



CANYONLANDS HEALTH CARE SPECIAL SERVICE DISTRICT BOARD MEETING

Larson Building Conference Room 285 S 400 E, Moab, UT 84532

Thursday June 8th, 2023 at 5:30 p.m.

Board meetings allow for both in-person or virtual attendance.

Remote participation is through Zoom.

Join the Zoom Meeting: <https://us02web.zoom.us/j/82078784177>

AGENDA

- I. Call to Order & Roll Call (*5 min*)
- II. Approval of the May 11th, 2023 Meeting Minutes (*5 min*)
- III. Reports/Presentations (*35 min*)
 - a. Care Center Administrator's Report – Colette/Jillian
 1. Administrators Report
 2. Quality Assurance Report
 - b. Canyonlands Care Center Financials – Lindsey
 1. Ratify Care Center Bills – May (Action Item)
 2. Review of the Budget vs Actuals – May
 - c. Parkway and Seasons Financials/Administrators Report (Aug) – Nathan/Ron/Jason/Zach
 - d. Other Considerations
- IV. Financials (*35 min*)
 - a. CHCSSD Financials – Ken/Sophie
 1. Approval of Bills (Action item)
 2. Review of the Budget vs Actuals
 3. Review of the Fund Balances
 4. Update on 2022 Financial Audit
 5. Other Considerations
- V. New Business/Discussion/Action Items (*35 min*)
 - a. Discussion and consideration on updating the Canyonlands Care Center Quit Claim Deed
 - b. Update on the storage shed and archiving of records
- VI. Other Considerations (*5 min*)
- VII. Closed Session
- VIII. Adjourn



CANYONLANDS HEALTH CARE SPECIAL SERVICE DISTRICT BOARD MEETING | Electronic Meeting through Zoom

• Thursday May 11th, 2023 at 5:30 p.m.

PRESENT: Tawny Knuteson-Boyd (Chair), Joette Langianese (Vice-Chair), Lou Irby, Paula Martin, Dan Cook, Debbie Testa (Clerk), Sophie Miller (Larson), Colette Lyman (CCC Administration), Nathan Bronemann, Todd Bramell, Ron Kapp (Traditions) Zach Blackham, Jason Gatherum, Johnathan Bangerter (RMC), Jennifer Sadoff (MRH)

ABSENT: Ken Ballantyne, Evan Clapper

I. Called to Order at 5:42 PM

II. Approval of the April 13th, 2023 Meeting Minutes (5 min)

Motion to approve the April 13th Meeting Minutes made by Paula, seconded by Dan.

Motion carried for approval 4-0.

III. Reports/Presentations (40 min)

a. Care Center Administrator's Report – Colette

1. Administrators Report

CL reported the CCC census is at 34 with 2 recent admits and 31 people are on the waiting list. They finished their last COVID outbreak status on April 21. For quality measures they are flagging in falls and falls with major injuries. There are 6 active Performance Improvement Plans (PIPs). Lindsey Bartosh, CCC CFO, has given her notice and will stay on long enough to train a new person. The CCC is close to being fully staffed. The cost report audit ended and they are in the middle of the 2022 end-of-year audit. An outside shed was purchased for supplies, and they did not have to capitalize on this. CL is working on staff morale and ensuring their wages are competitive for the area.

2. Quality Assurance Report - Jillian

CL reported for JF. For April, there were 2 residents with significant weight loss, 2 house acquired infections, 1 physical aggression incident, 7 skin issues and 11 falls. There are 7 residents taking anti-anxiety medications, 3 residents taking anti-psychotics medications and 13 residents taking anti-depressants.

b. Canyonlands Care Center Financials – Lindsey

1. Ratify Care Center Bills – March/April (Action Item)

Motion to ratify the March & April 2023 CCC bills made by Lou, seconded by Joette. Motion carried for approval 5-0.

2. Review of the Budget vs Actuals – March/April

CL noted the insurance for the van as a larger expense in the financial reports.

JL joins meeting at 5:55 PM

c. Parkway and Seasons Financials/Administrators Report (May) – Nathan/Ron/Jason

NB reported Season Q1 2023 census averaged 48.4, most expenses were kept under budget except for food, labor and medical supplies. Seasons posted a \$92K profit for Q1.

ZB reported Parkway census is at 50, they recently hired three CNAs and are close to being out of agency needs for staffing. They are installing new siding and paint for the facility with plans to install new carpet soon.

JG with RMC provided an update on the HUD purchase of Parkway. All the required documents have been submitted, so they are expected to close in the next 60-90 days depending on the HUD que.

d. Other Considerations

IV. Financials (40 min)

- a. CHCSSD Financials – Ken/Sophie
 - 1. Approval of Bills (Action item)

Motion to approve the CHCSSD May bills as presented in the amount of \$192,531.02 made by Dan, seconded by Joette. Motion carried for approval 5-0.

- 2. Review of the Budget vs Actuals
SM reported the sales tax revenue for the month of May has not been received yet and noted she would send out reissued financials when received.
- 3. Review of the Fund Balances
SM provided an update on the fund balances: \$1,245,301.18 General PTIF Fund, \$97,757.12 Capital PTIF Fund, \$2,406.51 CCC Capital PTIF Fund, \$540,188.45 Debt Service Fund, \$225,478.09 Wells Fargo Checking, balances are as of April 30, 2023.
- 4. 2022 Financial Audit
SM noted the financials for 2022 are currently with the auditors as they are working on completing the audit.
- 5. Other Considerations

V. New Business/Discussion/Action Items (10 min)

- a. Approval of the Reporting Fraud or Abuse Policy

Motion to approve the Reporting Fraud or Abuse Policy made by Joette, Seconded by Paula. Motion passes 5-0.

- b. Discussion and consideration on updating the Canyonlands Care Center Quit Claim Deed
Tabled for next meeting.
- c. Discussion on the status of the Grand County Hospital Special Service District
JL noted Grand County Resolution #2705 changed the name from the Grand County Hospital District to the Canyonlands Health Care Special Service District.
- d. Discussion on CHCSSD's undeveloped property
JL reported we put in a CIB request for planning funding to continue planning and completion of the MAPS project. JL would like to work with JS/Moab Regional Hospital in regard to how to proceed with the process and then present it to the district board for feedback.
- e. Planning discussion for sales tax increase
Planning needs to start for the ballot initiative to increase the sales tax from .05% to 1%, however it was noted this is not the year to do it. We need to ensure the ballot initiative states if passage does not occur, we would still retain the .50% amount. There also needs to be discussion around the recipients of the funding.
- f. Update on the storage shed and archiving of records
Tabled to next meeting.

VI. Other Considerations

The board discussed other meeting locations options, perhaps the Larson building. TK noted she would look into this and let DT know if the meeting location changes for next month in order to notify the public accordingly.

Motion to go into closed session to discuss pending litigation made by Joette, seconded by Dan. Motion carried for approval 5-0. Entered closed session at 6:28 PM

VII. Closed Session (20 min)

- a. Discussion on ongoing or imminent litigation

Motion to end closed session made by Lou, seconded by Joette. Motion carried for approval 5-0. Ended closed session at 6:45 PM

Motion to adjourn made by Joette, seconded by Lou. Motion carried for approval 5-0.

VIII. Adjourned at 6:49 PM

June 2023 Bills Payable

Payee	Amount	Reason
Moab Valley Storage	\$90.00	Storage Unit
Debbie Testa	\$275.00	May Clerk Services
Larson	\$740.00	May Accounting Services
Canyonlands Care Center	\$100,000.00	Operations
Total Amount:	\$101,105.00	

GCHSD GENERAL
Balance Sheet
 As of May 31, 2023

	<u>May 31, 23</u>
ASSETS	
Current Assets	
Checking/Savings	
10-1100 · Combined Cash - [REDACTED]	-11,906.25
10-1170 · General - PTIF - [REDACTED]	1,239,226.80
1100 · Wells Fargo - [REDACTED]	32,947.07
40-1100 · Combined Cash - CP	23,622.77
40-1110 · Capital- PTIF - [REDACTED]	98,177.40
40-1120 · Capital - PTIF - [REDACTED]	2,416.86
45-1100 · Combined Cash - [REDACTED]	-11,716.52
45-1160 · Debt Service - PTIF - [REDACTED]	542,510.85
Total Checking/Savings	<u>1,915,278.98</u>
Total Current Assets	<u>1,915,278.98</u>
TOTAL ASSETS	<u>1,915,278.98</u>
LIABILITIES & EQUITY	
Liabilities	
Current Liabilities	
Accounts Payable	
10-2000 · Accounts Payable	100,830.00
Total Accounts Payable	<u>100,830.00</u>
Other Current Liabilities	
45-2550 · Due To Capital Projects - D S	43,312.75
Total Other Current Liabilities	<u>43,312.75</u>
Total Current Liabilities	<u>144,142.75</u>
Total Liabilities	<u>144,142.75</u>
Equity	
10-3910 · Fund Balance - General Fund	1,009,809.36
3900 · Retained Earnings	161,071.05
40-3920 · Fund Balance - Capital Projects	327,976.36
45-3930 · Fund Balance - Debt Service	673,456.61
Net Income	-401,177.15
Total Equity	<u>1,771,136.23</u>
TOTAL LIABILITIES & EQUITY	<u>1,915,278.98</u>

GCHSD GENERAL Profit & Loss Budget Performance for Meeting May 2023

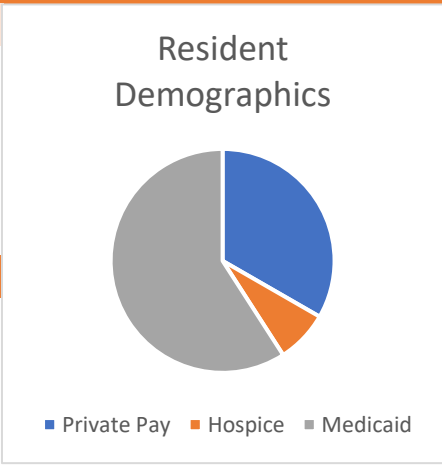
	May 23	Budget	Jan - May 23	YTD Budget	Annual Budget
Ordinary Income/Expense					
Income					
4012.1 · Interest Income - General	5,636.35	250.00	23,623.98	1,250.00	3,000.00
4014 · .1 Traditions HealthCare					
Parkway	0.00	13,125.00	186,382.06	65,625.00	157,500.00
Seasons	0.00	13,125.00	107,550.15	65,625.00	157,500.00
Total 4014 · .1 Traditions HealthCare	0.00	26,250.00	293,932.21	131,250.00	315,000.00
4016.1 · Sales Tax	0.00	150,000.00	393,049.24	750,000.00	1,800,000.00
4021.2 · Interest Income - Capital Proj	420.28		1,911.60		
4031.3 · Interest Income - Debt Service	2,322.40		15,160.22		
4150.1 · Miscellaneous Income	0.00	1,918.41	7,115.71	9,592.13	23,021.00
Total Income	8,379.03	178,418.41	734,792.96	892,092.13	2,141,021.00
Gross Profit	8,379.03	178,418.41	734,792.96	892,092.13	2,141,021.00
Expense					
10-6100 · Contract Services	0.00		1,230.00		
10-6175 · Professional Fees - General	740.00		3,620.00		
10-6195 · Miscellaneous - General	90.00	15,250.00	450.00	76,250.00	183,000.00
10-6901 · Transfer to Enterprise Fund					
6902.4 · Transfer To Debt Service	0.00		387,775.00		
6903.4 · Transfer to Operations	100,000.00		560,000.00		
6904.4 · Transfer to UPL Seed	0.00		182,394.72		
Total 10-6901 · Transfer to Enterprise Fund	100,000.00		1,130,169.72		
6180.1 · Office Supplies - General	0.00		53.36		
6190.1 · Bank Charges - General	70.96		447.03		
6500.1 · Contributions to Other Entities					
6501.1 · Other	0.00	2,084.00	0.00	10,412.00	25,000.00
6502.1 · DSH	0.00	25,000.00	0.00	125,000.00	300,000.00
6500.1 · Contributions to Other Entities - Other	0.00	132,233.00	0.00	661,169.00	1,586,800.00
Total 6500.1 · Contributions to Other Entities	0.00	159,317.00	0.00	796,581.00	1,911,800.00
Total Expense	100,900.96	174,567.00	1,135,970.11	872,831.00	2,094,800.00
Net Ordinary Income	-92,521.93	3,851.41	-401,177.15	19,261.13	46,221.00
Other Income/Expense					
Other Income					
6800.2 · Transfer from General Fund	0.00		500,000.00		
Total Other Income	0.00		500,000.00		
Other Expense					
6901.3 · Transfer to General Fund	0.00		500,000.00		
Total Other Expense	0.00		500,000.00		
Net Other Income	0.00		0.00		
Net Income	-92,521.93	3,851.41	-401,177.15	19,261.13	46,221.00

**GCHSD GENERAL
Profit & Loss
May 2023**

	<u>May 23</u>
Ordinary Income/Expense	
Income	
4012.1 · Interest Income - General	5,636.35
4021.2 · Interest Income - Capital Proj	420.28
4031.3 · Interest Income - Debt Service	2,322.40
Total Income	<u>8,379.03</u>
Gross Profit	8,379.03
Expense	
10-6175 · Professional Fees - General	740.00
10-6195 · Miscellaneous - General	90.00
10-6901 · Transfer to Enterprise Fund	
6903.4 · Transfer to Operations	100,000.00
Total 10-6901 · Transfer to Enterprise Fund	<u>100,000.00</u>
6190.1 · Bank Charges - General	70.96
Total Expense	<u>100,900.96</u>
Net Ordinary Income	<u>-92,521.93</u>
Net Income	<u><u>-92,521.93</u></u>

Canyonlands Care Center May 2023

Resident Demographics	Days Charged	Rate Charged	Monthly Income
Private Pay	272	\$ 250.00	\$ 68,000.00
Hospice	62	\$ 250.00	\$ 15,500.00
Medicaid	707	\$ 170.68	\$ 120,670.76
			\$ 204,170.76



Resident Numbers	Private Pay Residents	9	
	Medicaid Residents	26	
	Hospice Residents	2	
Bed Tax Rate	1041	\$ 28.15	\$ 29,304.15
Payroll May			\$ 179,071.09
Total Expenses May			\$ 228,734.47

Net Income **\$ (24,563.71)**

We have not received a payment from Medicaid for March, April, May due to freeze on claims.
 Total Bills Amount for Approval \$486,857.83 (amount includes expenses and payroll)

Canyonlands Care Center
Profit & Loss
May 2023

	May 23
Ordinary Income/Expense	
Income	
Hospice (Hospice)	8,500.00
Medicaid (Medicaid)	33,556.99
Medicaid UPL Revenue	84,456.00
Other Income (Amounts deposited not included in other income categories)	20,022.03
Private (Private)	82,194.67
Total Income	228,729.69
Gross Profit	228,729.69
Expense	
Benefits	44,568.18
MCD, IRS penalties (fees for late filing of monthly patient-day assessment reports)	30,800.25
010 · Administration and General	52,835.01
030 · Operations/Maintenance	
3100 · Maintenance - MRH	8,271.79
320 · Repairs/Maintenance supplie (Incidental repairs and maintenance of busi...	166.28
340 · Automobile Repair and Maint (Fuel, oil, repairs, and other automobile ma...	83.28
350 · Utilities (Water, electricity, garbage, and other basic utilities expenses)	13,452.47
Total 030 · Operations/Maintenance	21,973.82
040 · Dietary	65,784.98
050 · Linens and Bedding (costs of sheets, towels and related items for resident ...)	6,522.65
060 · Housekeeping	108.00
070 · Health Services	
013a · Medical Director Supervision (Contract 24 Hour Medical Director)	1,400.00
070-110 · Nursing Supplies	
110a · OTC Medicines	76.94
110c · Incontinent Supplies	946.76
070-110 · Nursing Supplies - Other	620.57
Total 070-110 · Nursing Supplies	1,644.27
Total 070 · Health Services	3,044.27
090 · Recreational Activities	1,799.87
64700 · Miscellaneous Expense (Miscellaneous expenses not categorized elsew...)	140.00
66000 · Payroll Expenses (Payroll expenses)	
301 - Nursing	150,319.20
Administration	19,340.69
Housekeeping	9,411.20
Total 66000 · Payroll Expenses (Payroll expenses)	179,071.09
66700 · Professional Fees (Payments to accounting professionals and attorneys ...)	1,157.44
Total Expense	407,805.56
Net Ordinary Income	-179,075.87
Other Income/Expense	
Other Income	
70200 · Interest Income (Interest earned on bank accounts and loans)	4,463.76
Total Other Income	4,463.76
Net Other Income	4,463.76
Net Income	-174,612.11

2:59 PM

06/07/23

Accrual Basis

Canyonlands Care Center
Balance Sheet
As of May 31, 2023

	May 31, 23
ASSETS	
Current Assets	
Checking/Savings	
Petty Cash for Resident Use	500.00
PTIF Utah Reserve Savings	2,312.57
Wells Fargo checking 1199	790,010.11
Total Checking/Savings	792,822.68
Accounts Receivable	
Accounts Receivable (amounts owed to CCC for services provided)	150,219.31
Total Accounts Receivable	150,219.31
Other Current Assets	
Prepaid Dues & Subs	1,922.79
Prepaid Gym Membership	6,766.62
12000 · Undeposited Funds (Funds received, but not yet deposited to a bank account)	6,000.00
12100 · Inventory Asset (Costs of inventory purchased for resale)	4,089.01
13100 · Prepaid Insurance (Insurance premiums paid in advance of policy effective dates)	5,979.11
Total Other Current Assets	24,757.53
Total Current Assets	967,799.52
Fixed Assets	
Bond Issuance Costs	-387,775.00
CCC-Building only (not land)	5,301,891.68
15000 · Furniture and Equipment (Furniture and equipment with useful life exceeding one ...	519,413.55
17000 · Dodge Van	15,000.00
Total Fixed Assets	5,448,530.23
Other Assets	
Accumulated Depreciation-Bldg. (Total of depreciation expense taken on the CCC building)	-1,446,976.32
Accumulated Depreciation-FF&E (total of all depreciation taken on personal property)	-235,239.63
Due from other Funds	43,312.75
Total Other Assets	-1,638,903.20
TOTAL ASSETS	4,777,426.55
LIABILITIES & EQUITY	
Liabilities	
Current Liabilities	
Accounts Payable	
Accounts Payable (amounts owed to 3rd parties due in less than a year)	5,807.65
Total Accounts Payable	5,807.65
Credit Cards	
2157 · WellsFargo Credit Card 2157	1,105.09
3266 · Wells Fargo CC-Visa (VISA CC)	-140.00
Total Credit Cards	965.09
Other Current Liabilities	
Accrued Interest Payable (Interest amounts payable within a year)	192,982.00
Current Bond Payments payable (For amounts coming due April 1 for bond payments)	-308,406.25
funds held for charitable use (amounts generated by sales of residents' efforts such a...	1,000.00
SSI/month (\$45 per month paid for residents whose SSI payments are received directl...	-33,532.05
2110 · Direct Deposit Liabilities (Direct Deposit Liabilities)	56,142.69

2:59 PM

Canyonlands Care Center
Balance Sheet
As of May 31, 2023

06/07/23

Accrual Basis

	May 31, 23
24000 · Payroll Liabilities (Unpaid payroll liabilities. Amounts withheld or accrued, but...	
Cafeteria Employee Meal Charges	-2,003.14
EE Dental Insurance	-1,371.23
EE Health Ins	-5,849.99
EE HSA	2,697.82
EE IRA	268.40
ER Dental	-1,721.63
ER Health Ins	54,908.70
ER Retirement	301.64
ER Vision	-1,295.70
Federal Withholding	-18,486.88
FICA	5,581.49
State Withholding	20,664.00
SUTA	-5,918.97
24000 · Payroll Liabilities (Unpaid payroll liabilities. Amounts withheld or accrued, ...	-5,890.31
Total 24000 · Payroll Liabilities (Unpaid payroll liabilities. Amounts withheld or accrue...	41,884.20
Total Other Current Liabilities	-49,929.41
Total Current Liabilities	-43,156.67
Long Term Liabilities	
Mineral Lease Bond Payable	771,750.00
Revenue Bond Payable (Long-term loan-Revenue Bond)	1,727,250.00
Total Long Term Liabilities	2,499,000.00
Total Liabilities	2,455,843.33
Equity	
30000 · Opening Balance Equity (Opening balances during setup post to this account. The...	15,000.00
32000 · Unrestricted Net Assets (Other Income)	2,424,151.33
Net Income	-117,568.11
Total Equity	2,321,583.22
TOTAL LIABILITIES & EQUITY	4,777,426.55

3:05 PM

06/07/23

Accrual Basis

Canyonlands Care Center
Profit & Loss Budget vs. Actual
May 2023

	May 23	Budget	\$ Over Budget	% of Budget
Ordinary Income/Expense				
Income				
Hospice (Hospice)	8,500.00	6,247.00	2,253.00	136.1%
Medicaid (Medicaid)	33,556.99	123,911.00	-90,354.01	27.1%
Medicaid UPL Revenue	84,456.00	82,060.00	2,396.00	102.9%
Other Income (Amounts deposited not included ...)	20,022.03	125.00	19,897.03	16,017.6%
Private (Private)	82,194.67	76,000.00	6,194.67	108.2%
Total Income	228,729.69	288,343.00	-59,613.31	79.3%
Gross Profit	228,729.69	288,343.00	-59,613.31	79.3%
Expense				
Benefits	44,568.18	62,163.00	-17,594.82	71.7%
MCD, IRS penalties (fees for late filing of monthly ...)	30,800.25			
010 · Administration and General	52,835.01	48,324.00	4,511.01	109.3%
020 · Property	0.00	709.00	-709.00	0.0%
030 · Operations/Maintenance	21,973.82	16,450.00	5,523.82	133.6%
040 · Dietary				
380a · Resident Meals - MRH (Business meals ...)	63,504.65	34,328.00	29,176.65	185.0%
380b · Food Supplies (Cost of food consumed ...)	2,280.33	2,500.00	-219.67	91.2%
390 · Dietary Supplies - non-food (Bowls, cups, ...)	0.00	1,250.00	-1,250.00	0.0%
Total 040 · Dietary	65,784.98	38,078.00	27,706.98	172.8%
050 · Linens and Bedding (costs of sheets, towels...)	6,522.65	6,420.00	102.65	101.6%
060 · Housekeeping				
0110 · Janitorial Supplies (Janitorial expenses ...)	108.00	3,750.00	-3,642.00	2.9%
Total 060 · Housekeeping	108.00	3,750.00	-3,642.00	2.9%
070 · Health Services				
013a · Medical Director Supervision (Contract 2...)	1,400.00	1,400.00	0.00	100.0%
070-110 · Nursing Supplies				
110a · OTC Medicines	76.94	416.00	-339.06	18.5%
110b · Vaccines (Vaccines, medicines, and ot...)	0.00	200.00	-200.00	0.0%
110c · Incontinent Supplies	946.76	5,000.00	-4,053.24	18.9%
110d · Small Medical Equipment (Purchases ...)	0.00	1,458.00	-1,458.00	0.0%
070-110 · Nursing Supplies - Other	620.57	3,583.00	-2,962.43	17.3%
Total 070-110 · Nursing Supplies	1,644.27	10,657.00	-9,012.73	15.4%
Total 070 · Health Services	3,044.27	12,057.00	-9,012.73	25.2%
0800 · Ancillary Services	0.00	12,026.00	-12,026.00	0.0%
090 · Recreational Activities				
470 · Activity Supplies (Costs of supplies, equi...)	682.33	1,250.00	-567.67	54.6%
470a · Resident Events (Holiday celebrarton, bi...)	1,117.54	500.00	617.54	223.5%
Total 090 · Recreational Activities	1,799.87	1,750.00	49.87	102.8%
62400 · Depreciation Expense (Depreciation on e...)	0.00	15,520.00	-15,520.00	0.0%
64700 · Miscellaneous Expense (Miscellaneous e...)	140.00	316.00	-176.00	44.3%
66000 · Payroll Expenses (Payroll expenses)				
301 - Nursing	150,319.20			
Administration	19,340.69			
Housekeeping	9,411.20			
66000 · Payroll Expenses (Payroll expenses) - ...	0.00	248,577.00	-248,577.00	0.0%
Total 66000 · Payroll Expenses (Payroll expenses)	179,071.09	248,577.00	-69,505.91	72.0%
66700 · Professional Fees (Payments to accounti...)	1,157.44	2,350.00	-1,192.56	49.3%
Total Expense	407,805.56	468,490.00	-60,684.44	87.0%
Net Ordinary Income	-179,075.87	-180,147.00	1,071.13	99.4%

3:05 PM

06/07/23

Accrual Basis

Canyonlands Care Center
Profit & Loss Budget vs. Actual
May 2023

	May 23	Budget	\$ Over Budget	% of Budget
Other Income/Expense				
Other Income				
70000 · 70000 - CHCSSD CY to Ent. Fund (To record...	100,000.00			
70200 · Interest Income (Interest earned on bank ac...	4,463.76			
Total Other Income	104,463.76			
Net Other Income	104,463.76			
Net Income	-74,612.11	-180,147.00	105,534.89	41.4%

Canyonlands Care Center Report for Board Meeting 6-8-23 by Colette Lyman, Adm

Overview of Facility Performance:

Survey: No State Survey Activity. No reportable events.

Census: Census 34. 2 residents expired and we admitted 2. Hospice/Isolation room is open.

Covid Recap: No further covid outbreaks and the Public Health Emergency has ended. We only have to wear masks at times of high local transmission.

June Events: Fathers Day, C.N.A Week, Juneteenth BBQ, Also the usual bus rides, tons of music, crafts, bingo, bingo store.

Safety: No claims in 2023

Goals for 2023: Recruit and retain adequate staff, Continuous listening to staff as main approach to keep staff morale high, Fall prevention, Get all of our Quality Measures under the national average.

Quality Measures: We are flagging in 2 areas. Falls ,Falls with major injury.

QAPI (Quality Assurance Performance Improvement) , Performance Improvement Plans (PIPs):

We have 6 active PIPs. They are as follows: 1-Fall Prevention 2-Skin breakdown prevention/comprehensive wound tracking. 3- Significant Weight Loss prevention. 4-MDS/Careplan accuracy. 5- Wandering Management of Confused Residents. 6-Family Notification of MD visits. No other trends identified.

Staff Needs: New CFO, Cassie Rose, starts tomorrow parttime and will be full time mid July after her contract ends with the San Juan School district. We are fully staffed for a minute but will always hire good C.N.A's.

Audits: No update on the district audit.

Life is good! Our residents are the greatest people ever!

-Colette Lyman

Question	12-Month Average	National Average	Difference
Overall Satisfaction	4.67	3.93	0.74
Nursing Care	4.69	4.19	0.50
Dining Service	4.55	3.79	0.76
Quality of Food	3.92	3.49	0.43
Cleanliness	4.85	4.30	0.54
Individual Needs	4.77	4.10	0.67
Laundry Service	4.26	4.06	0.20
Communication	4.69	4.04	0.65
Response to Problems	4.92	4.05	0.87
Dignity and Respect	5.00	4.43	0.57
Recommend to Others	5.00	4.06	0.94
Activities	4.62	4.10	0.52
Professional Therapy	4.43	4.37	0.06
Admission Process	4.82	4.44	0.38
Safety and Security	4.81	4.51	0.30
Combined Average	4.71	4.13	0.57

An action plan to address survey items rated below average for the year.

A list of the areas identified as below-average during any part of the year and each corresponding plan to improve the area is attached. Below average means a rating below the industry average. If that is not available, choose the area that your facility consistently receives the lowest rating.

We have 8 areas that are below average. The area that we are always monitoring because the ratings can fluctuate is the

Quality of Food. We are asking residents to continuously let us know any recommendations they have for menu items. Continuously monitor the residents likes/dislikes/preferences. Resident council approves the menu and requests "Resident Choice" meals. Snacks are always available. This has assisted to keep our ratings above the national average & lessen complaint. This has resulted in less significant weight loss.

Quarter 2 (Jul-Sep)

Clinical Excellence Review for QAPI/Board Update: Overview of May 2023

Nutritional Aspects of Care- Weight Loss:

- 1 resident with significant weight loss which is a desired loss.
- Interventions are in place and have stabilized at risk residents.

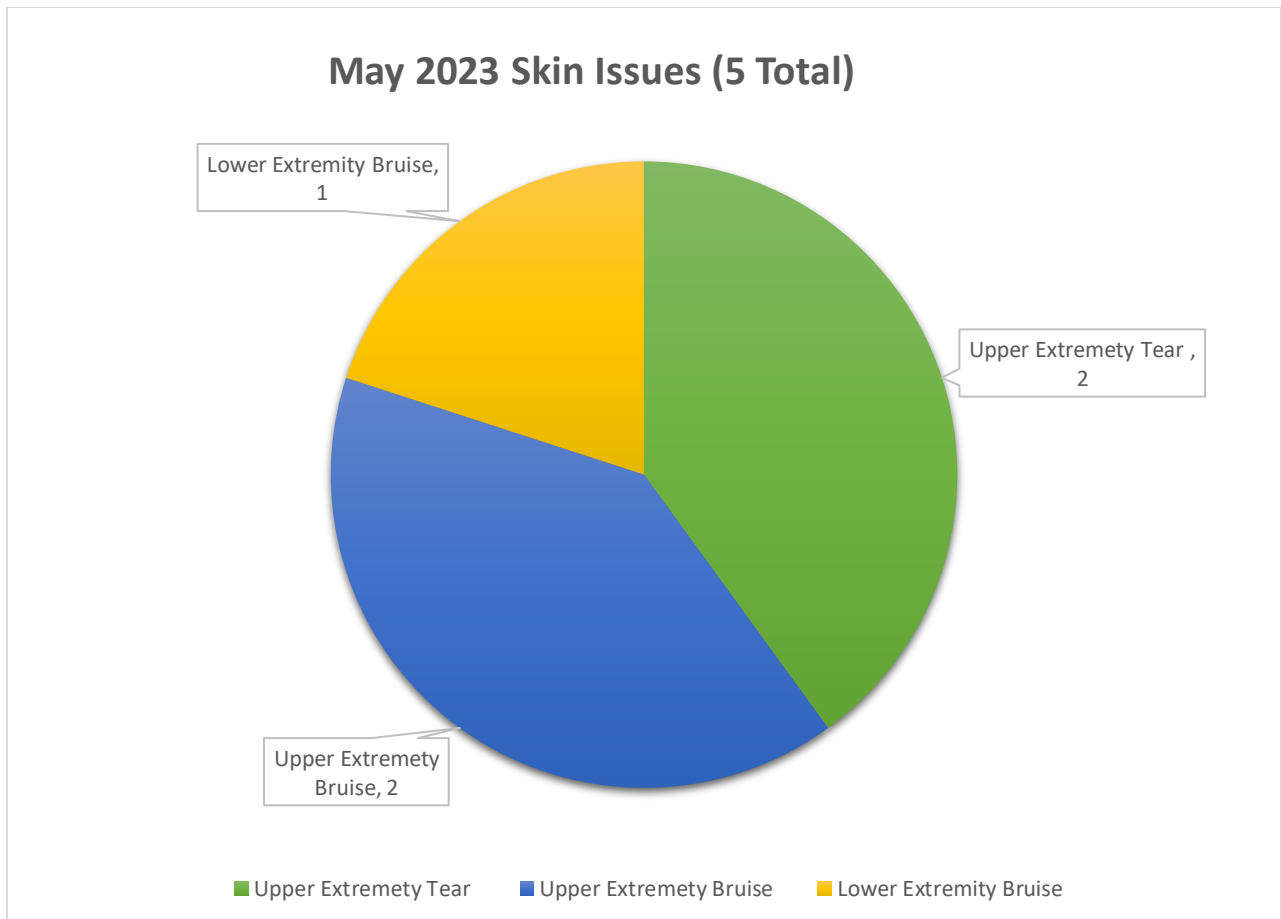
House Acquired Infections: (1)

- 1 case of Shingles

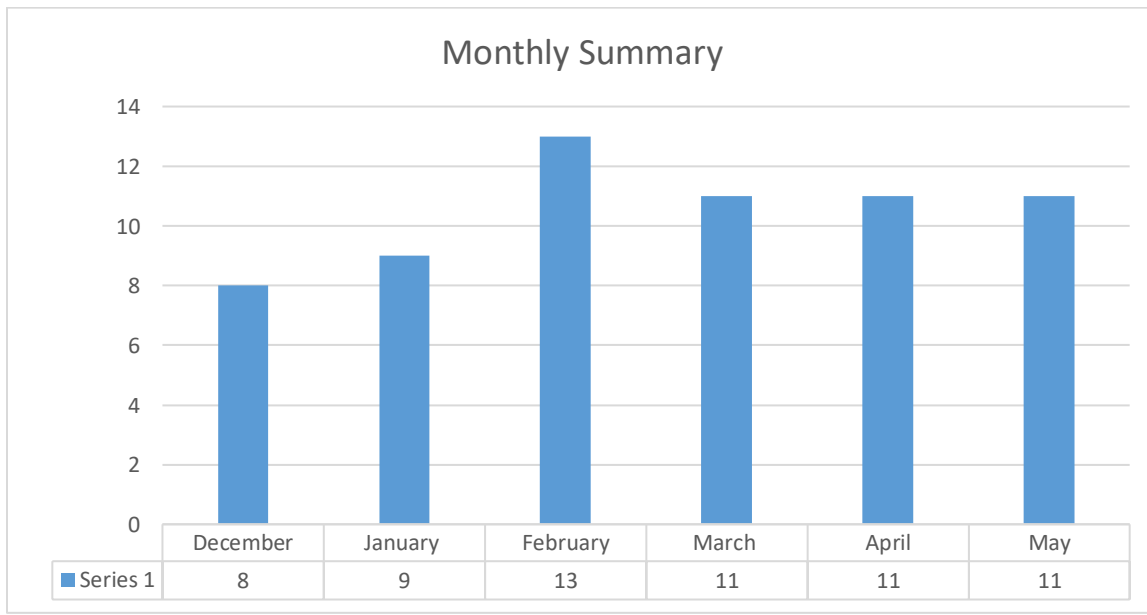
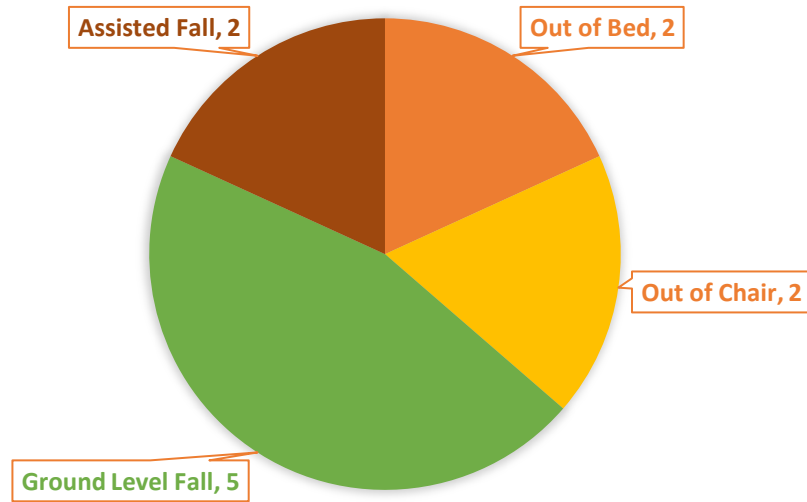
Incidents

- Incidents of Physical Aggression Initiated/ Received: (0)
- Elopement Incidents: (0)

New Skin Issue Incidents



FALLS MAY 2023 (11 TOTAL)



- 7 (64%) of the falls were among 3 residents who fall often.
- Continue to investigate the root cause of each fall and implement procedures to reduce repeat falls.
- Number of falls has remained stable since the peak number of falls in February.

Medication Management, Utilization, Storage and Administration

- **Medication Error Incidents (4):** No harm resulting from medication errors. Focused on medication administration education and reminders with Nurses in response to recent med error trend.
- **Behavior Management & Psychopharmacological Medications: (Done remotely via phone conference call)** Psychotropic committee meets with pharmacist monthly to review, risk benefit statements up-to-date, written monthly communication regarding psychotropics to physicians as needed.

Medication Cart Audit

- Completed for the month of May

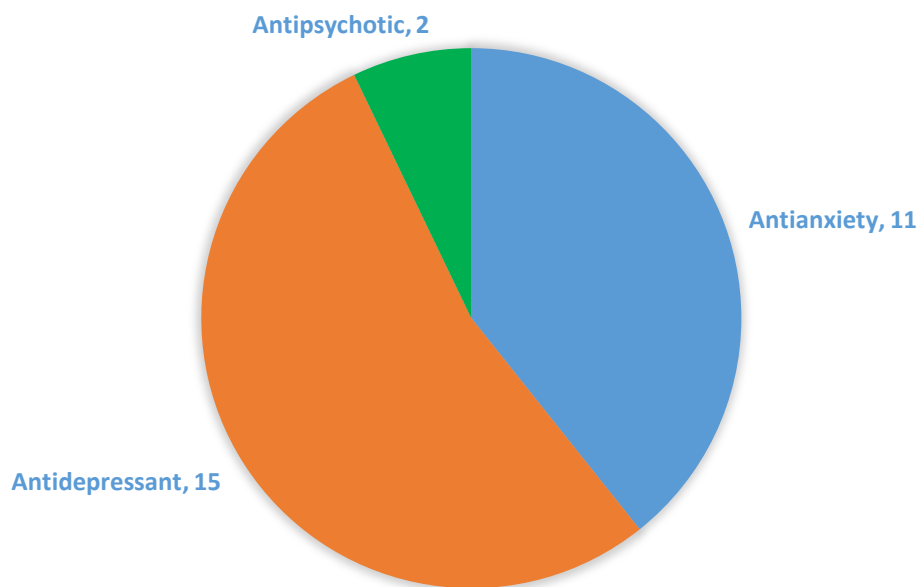
Crash Card Audit

- Completed for the month of May

Acute and Significant Condition Changes (0): 1 in-facility death, 3 admissions, 1 resident transferred to Moab Regional Hospital for 5 days.

Reportable Events: (0):

MAY PSYCHOTROPIC MEDICATIONS (28 TOTAL)



There were increases in the number of anti-anxiety and anti-depressant medications compared to April because 2 of the new admissions were on these medications.

Anti-Anxiety Medications

- 11 residents

Anti-Psychotic Medications

- 2 residents

Anti-Depressant Medications

- 13 total residents (two residents took 2 antidepressants)

Gradual Dose Reduction

- 1 successful gradual dose reductions in May