

2023

Trust in The School

Parents, teachers, staff and student's feelings about the school.

Teacher retention and overall reputation.



1

Significant Actions this year

- Impactful activities
 - In coordination with POET we had our 2nd annual FALL FIESTA which had more cultural and NDPA student involvement
 - We conducted a mid-year ISA assembly after a few years of not having it due to Covid
 - A very successful Ciencia En Utah held at our campus and Science in Action in Spain in October
 - Developed working relationship with Legacy Jr. High SRO in support of NDPA
 - 9th grade Spain Trip
 - Faculty Professional Development Spain Trip

2

Adult and Student Survey Results

- [Adult Survey Responses](#)
- [Survey K-2](#)
- [Survey 3-5](#)
- [Survey 6-12](#)

3

Teacher Feedback Comment – Outgoing 3rd Grade Teacher

Hi All,

With the help of some of my wonderful coworkers, I was able to get my classroom cleaned out (aside from a few personal items that didn't fit in my 4runner). I know I still need to do a final check out with one of you, so please let me know when you're available. I'm going to come back either this weekend or Monday to get the rest of my things from my room. I will keep my keys until I am able to check them back in.

If I don't get the chance to see some of you, I just wanted to thank you for the best 4 years of my teaching career. It has been an honor and so much fun to work at NDPA, and it's very bittersweet for me to be leaving. But like I told Ryan, I have all intentions on coming back in the future when my baby gets older. It's time for me to put a pause on my teaching career and now I get to be a mom, something I have always wanted. Thank you for everything. I hope to see you next year when my baby is big enough to come visit. This isn't goodbye, it's see you later.

☺

Sincerely,
Danielle Kingdon
3rd Grade Teacher
North Davis Preparatory Academy
dkingdon@northdavisprep.org
(801) 547-1809 Ext. 1119
R.O.A.R

4

NDPA launched a new Instagram page to help inform families and show them the amazing things the students are doing!

We did some fun giveaways and sent students to different places to show our amazing students



5

Student Achievement

Spanish Language achievement, test scores, assessments, rating

6

Spanish DLI Scores

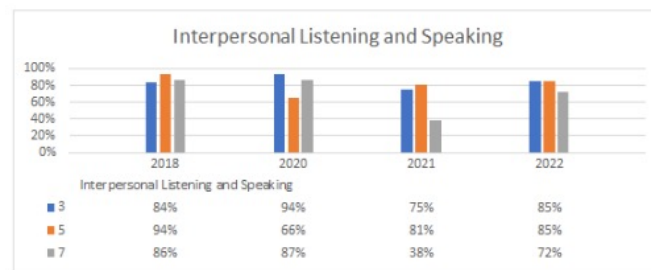
https://docs.google.com/document/d/1157yDjQn1NHMxY72780zUu85Yd5u/edit?usp=share_link&ouid=107278388561913139908&nofit=true&id=true

AAPPL Test 2018 to 2022 Report

The percentage represents the number of students at or above the level required by DLI. Before Covid, the proficiency target was 80%. They changed to 70% after covid, although the DLI coordinates want to keep 80%.

Grades 3, 5, and 7th take only the Interpersonal Listening and Speaking Test.

The ISL tests the ability to have a conversation with someone. The student speaks with a video chat teacher who asks about them, their school, and their community.

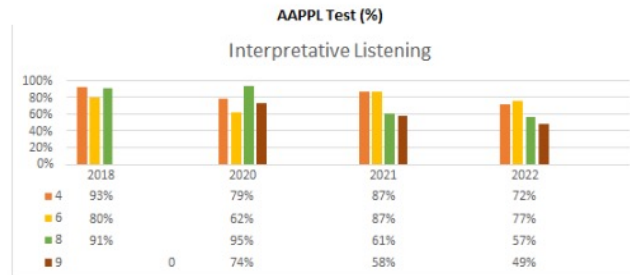


7

Spanish DLI Scores (slide 2)

https://docs.google.com/document/d/1VlPKAvFho_ShIQI0UHHchQalDemQ7/edit

Grades 4, 6, 8, and 9 take three different tests: Interpretative Listening, Interpretative Reading, and Presentational Writing

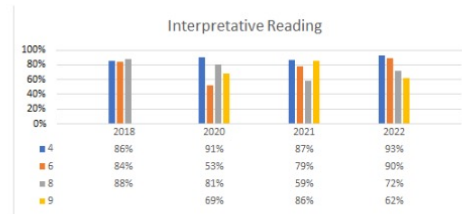


In Interpretative Listening, students will be able to understand and interpret information, concepts, and ideas orally from various topics in Spanish.

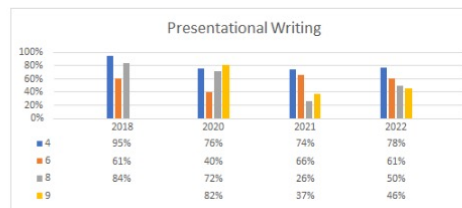
During the Advisory Council Meeting last April, the DLI program highlighted the big drop in Listening in all schools in Utah. This year we will focus on pedagogy strategies to increase listening and speaking ability.

8

Spanish DLI Scores (slide 3)



Interpretive Reading measures a student's ability to understand written and spoken language.

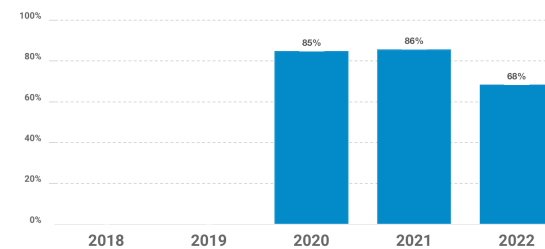


9

Student
Achievement

Spanish AP

% OF TOTAL AP STUDENTS WITH SCORES 3+



SCHOOL SUMMARY

	2018	2019	2020	2021	2022
Total AP Students			33	35	38
Number of Exams			33	35	38
AP Students with Scores 3+			28	30	26
% of Total AP Students with Scores 3+			84.85	85.71	68.42

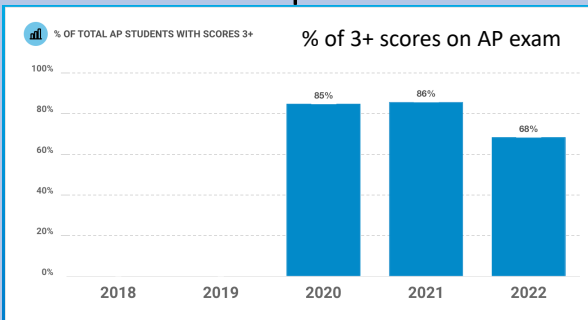
10

Student Achievement

Spanish Language achievement, test scores, assessments,
rating

11

Spanish AP Scores



SCHOOL SUMMARY

	2018	2019	2020	2021	2022
Total AP Students			33	35	38
Number of Exams			33	35	38
AP Students with Scores 3+			28	30	26
% of Total AP Students with Scores 3+			84.85	85.71	68.42

12

AP score results 2022

		2018	2019	2020	2021	2022
Spanish Language and Culture	1				1	3
	2			5	4	9
	3			6	12	15
	4			13	13	11
	5			9	5	
	Total Exams			33	35	38
	Mean Score			3.79	3.49	2.89

13

Rise Assessment Data

The screenshot displays the Rise Assessment Reporting System interface. The top navigation bar includes links for Home Page, Dashboard, Reporting System, and a search bar. The main content area is titled "Average Score and Performance Distribution, by Assessment: NORTH DAVIS PREPARATORY ACADEMY, 2022-2023". It shows a table of assessment results with columns for Assessment Name, Test Group, Test Grade, Test Reason, Student Count, Average Score, Performance Distribution (a bar chart), and Date Last Taken. The table lists six assessments: Summative ELA Grade 6, Summative ELA Grade 3, Summative ELA Grade 5, Summative ELA Grade 4, Summative ELA Grade 7, and Summative ELA Grade 8. Below this, a second table shows "Summative Writing Grade 8" and "Summative Writing Grade 5" with their respective scores and dates.

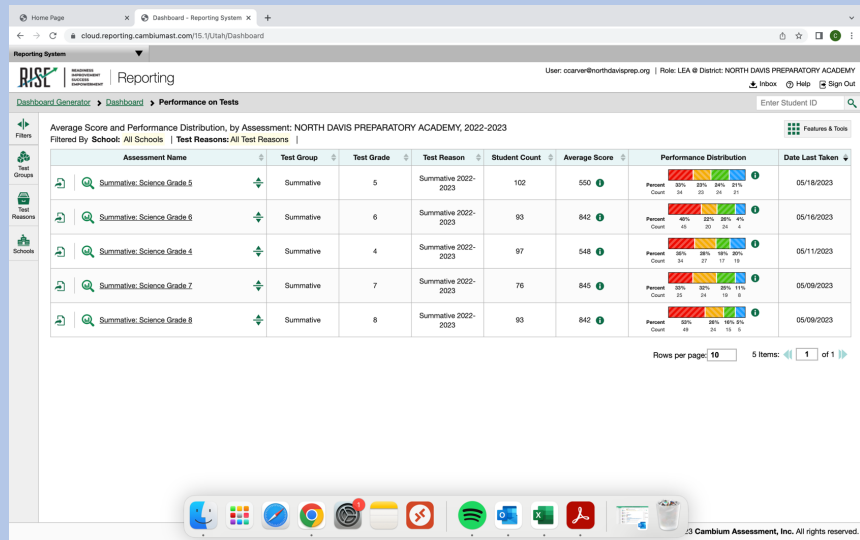
Assessment Name	Test Group	Test Grade	Test Reason	Student Count	Average Score	Performance Distribution	Date Last Taken
Summative ELA Grade 6	Summative	6	Summative 2022-2023	93	391	81% 85% 89% 93%	05/18/2023
Summative ELA Grade 3	Summative	3	Summative 2022-2023	99	324	81% 85% 89% 93%	05/18/2023
Summative ELA Grade 5	Summative	5	Summative 2022-2023	102	385	81% 85% 89% 93%	05/09/2023
Summative ELA Grade 4	Summative	4	Summative 2022-2023	98	336	81% 85% 89% 93%	04/28/2023
Summative ELA Grade 7	Summative	7	Summative 2022-2023	77	417	81% 85% 89% 93%	04/25/2023
Summative ELA Grade 8	Summative	8	Summative 2022-2023	93	410	81% 85% 89% 93%	04/25/2023

Assessment Name	Test Group	Test Grade	Test Reason	Student Count	Average Score	Date Last Taken
Summative Writing Grade 8	Summative	8	Summative 2022-2023	92	5/10	05/05/2023
Summative Writing Grade 5	Summative	5	Summative 2022-2023	102	5/10	04/29/2023

Flows per page: 10 2 Items: 1 of 1

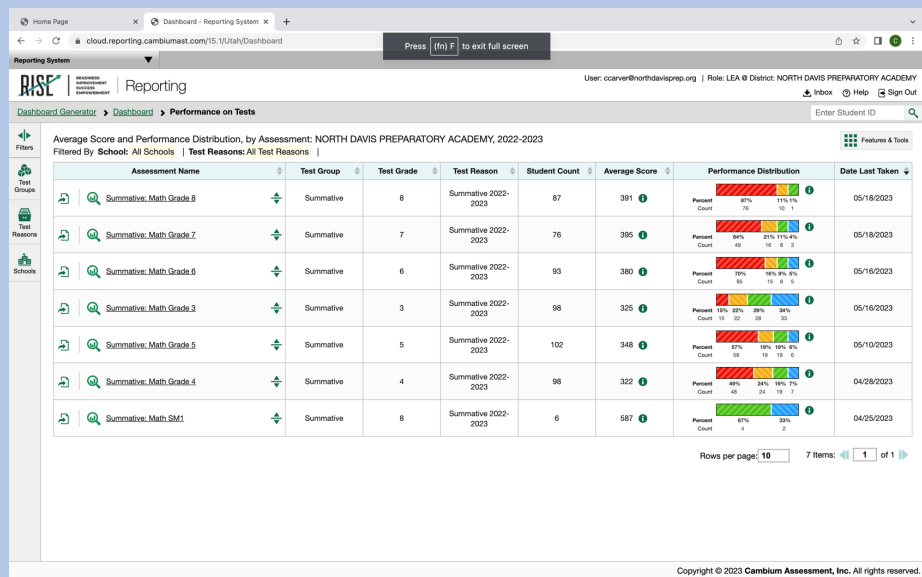
14

Rise Assessment Data

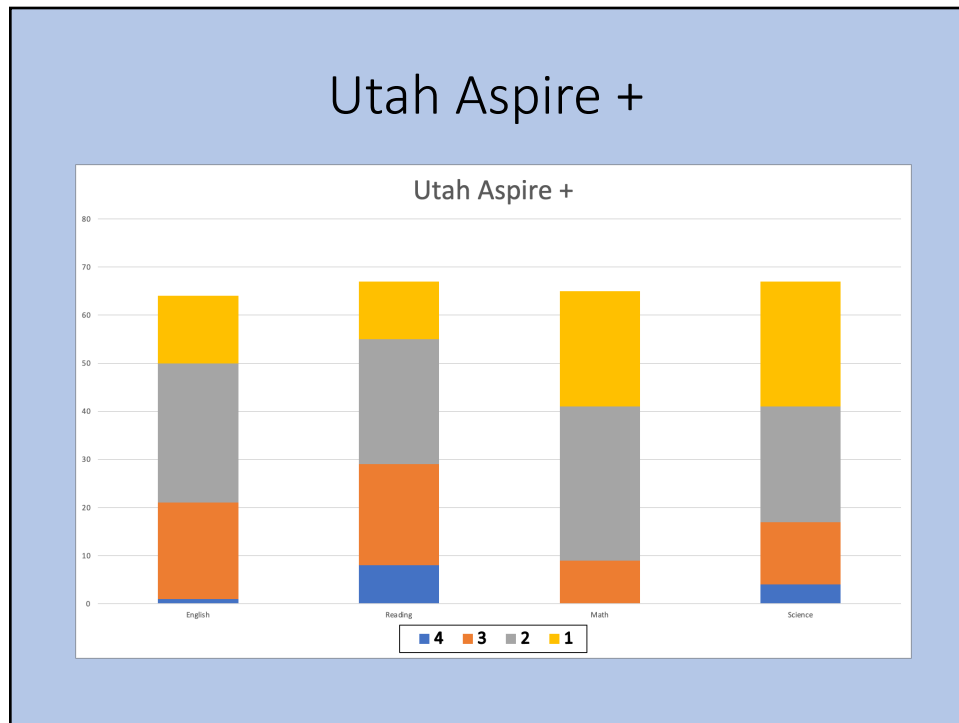


15

Rise Assessment Data



16



17



18



[Grade Level Scores Beginning and
End of Year \(BoY and EoY\)](#)

19

Retention of Students

Students returning to the school.

20



21

Intent to Enroll Data 2021-2024

Grade	2021-2022	2022-2023	2023-2024
1	98	79	103
2	104	97	105
3	101	85	110
4	100	87	105
5	95	88	101
6	96	80	109
7	95	65	92
8	84	78	81
9	90	61	97

Returning Students



22

Retention of Students

Lottery Snapshot – June 1 each year

HOME OF THE LIONS
NORTH DAVIS PREPARATORY ACADEMY

North Davis Preparatory Academy - 2021-2022

Home Accept/Decline Student Loto Center Report Center Email Center Registration Packets School Settings New Student Docs

Administrative Interface2 As of Date:

Applications	141	Applied	56	35	20	2	2	0	1	0	0	0	0	0
Students Applied	176	Siblings Priority	0	0	0	0	0	0	0	0	0	0	0	0
Siblings	5	Accepted	1	0	1	0	1	0	3	0	2	0	0	0
Accepted Students	9	Confirmed	0	3	0	15	11	13	11	15	14	12	0	0
Confirmed Students	185	Registered	31	101	104	97	99	81	91	93	78	85	0	0
Registered Students	869	Declined	44	6	10	0	18	10	8	24	7	1	0	0
Declined Students	135	Withdrawn	0	0	0	0	0	0	0	0	0	0	75	0
Withdrawn Students	0	Returning Students Still Needing to Register	0	0	0	0	0	0	0	0	0	0	0	0
Returning Students Still Needing to Register	0													

HOME OF THE LIONS
NORTH DAVIS PREPARATORY ACADEMY

North Davis Preparatory Academy - 2022-2023

Home Student Record Lookup Report Center New Student Docs

Administrative Interface2

Applications	56	Group	K	Grade 2	Grade 3	Grade 4	Grade 5	Grade 6	Grade 7	Grade 8	Grade 9	Grade 10
Students Applied	64	Applied	36	2	23	1	1	0	0	0	1	0
Siblings	0	Siblings Priority	0	0	0	0	0	0	0	0	0	0
Accepted Students	0	Accepted	0	0	0	0	0	0	0	0	0	0
Confirmed Students	0	Confirmed	0	0	1	0	0	0	0	0	0	0
Registered Students	1	Registered	108	100	110	102	100	108	94	79	98	62
Declined Students	957	Declined	37	62	42	37	18	25	14	22	16	5
Withdrawn Students	338	Withdrawn	14	23	10	18	15	17	17	28	15	16
Returning Students Still Needing to Register	169	Returning Students Still Needing to Register	0	0	0	0	0	0	0	0	0	0
Returning Students Still Needing to Register	0											

Get Admission Entries by Guardian Last Name: A B C D E F G H I J K L M N O P Q R S T U V W X Y Z

HOME OF THE LIONS
NORTH DAVIS PREPARATORY ACADEMY

North Davis Preparatory Academy - 2023-2024

Home Accept/Decline Student Loto Center Report Center Email Center School Settings New Student Docs

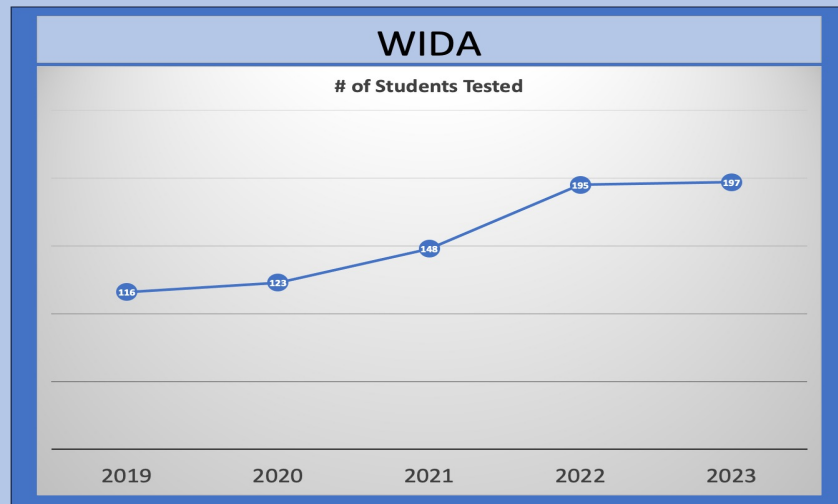
Administrative Interface2

Applications	46	Applied	17	18	5	11	3	4	5	0	0	0
Students Applied	61	Siblings Priority	0	0	0	0	0	0	0	0	0	0
Siblings	0	Accepted	5	2	1	102	1	0	0	0	1	0
Accepted Students	12	Confirmed	67	13	18	19	12	13	11	11	10	5
Confirmed Students	163	Registered	43	104	95	107	102	97	103	90	75	92
Registered Students	909	Declined	10	5	5	5	0	5	4	3	1	2
Declined Students	90	Withdrawn	11	1	7	2	0	4	7	5	4	5
Withdrawn Students	39	Returning Students Still Needing to Register	0	0	0	0	0	0	0	0	0	0
Returning Students Still Needing to Register	0											

Get Admission Entries by Guardian Last Name: A B C D E F G H I J K L M N O P Q R S T U V W X Y Z

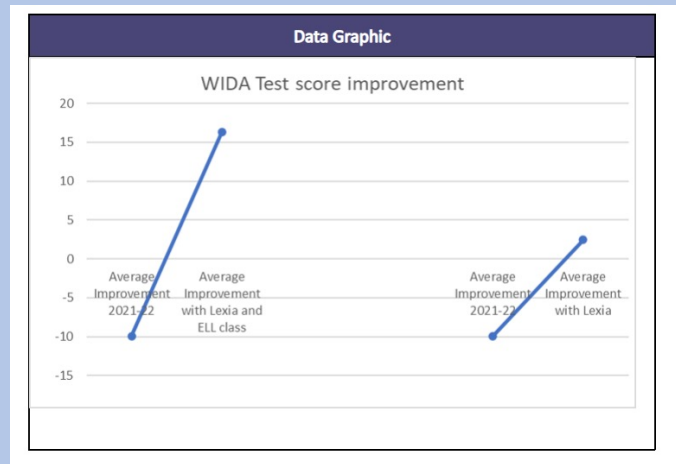
24

Demographic Changes demonstrated by WIDA



25

WIDA Score Trend Graph



26

Budget

Budget Managed.

27

Compliance

Reports on time. Procedures being followed. Charter agreement observation.

28

From: 8/17/2021 To: 5/26/2022	
Action Type	Action Count
Alternative Placement	8
Called Parents	61
Conference	7
Counseling	35
Detention - Recess	1
In School Suspension	4
Intervention	11
Notify Police	5
Out of School Suspension	33
Sent 1st letter	7
Sent Home	1
Warning	29
Total Actions:	202

From: 8/16/2022 To: 6/1/2023	
Action Type	Action Count
Alternative Placement	22
Called Parents	207
Conference	159
Confiscated Object	2
Contract	1
Counseling	3
Detention - After School	3
Detention - Session 1	5
Detention - Session 2	2
Expulsion	1
In School Suspension	18
Intervention	13
Notify Police	22
Out of School Suspension	113
Sent 1st letter	35
Sent 2nd letter	2
Sent Home	1
Warning	27
Total Actions:	636

29