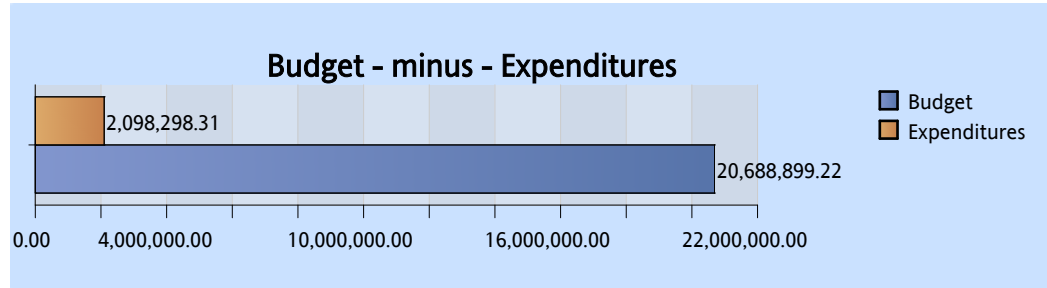


Department Budget & Expenditure Breakdown
 Fiscal Year 2023
 Month Ending Mar 31, 2023
 As Reported from FINET


Date: May 2, 2023
 Page: 7 of 126

CHSC Charter School



Budget Summary	Budget	ALL Revenue	_Total Available_	_Total Expenditures & Encumbrances_	Remaining Amount
CHSC Charter School	20,688,899.22	0.00	20,688,899.22	12,055,868.43	8,633,030.79

Expenditure and Encumbrance By Section	Current Month Expenditures	YTD Expenditures	YTD Encumbrances	Prior Year(s) Expenditures	Total Expenditure & Encumbrances
Personnel Services	149,701.80	935,975.92	0.00	3,384,510.15	4,320,486.07
Travel/In State	150.00	1,257.49	0.00	4,650.25	5,907.74
Travel/Out of State	0.00	9,459.24	0.00	9,570.13	19,029.37
Current Expense	118,757.16	433,979.38	632,486.49	835,931.06	1,902,396.93
Data Processing Current Expense	0.00	4,110.00	1,991.61	30,158.50	36,260.11
Other Charges/Pass Through	27,941.16	123,141.28	0.00	643,368.14	766,509.42
Flow Through	0.00	590,375.00	0.00	4,414,903.79	5,005,278.79
Overall - Total	296,550.12	2,098,298.31	634,478.10	9,323,092.02	12,055,868.43




Department Budget & Expenditure Breakdown
 Fiscal Year 2023
 Month Ending Mar 31, 2023
 As Reported from FINET

Date: May 2, 2023
 Page: 8 of 126

CHSC Charter School

Detailed Summary

	STATE		Budget	ALL Revenue	Budget +StateRev	Expenditure	Expenditure	Expenditure	Encumbrances	Remaining Amount
					Total Available	Current Month	Year-to-Date	Prior Year(s)		
CHSC Charter School	STATE	18CHSU 18CHSU Start-up Funds SFY2018	2,400,000.00	-	2,400,000.00	-	62,996.21	2,299,999.22	=	37,004.57
		19CHBD 19CHBD Charter School Board SFY2019	1,198,500.00	-	1,198,500.00	-	=	1,125,100.00	=	73,400.00
		19CHRG 19CHRG Regional Seminars SFY2019	200,000.00	-	200,000.00	-	=	190,000.00	=	10,000.00
		19CHSU 19CHSU Start-up Funds SFY2019	2,300,000.00	-	2,300,000.00	-	87,003.79	2,163,107.00	=	49,889.21
		20CHMT 20CHMT Charter School Mentoring	200,000.00	-	200,000.00	-	77,400.00	48,480.00	=	74,120.00
		20CHSU 20CHSU Start-up Funds	1,999,999.22	-	1,999,999.22	-	=	200,000.00	=	1,799,999.22
		20ISIP 20ISIP Innovative Student Improvement Program	200,000.00	-	200,000.00	-	=	151,699.52	=	48,300.48
		21CHBD 21CHBD Charter School	1,246,300.00	-	1,246,300.00	-	47,988.03	691,718.81	37,080.00	469,513.16
		21CHFA 21CHFA Fiscal Accountability FY2021	425,000.00	-	425,000.00	-	=	232,957.03	=	192,042.97
		21CHMT 21CHMT Charter School Mentoring	200,000.00	-	200,000.00	-	=	107,711.84	58,384.00	33,904.16
		21CHRG 21CHRG Regional Seminars	200,000.00	-	200,000.00	-	=	59,789.97	1,700.00	138,510.03
		21CHSA 21CHSA Start-up Funds Admin	200,000.00	-	200,000.00	-	=	159,541.40	=	40,458.60
		21CHSU 21CHSU Start-up Funds	1,590,000.00	-	1,590,000.00	-	=	=	=	1,590,000.00
		21ODPG 21ODPG - One Time Discretionary FY2021	751,800.00	-	751,800.00	-	=	7,553.19	=	744,246.81
		22CHBD 22CHBD Charter School	1,287,074.00	-	1,287,074.00	409.79	8,680.50	1,149,308.04	16,600.00	112,485.46
		22CHFA 22CHFA Fiscal Accountability FY2022	391,753.00	-	391,753.00	-	-702.11	391,753.00	=	702.11
22CHMT 22CHMT Charter School Mentoring	200,000.00	-	200,000.00	9,808.55	89,800.49	17,500.00	87,699.51	5,000.00		



Department Budget & Expenditure Breakdown
 Fiscal Year 2023
 Month Ending Mar 31, 2023
 As Reported from FINET

Date: May 2, 2023
 Page: 9 of 126

CHSC Charter School

Detailed Summary

	Budget	ALL Revenue	Budget +StateRev	Expenditure	Expenditure	Expenditure	Encumbrances	Remaining Amount		
			Total Available	Current Month	Year-to-Date	Prior Year(s)				
CHSC Charter School	STATE	22CHRG 22CHRG Regional Seminars	200,000.00	-	200,000.00	3,372.09	10,416.51	171,000.00	24,953.49	-6,370.00
		22CHSA 22CHSA Start-up Funds Admin	155,873.00	-	155,873.00	-	-26.83	155,873.00	=	26.83
		22CHSU 22CHSU Start-up Funds	1,630,800.00	-	1,630,800.00	-	=	=	=	1,630,800.00
		23CHBD 23CHBD Charter School	1,315,128.00	-	1,315,128.00	146,355.79	825,918.35	=	132,680.10	356,529.55
		23CHFA 23CHFA Fiscal Accountability FY2023	410,000.00	-	410,000.00	42,751.53	237,098.32	=	=	172,901.68
		23CHMT 23CHMT Charter School Mentoring	200,000.00	-	200,000.00	12,991.45	30,665.51	=	139,334.49	30,000.00
		23CHRG 23CHRG Regional Seminars	200,000.00	-	200,000.00	61,627.91	63,953.49	=	136,046.51	0.00
		23CHSA 23CHSA Start-up Funds Admin	142,932.00	-	142,932.00	19,233.01	116,731.05	=	=	26,200.95
		23CHSU 23CHSU Start-up Funds	1,443,740.00	-	1,443,740.00	-	440,375.00	=	=	1,003,365.00
Summary			20,688,899.22	0	20,688,899.22	296,550.12	2,098,298.31	9,323,092.02	634,478.10	8,633,030.79