

Utah

AP Cohort Data Report

Graduating Class of 2021

USBE Board Meeting
May 2022

**Data Report found on USBE
Website:**

<https://stage.schools.utah.gov/curr/earlycollege?mid=1354&tid=1>

<https://stage.schools.utah.gov/curr/reports>

AP[®]

CollegeBoard

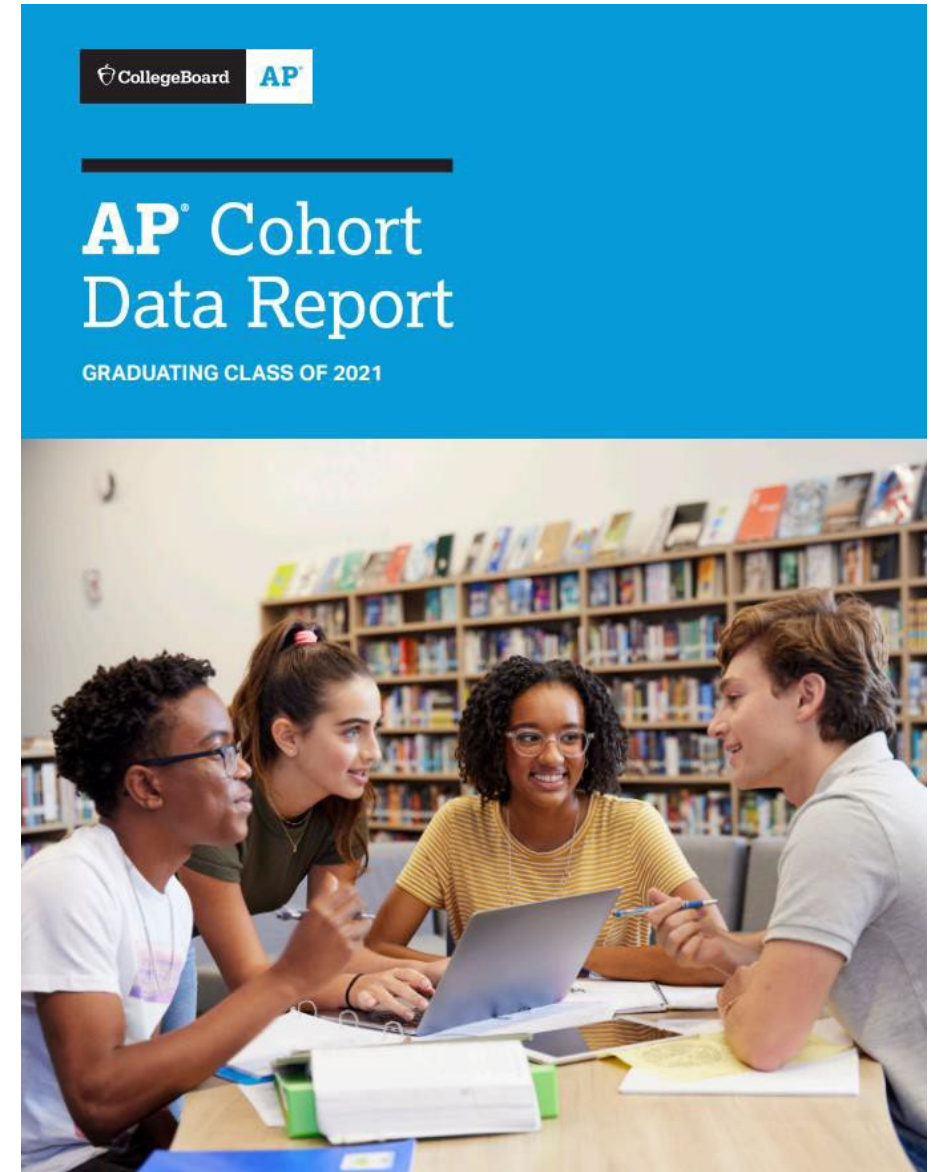
Report Summary Includes:

National Report

- AP Updates: Participation Matters
- Class of 2021 Participation & Performance
- Bringing AP to All Schools

Utah Report

- Potential Cost Savings
- State Highlights Reports
- AP Exam Score Distributions



National Report Highlights

<https://research.collegeboard.org/media/pdf/new-analyses-ap-scores-1-and-2.pdf>

AP Participation Matters

AP students who earn scores of 1 and 2 have significantly stronger college outcomes than college students who didn't take an AP course and exam.

**Benefits to
taking AP
courses and
exams, no
matter the score**

- **FINDING #1:** Students are more likely to enroll in a four-year college.
- **FINDING #2:** Students perform as well or better in introductory college courses
- **FINDING #3:** Students go on to score higher on subsequent AP Exams.



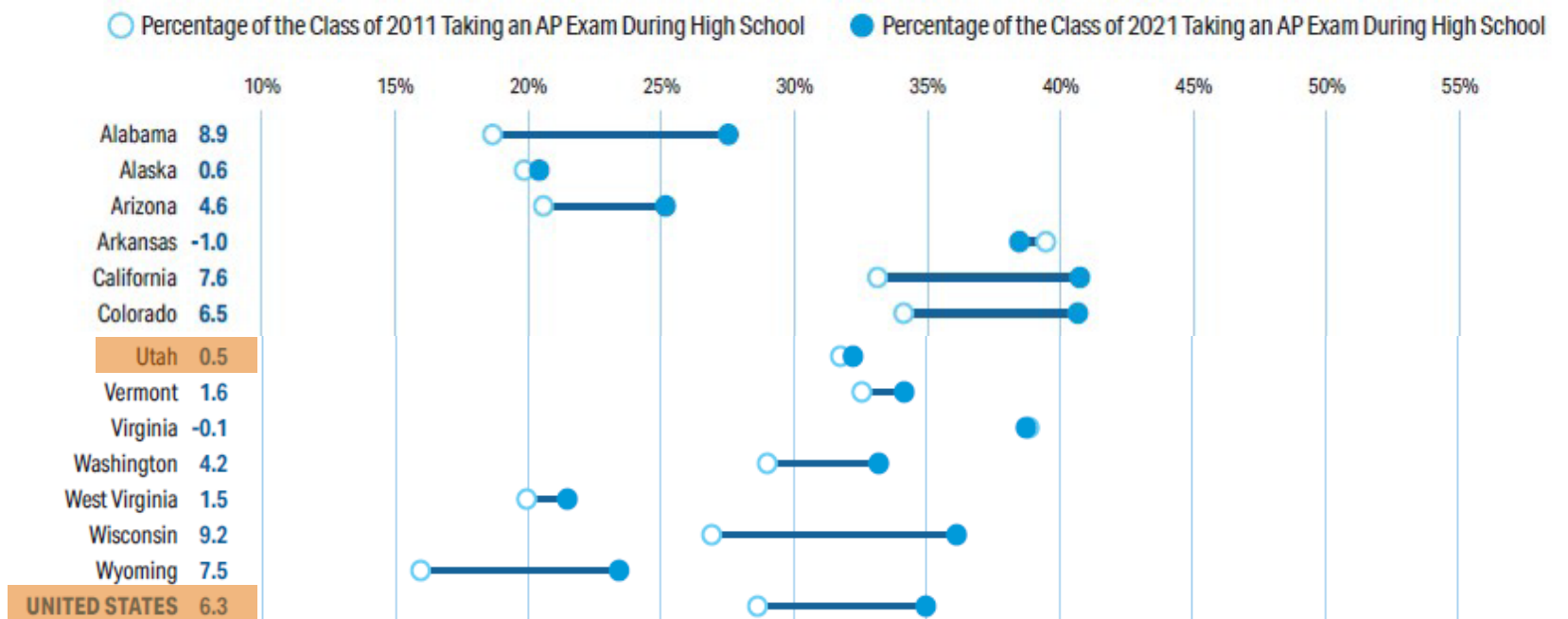
AP Participation Matters

Benefits to taking AP courses and exams, no matter the score

Figure 1 (p. 9)

FIGURE 1

10-Year Change in the Percentage of Graduates Taking an AP Exam During High School



Celebrating the Class of 2021

Summary of
participation and
performance (p. 11)



- **1,178,256 students in the class of 2021** took 3,980,474 AP Exams in public high schools nationwide.
- **34.9% of the class of 2021** took at least one **AP Exam** during high school.
- **22.5% of the graduating class** scored a **3 or higher** on at least one AP Exam.
- Over the past 10 years, the percentage of U.S. public high school graduates scoring a 3 or higher on at least one AP Exam has grown.
 - 1,178,256 (34.9%) of U.S. public high school graduates in the class of 2021 took at least 1 AP Exam, up from 898,134 (28.6%) in the class of 2011.
 - 758,842 (22.5%) of U.S. public high school graduates in the class of 2021 scored a 3 or higher on at least 1 AP Exam, up from 539,341 (17.2%) in the class of 2011.

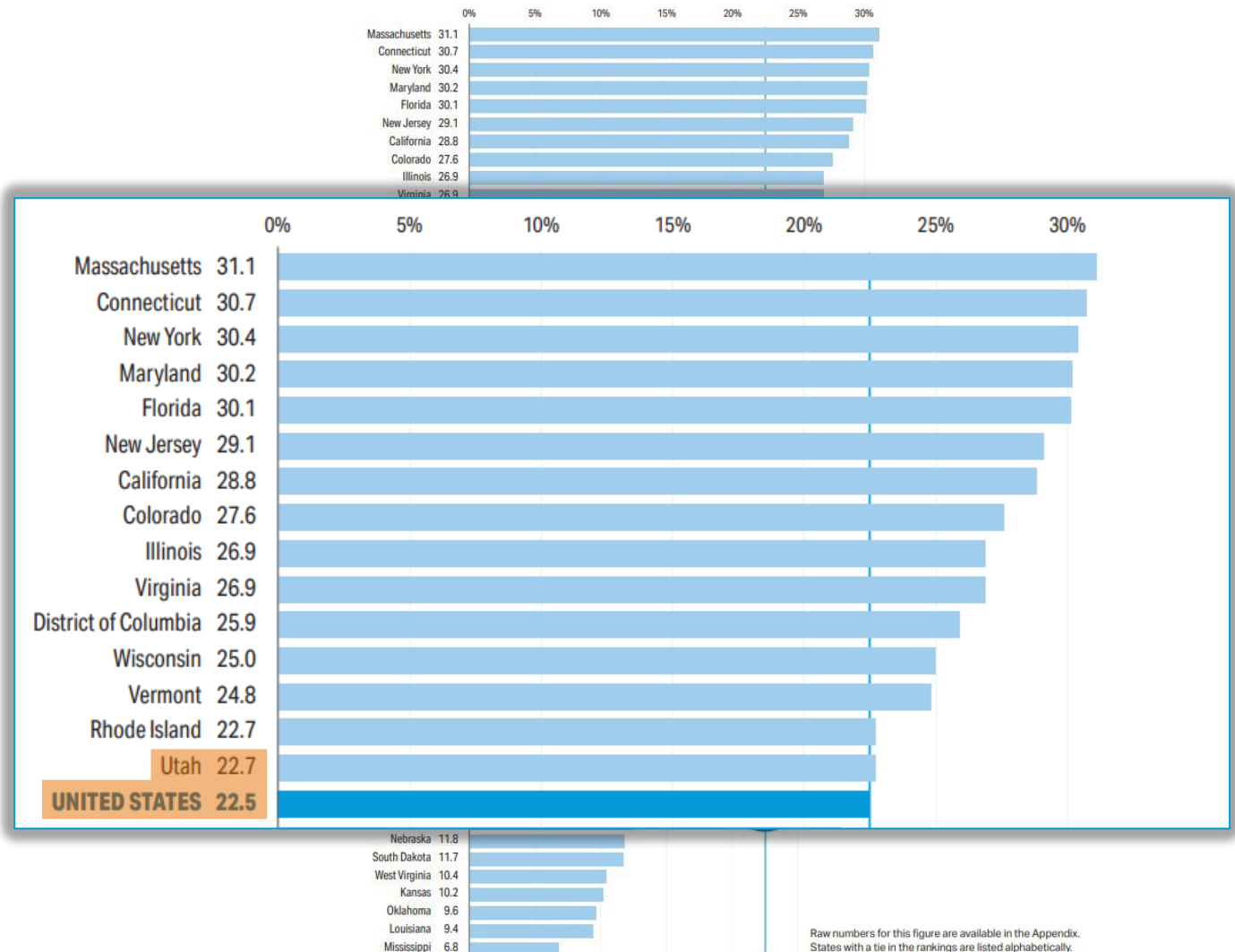
Percentage Scoring a 3 or Higher on an AP Exam in High School

Degree to which students are participating in AP Exams and achieving success

- 22.5% of U.S. public high school students
- 22.7% of Utah public high school students (compared to 22.6% in 2020)

FIGURE 2

Percentage of the Class of 2021 Scoring a 3 or Higher on an AP Exam During High School



Percentage of Graduating Class Scoring 3+

Figure 3B



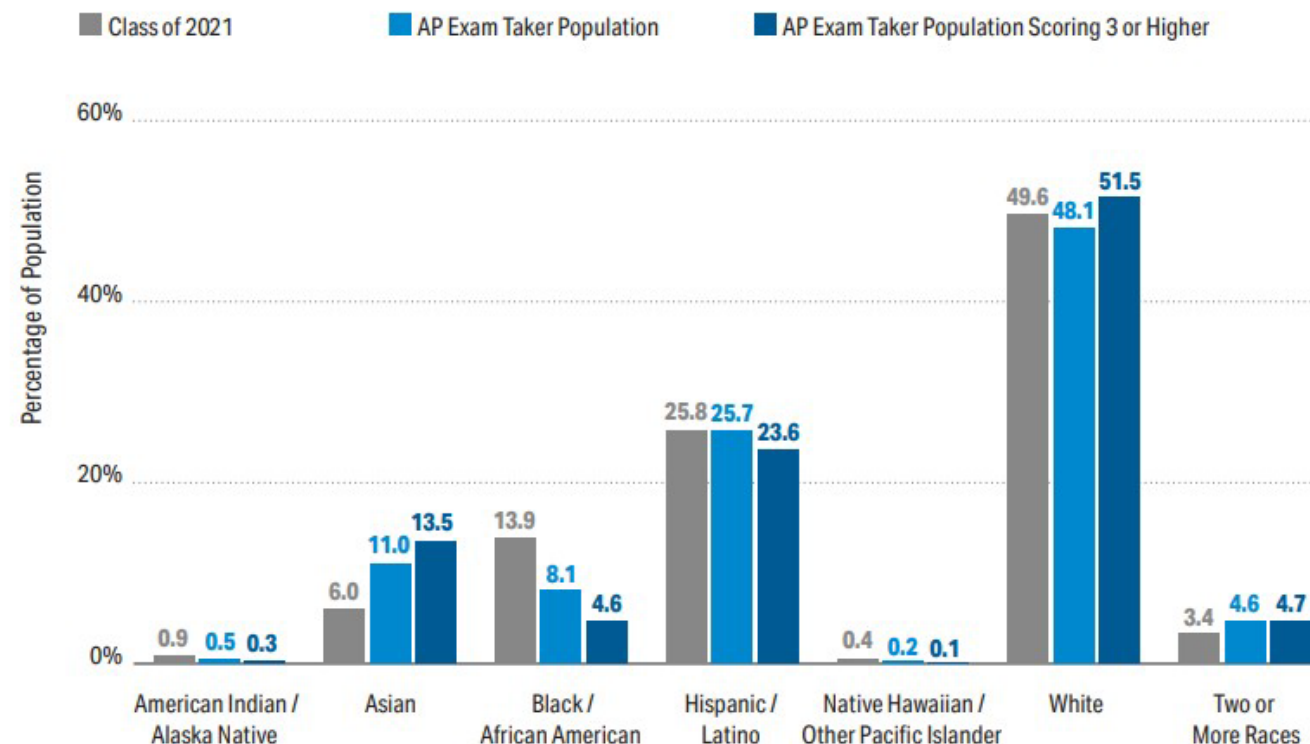
	Percentage of Graduating Class Scoring a 3 or Higher				
	2011	2016	2018	2020	2021
UNITED STATES	17.2	21.1	22.1	23.0	22.5
Iowa	10.0	12.7	13.4	12.5	12.4
Virginia	24.8	27.5	27.5	27.9	26.9
Montana	12.3	12.8	12.8	14.1	14.3
New Hampshire	16.9	20.0	20.7	21.2	18.8
West Virginia	8.6	10.4	10.4	10.5	10.4
Idaho	11.9	13.5	13.9	13.9	13.6
Maine	20.0	23.2	22.5	22.2	21.3
Kansas	9.5	10.7	10.6	10.2	10.2
Utah	22.2	22.1	22.9	22.6	22.7
Alaska	12.5	15.1	14.3	14.3	12.7
South Dakota	11.8	12.2	12.6	11.8	11.7
Oklahoma	10.4	11.2	11.5	10.0	9.6

Access & Opportunity For All

Comparing national AP participation and performance to geographics of the class of 2021

FIGURE 4

Demographics of the Class of 2021 and AP Exam Takers in the Class of 2021



The class of 2021 percentages are sourced from Western Interstate Commission for Higher Education (WICHE), which began making projections for Two or More Races and Native Hawaiian/Other Pacific Islander racial/ethnic categories starting in their 2020 release.

Because some AP Exam takers identified as "Other" or didn't provide race/ethnicity, the AP Exam taker population in this figure represents a total of 98.2% of all AP Exam takers in the class of 2021.

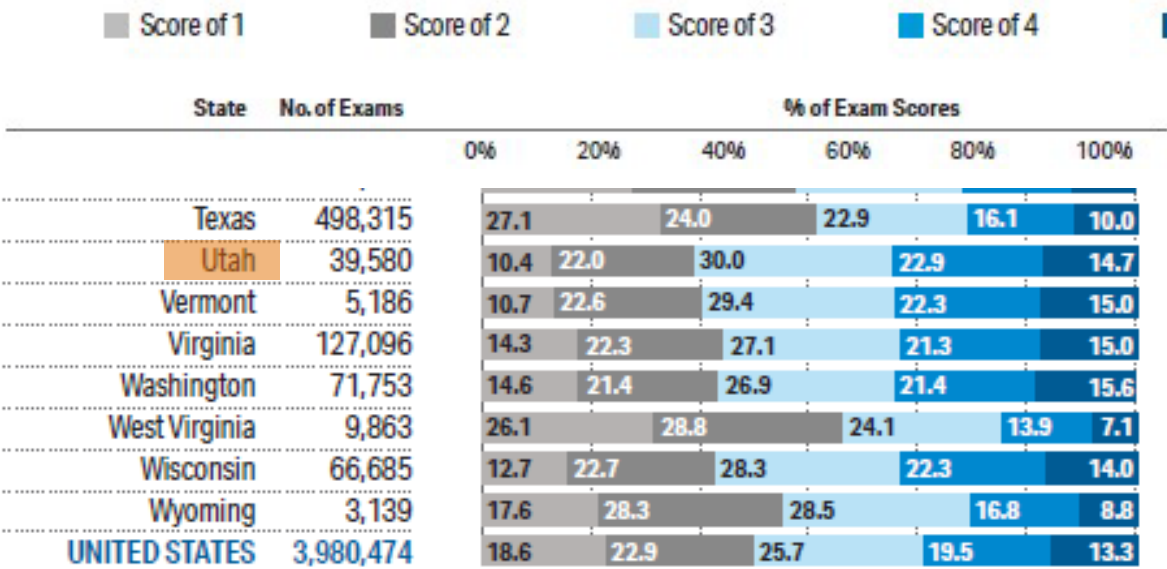
Score Distribution of AP Exams by State

Figure 5

United States

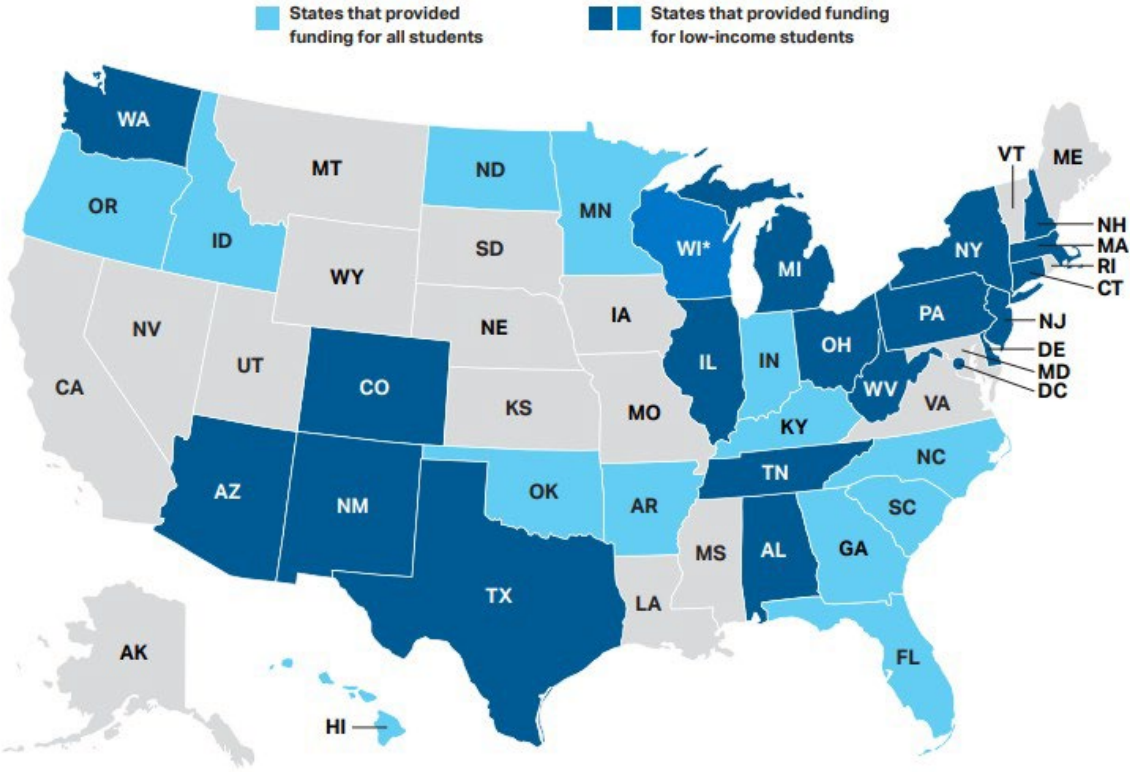
- 3,980,474 exams taken
 - 58.5% of exams resulted in a 3+
- ## Utah
- 39,580 exams taken
 - 67.6% of exams resulted in a 3+

FIGURE 5
Score Distributions of AP Exams Taken by the Class of 2021 During High School, by State



State Funding for 2021 Low-Income AP Exams

FIGURE 6
States That Provided Funding for 2021



In 2021, a total of 31 states and the District of Columbia recognized the importance of providing AP access to students by providing the financial support they needed.

*Wisconsin districts are required by law to cover the cost of AP Exams for low-income students.

Bringing AP to All Schools

AP Course Availability
for the 2020-21
Academic Year (p. 29)



FIGURE 8

AP Course Availability for the 2020-21 Academic Year

	% of Public High Schools Offering AP Courses	% of Public High Schools Offering 5 or More AP Courses
Ohio	61.3	34.4
UNITED STATES	60.4	42.3
Hawaii	60.3	47.1
Arizona	59.2	46.7
Utah	58.6	48.9
Washington	58.4	39.7
Connecticut	57.2	49.3
Illinois	55.7	37.4

Utah Highlights

Potential Cost Savings for Utah's Students and Families

In Utah, public and private high school students earned **28,070 qualifying AP[®] scores** of 3, 4, or 5 in 2021. These scores translate into **84,210 potential college credits**. At a cost of **\$246.33** per college credit, the **potential tuition and fee savings** to Utah students is **\$20,743,449**.

Please note: This report assumes a student earns three college credits for a qualifying score of 3, 4, or 5. Average 2021-22 in-state tuition and fees at public four-year institutions in Utah are based on Figure CP-6 of *Trends in College Pricing and Student Aid 2021*.

Utah

Highlights

Participation in the Development of AP

2021 AP® Reading participants: **235**

Utah represents **1.1% of all AP readers**

- AP high school teachers: **156**
- College and university faculty members: **79**

2021 AP Professional Development Leaders: **13**

2021 AP Development Committee Members: **8**

Bingham High School

Westminster College

The University of Utah

Brigham Young University

Brigham Young University

Woods Cross High School

Brigham Young University

Cyprus High School

Comparative Government and
Politics

Computer Science A

Environmental Science

German Language and Culture

Japanese Language and Culture

Psychology

Spanish Language and Culture

U.S. History

AP Capstone

Utah public high schools participating in AP Capstone™ in the 2020-21 school year: **7**

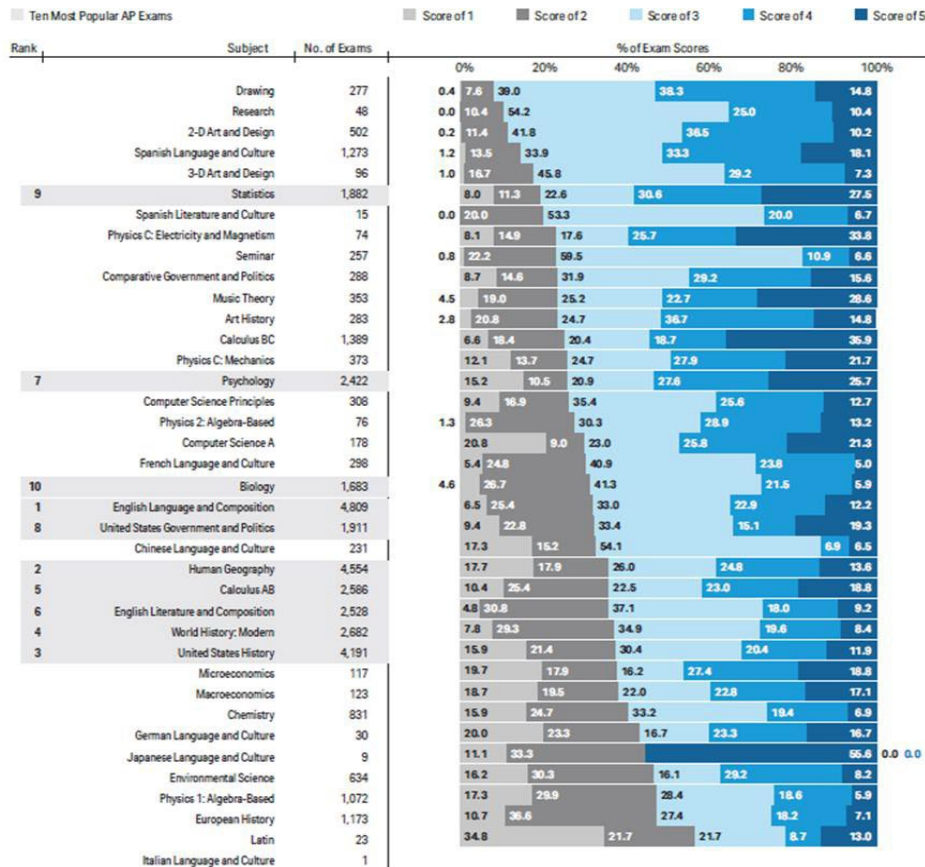
Utah public high school students in the graduating class of 2021 received:

- AP Capstone Diplomas: **30**
- AP Seminar and Research Certificates: **12**

Utah Score Distribution

Utah

Score Distributions of AP® Exams Taken by the Class of 2021 During High School



Top 10 Most Popular AP Exams

1. English Language and Composition
2. Human Geography
3. United States History
4. World History: Modern
5. Calculus AB
6. English Literature and Composition
7. Psychology
8. United States Government and Politics
9. Statistics
10. Biology