RIVERDALE CITY COUNCIL AGENDA
CIVIC CENTER - 4600 S. WEBER RIVER DR.
TUESDAY – MAY 5, 2022

5:30 p.m. – Work Session

No motions or decisions will be considered during this session, which is open to the public.

Discussion regarding Fiber Internet

6:00 p.m. – Council Meeting *(Council Chambers)*

A. Welcome & Roll Call

B. Pledge of Allegiance

C. Moment of Silence

D. Public Comment

(This is an opportunity to address the City Council regarding your concerns or ideas. No action will be taken during public comment. Please try to limit your comments to three minutes.)

E. Presentations and Reports

1. Mayor's Report
2. Council Assignment Reports

F. Consent Items

1. Consideration to approve meeting minutes from:
   April 19, 2022 Council Work Session
   April 19, 2022 Council Meeting

G. Action Items

1. Discussion and action regarding sale of old railroad property.
   Steve Brooks, City Administrator
2. Consideration to approve Resolution 2022-13, to adopt the City's tentative budget for fiscal year 2023.
   Cody Cardon, Business Administrator

H. Comments

1. City Council
2. City Staff
3. Mayor

J. Adjournment

In compliance with the Americans with Disabilities Act, persons in need of special accommodation should contact the City Offices (801) 394-5541 at least 48 hours in advance of the meeting.

Certificate of Posting

The undersigned, duly appointed City Recorder, does hereby certify that the above notice and agenda was posted within the Riverdale City limits on this 29th day of April 2022 at the following locations: 1) Riverdale City Hall Noticing Board 2) the City website at http://www.riverdalecity.com/ 3) the Public Notice Website: http://www.utah.gov/pmn/index.html and 4) A copy was also provided to the Standard-Examiner.

Michelle Marigoni
Riverdale City Recorder

**The City Council meeting on May 3, 2022 is viewable electronically and may be accessed by clicking on the link below. The regular City Council Chambers will be available for in person participation with recommended social distancing followed. The agenda for the meeting is also attached above. **https://www.youtube.com/channel/UCegcYe-pIXSRZGd5llencvA/videos?view_as=subscriber

Minutes of the **Work Session** of the **Riverdale City Council** held Tuesday April 19, 2022, at 5:30 p.m., at the Civic Center in the Council Chambers, 4600 S Weber River Dr., Riverdale City, Weber County, Utah.

Present:	City Council:	Braden Mitchell, Mayor Alan Arnold, Councilmember Bart Stevens, Councilmember Steve Hilton, Councilmember Anne Hansen, Councilmember Karina Merrill, Councilmember
	City Employees:	Steve Brooks, City Attorney Mike Eggett, Community Development Jared Sholly, Fire Chief Shawn Douglas, Public Works Scott Brenkman, Police Chief Michelle Marigoni, City Recorder
	Excused:	

The City Council Work Session meeting began at 5:31 p.m. Mayor Mitchell welcomed all in attendance. It was noted for the record that all Councilmembers were present, as well as city staff.

Pledge of Allegiance

Mayor Mitchell asked Alan Arnold to lead the Pledge of Allegiance.

Public Comment:

Mayor Mitchell asked if anyone knew of any public comment. There was none.

Presentations and Reports:
Mayor's Report

City Administration Report
Department Reports March
April Anniversaries Employee Recognition
Staffing Authorization Plans
Community Development Report

Consent Items

Consideration to approve meeting minutes from:
April 5, 2022 Council Work Session
April 5, 2022 Council Meeting

Mayor Mitchell asked if there were any changes to the minutes from the April 5 meetings. There were no changes.

Consideration to set the following public hearings for June 21, 2022:
- Public Hearing to receive and consider comment(s) regarding adoption of the Final Riverdale City Budget for fiscal year 2022-2023.
- Public Hearing to receive and consider comment(s) regarding amending of the Final Riverdale City Budget for fiscal year 2021-2022.
- Public Hearing to receive and consider comment(s) regarding proposed amendments to the Riverdale City Code: Human Resources Manual (Referred to in 1-7-1), 1-7-2 Salaries of City Council and Mayor, and 1-7F-6 Salary of the Justice Court Judge.
- Public Hearing to receive and consider comment(s) regarding the nonreciprocal interfund activity transfer of resources utilized by the City's General Fund as provided by the City's Water Fund.

Action Items

Public hearing to receive and consider comments regarding proposed Annexation Plat – AFCU/Riverdale LeFleur.

DRAFT

Consideration of Ordinance #948 to approve proposed Annexation Plat – AFCU/Riverdale LeFleur, as submitted by America First Credit Union and AWA Engineering.
Presenters: Mike Eggett, Community Development and Michelle Marigoni, City Recorder

Mr. Eggett explained this is the last step for the city to approve the annexation. There have been no protests or notifications from Weber County. The plat in the packet is the final, updated plat. The Planning Commission recommended M-1 zoning, which the surrounding properties are zoned. The next step would be to send to the Lieutenant Governor's office for certification, and Council can be notified when it is certified.

Consideration of Ordinance #949 making amendments to Title 8 of the Riverdale City Municipal Code, specifically Chapter 6, regarding changes concerning the conveyance of water rights to the city on new development.
Presenter: Shawn Douglas, Public Works

Mr. Douglas explained this change is due to the high-density development that is happening. The high-density units do not use the same amount of water as a single-family home. This will also require commercial properties to account for loss, which is usually about 16%. This is an average over a 20-year period.

Mr. Arnold asked for clarification regarding the "cash for water" portion of the code. Mr. Douglas explained this is only an option if there is extra water for the growth to happen. Mr. Arnold expressed concern about getting into the business of purchasing water shares. Mr. Douglas explained this is only when there are water shares for the city to sell to the developers. He explained he has been able to help developers find the shares so they can purchase them to turn them over to the city. Mr. Arnold noted he is not in favor of the ordinance with the cash option included, as it could cause problems in the future with developers. He does not approve of the "city discretion" language.

Mayor Mitchell also expressed concerns that there is the possibility the cash received for shares would not be enough to purchase shares in the future due to changing prices. Ms. Hansen asked if the funds are kept in a separate account, which Mr. Douglas confirmed. She asked Mr. Brooks if there was possible litigation if one developer was allowed to pay for shares but another was denied and had to bring shares. Mr. Brooks said they would need to prove discrimination. He noted not having this option at this time would essentially put a moratorium on development for apartments.

There was further discussion about water share types, development, drought conditions, and water market value.

Comments

1. City Council: None
2. City Staff: Mr. Brooks noted the Space Force flag has been added to the memorial in front of the building and gave kudos to Mr. Douglas and his staff.
3. Mayor: None

Adjournment.

Having no further business to discuss, the Work Session was adjourned at 5:58 p.m.

DRAFT

Minutes of the Regular Meeting of the Riverdale City Council held Tuesday, April 19, 2022, at 6:00 p.m., at the Civic Center, 4600 S Weber River Dr., Riverdale City, Weber County, Utah.

Present:	City Council:	Braden Mitchell, Mayor Alan Arnold, Councilmember Bart Stevens, Councilmember Steve Hilton, Councilmember Anne Hansen, Councilmember Karina Merrill, Councilmember
	City Employees:	Steve Brooks, City Attorney (via Webex) Mike Eggett, Community Development Jared Sholly, Fire Department Shawn Douglas, Public Works Scott Brenkman, Police Department Michelle Marigoni, City Recorder
	Visitors:	Natalie Nichols

DRAFT

Welcome & Roll Call

The City Council meeting began at 6:00p.m. Mayor Mitchell called the meeting to order and welcomed all in attendance, including all Council Members, City Staff, and all members of the public.

Pledge of Allegiance

Mayor Mitchell asked Mr. Arnold to lead the Pledge of Allegiance.

Moment of Silence

Mayor Mitchell called for a moment of silence in and asked those in attendance to keep in mind first responders and the role they play in keeping us safe, as well as military and city council as they make decisions.

Public Comment

There was no public comment.

Presentations and Reports

Mayor's Report

Mayor Mitchell – Nothing to report.

City Administration Report

Department Reports March – Sales tax continues to outpace last year, which is a good sign.

April Anniversaries Employee Recognition – Paul Flagg has reached 39 years with Riverdale City. Chief Sholly said he started in 1983 as a volunteer, and his father had been around since 1962. He has always kept certifications and has seen many changes through the years.

Staffing Authorization Plans – Remains below authorization.

Community Development Report – Mr. Eggett: Spark Studios is open for business. Maverik is moving along aggressively. Cheddar's site is prepared and ready to go. J Dawgs is working on getting their license application in. Two Hoosiers Cyclery just opened. Chick-Fil-A may request a six-month extension for their remodel project, but it is still going to happen. The Farmers Insurance building is set to be demolished.

Youth Council Report – Ms. Hansen spoke about the Easter Egg Hunt and updated Council on the success of the program.

Consent Items

Consideration to approve meeting minutes from:

April 5, 2022 Council Work Session

April 5, 2022 Council Meeting

Mayor Mitchell asked if there were any changes to the minutes from the April 5 meetings. There were no changes. Councilmember Arnold made a motion to approve the minutes, Councilmember Hilton seconded the motion. All were in favor and the minutes were approved.

Consideration to set the following public hearings for June 21, 2022:

Public Hearing to receive and consider comment(s) regarding adoption of the Final Riverdale City Budget for fiscal year 2022-2023.

Motion: Councilmember Arnold moved to set the public hearing for June 21, 2022.
Second: Councilmember Merrill.
All in favor, motion passes unanimously.

Public Hearing to receive and consider comment(s) regarding amending of the Final Riverdale City Budget for fiscal year 2021-2022.

Motion: Councilmember Arnold moved to set the public hearing for June 21, 2022.
Second: Councilmember Hansen.
All in favor, motion passes unanimously

Public Hearing to receive and consider comment(s) regarding proposed amendments to the Riverdale City Code: Human Resources Manual (Referred to in 1-7-1), 1-7-2 Salaries of City Council and Mayor, and 1-7F-6 Salary of the Justice Court Judge.

Motion: Councilmember Arnold moved to set the public hearing for June 21, 2022.
Second: Councilmember Hilton.
Discussion on motion: Mr. Stevens asked if the Mayor & City Council could be separated from the judge. Mr. Brooks explained it is up to the council and staff would have both versions prepared for the vote.
Councilmember Stevens opposed. All others in favor. Motion passes.

Public Hearing to receive and consider comment(s) regarding the nonreciprocal interfund activity transfer of resources utilized by the City's General Fund as provided by the City's Water Fund.

Motion: Councilmember Arnold moved to set the public hearing for June 21, 2022.
Second: Councilmember Hilton.
All in favor, motion passes unanimously.

Action Items

Public hearing to receive and consider comments regarding proposed Annexation Plat – AFCU/Riverdale LeFleur.

Motion: Councilmember Arnold moved to open the public hearing.
Second: Councilmember Hilton.
All in favor, public hearing opened.

Mayor Mitchell invited members of the public to comment on the public hearing item. There was no public comment.

Motion: Councilmember Arnold moved to close the public hearing.
Second: Councilmember Hilton.
All in favor, public hearing closed.

Consideration of Ordinance #948 to approve proposed Annexation Plat – AFCU/Riverdale LeFleur, as submitted by America First Credit Union and AWA Engineering.
Presenters: Mike Eggett, Community Development and Michelle Marigoni, City Recorder

DRAFT

Discussion: Mr. Eggett noted Natalie Nichols was present representing AFCU. He went over the executive summary and packet documentation.

Motion: Councilmember Hilton moved to approve Ordinance #948 as written.
Second: Councilmember Merrill.
All in favor, passes unanimously.

Consideration of Ordinance #949 making amendments to Title 8 of the Riverdale City Municipal Code, specifically Chapter 6, regarding changes concerning the conveyance of water rights to the city on new development.
Presenter: Shawn Douglas, Public Works

Discussion: Mr. Brooks noted an updated attachment was sent out on Monday which includes language regarding the city's number one priority is water shares.

Mr. Douglas said the main goal is to make sure someone who wishes to develop brings enough water and does not add burden to the city. This should be fair to developers and not excessive, but also prevent the added burden to the city.

Mr. Arnold said he is fully confident in Mr. Douglas and current staff, but that the employees in the future are unknown. An ordinance with city discretion for a cash option is a bad idea, and suggested the option be removed from the ordinance.

Mr. Stevens said the cash option should be specified as far as the authority to make the determination. He suggested Council should be the deciding authority on this, not "the city". Mrs. Merrill agreed. Ms. Hansen said she is not opposed to removing the cash option, though it is standard, and adding it back if and when the drought ends, and the water situation changes. Mr. Brooks said it could be more difficult to add it later. He feels it is more concerning to not have the options if it's needed.

Mayor Mitchell noted the ordinance specifies "if the city deems there is excess water", which helps to define criteria for accepting a cash option.

Mr. Hilton said the clause about "excess water" lets the city off the hook for the discretion issue. He asked if a 130% fee for water would cover the city if they needed to purchase water later. Mr. Douglas said it would at least discourage developers from attempting to use this option.

Mr. Stevens reiterated that the city should not be in the water shares business and should not tie the city's hands with an ordinance.

There was further general discussion regarding water and development.

Motion: Councilmember Arnold moved to approve Ordinance #949 but strike the ability to use cash option
Second: Councilmember Hilton
Discussion on motion: Clarification on what will be stricken from the ordinance from Mr. Brooks.
All in favor. Motion passes unanimously.

Comments

1. **City Council:**
   -
2. **City Staff:**
   -
3. **Mayor:**
   -

Adjournment.

Having no further business to discuss, Councilmember Hansen made a motion to adjourn. The motion was seconded by Councilmember Merrill and all voted in favor. The meeting was adjourned at 6:47 p.m.

DRAFT

RIVERDALE CITY
CITY COUNCIL AGENDA
May 3, 2022

AGENDA ITEM: G2

SUBJECT: Consideration to approve Resolution 2022-13, to adopt the City's tentative budget for fiscal year 2023.

PRESENTER: Cody Cardon, Business Administration

INFORMATION:
a. Executive Summary
b. Resolution 2022-13
c. Tentative Budget FY2023 with Charts and Budget Message

BACK TO AGENDA

City Council Executive Summary

For the Council meeting on:	Petitioner:
May 3, 2022	Cody Cardon, Business Administrator

Summary of Proposed Action

Approval of Resolution 2022-13 to adopt the City's tentative budget for fiscal year 2023.

Summary of Supporting Facts & Options

The budget is the City's fiscal planning and control document compiled by the budget officer. It reflects estimates of revenues and expenditures by the Department Heads and City Administrator of the City. It is adopted on a tentative basis by the governing body and is then amended through a budget workshop session (following tonight's regular City Council Meeting) prior to a public hearing and adoption on the final budget in June.

Utah State Law requires municipalities to approve a tentative budget by their first meeting in May.

Legal Comments – City Attorney

_____
Steve Brooks, Attorney

Fiscal Comments – Business Administrator/Budget Officer

_____
Cody Cardon,
Business Administrator

Administrative Comments – City Administrator

_____
Steve Brooks,
City Administrator

RESOLUTION NO. 2022-13

A RESOLUTION OF THE RIVERDALE CITY COUNCIL ADOPTING A TENTATIVE BUDGET FOR THE CITY OF RIVERDALE CITY FOR FISCAL YEAR 2023 (JULY 1, 2022-JUNE 30, 2023).

WHEREAS, the Budget Officer of Riverdale City has prepared a tentative budget for fiscal year 2023 (the period from July 1, 2022 to June 30, 2023), and;

WHEREAS, Utah State Code §10-6-111 requires that the Budget Officer submit the tentative budget to the governing body on or before their first regularly scheduled meeting in May, and;

WHEREAS, the Budget officer has done so and the Riverdale City Council recognizes receipt of the tentative budget with the understanding that more adjustments will likely be made before a final budget is completed, and:

WHEREAS, Riverdale City wishes to comply with the state statute.

NOW, THEREFORE, BE IT HEREBY RESOLVED BY THE CITY COUNCIL OF THE CITY OF RIVERDALE:

The City Council hereby adopts the tentative budget for fiscal year 2023 as outlined in Attachment A.

RESOLVED this 3rd day of May, 2022.

_____
BRADEN MITCHELL, Mayor

ATTEST:

_____
Michelle Marigoni, City Recorder

May 3, 2022

To: Mayor, City Council, and City Administration
From: Cody Cardon, Business Administrator
Subject: Budget Message FY 2023 Tentative Budget

Explanation of the budget:

The budget is the city's fiscal planning and control document compiled by the budget officer. It reflects estimates of revenues and expenditures by the department heads. It is adopted on a tentative basis by the governing body and is then amended through a budget workshop session (following tonight's City Council Meeting) prior to a public hearing and adoption of the final budget in June.

It is comprised of separate funds that serve special purposes. The General Fund, which deals primarily with the day-to-day operations of the city. The Redevelopment Agency Funds, which deal with the activities of the RDA project areas and functions. The Capital Projects Fund, which deals with larger dollar projects usually determined through the strategic planning process. The Enterprise Funds, Water, Sewer, Storm Water, and Garbage, deal with utility service delivery to customers. The Internal Service Funds (Motor Pool and Information Technology) allow the city to accumulate funding to obtain and 'lease back' equipment to users.

Proposed financial policies of the city for FY 2023:

The financial policies of the city are those adopted by the governing body through ordinance and resolution and as set forth in the city code, Title 1. These policies deal primarily with compensation, purchasing and fees for services. Other policies and procedures are those mandated by state statute, GASB (Governmental Accounting Standards Board), etc.

Important features of the budgetary plan:

Please refer to the attachments that follow titled:

- FY 2023 – Budget Summary Comparative, Revenue by Fund
- FY 2023 - Budget Summary Comparative, Expenditures by Fund
- FY 2023 - Budget Detail Comparative, General Fund Revenues
- FY 2023 - Budget Detail Comparative, General Fund - Expenditures by Department

FY 2023 - Budget Summary Comparative
Revenue by Fund

	FY 2023	FY 2022	$ Change	% Change
General Fund	$13,986,928	$13,885,578	$101,350	0.7%
RDA Fund	$983,550	$859,650	$123,900	14.4%
Capital Projects Fund	$2,127,000	$1,436,000	$691,000	48.1%
Water Fund	$1,360,000	$1,320,300	$39,700	3.0%
Sewer Fund	$1,199,600	$1,211,500	($11,900)	-1.0%
Storm Water	$238,000	$244,500	($6,500)	-2.7%
Garbage Fund	$431,000	$397,500	$33,500	8.4%
Motor Pool Fund	$675,478	$415,688	$259,790	62.5%
Information Technology Fund	$366,500	$276,500	$90,000	32.5%
Total	$21,368,056	$20,047,216	$1,320,840	6.6%

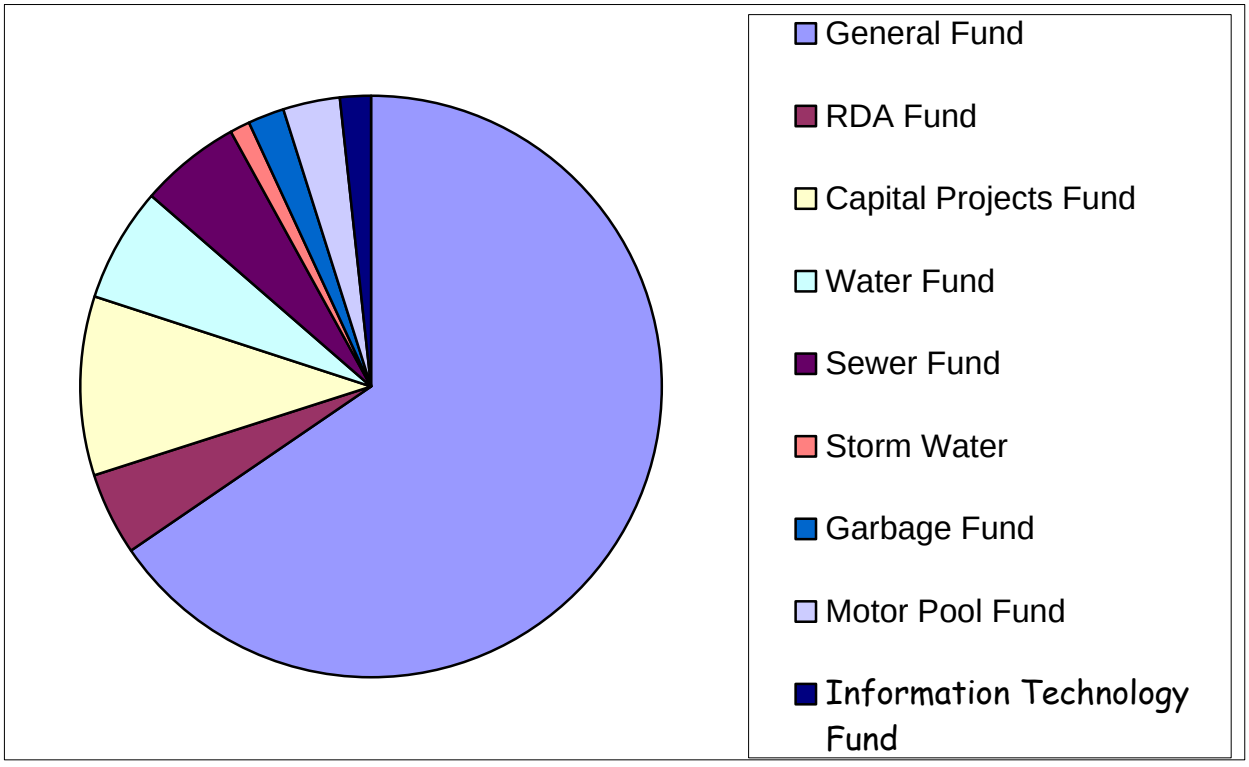

FY 2023 - Budget Summary Comparative
Expenditures by Fund

	FY 2023	FY 2022	$ Change	% Change
General Fund	$13,986,928	$13,885,578	$101,350	0.7%
RDA Fund	$983,550	$859,650	$123,900	14.4%
Capital Projects Fund	$2,127,000	$1,436,000	$691,000	48.1%
Water Fund	$1,912,854	$2,024,150	($111,296)	-5.5%
Sewer Fund	$1,568,090	$1,525,155	$42,935	2.8%
Storm Water	$648,109	$632,600	$15,509	2.5%
Garbage Fund	$513,445	$448,587	$64,858	14.5%
Motor Pool Fund	$1,070,750	$650,750	$420,000	64.5%
Information Technology Fund	$366,500	$276,500	$90,000	32.5%
Total	$23,177,226	$21,738,970	$1,438,256	6.6%

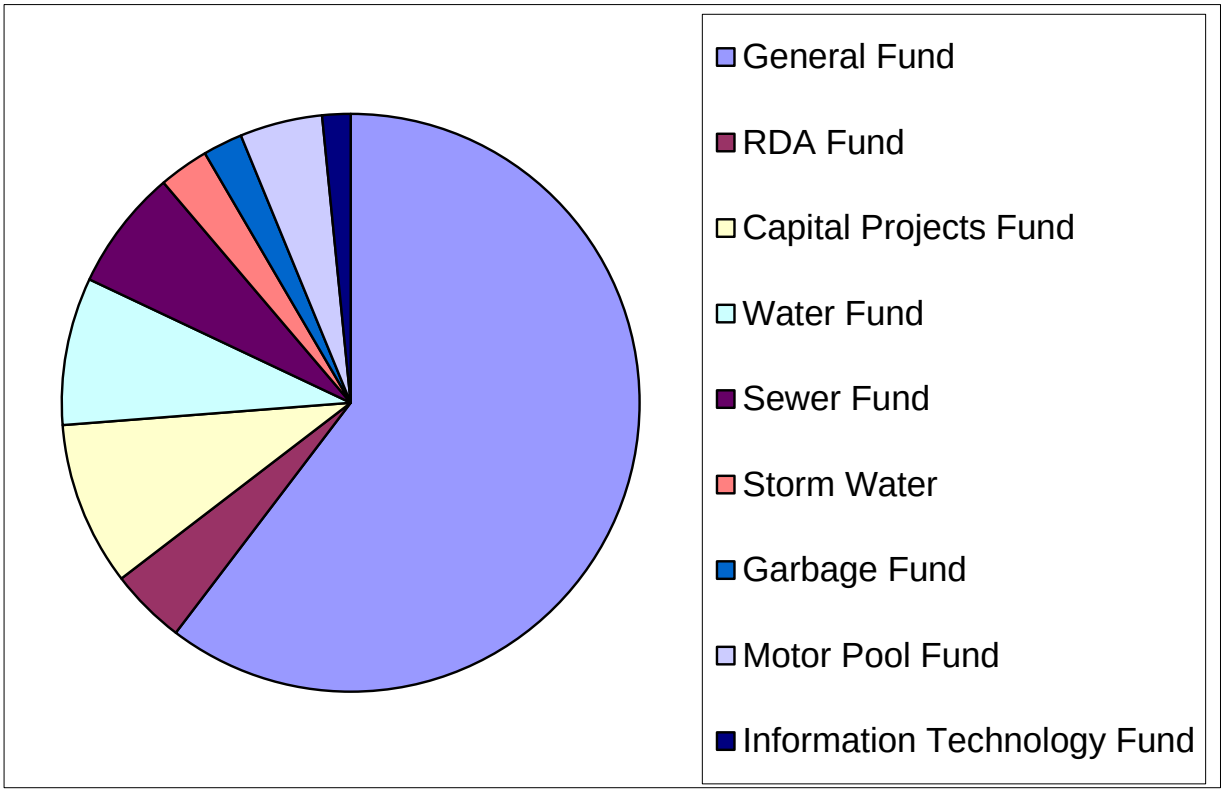

FY 2023 - Budget Summary Comparative
General Fund Revenues

	FY 2023	FY 2022	$ Change	% Change	% of Total FY 2023	% of Total FY 2022
Sales Tax	$7,310,000	$6,931,851	$378,149	5.5%	52.3%	49.9%
Property Tax	$785,000	$747,999	$37,001	4.9%	5.6%	5.4%
Franchise Taxes	$300,000	$1	$299,999	29999900.0%	2.1%	0.0%
Class "C" Road Funds	$320,000	$320,000	$0	0.0%	2.3%	2.3%
Local Option Sales Tax - Roads	$445,500	$426,000	$19,500	4.6%	3.2%	3.1%
Licenses & Permits	$258,000	$258,000	$0	0.0%	1.8%	1.9%
Fines and Forfeitures	$400,000	$425,200	($25,200)	-5.9%	2.9%	3.1%
Other	$4,168,428	$4,776,527	($608,099)	-12.7%	29.8%	34.4%
Total	$13,986,928	$13,885,578	$101,350	0.7%	100.0%	100.0%

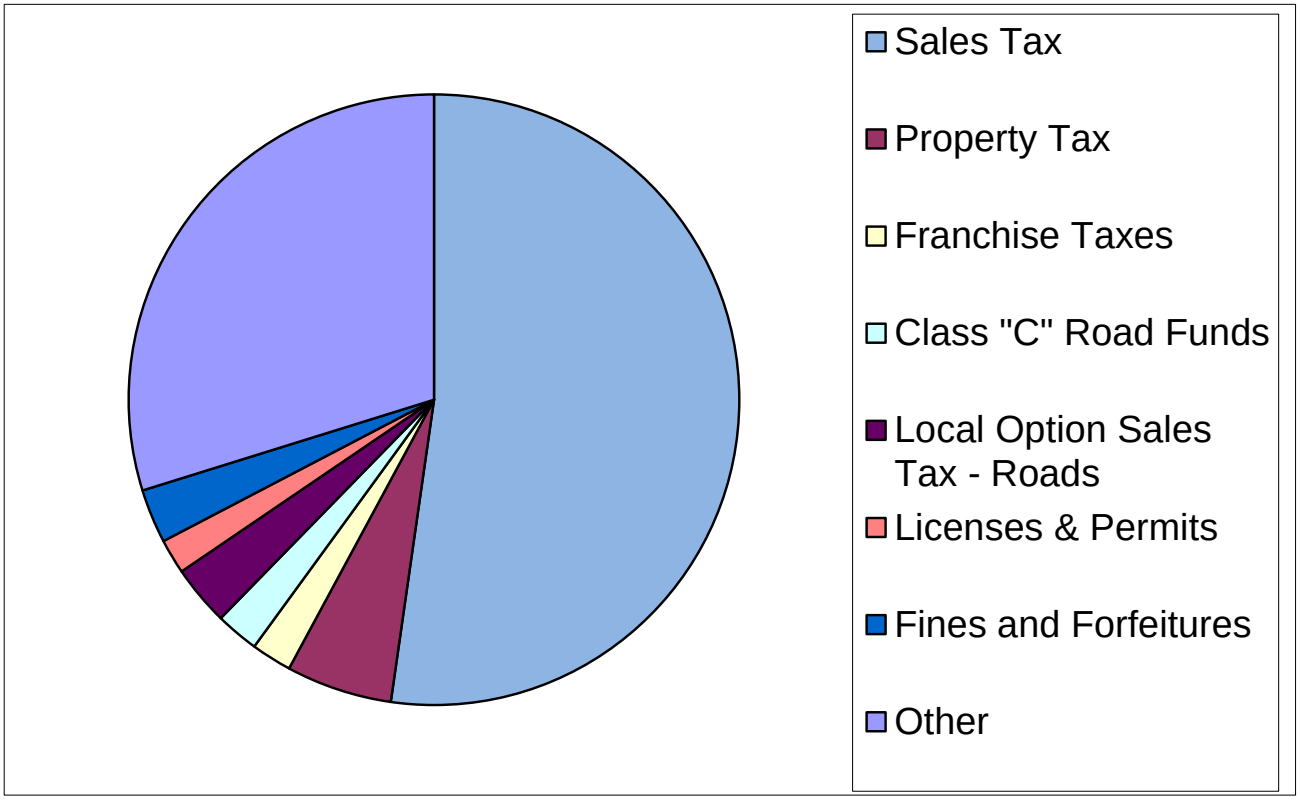

FY 2023 - Budget Summary Comparative
General Fund - Expenditures by Department

	FY 2023	FY 2022	$ Change	% Change	% of Total FY 2023	% of Total FY 2022
Mayor / Council	$160,758	$168,687	($7,929)	-4.7%	1.1%	1.2%
Legal	$611,179	$683,240	($72,061)	-10.5%	4.4%	4.9%
City Admin	$262,912	$291,664	($28,752)	-9.9%	1.9%	2.1%
Business Admin	$826,544	$718,192	$108,352	15.1%	5.9%	5.2%
Non-Dept	$2,578,927	$2,275,607	$303,320	13.3%	18.4%	16.4%
Police	$3,828,752	$3,281,186	$547,566	16.7%	27.4%	23.6%
Fire	$1,960,013	$1,905,217	$54,796	2.9%	14.0%	13.7%
Comm Develop	$608,328	$492,886	$115,442	23.4%	4.3%	3.5%
Streets	$1,894,543	$2,953,169	($1,058,626)	-35.8%	13.5%	21.3%
Parks	$569,378	$472,527	$96,851	20.5%	4.1%	3.4%
Comm Services	$685,594	$643,203	$42,391	6.6%	4.9%	4.6%
Total	$13,986,928	$13,885,578	$101,350	0.7%	100.0%	100.0%

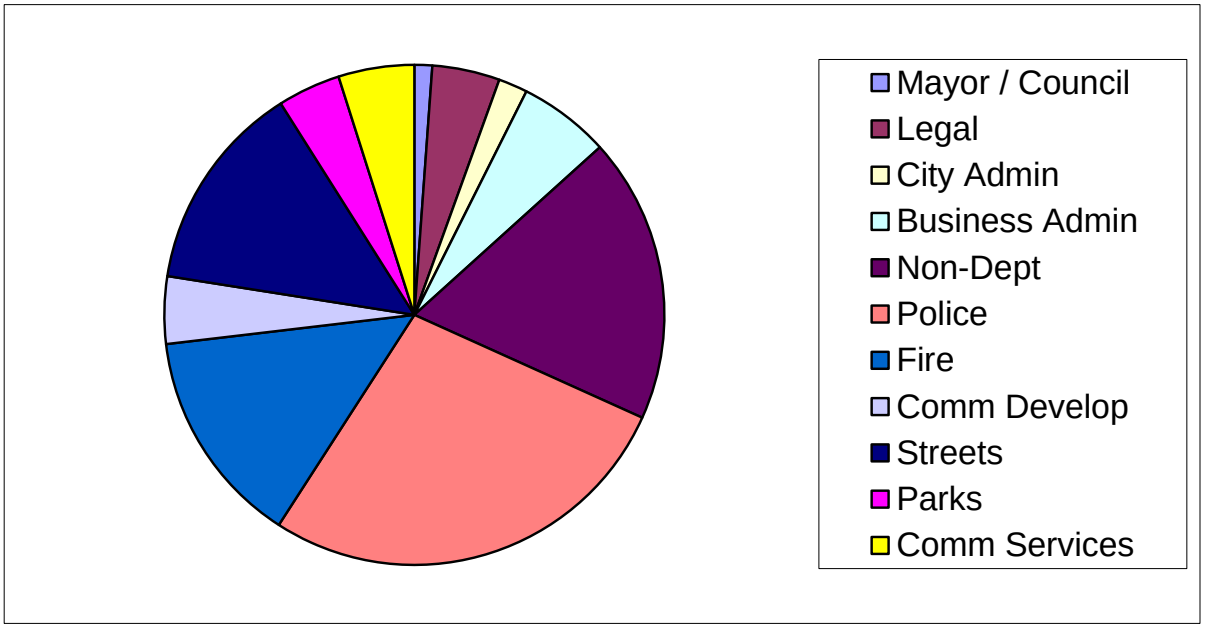

Report Criteria:
Budget note year end periods: Current year
Print Fund Titles
Page and Total by Fund
Print Source Titles
Total by Source
Print Department Titles
Page and Total by Department
All Segments Tested for Total Breaks

Account Number	Account Title	2020-21 Prior year Actual	2021-22 Current year Budget	2021-22 Current year Actual	2021-22 Current year Projected actual	2022-23 Future year Budget
GENERAL FUND						
TAX REVENUE						
10-31-1000	CURRENT YEAR GENERAL PROPERT	716,645.55	747,999.00	656,535.38	747,999.00	785,000.00
Budget notes:						
	No proposed increase in tax levy.					
10-31-2000	REDEMPTIONS - PROPERTY TAXES	9,515.84	6,000.00	4,797.19	8,224.00	6,000.00
10-31-3000	GENERAL SALES TAX	8,254,843.78	6,931,851.00	5,166,338.77	8,856,581.00	7,310,000.00
10-31-4000	FRANCHISE TAXES	.00	.00	.00	.00	300,000.00
10-31-5000	911 EMERGENCY TAX	.00	.00	.00	.00	.00
10-31-7000	VEHICLE FEE-IN-LIEU	46,828.92	45,000.00	27,094.27	46,447.00	45,000.00
10-31-8000	TRANSIENT ROOM TAX	15,654.49	12,000.00	11,582.29	19,855.00	12,000.00
Total TAX REVENUE:		9,043,488.58	7,742,850.00	5,866,347.90	9,679,106.00	8,458,000.00
LICENSES AND PERMITS						
10-32-1000	BUSINESS LICENSES	130,374.29	135,000.00	147,133.00	150,000.00	135,000.00
10-32-2100	BUILDING PERMITS	132,056.74	75,000.00	75,529.52	107,169.00	75,000.00
10-32-2200	BUILDING PLAN/DEV FEES	108,023.00	40,000.00	39,180.85	58,146.00	40,000.00
10-32-2500	ANIMAL LICENSES & IMPOUND FEES	6,731.00	8,000.00	4,775.00	5,486.00	8,000.00
Total LICENSES AND PERMITS:		377,185.03	258,000.00	266,618.37	320,801.00	258,000.00
INTERGOVERNMENTAL REVENUE						
10-33-2000	GRANTS	38,463.31	20,750.00	14,743.00	20,000.00	28,750.00
Budget notes:						
	JAG (Police) $6,000					
	AFCU Community Services Grant $1,500					
	State of Utah Medical Grant (Fire) $1,500 RAMP Populations Grants $8,500 ULGT TAP Grant $1,250 CTC Community Services Grant(s) $10,000					
10-33-2100	LLEBG GRANT	.00	.00	.00	.00	.00
10-33-2200	CARES ACT GRANTS - FEDERAL	728,626.20	.00	.00	.00	.00
10-33-2210	ARPA/CLFRF FEDERAL GRANTS	.00	986,000.00	522,991.50	896,557.00	986,000.00
10-33-3000	CDBG	.00	.00	.00	.00	.00
10-33-3050	CMAQ FUNDING (FEDERAL)	.00	500,000.00	.00	.00	500,000.00
10-33-3100	CONTR FRO OTH LOCAL ST 15HB362	575,837.65	426,000.00	362,218.73	620,946.00	445,500.00
10-33-3200	ALLOC OF INT TO COUNTY OPT HWY	2,740.69	7,000.00	1,709.30	2,930.00	3,900.00
10-33-5600	CLASS "C" ROAD FUNDS	359,854.02	320,000.00	255,168.60	360,000.00	320,000.00
10-33-5700	ALLOC OF INT TO CLASS C ROADS	1,578.22	2,300.00	1,238.62	2,123.00	1,300.00
10-33-5800	STATE LIQUOR FUND ALLOTMENT	18,319.36	17,500.00	17,083.71	17,083.71	17,500.00
10-33-5900	DUI/SEATBELT OT REIMBURSEMENT	.00	.00	.00	.00	.00
10-33-9000	OTHER INTERGOVERNMENTAL REVE	40,210.78	37,450.00	6,766.91	37,450.00	37,450.00
Budget notes:						
	WEBER COUNTY FUNDING OF HEAVY RESCUE PROGRAM					

Account Number	Account Title	2020-21 Prior year Actual	2021-22 Current year Budget	2021-22 Current year Actual	2021-22 Current year Projected actual	2022-23 Future year Budget
Total INTERGOVERNMENTAL REVENUE:		1,765,630.23	2,317,000.00	1,181,920.37	1,957,089.71	2,340,400.00
CHARGES FOR SERVICES						
10-34-1500	ZONING & SUB. FEES	4,956.00	1,500.00	19,395.38	29,478.00	1,500.00
10-34-3100	STREETS, SIDEWALK/CURB REPAIR	.00	.00	.00	.00	.00
10-34-3700	INTERFUND SERVICES	45,000.00	45,000.00	22,500.00	45,000.00	60,000.00
Budget notes:						
	RDA - Reimbursement for facility support services $60,000					
10-34-5500	STREET CUTS	8,056.40	2,500.00	2,691.00	1,425.00	2,500.00
10-34-7100	VOLLEYBALL	20.00	.00	360.00	617.00	.00
10-34-7200	BASEBALL/SOFTBALL	5,970.00	8,000.00	4,330.00	.00	11,000.00
10-34-7300	SOCCER	1,480.00	2,000.00	1,920.00	.00	2,000.00
10-34-7400	FOOTBALL	960.00	2,000.00	1,510.00	1,510.00	2,500.00
10-34-7500	ADULT BASKETBALL	.00	.00	.00	.00	.00
10-34-7550	YOUTH BASKETBALL	11,268.00	8,000.00	15,160.00	15,160.00	8,000.00
10-34-7600	OLD GLORY DAYS	3,075.00	5,000.00	2,675.00	1,226.00	5,000.00
10-34-7700	INTRAMURAL FEES	7,786.00	5,500.00	6,061.00	7,822.00	5,500.00
10-34-7750	CONTRACT CLASS FEES	739.00	5,000.00	1,951.00	533.00	5,000.00
10-34-7900	RENT-COMMUNITY CTR FACILITIES	510.00	7,500.00	11,776.00	15,207.00	7,500.00
10-34-8000	PARK PAVILION RENTAL	10,750.00	10,000.00	5,175.00	6,900.00	10,000.00
10-34-8100	USER FEES - COMM CTR	9,482.32	14,800.00	11,915.50	15,021.00	24,800.00
10-34-8200	CROSSING GUARD SERVICES	.00	.00	.00	.00	.00
10-34-8300	AMBULANCE TRANSPORT FEES	389,725.29	290,000.00	264,998.14	390,000.00	325,000.00
10-34-8400	ROY COMPLEX	3,009.80	4,000.00	2,786.50	2,767.00	4,000.00
10-34-9000	SENIORS PROGRAMS	27,470.59	52,500.00	27,418.82	35,051.00	45,000.00
Budget notes:						
	Lunch Price $3.50					
Total CHARGES FOR SERVICES:		530,258.40	463,300.00	402,623.34	567,717.00	519,300.00
FINES AND FORFEITURES						
10-35-1000	FINES	398,255.51	425,000.00	334,353.85	343,714.00	400,000.00
10-35-2000	SMALL CLAIMS FILING FEES	100.00	200.00	.00	.00	.00
10-35-3000	SECURITY SURCHARGES	13,551.70	.00	.00	.00	.00
Total FINES AND FORFEITURES:		411,907.21	425,200.00	334,353.85	343,714.00	400,000.00
MISCELLANEOUS REVENUE						
10-36-1000	INTEREST EARNINGS	106,873.24	200,000.00	50,945.28	87,335.00	110,000.00
10-36-1500	INTEREST ALLOC. TO OTHER FUNDS	94,790.89-	182,000.00-	43,525.12-	74,614.00-	100,000.00-
10-36-2000	USE OF CLASS C ROAD FUNDS	.00	300,000.00	.00	.00	100,000.00
10-36-3000	USE OF LOCAL OPTION HWY FUNDS	.00	1,025,000.00	.00	.00	625,000.00
10-36-4000	SALE OF FIXED ASSETS	1,892.00	2,000.00	100.00	86.00	2,000.00
10-36-5000	LEASE REVENUE	34,912.40	25,000.00	26,492.19	35,281.00	25,000.00
10-36-7500	CASH OVER/SHORT	.00	.00	4.71	8.00	.00
10-36-8000	TRANSFER FROM OTHER FUNDS	.00	.00	.00	.00	.00
10-36-9000	SUNDRY REVENUE	66,975.36	35,000.00	142,161.31	150,000.00	35,000.00
10-36-9010	HAZMAT RECEIPTS	739.00	500.00	.00	.00	500.00
10-36-9100	USE OF FUND BALANCE	.00	1,272,728.00	.00	.00	1,212,728.00
Budget notes:						
	Budgeted Transfer of Surplus to CP offset RAMP Population Grant Rollover $12,728					
10-36-9200	DONATIONS	500.00	1,000.00	.00	.00	1,000.00
10-36-9210	DONATIONS - BIKE PARK	.00	.00	.00	.00	.00
10-36-9300	WOODS PROPERTY PARK REVENUE	.00	.00	.00	.00	.00

Account Number	Account Title	2020-21 Prior year Actual	2021-22 Current year Budget	2021-22 Current year Actual	2021-22 Current year Projected actual	2022-23 Future year Budget
Total MISCELLANEOUS REVENUE:		117,101.11	2,679,228.00	176,178.37	198,096.00	2,011,228.00

Account Number	Account Title	2020-21 Prior year Actual	2021-22 Current year Budget	2021-22 Current year Actual	2021-22 Current year Projected actual	2022-23 Future year Budget
MAYOR/COUNCIL						
10-41-1100	SALARIES/WAGES	72,065.34	75,232.00	55,585.23	73,794.00	81,243.00
Budget notes:						
	Increase of approximately 7.99%					
10-41-1300	EMPLOYEE BENEFITS	13,708.58	23,899.00	12,048.19	15,741.00	25,243.00
10-41-2100	SUBSCRIPTIONS AND MEMBERSHIPS	12,304.23	13,000.00	3,000.00	5,143.00	13,000.00
Budget notes:						
	ULCT dues $8,400					
	Chamber of Commerce membership $2,500					
	Pathways $1,000					
10-41-2200	PUBLIC NOTICES	6,069.85	2,500.00	5,004.79	1,376.00	4,000.00
10-41-2300	TRAVEL AND TRAINING	2,620.25	7,000.00	3,133.61	2,972.00	7,000.00
Budget notes:						
	ULCT Spring - April - St. George					
	ULCT Annual - Sept. - SLC					
10-41-2350	TRAVEL EXPENSES	.00	.00	.00	.00	.00
10-41-2850	MOBILE PHONE	.00	.00	.00	.00	.00
10-41-3200	ELECTIONS	.00	15,000.00	3,971.95	6,809.00	.00
10-41-3300	PARTNERS IN EDUCATION	.00	.00	.00	.00	.00
10-41-4500	SPECIAL DEPARTMENT EXPENSES	3,379.29	7,000.00	4,137.47	7,000.00	7,000.00
10-41-4600	MISCELLANEOUS	585.34	2,800.00	598.85	466.00	2,000.00
Budget notes:						
	Citizen Survey?					
10-41-4700	SPECIAL PROJECTS	.00	20,000.00	.00	.00	20,000.00
Budget notes:						
	Lunch with the Mayor $1,500 and 2030 Plan $18,500					
10-41-4750	COVID-19 EXPENDITURES	45.06	.00	.00	.00	.00
10-41-5600	INFO TECHNOLOGY PAYMENTS	2,532.00	2,256.00	1,504.00	2,256.00	1,272.00
10-41-6200	CAPITAL OUTLAY	.00	.00	.00	.00	.00
Total MAYOR/COUNCIL:		113,309.94	168,687.00	88,984.09	115,557.00	160,758.00

Account Number	Account Title	2020-21 Prior year Actual	2021-22 Current year Budget	2021-22 Current year Actual	2021-22 Current year Projected actual	2022-23 Future year Budget
LEGAL						
10-42-1100	SALARIES/WAGES - FULL TIME	292,772.75	338,238.00	269,290.39	338,238.00	243,835.00
10-42-1110	SICK LEAVE PAID	.00	1,076.00	.00	.00	.00
10-42-1150	OVERTIME WAGES	.00	.00	.00	.00	.00
10-42-1200	SALARIES/WAGES - PART TIME	115,023.56	121,218.00	92,709.36	125,410.00	142,026.00
10-42-1300	EMPLOYEE BENEFITS	116,689.54	127,061.00	103,740.08	127,061.00	125,933.00
10-42-1400	CAR ALLOWANCE	.00	.00	625.00	214.00	3,000.00
10-42-1500	PERFORMANCE INCENTIVES	4,261.59	3,648.00	4,087.29	7,007.00	3,102.00
10-42-2100	SUBSCRIPTIONS AND MEMBERSHIPS	1,567.66	1,500.00	1,286.40	2,095.00	1,500.00
10-42-2300	TRAVEL AND TRAINING	103.00	6,765.00	110.43	189.00	6,765.00
10-42-2400	OFFICE SUPPLIES	1,748.47	5,000.00	866.66	1,322.00	5,000.00
10-42-2800	TELEPHONE	3,300.49	5,000.00	2,511.93	3,395.00	5,000.00
10-42-3100	PROFESSIONAL SERVICES	2,315.24	5,000.00	2,124.00	2,870.00	5,000.00
10-42-3200	PUBLIC DEFENDER	12,340.00	12,500.00	8,000.00	10,286.00	12,500.00
10-42-3300	WARRANT PROSECUTION	6,205.25	10,080.00	1,878.40	2,534.00	10,080.00
10-42-3600	WITNESS AND JURY FEES	148.00	2,000.00	55.50	95.00	2,000.00
10-42-3700	BAILIFF WAGES	7,014.75	20,850.00	3,578.00	4,908.00	20,850.00
10-42-4100	MISC LEGAL EXPENSE	57.00	10,000.00	228.00	391.00	10,000.00
10-42-4200	ON-LINE SERVICES (BCI)	.00	.00	.00	.00	.00
10-42-4500	SPECIAL DEPARTMENT EXPENSES	324.00	1,000.00	152.12	113.00	1,000.00
10-42-4600	MISCELLANEOUS	2,506.81	2,750.00	2,962.51	4,263.00	2,750.00
10-42-4750	COVID-19 EXPENDITURES	1,171.87	.00	.00	.00	.00
10-42-5000	GRANT EXPENDITURES	.00	.00	.00	.00	.00
10-42-5100	RSAC EXPENDITURES	227.42	5,000.00	.00	.00	5,000.00
10-42-5600	INFO TECHNOLOGY PAYMENTS	4,716.00	4,554.00	3,040.00	4,560.00	5,838.00
10-42-6200	CAPITAL OUTLAY	.00	.00	.00	.00	.00
Total LEGAL:		572,493.40	683,240.00	497,246.07	634,951.00	611,179.00

Account Number	Account Title	2020-21 Prior year Actual	2021-22 Current year Budget	2021-22 Current year Actual	2021-22 Current year Projected actual	2022-23 Future year Budget
CITY ADMINISTRATION						
10-43-1100	SALARIES/WAGES - FULL TIME	156,118.53	181,965.00	119,758.80	161,140.00	171,130.00
10-43-1110	SICK LEAVE PAID	.00	.00	.00	.00	.00
10-43-1150	OVERTIME WAGES	.00	.00	.00	.00	.00
10-43-1200	SALARIES/WAGES - PART TIME	.00	.00	.00	.00	.00
10-43-1300	EMPLOYEE BENEFITS	66,533.95	80,018.00	42,902.62	58,399.00	59,226.00
10-43-1400	CAR ALLOWANCE	4,725.00	5,400.00	1,975.00	2,529.00	3,000.00
10-43-1500	PERFORMANCE INCENTIVES	568.66	1,795.00	.00	.00	1,626.00
10-43-2100	SUBSCRIPTIONS AND MEMBERSHIPS	4,372.78	3,000.00	696.94	1,195.00	3,000.00
Budget notes:						
	City Admin UCMA					
	City Admin APA $600					
	City Admin ICMA $300					
	City Recorder UMCA					
	Standard Examiner					
10-43-2300	TRAVEL AND TRAINING	2,221.47	6,000.00	2,643.46	3,889.00	6,000.00
Budget notes:						
	ULCT Conference - Spring & Fall - $300					
	UCMA Conference - Spring & Fall - $1,000					
	Recorder Training Conference - $1,000					
	BCI Conference - Annual - $500					
	City-Wide Staff Training - Quarterly - $1,500					
	Leadership Training					
10-43-2350	EDUCATION ASSISTANCE	.00	2,000.00	.00	.00	7,000.00
Budget notes:						
	No graduate degrees					
	50% tuition and fees					
	50% books					
10-43-2400	OFFICE SUPPLIES	791.09	750.00	494.46	734.00	750.00
10-43-2800	TELEPHONE	390.00	500.00	351.00	401.00	500.00
10-43-2900	FUEL	.00	.00	.00	.00	.00
10-43-3300	PROFESSIONAL SERVICES	1,060.50	2,000.00	588.70	1,009.00	2,000.00
Budget notes:						
	Sterling Codifiers					
10-43-4100	INSURANCE	.00	.00	.00	.00	.00
10-43-4400	ECONOMIC DEVELOPMENT	.00	.00	.00	.00	.00
10-43-4500	SPECIAL DEPARTMENT EXPENSES	617.10	500.00	1,040.00	1,714.00	500.00
10-43-4600	MISCELLANEOUS	2,349.17	1,500.00	1,190.72	1,595.00	1,500.00
10-43-4700	EMERGENCY MANAGEMENT	.00	5,000.00	.00	.00	5,000.00
10-43-4750	COVID-19 EXPENDITURES	.00	.00	.00	.00	.00
10-43-5600	INFO TECHNOLOGY PAYMENTS	1,668.00	1,236.00	824.00	1,236.00	1,680.00
10-43-5700	MOTOR POOL PAYMENTS	.00	.00	.00	.00	.00
10-43-6200	CAPITAL OUTLAY	.00	.00	101,093.00-	.00	.00
Total CITY ADMINISTRATION:		241,416.25	291,664.00	71,372.70	233,841.00	262,912.00

Account Number	Account Title	2020-21 Prior year Actual	2021-22 Current year Budget	2021-22 Current year Actual	2021-22 Current year Projected actual	2022-23 Future year Budget
BUSINESS ADMINISTRATION						
10-44-1100	SALARIES/WAGES - FULL TIME	291,318.88	304,179.00	239,465.25	304,179.00	379,999.00
10-44-1110	SICK LEAVE PAID	1,277.20	1,283.00	1,283.20	2,200.00	1,332.00
10-44-1150	OVERTIME WAGES	.00	.00	125.69	.00	.00
10-44-1200	SALARIES/WAGES - PART TIME	95,432.26	104,307.00	77,015.19	104,134.00	112,690.00
10-44-1300	EMPLOYEE BENEFITS	154,191.04	160,206.00	124,907.64	160,206.00	179,045.00
10-44-1500	PERFORMANCE INCENTIVES	4,279.20	4,061.00	4,259.74	4,259.74	4,322.00
10-44-2100	SUBSCRIPTIONS AND MEMBERSHIPS	1,631.23	1,500.00	410.94	704.00	1,500.00
10-44-2300	TRAVEL AND TRAINING	891.68	4,500.00	1,578.55	2,363.00	4,500.00
10-44-2400	OFFICE SUPPLIES	2,559.66	2,000.00	989.35	1,431.00	2,500.00
10-44-2500	EQUIPMENT	8,919.25-	1,500.00	147.99	254.00	1,500.00
10-44-2600	BLDG AND GROUNDS MAINTENANCE	2,906.74	12,000.00	3,144.18	2,353.00	12,000.00
10-44-2700	UTILITIES	11,196.55	17,000.00	12,172.39	13,828.00	17,000.00
10-44-2800	TELEPHONE	936.00	1,200.00	702.00	936.00	1,200.00
10-44-2900	FUEL	.00	.00	.00	.00	.00
10-44-3300	PROFESSIONAL SERVICES	.00	.00	.00	.00	.00
10-44-3400	AUDIT	7,130.00	8,500.00	7,270.00	7,270.00	8,500.00
10-44-3600	SAFETY INCENTIVE PROGRAM	2,270.00	3,200.00	1,530.00	1,937.00	3,200.00
10-44-4100	INSURANCE	45,369.41	48,000.00	46,353.41	46,353.41	50,000.00
10-44-4500	SPECIAL DEPARTMENT EXPENSES	33,774.75	35,000.00	23,228.54	35,000.00	37,500.00
Budget notes:						
	Primarily bank and credit card fees					
10-44-4600	MISCELLANEOUS	5,338.96	4,000.00	4,606.67	6,148.00	4,000.00
10-44-4750	COVID-19 EXPENDITURES	2,467.34	.00	.00	.00	.00
10-44-4800	POSTAGE	2,599.38	3,200.00	1,829.38	3,139.00	3,200.00
10-44-5600	INFO TECHNOLOGY PAYMENTS	2,760.00	2,556.00	1,704.00	2,556.00	2,556.00
10-44-5700	MOTOR POOL PAYMENTS	.00	.00	.00	.00	.00
10-44-6200	CAPITAL OUTLAY	.00	.00	.00	.00	.00
Total BUSINESS ADMINISTRATION:		659,411.03	718,192.00	552,724.11	699,251.15	826,544.00

Account Number	Account Title	2020-21 Prior year Actual	2021-22 Current year Budget	2021-22 Current year Actual	2021-22 Current year Projected actual	2022-23 Future year Budget
Department: 46						
10-46-1100	SALARIES/WAGES - FULL TIME	.00	.00	.00	.00	.00
10-46-1150	OVERTIME WAGES	.00	.00	.00	.00	.00
10-46-1200	SALARIES/WAGES - PART TIME	.00	.00	.00	.00	.00
10-46-1500	PERFORMANCE INCENTIVES	.00	.00	.00	.00	.00
10-46-2300	TRAVEL AND TRAINING	.00	.00	.00	.00	.00
10-46-2500	EQUIPMENT	.00	.00	.00	.00	.00
10-46-2900	FUEL	.00	.00	.00	.00	.00
10-46-3300	PROFESSIONAL SERVICES	.00	.00	.00	.00	.00
10-46-4100	INSURANCE	.00	.00	.00	.00	.00
10-46-4150	INSURANCE DEDUCTIBLE	.00	.00	.00	.00	.00
10-46-4500	MISCELLANEOUS	.00	.00	.00	.00	.00
10-46-5700	MOTOR POOL PAYMENTS	.00	.00	.00	.00	.00
10-46-6100	EQUIPMENT RENTAL	.00	.00	.00	.00	.00
Total Department: 46:		.00	.00	.00	.00	.00

Account Number	Account Title	2020-21 Prior year Actual	2021-22 Current year Budget	2021-22 Current year Actual	2021-22 Current year Projected actual	2022-23 Future year Budget
NON DEPARTMENTAL						
10-49-1100	CARES ACT - SUBGRANTS	235,284.30	.00	.00	.00	.00
10-49-1150	CARES ACT - GRANT EXPENDITURES	197,778.30	.00	.00	.00	.00
10-49-1160	COVID PROJECTS	186,157.13	.00	.00	.00	.00
10-49-4100	INSURANCE	.00	.00	.00	.00	.00
10-49-4760	ARPA/CLFRF EXPENDITURES	.00	986,000.00	18,236.80	31,263.00	986,000.00
10-49-4810	TRANSFER TO OTHER FUNDS	802,767.98	1,200,000.00	.00	.00	1,500,000.00
Budget notes:						
	Capital Projects Fund Transfer $1,500,000					
10-49-5600	INFO TECHNOLOGY PAYMENTS	69,996.00	79,996.00	53,336.00	80,004.00	79,996.00
Budget notes:						
	Payments for IT support/maintenance/equipment.					
10-49-5700	MOTOR POOL PAYMENTS	.00	.00	.00	.00	.00
10-49-5800	TRANSFER TO WATER FUND	.00	.00	.00	.00	.00
10-49-5900	CITY-WIDE EXPENDITURES	.00	.00	.00	.00	.00
10-49-8000	INCREASE IN CLASS C RESERVES	.00	.00	.00	.00	.00
10-49-8100	INCREASE IN LOCAL OPTION RESER	.00	.00	.00	.00	.00
10-49-9000	INCREASE IN RESERVES	.00	9,611.00	.00	.00	12,931.00
Total NON DEPARTMENTAL:		1,491,983.71	2,275,607.00	71,572.80	111,267.00	2,578,927.00

Account Number	Account Title	2020-21 Prior year Actual	2021-22 Current year Budget	2021-22 Current year Actual	2021-22 Current year Projected actual	2022-23 Future year Budget
POLICE						
10-54-1100	SALARIES/WAGES - FULL TIME	1,323,755.64	1,640,579.00	1,281,628.31	1,700,000.00	2,046,677.00
10-54-1110	SICK LEAVE PAID	8,571.20	10,378.00	7,669.60	7,669.60	9,237.00
10-54-1150	HOLIDAY OVERTIME WAGES	31,035.36	35,058.00	31,996.54	31,996.54	39,367.00
10-54-1155	OTHER OVERTIME WAGES	58,412.72	63,742.00	38,944.71	47,095.00	71,576.00
10-54-1160	LLEBG GRANT EXPENDITURES	.00	.00	.00	.00	.00
10-54-1200	SALARIES/WAGES - XING GUARDS	20,967.84	22,089.00	17,135.00	21,403.00	24,150.00
10-54-1250	PART TIME OFFICERS WAGES	.00	.00	.00	.00	.00
10-54-1300	EMPLOYEE BENEFITS	960,171.05	1,012,400.00	767,341.14	1,020,000.00	1,120,357.00
10-54-1400	CLOTHING ALLOWANCE	.00	.00	.00	.00	.00
10-54-1500	PERFORMANCE INCENTIVES	16,150.51	16,072.00	16,672.73	16,672.73	18,214.00
10-54-2100	SUBSCRIPTIONS AND MEMBERSHIPS	1,898.19	3,000.00	2,017.50	2,694.00	3,000.00
10-54-2300	TRAVEL AND TRAINING	7,415.40	14,000.00	9,703.71	9,944.00	17,000.00
10-54-2400	OFFICE SUPPLIES	1,874.77	3,000.00	1,316.45	2,039.00	3,000.00
10-54-2500	EQUIPMENT SUPPLY & MAINTENANC	34,784.09	41,000.00	15,107.50	21,281.00	41,000.00
10-54-2520	NAP	2,920.56	3,000.00	2,358.90	2,247.00	3,000.00
10-54-2530	LEXIPOL	6,138.00	6,400.00	6,322.00	6,322.00	6,800.00
10-54-2540	EQUIP WARRANTY - WATCHGUARD	8,850.00	8,900.00	.00	.00	8,450.00
10-54-2600	BUILDING AND GROUNDS	1,370.26	5,000.00	1,627.97	1,379.00	5,000.00
10-54-2700	UTILITIES	6,831.37	9,000.00	7,187.64	7,824.00	9,000.00
10-54-2800	TELEPHONE	3,540.65	5,100.00	2,749.91	3,659.00	5,100.00
10-54-2850	MOBILE PHONE	18,926.94	19,000.00	14,292.96	17,588.00	19,000.00
10-54-2900	FUEL	60,506.63	60,000.00	52,336.73	68,486.00	75,000.00
10-54-3000	DISPATCHING	.00	.00	.00	.00	.00
10-54-3200	ANIMAL SHELTER	17,631.00	18,500.00	18,336.00	18,336.00	20,000.00
10-54-3700	OTHER PROF & TECH SERVICE, CSI	27,467.00	27,700.00	27,763.00	27,763.00	28,700.00
10-54-4100	INSURANCE	1,617.68	4,000.00	2,671.59	4,493.00	4,000.00
10-54-4150	INSURANCE DEDUCTIBLE	1,043.13	4,000.00	.00	.00	4,000.00
10-54-4200	BCI, ULEIN, UCA - ACCESS FEES	.00	.00	.00	.00	.00
10-54-4300	GRAFITTI REMOVAL	.00	.00	.00	.00	.00
10-54-4500	SPECIAL DEPARTMENT EXPENSES	7,438.23	10,000.00	4,781.08	6,434.00	10,000.00
10-54-4510	DUTY & TRAINING AMMUNITION	3,877.05	4,000.00	3,064.07	3,065.00	4,000.00
10-54-4550	UNIFORM EXPENSE	11,532.91	16,000.00	11,521.01	16,000.00	16,000.00
10-54-4600	MISCELLANEOUS	9,388.83	9,000.00	8,971.28	9,000.00	11,000.00
10-54-4700	DRUG TASK FORCE, SWAT, & HTF	9,827.00	10,500.00	856.00	1,467.00	2,000.00
10-54-4750	COVID-19 EXPENDITURES	274,389.86	.00	.00	.00	.00
10-54-4800	POSTAGE	236.11	500.00	78.79	135.00	500.00
10-54-4900	SCHOOL RESOURCE OFFICER	.00	.00	.00	.00	.00
10-54-5000	GRANT EXPENDITURES	4,194.67	7,000.00	85.10	146.00	6,000.00
Budget notes:						
JAG	$5,500 no match					
10-54-5010	STATE LIQUOR/BEER EXPENDITURES	.00	18,000.00	11,500.00	18,000.00	17,500.00
Budget notes:						
Communities That Care (CTC)	$2,000					
10-54-5500	PREVENTION	3,338.10	4,000.00	1,079.15	1,850.00	4,000.00
Budget notes:						
Bonneville High School Drug Free Activity	$500					
Nova, block parties	$2,500					
10-54-5600	INFO TECHNOLOGY PAYMENTS	24,252.00	23,328.00	15,552.00	23,328.00	31,356.00
10-54-5700	MOTOR POOL PAYMENTS	146,940.00	146,940.00	97,960.00	146,940.00	144,768.00
10-54-6200	CAPITAL OUTLAY	.00	.00	.00	.00	.00
Total POLICE:		3,117,294.75	3,281,186.00	2,480,628.37	3,265,256.87	3,828,752.00

Account Number	Account Title	2020-21 Prior year Actual	2021-22 Current year Budget	2021-22 Current year Actual	2021-22 Current year Projected actual	2022-23 Future year Budget
FIRE						
10-57-1100	SALARIES/WAGES - FULL TIME	640,686.97	692,638.00	542,041.93	692,638.00	824,724.00
10-57-1110	SICK LEAVE PAID	1,229.62	3,026.00	1,370.00	1,370.00	3,208.00
10-57-1150	OVERTIME WAGES	150,788.62	108,091.00	97,676.15	120,000.00	101,425.00
10-57-1200	SALARIES/WAGES - PART TIME	43,321.00	43,913.00	35,052.08	43,913.00	47,191.00
10-57-1250	SHIFT COVERAGE WAGES	141,656.10	193,650.00	98,066.06	137,533.00	125,892.00
10-57-1300	BENEFITS	381,659.06	426,466.00	310,321.51	421,593.00	471,420.00
10-57-1400	CLOTHING ALLOWANCE	11,425.84	13,201.00	10,759.60	12,482.00	13,951.00
10-57-1500	PERFORMANCE INCENTIVES	9,131.46	9,179.00	9,126.54	9,179.00	9,483.00
10-57-2100	SUBSCRIPTIONS AND MEMBERSHIPS	4,538.57	4,615.00	4,523.60	4,615.00	4,615.00
10-57-2300	TRAVEL AND TRAINING - EMS	1,145.81-	2,350.00	1,080.38	1,478.00	2,350.00
Budget notes:						
	EMS Instructor Seminars					
	EMS Training Officer Semianrs					
	CPR Certification					
	EMT Recertification					
	PALS Training					
	ACLS Training					
	Training Supplies					
10-57-2301	TRAVEL AND TRAINING - FIRE	2,470.95	8,350.00	196.00	137.00	8,350.00
Budget notes:						
	UFRA Certification					
	Wildland Recert Fees					
10-57-2400	OFFICE SUPPLIES	804.61	2,200.00	1,339.33	1,154.00	2,200.00
10-57-2500	EQUIP OPERATION	21,271.66	26,800.00	15,793.24	22,000.00	26,800.00
10-57-2501	HR41 OPERATION AND MAINTENANC	457.72	7,000.00	1,219.60	2,091.00	7,000.00
10-57-2510	VEHICLE MAINTENANCE	21,872.27	85,000.00	47,886.18	65,000.00	25,000.00
10-57-2600	BLDG AND GROUNDS MAINTENANCE	5,702.31	5,760.00	2,262.10	2,521.00	5,760.00
10-57-2700	UTILITIES	8,496.91	11,000.00	8,358.49	8,289.00	11,000.00
10-57-2800	TELEPHONE	8,884.39	7,000.00	6,675.52	7,000.00	8,000.00
10-57-2900	FUEL	12,195.98	13,000.00	11,082.68	15,228.00	15,000.00
10-57-3300	PROFESSIONAL SERVICES	7,731.00	9,000.00	7,000.00	7,000.00	9,000.00
Budget notes:						
	Doctor					
10-57-4100	INSURANCE	10,427.39	4,500.00	8.36	14.00	4,500.00
10-57-4200	UCAN	.00	.00	.00	.00	.00
10-57-4500	SPECIAL DEPARTMENT EXPENSES	3,360.90	5,200.00	4,313.84	5,200.00	5,200.00
10-57-4520	PROTECTIVE EQUIP	7,001.89	15,000.00	1,659.90	2,846.00	15,000.00
10-57-4530	AMBULANCE SUPPLIES	13,814.28	12,000.00	14,301.68	15,000.00	14,000.00
10-57-4540	UNIFORM ALLOWANCE - FULL TIME	.00	.00	.00	.00	.00
10-57-4550	UNIFORM ALLOWANCE - PART TIME	.00	.00	.00	.00	.00
10-57-4600	MISCELLANEOUS	10,009.69	10,200.00	7,862.28	10,200.00	10,200.00
10-57-4700	AMBULANCE FEES	53,669.54	60,000.00	47,800.25	60,000.00	60,000.00
10-57-4750	COVID-19 EXPENDITURES	9,746.58	.00	510.49	.00	.00
10-57-5000	GRANT EXPENDITURES	.00	1,500.00	.00	.00	1,500.00
10-57-5500	PUBLIC EDUCATION	.00	1,000.00	352.34	604.00	1,000.00
10-57-5510	FIRE PREVENTION OPEN HOUSE	.00	650.00	481.50	825.00	1,000.00
10-57-5600	INFO TECHNOLOGY PAYMENTS	6,463.50	4,008.00	2,672.00	4,008.00	6,324.00
10-57-5700	MOTOR POOL PAYMENTS	118,920.00	118,920.00	79,280.00	118,920.00	118,920.00
10-57-6200	CAPITAL OUTLAY	.00	.00	.00	.00	.00
Total FIRE:		1,706,593.00	1,905,217.00	1,371,073.63	1,792,838.00	1,960,013.00

Account Number	Account Title	2020-21 Prior year Actual	2021-22 Current year Budget	2021-22 Current year Actual	2021-22 Current year Projected actual	2022-23 Future year Budget
COMMUNITY DEVELOPMENT						
10-58-1100	SALARIES/WAGES - FULL TIME	266,686.10	272,663.00	217,285.56	272,663.00	363,582.00
10-58-1110	SICK LEAVE PAID	.00	.00	.00	.00	.00
10-58-1150	OVERTIME WAGES	.00	.00	.00	.00	.00
10-58-1200	SALARIES/WAGES - PART TIME	4,200.00	4,200.00	3,100.00	4,200.00	4,200.00
10-58-1300	EMPLOYEE BENEFITS	125,302.34	136,934.00	101,187.13	136,934.00	144,613.00
10-58-1400	CLOTHING ALLOWANCE	540.00	600.00	540.00	617.00	600.00
10-58-1500	PERFORMANCE INCENTIVES	2,759.07	2,705.00	2,847.40	2,847.40	2,909.00
10-58-2100	SUBSCRIPTIONS AND MEMBERSHIPS	841.22	1,100.00	658.46	1,055.00	1,100.00
10-58-2300	TRAVEL AND TRAINING	100.00	6,000.00	4,767.56	3,667.00	7,500.00
10-58-2350	PLANNING COMMISSION/BOA	149.00	2,500.00	150.00	.00	2,500.00
10-58-2400	OFFICE SUPPLIES	1,033.11	1,000.00	258.36	316.00	1,000.00
10-58-2500	EQUIPMENT	.00	1,200.00	196.13	336.00	1,200.00
10-58-2850	MOBILE PHONE	2,494.50	2,500.00	1,880.72	2,516.00	2,500.00
10-58-2900	FUEL	1,855.63	2,500.00	2,004.29	2,442.00	3,000.00
10-58-3200	ENGINEERING	400.00	2,000.00	60.00	103.00	2,000.00
10-58-3300	PROFESSIONAL SERVICES	28,379.48	40,000.00	19,566.44	29,372.00	40,000.00
10-58-4100	INSURANCE	100.04	1,000.00	100.04	171.00	1,000.00
10-58-4500	SPECIAL DEPARTMENT EXPENSES	401.00	3,500.00	1,764.99	797.00	3,500.00
10-58-4600	MISCELLANEOUS	1,864.20	4,000.00	2,349.99	3,501.00	19,000.00
10-58-4750	COVID-19 EXPENDITURES	.00	.00	.00	.00	.00
10-58-5600	INFO TECHNOLOGY PAYMENTS	2,532.00	1,908.00	1,272.00	1,908.00	1,548.00
10-58-5700	MOTOR POOL PAYMENTS	6,576.00	6,576.00	4,384.00	6,576.00	6,576.00
10-58-6200	CAPITAL OUTLAY	.00	.00	.00	.00	.00
Total COMMUNITY DEVELOPMENT:		446,213.69	492,886.00	364,373.07	470,021.40	608,328.00

Account Number	Account Title	2020-21 Prior year Actual	2021-22 Current year Budget	2021-22 Current year Actual	2021-22 Current year Projected actual	2022-23 Future year Budget
STREETS						
10-61-1100	SALARIES/WAGES - FULL TIME	96,208.16	108,260.00	84,407.39	2,063.00	120,109.00
Budget notes:						
	Public Works Director's Salary - 30% Streets, 15% Sewer, 45% Storm Water, 10% Garbage Assistant Public Works Director's Salary - 10% Streets, 10% Parks, 20% Water, 20% Sewer, 20% Storm Water, 20% Garbage					
10-61-1110	SICK LEAVE PAID	1,779.08	2,063.00	2,036.60	3,491.00	2,201.00
10-61-1150	OVERTIME WAGES	103.35	4,350.00	1,061.78	1,815.00	4,350.00
10-61-1200	SALARIES/WAGES - PART TIME	.00	.00	.00	.00	.00
10-61-1300	EMPLOYEE BENEFITS	46,423.40	56,619.00	42,483.14	56,619.00	59,714.00
10-61-1400	CLOTHING ALLOWANCE	558.00	540.00	594.00	679.00	560.00
10-61-1500	PERFORMANCE INCENTIVES	982.31	1,073.00	1,155.46	1,073.00	1,145.00
10-61-2100	SUBSCRIPTIONS AND MEMBERSHIPS	.00	.00	.00	.00	.00
10-61-2300	TRAVEL AND TRAINING	.00	1,000.00	195.00	334.00	1,000.00
10-61-2500	EQUIPMENT & MAINTENANCE	5,436.83	16,000.00	5,615.60	8,653.00	16,000.00
10-61-2850	MOBILE PHONE	468.00	1,000.00	351.00	468.00	800.00
10-61-2900	FUEL	7,576.55	7,000.00	8,130.02	10,421.00	10,000.00
10-61-3000	STREETS LIGHTS	39,360.46	55,000.00	30,173.75	37,959.00	60,000.00
10-61-3100	CDL TESTING	.00	.00	.00	.00	.00
10-61-3200	ENGINEERING	56.25	2,000.00	790.00	1,354.00	2,000.00
10-61-3300	PROFESSIONAL SERVICES	18,913.44	27,000.00	18,073.25	27,000.00	30,000.00
10-61-4100	INSURANCE	868.77	2,000.00	887.35	1,521.00	2,000.00
10-61-4200	CLASS "C" ROADS	21,971.29	622,300.00	245,737.27	414,917.00	421,300.00
10-61-4300	LOCAL OPTION ROAD EXPENDITURE	497,264.97	1,358,000.00	64,764.42	500,000.00	174,400.00
Budget notes:						
	Local Option Sales Tax Highway Money Sidewalk Additions $20,000 Sidewalk Maintenance $30,000					
10-61-4350	1050 W ROUNDABOUT PROJECT	.00	600,000.00	875.04	126.00	900,000.00
10-61-4400	STORM DRAIN EXPENSES	.00	.00	.00	.00	.00
10-61-4500	SPECIAL DEPARTMENT EXPENSES	13,155.04	21,000.00	7,359.98	6,919.00	21,000.00
Budget notes:						
	Road Base Shoulders $3,000					
	New signs $2,000					
	Sign posts $1,600					
10-61-4510	ROAD SALT	3,524.09	20,000.00	6,337.35	10,864.00	20,000.00
10-61-4600	MISCELLANEOUS	1,011.20	3,000.00	153.76	92.00	3,000.00
Budget notes:						
	Includes $500 for PPE					
	Emergency preparedness $500					
10-61-4750	COVID-19 EXPENDITURES	.00	.00	.00	.00	.00
10-61-5600	INFO TECHNOLOGY PAYMENTS	444.00	444.00	296.00	444.00	444.00
10-61-5700	MOTOR POOL PAYMENTS	21,792.00	43,020.00	28,680.00	43,020.00	43,020.00
Budget notes:						
	Freightliner Replacement $250,000					
10-61-6100	EQUIPMENT RENTAL	.00	1,500.00	.00	.00	1,500.00
10-61-6200	CAPITAL OUTLAY	.00	.00	.00	.00	.00
Total STREETS:		777,897.19	2,953,169.00	550,158.16	1,129,832.00	1,894,543.00

Account Number	Account Title	2020-21 Prior year Actual	2021-22 Current year Budget	2021-22 Current year Actual	2021-22 Current year Projected actual	2022-23 Future year Budget
PARKS						
10-70-1100	SALARIES/WAGES - FULL TIME	202,815.16	196,990.00	162,249.99	196,990.00	238,596.00
Budget notes:						
	10% Assistant Public Works Director's Salary					
10-70-1110	SICK LEAVE PAID	1,642.40	169.00	169.00	169.00	196.00
10-70-1150	OVERTIME WAGES	3,968.46	9,000.00	2,745.71	4,701.00	9,000.00
10-70-1200	SALARIES/WAGES - TEMPORARY	.00	.00	.00	.00	.00
Budget notes:						
	2 people x 40 hours/week 29 weeks (April 15 - October 31)					
10-70-1300	EMPLOYEE BENEFITS	96,439.07	108,114.00	76,012.34	103,136.00	115,762.00
10-70-1400	CLOTHING ALLOWANCE	2,043.00	2,700.00	2,214.00	2,530.00	2,700.00
10-70-1500	PERFORMANCE INCENTIVES	2,585.12	1,968.00	2,016.88	1,968.00	2,292.00
10-70-2300	TRAVEL AND TRAINING	230.00	1,500.00	678.00	134.00	1,500.00
10-70-2500	EQUIPMENT & MAINTENANCE	3,678.76	5,600.00	5,038.76	5,600.00	5,900.00
10-70-2600	BUILDINGS & GROUNDS	245.11	1,500.00	77.15	132.00	1,500.00
10-70-2650	SPLASHPAD EXPENSES	4,658.59	10,000.00	4,979.83	8,025.00	10,000.00
10-70-2700	UTILITIES	1,532.50	2,200.00	1,096.13	1,507.00	2,200.00
10-70-2850	MOBILE PHONE	1,482.00	2,200.00	1,404.00	1,872.00	2,200.00
10-70-2900	FUEL	7,038.83	7,000.00	5,431.51	6,910.00	9,000.00
10-70-3200	ENGINEERING	.00	1,000.00	.00	.00	1,000.00
10-70-3300	PROFESSIONAL SERVICES	.00	.00	.00	.00	.00
10-70-3700	OTHER PROF & TECHNICAL SERVICE	.00	.00	.00	.00	.00
10-70-4100	INSURANCE	301.81	1,000.00	293.08	491.00	1,000.00
10-70-4150	INSURANCE DEDUCTIBLE	.00	1,000.00	.00	.00	1,000.00
10-70-4200	FERTILIZER AND WEED CONTROL	4,996.14	9,000.00	1,490.61	864.00	11,000.00
Budget notes:						
	Fertilizing twice a year (25% increase in fertilizer and 50% for weed spray)					
10-70-4300	GRAFITTI REMOVAL	.00	1,000.00	.00	.00	1,000.00
10-70-4500	SPECIAL DEPARTMENT EXPENSES	20,849.03	21,000.00	18,148.33	21,000.00	24,000.00
Budget notes:						
	Mulch $2,500					
	Portable Restroom $2,000					
10-70-4600	MISCELLANEOUS	1,096.11	2,800.00	993.79	1,412.00	2,800.00
10-70-4750	COVID-19 EXPENDITURES	4,068.00	.00	.00	.00	.00
10-70-5010	RAMP GRANT EXPENDITURES	.00	21,228.00	.00	.00	21,228.00
Budget notes:						
	RAMP Population Grant Expenditures					
10-70-5600	INFO TECHNOLOGY PAYMENTS	900.00	1,044.00	696.00	1,044.00	1,044.00
10-70-5700	MOTOR POOL PAYMENTS	23,892.00	38,964.00	25,976.00	38,964.00	62,160.00
10-70-6100	EQUIPMENT RENTAL	633.00	1,000.00	.00	.00	1,000.00
10-70-6200	CAPITAL OUTLAY	6,588.79	24,550.00	3,951.29	6,000.00	41,300.00
Budget notes:						
	Fibar $3,300					
	Tree removal $4,000					
	Playground Parts $7,500 Aerator $8,000 Small aerator split between park and RDA $3,500					
Total PARKS:		391,683.88	472,527.00	315,662.40	403,449.00	569,378.00

Account Number	Account Title	2020-21 Prior year Actual	2021-22 Current year Budget	2021-22 Current year Actual	2021-22 Current year Projected actual	2022-23 Future year Budget
COMMUNITY SERVICES						
10-71-1100	SALARIES/WAGES - FULL TIME	127,191.03	131,041.00	102,760.96	131,041.00	153,922.00
10-71-1150	OVERTIME WAGES	27.04	.00	.00	.00	.00
10-71-1200	SALARIES/WAGES - PART TIME	157,849.34	187,922.00	146,101.22	88,870.00	190,682.00
10-71-1300	EMPLOYEE BENEFITS	82,629.26	88,870.00	71,517.25	97,295.00	96,140.00
10-71-1500	PERFORMANCE INCENTIVES	2,771.21	2,944.00	2,699.05	2,944.00	3,108.00
10-71-2100	SUBSCRIPTIONS AND MEMBERSHIPS	361.34	520.00	2,744.64	2,745.00	600.00
10-71-2300	TRAVEL AND TRAINING	361.14	2,950.00	2,117.88	1,909.00	3,100.00
10-71-2400	OFFICE SUPPLIES	1,190.33	800.00	577.81	584.00	900.00
10-71-2500	EQUIPMENT & MAINTENANCE	7,805.75	10,000.00	5,285.51	7,914.00	10,000.00
10-71-2600	BLDGS AND GROUNDS MAINT.	9,229.13	23,000.00	5,458.83	4,718.00	20,000.00
10-71-2700	UTILITIES	10,200.16	16,500.00	11,916.85	13,319.00	16,500.00
10-71-2800	TELEPHONE	2,352.26	2,800.00	1,812.03	2,417.00	2,800.00
10-71-2900	FUEL	397.04	400.00	88.50	152.00	500.00
10-71-3000	COMMUNITY ACTIVITIES	.00	.00	.00	.00	.00
10-71-3010	OLD GLORY DAYS	14,698.55	19,000.00	5,670.19	19,000.00	21,500.00
10-71-3011	FIREWORKS	17,435.00	18,000.00	8,500.00	18,000.00	21,600.00
10-71-3020	CHRISTMAS DECOR & EQUIP	390.30	500.00	1,209.17	1,210.00	1,000.00
10-71-3030	COUNTY FAIR	13.03	.00	.00	.00	.00
10-71-3040	SPECIAL EVENTS & PROJECTS	.00	.00	.00	.00	.00
10-71-3100	SENIOR CITIZENS ACTIVITIES	.00	.00	.00	.00	.00
10-71-3110	PROGRAMS	282.47	750.00	464.84	797.00	600.00
10-71-3120	OPERATIONS/MATERIALS/SUPP	1,471.27	4,000.00	4,089.99	4,100.00	4,000.00
10-71-3121	SENIOR LUNCH	26,834.69	52,500.00	24,253.26	30,278.00	45,000.00
10-71-3130	EQUIPMENT	733.36	500.00	.00	.00	500.00
10-71-3150	ANNUAL MAINTENANCE (SENIOR CE)	.00	5,000.00	4,608.00	5,000.00	6,000.00
10-71-3200	ADULT ACTIVITIES	.00	.00	.00	.00	.00
10-71-3230	SOCCER	1,025.16	1,000.00	181.40	311.00	1,500.00
10-71-3231	BASKETBALL	830.75	.00	1,269.00	1,778.00	.00
10-71-3232	SOFTBALL	.00	.00	.00	.00	.00
10-71-3233	VOLLEYBALL	.00	.00	.00	.00	.00
10-71-3300	YOUTH ACTIVITIES	202.97	800.00	210.56	361.00	500.00
Budget notes:						
Archery						
10-71-3310	INTRAMURALS	803.62	3,500.00	2,387.01	3,500.00	3,500.00
10-71-3320	CRAFTS & SKILLS	1,605.80	2,000.00	105.56	181.00	2,000.00
10-71-3330	CONTRACT CLASS EXPENDITURES	167.00	4,000.00	180.00	309.00	3,000.00
10-71-3331	BASKETBALL	7,807.75	6,500.00	9,165.75	9,167.75	8,000.00
10-71-3332	BASEBALL/SOFTBALL	3,054.06	5,500.00	717.45	1,230.00	4,500.00
10-71-3333	FLAG FOOTBALL	53.50	1,500.00	1,474.92	1,500.00	1,500.00
10-71-3340	PARTNERS IN EDUCATION	.00	.00	.00	.00	.00
10-71-3350	YOUTH COMMITTEE	1,324.59	3,500.00	1,270.50	1,387.00	3,000.00
10-71-4100	INSURANCE	52.87	200.00	52.87	91.00	200.00
10-71-4500	SPECIAL DEPARTMENT EXPENSES	2,293.80	2,400.00	105.50	181.00	6,100.00
10-71-4560	PUBLIC COMMUNICATIONS	13,243.15	14,000.00	9,959.14	13,254.00	14,000.00
10-71-4600	MISCELLANEOUS	11,885.44	10,000.00	8,914.45	10,000.00	11,000.00
10-71-4700	ROY AQUATIC CENTER & COMPLEX	5,969.40	17,000.00	13,259.30	16,000.00	15,000.00
Budget notes:						
Roy City Complex passes and Aquatic Center Nights (Tentatively 10 Nights)						
10-71-4750	COVID-19 EXPENDITURES	3,674.89	.00	.00	.00	.00
10-71-5000	GRANT EXPENDITURES	24,703.88	.00	245.01	.00	10,000.00
Budget notes:						
CTC GRANT(S)						
10-71-5600	INFO TECHNOLOGY PAYMENTS	1,932.00	2,010.00	1,344.00	2,010.00	2,046.00
10-71-5700	MOTOR POOL PAYMENTS	1,296.00	1,296.00	864.00	1,296.00	1,296.00
10-71-7400	CAPITAL OUTLAY	.00	.00	.00	.00	.00

Account Number	Account Title	2020-21 Prior year Actual	2021-22 Current year Budget	2021-22 Current year Actual	2021-22 Current year Projected actual	2022-23 Future year Budget
	Total COMMUNITY SERVICES:	546,150.33	643,203.00	453,582.40	494,849.75	685,594.00
	GENERAL FUND Revenue Total:	12,245,570.56	13,885,578.00	8,228,042.20	13,066,523.71	13,986,928.00
	GENERAL FUND Expenditure Total:	10,064,447.17	13,885,578.00	6,817,377.80	9,351,114.17	13,986,928.00
	Net Total GENERAL FUND:	2,181,123.39	.00	1,410,664.40	3,715,409.54	.00

Account Number	Account Title	2020-21 Prior year Actual	2021-22 Current year Budget	2021-22 Current year Actual	2021-22 Current year Projected actual	2022-23 Future year Budget
RDA GENERAL FUND						
Source: 36						
21-36-1000	INTEREST	7,177.04	21,000.00	2,572.91	4,411.00	11,600.00
Total Source: 36:		7,177.04	21,000.00	2,572.91	4,411.00	11,600.00
RDA REVENUE						
21-39-2000	RIVERDALE ROAD TAX INCREMENT	.00	.00	.00	.00	.00
21-39-2050	RIVERDALE ROAD INTEREST	.00	.00	.00	.00	.00
21-39-2500	RIVERDALE ROAD REDEMPTIONS	.00	.00	.00	.00	.00
21-39-3000	1050 WEST RDA TAX INCREMENT	.00	.00	.00	.00	.00
21-39-3050	1050 WEST INTEREST	.00	.00	.00	.00	.00
21-39-3500	1050 WEST REDEMPTIONS	.00	.00	.00	.00	.00
21-39-4000	WEBER RIVER RDA TAX INCREMENT	.00	.00	.00	.00	.00
21-39-4050	WEBER RIVER INTEREST	.00	.00	.00	.00	.00
21-39-4500	WEBER RIVER REDEMPTIONS	.00	.00	.00	.00	.00
21-39-5050	HOUSING INTEREST	.00	.00	.00	.00	.00
21-39-6000	LOAN INTEREST	.00	.00	.00	.00	.00
21-39-7000	SR FACILITY-TENANT RENTS	.00	.00	.00	.00	.00
21-39-7100	SR FACILITY-MTG ROOM RENTS	.00	.00	.00	.00	.00
21-39-7200	SR FACILITY-MISC REVENUE	.00	.00	.00	.00	.00
21-39-9000	SUNDRY REVENUES	.00	.00	.00	.00	.00
21-39-9100	USE OF FUND BALANCE	.00	7,750.00	.00	.00	17,150.00
21-39-9200	TRANSFERS FROM 550 W.	17,401.79	15,000.00	16,187.37	27,750.00	15,000.00
Budget notes: 5% of tax increment revenue from 550 West Project Area						
21-39-9900	SR FACILITY FINANCING CAPITAL	.00	.00	.00	.00	.00
Total RDA REVENUE:		17,401.79	22,750.00	16,187.37	27,750.00	32,150.00

Account Number	Account Title	2020-21 Prior year Actual	2021-22 Current year Budget	2021-22 Current year Actual	2021-22 Current year Projected actual	2022-23 Future year Budget
RDA EXPENSES						
21-40-1100	SALARIES & WAGES	.00	.00	.00	.00	.00
21-40-1300	EMPLOYEE BENEFITS	.00	.00	.00	.00	.00
21-40-1500	PERFORMANCE INCENTIVES	.00	5,000.00	.00	.00	5,000.00
21-40-2000	BUSINESS & ECONOMIC DEVELOPM	.00	5,000.00	.00	.00	5,000.00
Budget notes:						
Activities, meetings, etc.						
21-40-2100	SUBSCRIPTIONS AND MEMBERSHIPS	600.00	500.00	450.00	771.00	500.00
Budget notes:						
RDA Assocation						
NAHRO						
21-40-2200	PUBLIC NOTICES	.00	500.00	.00	.00	500.00
21-40-2300	TRAVEL & TRAINING	105.23	750.00	.00	.00	750.00
21-40-2400	OFFICE SUPPLIES	.00	100.00	.00	.00	100.00
21-40-3300	ATTORNEY SERVICES	4,832.50	3,000.00	18,659.25	20,000.00	3,000.00
21-40-3400	PROFESSIONAL SERVICES	30,285.16	20,000.00	5,200.00	8,914.00	20,000.00
Budget notes:						
Sewer Study						
21-40-4100	INSURANCE	.00	1,700.00	.00	.00	1,700.00
21-40-4600	MISCELLANEOUS	60.40	5,000.00	26.89	45.00	5,000.00
21-40-4710	RIVERDALE ROAD INCR. PAYMENTS	.00	.00	.00	.00	.00
21-40-4730	WEBER RIVER INCREMENT PAYMENT	.00	.00	.00	.00	.00
21-40-4900	SENIOR FACILITY FURNISHINGS	.00	.00	.00	.00	.00
21-40-5000	SENIOR FACILITY CAPITAL COSTS	.00	.00	.00	.00	.00
21-40-5100	LAND	.00	.00	.00	.00	.00
21-40-5200	BUILDINGS	.00	.00	.00	.00	.00
21-40-5300	IMPROVEMENTS-RIVERDALE RD ARE	.00	.00	.00	.00	.00
21-40-5500	IMPROVEMENTS-WEBER RIVER ARE	.00	.00	.00	.00	.00
21-40-5550	WEST BENCH AREA	.00	.00	.00	.00	.00
21-40-5560	550 WEST AREA	.00	.00	.00	.00	.00
21-40-5600	INCREASE IN RESERVE ACCOUNTS	.00	2,200.00	.00	.00	2,200.00
21-40-5700	NOT USED	.00	.00	.00	.00	.00
21-40-7000	SR FACILITY-MGMT,ADMIN, OPERAT	.00	.00	.00	.00	.00
21-40-7100	SR FACILITY-UTILITIES	.00	.00	.00	.00	.00
21-40-7200	SR FACILITY-MAINTENANCE	.00	.00	.00	.00	.00
21-40-7300	SR FACILITY-MISC. SUPPLIES	.00	.00	.00	.00	.00
21-40-7400	SR FACILITY-DEBT SVC EXTERNAL	.00	.00	.00	.00	.00
21-40-7500	SR FACILITY-DEBT SVC INTERNAL	.00	.00	.00	.00	.00
21-40-8000	AMORTIZATION EXPENSE	.00	.00	.00	.00	.00
Total RDA EXPENSES:		35,883.29	43,750.00	24,336.14	29,730.00	43,750.00
RDA GENERAL FUND Revenue Total:		24,578.83	43,750.00	18,760.28	32,161.00	43,750.00
RDA GENERAL FUND Expenditure Total:		35,883.29	43,750.00	24,336.14	29,730.00	43,750.00
Net Total RDA GENERAL FUND:		11,304.46-	.00	5,575.86-	2,431.00	.00

Account Number	Account Title	2020-21 Prior year Actual	2021-22 Current year Budget	2021-22 Current year Actual	2021-22 Current year Projected actual	2022-23 Future year Budget
RIVERDALE ROAD RDA FUND						
TAX REVENUE						
22-31-1000	TAX INCREMENT	.00	.00	.00	.00	.00
Budget notes:						
	RDA Increment Expired					
22-31-1100	INCREMENT TRANSFERRED	.00	.00	.00	.00	.00
Budget notes:						
	20% to Housing Fund					
22-31-2000	REDEMPTIONS	.00	.00	.00	.00	.00
Total TAX REVENUE:		.00	.00	.00	.00	.00
MISCELLANEOUS REVENUE						
22-36-1000	INTEREST	.00	.00	.00	.00	.00
22-36-4000	SALE OF ASSETS	.00	.00	.00	.00	.00
22-36-8100	TRANSFER FROM OTHER FUNDS	.00	.00	.00	.00	.00
22-36-9100	USE OF FUND BALANCE	.00	150,000.00	.00	.00	150,000.00
Total MISCELLANEOUS REVENUE:		.00	150,000.00	.00	.00	150,000.00

Account Number	Account Title	2020-21 Prior year Actual	2021-22 Current year Budget	2021-22 Current year Actual	2021-22 Current year Projected actual	2022-23 Future year Budget
EXPENDITURES						
22-40-3400	PROFESSIONAL SERVICES	65,537.65	50,000.00	4,791.10	8,213.00	50,000.00
22-40-5300	INCREMENT PAYMENTS	.00	.00	.00	.00	.00
22-40-5400	IMPROVEMENTS	.00	100,000.00	399,523.18	400,000.00	100,000.00
Budget notes:						
	Project area development improvements					
22-40-5500	LAND	.00	.00	.00	.00	.00
22-40-8200	INTERFUND LOAN TO HOUSING RDA	.00	.00	.00	.00	.00
22-40-9000	INCREASE IN RESERVES	.00	.00	.00	.00	.00
Total EXPENDITURES:		65,537.65	150,000.00	404,314.28	408,213.00	150,000.00
RIVERDALE ROAD RDA FUND Revenue Total:		.00	150,000.00	.00	.00	150,000.00
RIVERDALE ROAD RDA FUND Expenditure Total:		65,537.65	150,000.00	404,314.28	408,213.00	150,000.00
Net Total RIVERDALE ROAD RDA FUND:		65,537.65-	.00	404,314.28-	408,213.00-	.00

Account Number	Account Title	2020-21 Prior year Actual	2021-22 Current year Budget	2021-22 Current year Actual	2021-22 Current year Projected actual	2022-23 Future year Budget
1050 WEST RDA FUND						
TAX REVENUE						
23-31-1000	TAX INCREMENT	216,440.94	.00	.00	.00	.00
23-31-1100	INCREMENT TRANSFERRED	220,518.79-	.00	.00	.00	.00
Budget notes:	To Senior Facility Fund THIS RDA AREA HAS EXPIRED					
23-31-2000	REDEMPTIONS	.00	.00	.00	.00	.00
Total TAX REVENUE:		4,077.85-	.00	.00	.00	.00
MISCELLANEOUS REVENUE						
23-36-1000	INTEREST	.00	.00	.00	.00	.00
Total MISCELLANEOUS REVENUE:		.00	.00	.00	.00	.00

Account Number	Account Title	2020-21 Prior year Actual	2021-22 Current year Budget	2021-22 Current year Actual	2021-22 Current year Projected actual	2022-23 Future year Budget
EXPENDITURES						
23-40-3300	ATTORNEY SERVICES	.00	.00	.00	.00	.00
23-40-3400	PROFESSIONAL SERVICES	.00	.00	.00	.00	.00
23-40-3500	ADMINISTRATIVE EXPENSES	.00	.00	.00	.00	.00
23-40-5300	INCREMENT PAYMENTS	.00	.00	.00	.00	.00
23-40-5400	IMPROVEMENTS	.00	.00	.00	.00	.00
Budget notes:						
	500 West housing acquisition (to pioneer development in the 550 W. project area and also enhance the prospects of this city-owned 8 acres at 550 West project area.					
23-40-5500	LAND	.00	.00	.00	.00	.00
23-40-9000	INCREASE IN RESERVES	.00	.00	.00	.00	.00
Total EXPENDITURES:		.00	.00	.00	.00	.00
1050 WEST RDA FUND Revenue Total:		4,077.85-	.00	.00	.00	.00
1050 WEST RDA FUND Expenditure Total:		.00	.00	.00	.00	.00
Net Total 1050 WEST RDA FUND:		4,077.85-	.00	.00	.00	.00

Account Number	Account Title	2020-21 Prior year Actual	2021-22 Current year Budget	2021-22 Current year Actual	2021-22 Current year Projected actual	2022-23 Future year Budget
WEBER RIVER RDA FUND						
TAX REVENUE						
24-31-1000	TAX INCREMENT	.00	.00	.00	.00	.00
24-31-1100	INCREMENT TRANSFERRED	.00	.00	.00	.00	.00
24-31-2000	REDEMPTIONS	.00	.00	.00	.00	.00
24-31-9100	USE OF FUND BALANCE	.00	.00	.00	.00	.00
Total TAX REVENUE:		.00	.00	.00	.00	.00
MISCELLANEOUS REVENUE						
24-36-1000	INTEREST	.00	.00	.00	.00	.00
Total MISCELLANEOUS REVENUE:		.00	.00	.00	.00	.00

Account Number	Account Title	2020-21 Prior year Actual	2021-22 Current year Budget	2021-22 Current year Actual	2021-22 Current year Projected actual	2022-23 Future year Budget
EXPENDITURES						
24-40-3300	ATTORNEY SERVICES	.00	.00	.00	.00	.00
24-40-3400	PROFESSIONAL SERVICES	.00	.00	.00	.00	.00
24-40-3500	ADMINISTRATIVE EXPENSES	.00	.00	.00	.00	.00
24-40-5300	INCREMENT PAYMENTS	.00	.00	.00	.00	.00
24-40-5400	IMPROVEMENTS	.00	.00	.00	.00	.00
24-40-5500	LAND	.00	.00	.00	.00	.00
24-40-9000	INCREASE IN RESERVES	.00	.00	.00	.00	.00
Total EXPENDITURES:		.00	.00	.00	.00	.00
WEBER RIVER RDA FUND Revenue Total:		.00	.00	.00	.00	.00
WEBER RIVER RDA FUND Expenditure Total:		.00	.00	.00	.00	.00
Net Total WEBER RIVER RDA FUND:		.00	.00	.00	.00	.00

Account Number	Account Title	2020-21 Prior year Actual	2021-22 Current year Budget	2021-22 Current year Actual	2021-22 Current year Projected actual	2022-23 Future year Budget
550 WEST RDA FUND						
TAX REVENUE						
25-31-1000	TAX INCREMENT	347,166.27	300,000.00	323,747.43	325,000.00	300,000.00
25-31-1100	INCREMENT TRANSFERRED	87,008.94-	75,000.00-	80,936.86-	85,000.00-	75,000.00-
Budget notes:						
	20% Housing from 550 W. ($60,000) to Statutory Housing RDA Fund					
	5% Administration Fee from 550 W ($15,000) to General RDA Fund					
25-31-2000	REDEMPTIONS	.00	.00	.00	.00	.00
Total TAX REVENUE:		260,157.33	225,000.00	242,810.57	240,000.00	225,000.00
MISCELLANEOUS REVENUE						
25-36-1000	INTEREST	.00	.00	.00	.00	.00
25-36-2000	USE OF FUND BALANCE	.00	45,000.00	.00	.00	32,500.00
Total MISCELLANEOUS REVENUE:		.00	45,000.00	.00	.00	32,500.00

Account Number	Account Title	2020-21 Prior year Actual	2021-22 Current year Budget	2021-22 Current year Actual	2021-22 Current year Projected actual	2022-23 Future year Budget
EXPENDITURES						
25-40-3300	ATTORNEY SERVICES	.00	2,500.00	.00	.00	2,500.00
25-40-3400	PROFESSIONAL SERVICES	.00	5,000.00	.00	.00	5,000.00
25-40-3500	ADMINISTRATIVE EXPENSES	.00	.00	.00	.00	.00
25-40-4110	PROPERTY TAX EXPENDITURE	.00	.00	.00	.00	.00
25-40-5300	INCREMENT PAYMENTS	187,803.00	210,000.00	.00	.00	210,000.00
Budget notes:						
	Riverdale Center IV, LLC $210,000					
25-40-5400	IMPROVEMENTS	.00	40,000.00	.00	.00	40,000.00
Budget notes:						
	550 W. Improvment Projects					
25-40-5500	LAND	.00	.00	133,174.39	133,174.39	.00
Budget notes:						
	Property purchased by non-Statutory Housing in 550 W. RDA area:					
	Parcel #06-030-0012, September 2010, House/Land $137,584.14					
	Parcel #06-030-0012, September 2010, retirement of gas line $300					
	Parcel #06-030-0012, October 2010, asbestos inspection, $721.25					
	Parcel #06-030-0012, October 2010, asbestos removal, $550					
	Parcel #06-030-0012, October 2010, demolish house, stumps, asphalt $6,650					
	Parcel #06-030-0006, March 2015, Cruz property $180,270					
	Property purchased by Statutory Housing in 550 W. RDA area:					
	Bingham Property, Parcel # 06-030-0007, August 2013, House/Land $150,290					
	Bingham Property, Parcel # 06-030-0007, January 2014, Asbestos removal from house $3,349					
	Bingham Property, Parcel # 06-030-0007, January 2014, Tree removal, site clearing $7,100					
	Jensen Property, Parcel # 06-030-0011, February 2014, House/Land $170,236					
	Mann Property, Parcel #060300010, March 2014, House/Land $125,421					
	Property purchased by Capital Projects (Riverdale City) in 550 W. RDA area:					
	Parcel #06-029-0002,06-029-0003, 06-028-0004, 06-028-0006 , December2009, $214,266.32					
25-40-9000	INCREASE IN RESERVES	.00	12,500.00	.00	.00	.00
Total EXPENDITURES:		187,803.00	270,000.00	133,174.39	133,174.39	257,500.00
550 WEST RDA FUND Revenue Total:		260,157.33	270,000.00	242,810.57	240,000.00	257,500.00
550 WEST RDA FUND Expenditure Total:		187,803.00	270,000.00	133,174.39	133,174.39	257,500.00
Net Total 550 WEST RDA FUND:		72,354.33	.00	109,636.18	106,825.61	.00

Account Number	Account Title	2020-21 Prior year Actual	2021-22 Current year Budget	2021-22 Current year Actual	2021-22 Current year Projected actual	2022-23 Future year Budget
WEST BENCH RDA FUND						
TAX REVENUE						
26-31-1000	TAX INCREMENT	.00	.00	.00	.00	.00
26-31-2000	REDEMPTIONS	.00	.00	.00	.00	.00
Total TAX REVENUE:		.00	.00	.00	.00	.00
MISCELLANEOUS REVENUE						
26-36-1000	INTEREST	.00	.00	.00	.00	.00
26-36-2000	USE OF FUND BALANCE	.00	.00	.00	.00	.00
26-36-9000	SUNDRY REVENUES	.00	.00	144.76	248.00	.00
Total MISCELLANEOUS REVENUE:		.00	.00	144.76	248.00	.00

Account Number	Account Title	2020-21 Prior year Actual	2021-22 Current year Budget	2021-22 Current year Actual	2021-22 Current year Projected actual	2022-23 Future year Budget
EXPENDITURES						
26-40-3300	ATTORNEY SERVICES	.00	.00	.00	.00	.00
26-40-3400	PROFESSIONAL SERVICES	.00	.00	.00	.00	.00
26-40-3500	ADMINISTRATIVE EXPENSES	.00	.00	.00	.00	.00
26-40-4600	MISCELLANEOUS	.00	.00	.00	.00	.00
26-40-5300	INCREMENT PAYMENTS	.00	.00	.00	.00	.00
26-40-5400	IMPROVEMENTS	.00	.00	.00	.00	.00
26-40-5500	LAND	215,345.00	.00	.00	.00	.00
26-40-9000	INCREASE IN RESERVES	.00	.00	.00	.00	.00
Total EXPENDITURES:		215,345.00	.00	.00	.00	.00
WEST BENCH RDA FUND Revenue Total:		.00	.00	144.76	248.00	.00
WEST BENCH RDA FUND Expenditure Total:		215,345.00	.00	.00	.00	.00
Net Total WEST BENCH RDA FUND:		215,345.00-	.00	144.76	248.00	.00

Account Number	Account Title	2020-21 Prior year Actual	2021-22 Current year Budget	2021-22 Current year Actual	2021-22 Current year Projected actual	2022-23 Future year Budget
STATUTORY HOUSING FUND						
TAX REVENUE						
28-31-1000	TAX INCREMENT - TRANSFERRED	69,607.15	60,000.00	64,749.49	67,000.00	60,000.00
Budget notes:						
	From 550 West Project Area tax increment 20%					
Total TAX REVENUE:		69,607.15	60,000.00	64,749.49	67,000.00	60,000.00
MISCELLANEOUS REVENUE						
28-36-1000	INTEREST	2,020.42	2,400.00	938.52	1,609.00	1,300.00
28-36-4000	SALE OF FIXED ASSETS	.00	.00	.00	.00	.00
28-36-8050	HOUSE RENT	.00	.00	.00	.00	.00
28-36-9000	SUNDRY REVENUE	.00	.00	.00	.00	.00
28-36-9100	USE OF FUND BALANCE	.00	.00	.00	.00	.00
Budget notes:						
	Property purchased by Statutory Housing in 550 W. RDA area:					
	Bingham Property, Parcel # 06-030-0007, August 2013, House/Land $150,290					
	Bingham Property, Parcel # 06-030-0007, January 2014, Asbestos removal from house $3,349					
	Bingham Property, Parcel # 06-030-0007, January 2014, Tree removal, site clearing $7,100					
	Jensen Property, Parcel # 06-030-0011, February 2014, House/Land $170,236					
	Mann Property, Parcel #060300010, March 2014, House/Land $125,421					
Total MISCELLANEOUS REVENUE:		2,020.42	2,400.00	938.52	1,609.00	1,300.00

Account Number	Account Title	2020-21 Prior year Actual	2021-22 Current year Budget	2021-22 Current year Actual	2021-22 Current year Projected actual	2022-23 Future year Budget
EXPENDITURES						
28-40-3300	ATTORNEY SERVICES	.00	.00	.00	.00	.00
28-40-3400	PROFESSIONAL SERVICES	.00	.00	.00	.00	.00
28-40-3500	ADMINISTRATIVE EXPENSES	.00	1,000.00	.00	.00	1,000.00
28-40-4100	INSURANCE	.00	1,000.00	.00	.00	1,000.00
28-40-4510	RENTAL RELATED EXPENSES	.00	1,000.00	.00	.00	1,000.00
28-40-5400	IMPROVEMENTS	.00	25,000.00	.00	.00	25,000.00
28-40-5500	LAND	.00	.00	.00	.00	.00
28-40-9000	INCREASE IN RESERVES	.00	34,400.00	.00	.00	33,300.00
Total EXPENDITURES:		.00	62,400.00	.00	.00	61,300.00
STATUTORY HOUSING FUND Revenue Total:		71,627.57	62,400.00	65,688.01	68,609.00	61,300.00
STATUTORY HOUSING FUND Expenditure Total:		.00	62,400.00	.00	.00	61,300.00
Net Total STATUTORY HOUSING FUND:		71,627.57	.00	65,688.01	68,609.00	.00

Account Number	Account Title	2020-21 Prior year Actual	2021-22 Current year Budget	2021-22 Current year Actual	2021-22 Current year Projected actual	2022-23 Future year Budget
HOUSING RDA FUND						
TAX REVENUE						
29-31-1000	TAX INCREMENT - TRANSFERRED	.00	.00	.00	.00	.00
Budget notes:						
	Transfer 20% from Riverdale Road Project Area - Increment Expired					
29-31-1100	550 W. TAX INCR, TRANSFERRED	.00	.00	.00	.00	.00
Total TAX REVENUE:		.00	.00	.00	.00	.00
Source: 34						
29-34-8050	HOUSE RENTAL	.00	.00	.00	.00	.00
Total Source: 34:		.00	.00	.00	.00	.00
MISCELLANEOUS REVENUE						
29-36-1000	INTEREST	3,575.81	6,000.00	1,588.71	2,724.00	3,200.00
29-36-1100	LOAN INTEREST	1,812.82	3,500.00	865.92	1,197.00	3,500.00
29-36-2000	USE OF FUND BALANCE	.00	.00	.00	.00	.00
Budget notes:						
	Property purchased by non-Statutory Housing in West Bench RDA area:					
	FY2007 - purchase 2 homes West Bench project area (Golden Bingham & Don Gibby) $519,110.36 approximately 5 acres					
	Property purchased by non-Statutory Housing in 550 W. RDA area:					
	Parcel #06-030-0012, September 2010, House/Land $137,584.14					
	Parcel #06-030-0012, September 2010, retirement of gas line $300					
	Parcel #06-030-0012, October 2010, asbestos inspection, $721.25					
	Parcel #06-030-0012, October 2010, asbestos removal, $550					
	Parcel #06-030-0012, October 2010, demolish house, stumps, asphalt $6,650					
	Parcel #06-030-0006, March 2015, Cruz property $180,270					
29-36-4000	SALE OF ASSETS	.00	.00	.00	.00	.00
29-36-8100	TRANSFER FROM OTHER FUNDS	.00	.00	.00	.00	.00
29-36-8200	INTERFUND LOAN PROCEEDS	.00	.00	.00	.00	.00
29-36-9000	SUNDRY REVENUE	.00	.00	.00	.00	.00
29-36-9100	USE OF FUND BALANCE	.00	30,500.00	.00	.00	48,300.00
Total MISCELLANEOUS REVENUE:		5,388.63	40,000.00	2,454.63	3,921.00	55,000.00

Account Number	Account Title	2020-21 Prior year Actual	2021-22 Current year Budget	2021-22 Current year Actual	2021-22 Current year Projected actual	2022-23 Future year Budget
EXPENDITURES						
29-40-1100	SALARIES & WAGES	.00	.00	.00	.00	.00
29-40-1300	BENEFITS	.00	.00	.00	.00	.00
29-40-2300	TRAVEL AND TRAINING	.00	.00	.00	.00	.00
29-40-3300	ATTORNEY SERVICES	.00	5,000.00	.00	.00	5,000.00
29-40-3400	PROFESSIONAL SERVICES	.00	10,000.00	.00	.00	10,000.00
29-40-3500	ADMINISTRATIVE EXPENSES	.00	.00	.00	.00	.00
29-40-4600	MISCELLANEOUS	533.34	25,000.00	327.78	423.00	40,000.00
29-40-4700	LOAN FORGIVENESS PURCH ASSIST	.00	.00	.00	.00	.00
29-40-5500	LAND	.00	.00	.00	.00	.00
29-40-8100	TRANSFER TO OTHER FUND	.00	.00	.00	.00	.00
29-40-9000	INCREASE IN RESERVES	.00	.00	.00	.00	.00
Total EXPENDITURES:		533.34	40,000.00	327.78	423.00	55,000.00
HOUSING RDA FUND Revenue Total:		5,388.63	40,000.00	2,454.63	3,921.00	55,000.00
HOUSING RDA FUND Expenditure Total:		533.34	40,000.00	327.78	423.00	55,000.00
Net Total HOUSING RDA FUND:		4,855.29	.00	2,126.85	3,498.00	.00

Account Number	Account Title	2020-21 Prior year Actual	2021-22 Current year Budget	2021-22 Current year Actual	2021-22 Current year Projected actual	2022-23 Future year Budget
SENIOR FACILITY RDA FUND						
TAX REVENUE						
30-31-1000	TAX INCREMENT - TRANSFERRED	220,518.79	.00	.00	.00	.00
30-31-2000	REDEMPTIONS	.00	.00	.00	.00	.00
Total TAX REVENUE:		220,518.79	.00	.00	.00	.00
CHARGES FOR SERVICES						
30-34-8000	TENANT RENTS	150,358.00	157,500.00	118,057.00	155,028.00	173,250.00
Budget notes:						
10% Rent Increase						
30-34-8050	HOUSE RENT	.00	.00	.00	.00	.00
30-34-8100	MEETING ROOM RENTS	.00	.00	.00	.00	.00
Total CHARGES FOR SERVICES:		150,358.00	157,500.00	118,057.00	155,028.00	173,250.00
MISCELLANEOUS REVENUE						
30-36-1000	INTEREST	7,997.58	12,500.00	3,590.48	6,155.00	7,000.00
30-36-9000	SUNDRY REVENUES	.00	.00	300.00	257.00	.00
30-36-9100	USE OF FUND BALANCE	.00	123,500.00	.00	.00	235,750.00
30-36-9900	FINANCING CAPITAL	.00	.00	.00	.00	.00
Total MISCELLANEOUS REVENUE:		7,997.58	136,000.00	3,890.48	6,412.00	242,750.00
Source: 38						
30-38-1000	CONTRIBUTIONS FROM OTHER FUND	.00	.00	.00	.00	.00
Total Source: 38:		.00	.00	.00	.00	.00

Account Number	Account Title	2020-21 Prior year Actual	2021-22 Current year Budget	2021-22 Current year Actual	2021-22 Current year Projected actual	2022-23 Future year Budget
EXPENDITURES						
30-40-1200	SALARIES/WAGES - PART TIME	10,988.43	16,000.00	8,297.51	11,529.00	.00
Budget notes:						
	Includes:					
	Senior Housing Resident Manager					
30-40-1300	EMPLOYEE BENEFITS	9,422.24	2,000.00	217.48	335.00	.00
30-40-2500	EQUIPMENT/MAINTENANCE	6,426.86	25,000.00	172.84	296.00	25,000.00
30-40-2700	UTILITIES	30,629.83	42,000.00	26,344.62	35,277.00	42,000.00
30-40-2800	TELEPHONE	429.00	500.00	156.00	201.00	500.00
30-40-3300	ATTORNEY SERVICES	.00	.00	.00	.00	.00
30-40-3400	PROFESSIONAL SERVICES	.00	15,000.00	.00	.00	25,000.00
30-40-3500	ADMINISTRATIVE EXPENSES	.00	.00	.00	.00	.00
30-40-4100	INSURANCE	4,546.65	6,500.00	4,546.65	7,794.00	6,500.00
Budget notes:						
	Property Insurance					
30-40-4110	PROPERTY TAXES	12,707.70	13,500.00	12,657.09	13,000.00	14,000.00
30-40-4510	MGMT, ADMIN, OPERATIONS	59,870.50	85,000.00	38,374.93	58,067.00	100,000.00
Budget notes:						
	Other Admin/Oper $20,000					
	General Fund reimbursement for services					
	Bldgs & Grounds, Custodial Services $45,000					
30-40-4600	MISCELLANEOUS	.00	3,000.00	.00	.00	3,000.00
30-40-5000	CAPITAL COSTS	.00	85,000.00	.00	50,000.00	200,000.00
Budget notes:						
	Various Other Repairs/Improvements Generator$150,000; Blinds (common areas) $10,000					
30-40-7400	DEBT SERVICE EXTERNAL	.00	.00	.00	.00	.00
30-40-8100	TRANSFER TO OTHER FUNDS	.00	.00	.00	.00	.00
30-40-9000	INCREASE IN RESERVES	.00	.00	.00	.00	.00
Total EXPENDITURES:		135,021.21	293,500.00	90,767.12	176,499.00	416,000.00
SENIOR FACILITY RDA FUND Revenue Total:		378,874.37	293,500.00	121,947.48	161,440.00	416,000.00
SENIOR FACILITY RDA FUND Expenditure Total:		135,021.21	293,500.00	90,767.12	176,499.00	416,000.00
Net Total SENIOR FACILITY RDA FUND:		243,853.16	.00	31,180.36	15,059.00-	.00

Account Number	Account Title	2020-21 Prior year Actual	2021-22 Current year Budget	2021-22 Current year Actual	2021-22 Current year Projected actual	2022-23 Future year Budget
CAPITAL PROJECTS FUND						
CAPITAL PROJECTS REVENUE						
45-38-1200	PROCEEDS FROM BOND ISSUE	.00	.00	.00	.00	.00
45-38-1300	GENERAL FUND TRANSFER	802,767.98	.00	.00	.00	1,500,000.00
45-38-1400	TRANSFER FROM OTHER FUNDS	.00	1,200,000.00	.00	.00	.00
45-38-2000	USE OF FUND BALANCE	.00	246,500.00	.00	.00	605,500.00
45-38-6100	INTEREST ALLOCATION	23,612.02	39,500.00	11,186.27	19,176.00	21,500.00
45-38-7800	GRANTS/DONATIONS	.00	.00	.00	.00	.00
Total CAPITAL PROJECTS REVENUE:		826,380.00	1,486,000.00	11,186.27	19,176.00	2,127,000.00

Account Number	Account Title	2020-21 Prior year Actual	2021-22 Current year Budget	2021-22 Current year Actual	2021-22 Current year Projected actual	2022-23 Future year Budget
CAPITAL PROJECTS EXPENDITURES						
45-47-4810	TRANSFER TO OTHER FUNDS	.00	.00	.00	.00	.00
45-47-7000	CIVIC CENTER	22,910.00	15,000.00	.00	.00	15,000.00
Budget notes:						
	Civic Center Misc Repairs					
45-47-7100	POLICE STATION	19,304.70	150,000.00	95,311.10	150,000.00	20,000.00
Budget notes:						
	Possible radio encryption					
45-47-7200	FIRE STATION	9,195.00	40,000.00	39,704.00	40,000.00	96,000.00
Budget notes:						
	NEW EQUIPMENT AND STORAGE BUILIDNG IMPROVEMENTS					
45-47-7300	COMMUNITY CENTER	.00	6,000.00	.00	.00	61,000.00
Budget notes:						
	FURNANCE AND GYM FLOOR SANDING AND REPAINTING					
45-47-7350	SENIOR CENTER/SENIOR HOUSING	.00	10,000.00	.00	.00	55,000.00
Budget notes:						
	APPLIANCES $30,000; CHAIRS $25,0000 (SENIOR BOARD CONTRIBUTE $10,000)					
45-47-7400	MISC. PROJECTS	1,688.39	5,000.00	1,650.00	2,829.00	100,000.00
Budget notes:						
	Geological Hillside Movements					
45-47-7800	BUILDINGS/CONSTRUCTION	.00	.00	.00	.00	.00
45-47-7900	BUILDINGS/RENOVATION & REMODEL	.00	.00	.00	.00	.00
45-47-8000	STREET INFRASTRUCTURE & SYSTE	.00	.00	.00	.00	.00
45-47-8010	ROAD PROJECTS - CLASS C	.00	.00	.00	.00	.00
45-47-8100	PARKS AND TRAILS	53,483.20	.00	.00	.00	220,000.00
Budget notes:						
	PLAYGROUND EQUIPMENT @ LOWER RIVERDALE PARK					
45-47-8200	EQUIPMENT	71,517.13	60,000.00	12,032.00	50,000.00	60,000.00
Budget notes:						
	WIFI Tower Park and Trails Camera Systems $50,000					
45-47-8300	LAND ACQUISITION	35.39	.00	.00	.00	.00
Budget notes:						
	Property purchased by Capital Projects (Riverdale City) in 550 W. RDA area:					
	Parcel #06-029-0002, 06-029-0003, 06-028-0004, 06-028-0006, December 2009 $214,266.32 Parcel #08-112-0014 - January 2020 $239,920.44					
45-47-8500	TRANSFER TO OTHER FUNDS	.00	.00	.00	.00	.00
45-47-9000	INCREASE IN RESERVES	.00	1,200,000.00	.00	.00	1,500,000.00
Budget notes:						
	Offset to tentative transfer from GF					
	Total CAPITAL PROJECTS EXPENDITURES:	178,133.81	1,486,000.00	148,697.10	242,829.00	2,127,000.00
	CAPITAL PROJECTS FUND Revenue Total:	826,380.00	1,486,000.00	11,186.27	19,176.00	2,127,000.00
	CAPITAL PROJECTS FUND Expenditure Total:	178,133.81	1,486,000.00	148,697.10	242,829.00	2,127,000.00
	Net Total CAPITAL PROJECTS FUND:	648,246.19	.00	137,510.83-	223,653.00-	.00

Account Number	Account Title	2020-21 Prior year Actual	2021-22 Current year Budget	2021-22 Current year Actual	2021-22 Current year Projected actual	2022-23 Future year Budget
WATER FUND						
WATER - INTEREST REVENUE						
51-36-1000	INTEREST REVENUE	16,724.61	22,800.00	7,539.79	12,925.00	12,500.00
51-36-2000	CONTRIB FROM RETAINED EARNING	.00	.00	.00	.00	.00
Total WATER - INTEREST REVENUE:		16,724.61	22,800.00	7,539.79	12,925.00	12,500.00
WATER REVENUE						
51-37-1000	WATER SALES	1,291,066.74	1,250,000.00	757,481.50	1,101,763.00	1,300,000.00
Budget notes:						
	PROPOSED 40% FEE INCREASE					
51-37-2000	CONNECTION FEES - WATER	9,400.00	4,000.00	2,200.00	3,771.00	4,000.00
51-37-3000	MISCELLANEOUS - WATER	14,939.10	20,000.00	3,061.72	5,163.00	20,000.00
51-37-3400	LATE FEES	12,660.00	16,000.00	13,965.00	18,977.00	16,000.00
51-37-3500	RECONNECT FEES	5,825.00	7,500.00	4,250.00	5,186.00	7,500.00
51-37-4000	GRANTS	.00	.00	.00	.00	.00
Total WATER REVENUE:		1,333,890.84	1,297,500.00	780,958.22	1,134,860.00	1,347,500.00
WATER - OTHER SOURCES						
51-39-1000	ALLOCATION FROM GARBAGE DEPT	.00	.00	.00	.00	.00
51-39-2000	ALLOCATION FROM SEWER DEPT.	.00	.00	.00	.00	.00
51-39-3000	TRANSFER FROM OTHER FUNDS	.00	.00	.00	.00	.00
51-39-3500	CONTRIBUTIONS FROM DEVELOPER	.00	.00	.00	.00	.00
51-39-4000	CONTRIBUTION FROM GENERAL FUN	.00	.00	.00	.00	.00
51-39-5000	PROCEEDS FROM LOAN	.00	.00	.00	.00	.00
Total WATER - OTHER SOURCES:		.00	.00	.00	.00	.00

Account Number	Account Title	2020-21 Prior year Actual	2021-22 Current year Budget	2021-22 Current year Actual	2021-22 Current year Projected actual	2022-23 Future year Budget
WATER EXPENSES						
51-40-1100	SALARIES/WAGES - FULL TIME	151,076.19	167,526.00	140,047.29	167,526.00	206,602.00
Budget notes:						
	Utility Billing Clerk's wages allocated: 34% Water, 33% Sewer, 33% Storm Water					
51-40-1110	SICK LEAVE PAID	.00	338.00	338.00	338.00	392.00
51-40-1150	OVERTIME WAGES	798.28	3,500.00	2,165.41	3,404.00	3,500.00
51-40-1200	SALARIES/WAGES - PART TIME	.00	.00	.00	.00	.00
51-40-1300	EMPLOYEE BENEFITS	62,591.23	92,482.00	57,745.56	78,429.00	91,715.00
51-40-1400	CLOTHING ALLOWANCE	1,656.00	1,620.00	1,728.00	1,975.00	1,620.00
51-40-1500	PERFORMANCE INCENTIVES	1,388.09	1,672.00	1,872.75	1,872.75	1,983.00
51-40-2100	SUBSCRIPTIONS AND MEMBERSHIPS	1,474.94	1,600.00	1,388.94	2,381.00	1,600.00
51-40-2200	BAD DEBT	8,093.17-	3,000.00	.00	.00	3,000.00
51-40-2300	TRAVEL AND TRAINING	867.85	3,000.00	750.00	729.00	3,000.00
51-40-2400	OFFICE SUPPLIES	370.82	3,000.00	322.57	430.00	3,000.00
Budget notes:						
	Includes $900 for utility bills, $750 envlopes, $600 for printer cartridges					
51-40-2500	EQUIPMENT	.00	3,800.00	1,390.99	2,385.00	3,800.00
51-40-2600	BUILDING AND GROUNDS	767.94	5,000.00	554.93	951.00	5,000.00
51-40-2700	UTILITIES	2,580.84	3,500.00	1,948.39	2,291.00	3,500.00
51-40-2800	WEBER BASIN WATER	306,426.08	600,000.00	307,648.71	527,058.00	600,000.00
51-40-2850	MOBILE PHONE	3,812.99	3,200.00	2,790.16	3,698.00	3,700.00
51-40-2900	FUEL	2,550.99	5,500.00	2,578.78	3,648.00	6,750.00
51-40-3000	POWER FOR PUMPING	77,237.86	90,000.00	73,703.42	90,000.00	95,000.00
51-40-3100	SPECIAL TESTING	4,671.00	5,300.00	2,635.00	4,147.00	5,300.00
Budget notes:						
	Includes $600 for large meter testing and $4,400 for other water tests					
51-40-3200	ENGINEERING	9,405.35	20,000.00	2,134.27	3,337.00	15,000.00
51-40-3300	PROFESSIONAL SERVICES	.00	4,000.00	.00	.00	.00
51-40-3500	WATER STOCK ASSESSMENTS	12,693.72	12,000.00	8,000.00	8,000.00	13,000.00
51-40-3600	BLUE STAKES	1,840.25	2,000.00	893.70	1,277.00	2,000.00
51-40-3700	OTHER PROF & TECHNICAL SERVICE	.00	.00	.00	.00	.00
51-40-4100	INSURANCE	5,048.84	7,000.00	4,924.55	8,409.00	7,000.00
Budget notes:						
	Insurance on tanks					
51-40-4500	SPECIAL DEPARTMENT EXPENSES	27,088.51	37,900.00	36,521.81	37,000.00	60,000.00
Budget notes:						
	Includes: Well Inspection $1,000 Water Meters $20,000 State Fee $2,500 Well Rectifier $2,500 Hydrant $3,500 Locator $7,000 Misc tools $1,000 Neptune $6,000					
51-40-4600	MISCELLANEOUS	4,369.51	3,700.00	4,260.00	4,260.00	4,000.00
Budget notes:						
	Personal Protective Equipment $700					
51-40-4700	EMERGENCY MANAGEMENT	193.51	500.00	.00	.00	500.00
Budget notes:						
	Emergency Preparedness $500					
51-40-4750	COVID-19 EXPENDITURES	.00	.00	.00	.00	.00
51-40-4800	POSTAGE	12,621.35	12,000.00	8,603.82	11,247.00	13,000.00
51-40-5300	DEPRECIATION EXPENSE	245,757.00	260,000.00	173,336.00	260,004.00	260,000.00
51-40-5600	INFO TECHNOLOGY PAYMENTS	1,236.00	1,512.00	1,008.00	1,512.00	6,392.00
51-40-5700	MOTOR POOL PAYMENTS	.00	.00	.00	.00	.00
51-40-6100	EQUIPMENT RENTAL & LEASE	.00	2,500.00	.00	.00	2,500.00

Account Number	Account Title	2020-21 Prior year Actual	2021-22 Current year Budget	2021-22 Current year Actual	2021-22 Current year Projected actual	2022-23 Future year Budget
51-40-6200	CAPITAL PROJECTS	21,540.62	1,037,000.00	334,561.12	491,835.00	440,000.00
	Budget notes:					
	SCADA Upgrade $30,000 Waterline Replacement $350,000 Truck Buy Back Program $50,000 Shop Bathroom Remodel $10,000					
51-40-6300	WATER STOCK PURCHASE	4,800.00	50,000.00	.00	.00	50,000.00
	Budget notes:					
	Additional Water Stock/Shares Purchase $50,000					
	Total WATER EXPENSES:	956,772.59	2,444,150.00	1,173,852.17	1,718,143.75	1,912,854.00
	WATER FUND Revenue Total:	1,350,615.45	1,320,300.00	788,498.01	1,147,785.00	1,360,000.00
	WATER FUND Expenditure Total:	956,772.59	2,444,150.00	1,173,852.17	1,718,143.75	1,912,854.00
	Net Total WATER FUND:	393,842.86	1,123,850.00-	385,354.16-	570,358.75-	552,854.00-

Account Number	Account Title	2020-21 Prior year Actual	2021-22 Current year Budget	2021-22 Current year Actual	2021-22 Current year Projected actual	2022-23 Future year Budget
SEWER FUND						
SEWER REVENUE						
52-38-1000	SEWER SERVICE CHARGES	1,189,042.83	1,175,000.00	904,800.39	1,202,553.00	1,175,000.00
Budget notes:						
	CWSD 11.33% increase passed on to customers					
52-38-2000	SEWER IMPACT FEES	8,882.83	.00	3,737.63	6,407.00	.00
52-38-2050	SEWER IMPACT FEE INTEREST	.00	.00	.00	.00	.00
52-38-3000	MISCELLANEOUS SEWER	.00	.00	.00	.00	.00
52-38-3500	CONTRIBUTIONS FROM DEVELOPER	.00	.00	.00	.00	.00
52-38-6100	INTEREST REVENUE	10,384.05	26,500.00	4,582.97	7,857.00	14,600.00
52-38-8900	PROCEEDS FROM LOAN	.00	.00	.00	.00	.00
52-38-9000	SEWER CONNECTION FEE	18,150.00	10,000.00	3,350.00	5,743.00	10,000.00
Total SEWER REVENUE:		1,226,459.71	1,211,500.00	916,470.99	1,222,560.00	1,199,600.00

Account Number	Account Title	2020-21 Prior year Actual	2021-22 Current year Budget	2021-22 Current year Actual	2021-22 Current year Projected actual	2022-23 Future year Budget
SEWER EXPENSES						
52-50-1100	SALARIES/WAGES - FULL TIME	108,541.56	124,269.00	99,565.81	124,269.00	139,359.00
Budget notes:						
	Includes 15% Public Works Director Salary 20% Assistant Public Works Director Salary					
52-50-1110	SICK LEAVE PAID	1,670.14	2,075.00	2,105.20	2,106.00	2,227.00
52-50-1150	OVERTIME WAGES	1,697.51	3,200.00	1,070.53	1,824.00	3,200.00
52-50-1300	EMPLOYEE BENEFITS	39,595.53	57,112.00	43,707.97	57,112.00	61,014.00
52-50-1400	CLOTHING ALLOWANCE	576.00	540.00	648.00	741.00	540.00
52-50-1500	PERFORMANCE INCENTIVES	1,138.27	1,235.00	1,426.83	1,427.00	1,332.00
52-50-2000	CENTRAL WEBER SEWER DISTRICT	623,174.00	680,000.00	468,300.00	535,200.00	705,000.00
Budget notes:						
	CWSD 11.33% increase in rates					
52-50-2100	EPA PRE-TREATMENT	9,044.00	10,000.00	9,289.00	9,289.00	10,000.00
52-50-2300	TRAVEL AND TRAINING	50.00	1,000.00	.00	.00	1,000.00
52-50-2500	EQUIPMENT	2,629.24	4,000.00	580.03	.00	3,500.00
52-50-2600	BUILDINGS & GROUNDS	.00	4,000.00	344.25	.00	4,000.00
52-50-2700	UTILITIES	.00	.00	.00	.00	.00
52-50-2800	TELEPHONE	.00	.00	.00	.00	.00
52-50-2850	MOBILE PHONE	622.44	700.00	466.83	622.00	750.00
52-50-2900	FUEL	2,449.87	3,000.00	2,071.62	2,561.00	4,000.00
52-50-3000	POWER FOR PUMPING	.00	.00	.00	.00	.00
52-50-3200	ENGINEERING	468.75	25,000.00	455.50	.00	25,000.00
52-50-3300	PROFESSIONAL SERVICES	39,566.88	120,000.00	46,257.97	29,520.00	120,000.00
Budget notes:						
	Includes camera work on three year rotation					
52-50-3700	INSPECTION SERVICES	.00	.00	.00	.00	.00
52-50-4100	INSURANCE	509.78	4,000.00	530.55	874.00	4,000.00
52-50-4500	SPECIAL DEPARTMENT EXPENSES	2,297.66	6,000.00	254.57	436.00	6,000.00
52-50-4600	MISCELLANEOUS	385.26	1,500.00	131.38	46.00	1,500.00
Budget notes:						
	Personal Protective Equipment $250					
52-50-4700	EMERGENCY MANAGEMENT	.00	500.00	.00	.00	500.00
Budget notes:						
	Emergency preparedness $500					
52-50-5300	DEPRECIATION EXPENSE	139,518.00	145,000.00	96,664.00	144,996.00	145,000.00
52-50-5500	INSURANCE DEDUCTIBLE	.00	4,000.00	.00	.00	4,000.00
52-50-5600	INFO TECHNOLOGY PAYMENTS	156.00	156.00	104.00	156.00	5,300.00
52-50-5700	MOTOR POOL PAYMENTS	11,592.00	20,868.00	13,912.00	20,868.00	20,868.00
52-50-5800	TRANSFER TO WATER FUND	.00	.00	.00	.00	.00
52-50-6100	EQUIPMENT RENTAL	.00	.00	.00	.00	.00
52-50-6200	CAPITAL PROJECTS	.00	507,000.00	378,150.08	500,000.00	300,000.00
Budget notes:						
	Sewer Line Replacement $300,000					
52-50-7400	SEWER BOND PAYMENTS	.00	.00	.00	.00	.00
52-50-7900	SEWER IMPACT EXPENSE	.00	.00	.00	.00	.00
	Total SEWER EXPENSES:	985,682.89	1,725,155.00	1,166,036.12	1,432,047.00	1,568,090.00
	SEWER FUND Revenue Total:	1,226,459.71	1,211,500.00	916,470.99	1,222,560.00	1,199,600.00
	SEWER FUND Expenditure Total:	985,682.89	1,725,155.00	1,166,036.12	1,432,047.00	1,568,090.00
	Net Total SEWER FUND:	240,776.82	513,655.00-	249,565.13-	209,487.00-	368,490.00-

Account Number	Account Title	2020-21 Prior year Actual	2021-22 Current year Budget	2021-22 Current year Actual	2021-22 Current year Projected actual	2022-23 Future year Budget
STORM WATER FUND						
STORM WATER REVENUE						
53-39-1000	STORM WATER FEES	229,119.37	230,000.00	172,761.79	230,182.00	230,000.00
Budget notes:						
No proposed increase						
53-39-3000	TRANSFER FROM OTHER FUNDS	.00	.00	.00	.00	.00
53-39-3100	MISCELLANEOUS REVENUE	.00	.00	.00	.00	.00
53-39-3500	CONTRIBUTIONS FROM DEVELOPER	.00	.00	.00	.00	.00
53-39-6100	INTEREST REVENUE	6,944.63	14,500.00	2,992.61	5,130.00	8,000.00
Total STORM WATER REVENUE:		236,064.00	244,500.00	175,754.40	235,312.00	238,000.00

Account Number	Account Title	2020-21 Prior year Actual	2021-22 Current year Budget	2021-22 Current year Actual	2021-22 Current year Projected actual	2022-23 Future year Budget
STORM WATER EXPENSES						
53-60-1100	SALARIES/WAGES - FULL TIME	82,445.54	95,520.00	76,788.58	95,520.00	109,865.00
Budget notes:						
	Includes 45% Public Works Director Salary 20% Assistant Public Works Director Salary					
53-60-1110	SICK LEAVE PAID	1,160.82	1,530.00	1,529.60	1,529.60	1,690.00
53-60-1150	OVERTIME WAGES	187.86	700.00	145.78	239.00	700.00
53-60-1300	EMPLOYEE BENEFITS	21,711.23	35,544.00	27,458.04	37,621.00	39,231.00
53-60-1400	CLOTHING ALLOWANCE	36.00	.00	108.00	123.00	.00
53-60-1500	PERFORMANCE INCENTIVES	847.27	952.00	1,098.46	1,098.46	1,053.00
53-60-2500	EQUIPMENT	80.41	2,000.00	.00	.00	2,000.00
53-60-2800	TELEPHONE	.00	.00	.00	.00	.00
53-60-2850	MOBILE PHONE	154.44	250.00	115.83	154.00	250.00
53-60-2900	FUEL	718.69	2,000.00	92.07	158.00	2,000.00
53-60-3200	ENGINEERING	2,944.44	15,000.00	6,905.67	11,611.00	15,000.00
53-60-3300	PROFESSIONAL SERVICES	14,883.45	50,000.00	8,160.00	13,989.00	50,000.00
Budget notes:						
	Street Sweeping $25,000					
53-60-3700	INSPECTION SERVICES	.00	.00	.00	.00	.00
53-60-4100	INSURANCE	144.06	2,500.00	167.68	247.00	2,500.00
53-60-4500	SPECIAL DEPARTMENT EXPENSES	10,895.00	15,000.00	6,135.48	8,444.00	15,500.00
Budget notes:						
	Coalition Costs $2,500					
53-60-4600	MISCELLANEOUS	.00	2,000.00	.00	.00	2,000.00
53-60-4700	EMERGENCY MANAGEMENT	.00	500.00	.00	.00	500.00
Budget notes:						
	Emergency preparedness $500					
53-60-5300	DEPRECIATION EXPENSE	72,090.00	75,000.00	50,000.00	75,000.00	75,000.00
53-60-5600	INFO TECHNOLOGY PAYMENTS	.00	.00	.00	.00	5,000.00
53-60-5700	MOTOR POOL PAYMENTS	7,104.00	7,104.00	4,736.00	7,104.00	5,820.00
53-60-6100	EQUIPMENT RENTAL & LEASE	.00	5,000.00	.00	.00	5,000.00
53-60-6200	CAPITAL OUTLAY	26,954.00	522,000.00	72,222.67	500,000.00	315,000.00
Budget notes:						
	Storm Water Improvements $250,000 Manhole collars $15,000 Truck Buyback Program $50,000					
	Total STORM WATER EXPENSES:	242,357.21	832,600.00	255,663.86	752,838.06	648,109.00
	STORM WATER FUND Revenue Total:	236,064.00	244,500.00	175,754.40	235,312.00	238,000.00
	STORM WATER FUND Expenditure Total:	242,357.21	832,600.00	255,663.86	752,838.06	648,109.00
	Net Total STORM WATER FUND:	6,293.21-	588,100.00-	79,909.46-	517,526.06-	410,109.00-

Account Number	Account Title	2020-21 Prior year Actual	2021-22 Current year Budget	2021-22 Current year Actual	2021-22 Current year Projected actual	2022-23 Future year Budget
GARBAGE FUND						
GARBAGE REVENUE						
55-39-1000	GARBAGE COLLECTION	408,406.08	394,000.00	309,740.95	412,269.00	429,000.00
Budget notes:						
	9% Proposed Rate Increase					
55-39-3000	MISCELLANEOUS - GARBAGE REVEN	.00	.00	15,000.00	25,714.00	.00
55-39-4000	CONTRIB. FROM GENERAL FUND	.00	.00	.00	.00	.00
55-39-6100	INTEREST REVENUE	1,719.09	3,500.00	738.11	1,265.00	2,000.00
Total GARBAGE REVENUE:		410,125.17	397,500.00	325,479.06	439,248.00	431,000.00

Account Number	Account Title	2020-21 Prior year Actual	2021-22 Current year Budget	2021-22 Current year Actual	2021-22 Current year Projected actual	2022-23 Future year Budget
GARBAGE EXPENSES						
55-60-1100	SALARIES/WAGES - FULL TIME	20,539.84	30,823.00	25,080.13	30,823.00	37,179.00
Budget notes:						
	10% of Public Works Director's Wages 20% Assistant Public Works Director Salary					
55-60-1110	SICK LEAVE PAID	257.96	586.00	602.80	603.00	680.00
55-60-1150	OVERTIME WAGES	187.82	700.00	145.78	239.00	700.00
55-60-1300	EMPLOYEE BENEFITS	5,041.04	11,573.00	9,040.12	11,500.00	13,282.00
55-60-1400	CLOTHING ALLOWANCE	36.00	.00	108.00	123.00	150.00
55-60-1500	PERFORMANCE INCENTIVES	150.22	305.00	365.88	366.00	354.00
55-60-2500	EQUIPMENT	.00	1,100.00	.00	.00	1,100.00
55-60-2900	FUEL	1,106.48	2,500.00	1,198.11	1,386.00	2,500.00
55-60-3200	GARBAGE HAULER	362,416.19	363,500.00	250,471.66	321,260.00	405,000.00
Budget notes:						
	Hauler and Transfer Station Increase					
55-60-3300	WEBER COUNTY LANDFILL	.00	.00	.00	.00	.00
55-60-4100	INSURANCE	70.25	1,000.00	70.25	120.00	1,000.00
55-60-4500	SPECIAL DEPARTMENT EXPENSES	22,749.66	30,000.00	24,826.59	30,000.00	40,000.00
55-60-4600	MISCELLANEOUS	7.70	5,000.00	.00	.00	5,000.00
55-60-4700	EMERGENCY MANAGEMENT	1,120.00	1,500.00	.00	.00	1,500.00
55-60-5600	INFO TECHNOLOGY PAYMENTS	.00	.00	.00	.00	5,000.00
55-60-5700	MOTOR POOL PAYMENTS	.00	.00	.00	.00	.00
	Total GARBAGE EXPENSES:	413,683.16	448,587.00	311,909.32	396,420.00	513,445.00
	GARBAGE FUND Revenue Total:	410,125.17	397,500.00	325,479.06	439,248.00	431,000.00
	GARBAGE FUND Expenditure Total:	413,683.16	448,587.00	311,909.32	396,420.00	513,445.00
	Net Total GARBAGE FUND:	3,557.99-	51,087.00-	13,569.74	42,828.00	82,445.00-

Account Number	Account Title	2020-21 Prior year Actual	2021-22 Current year Budget	2021-22 Current year Actual	2021-22 Current year Projected actual	2022-23 Future year Budget
MOTOR POOL FUND						
MOTOR POOL REVENUE						
61-37-1000	WATER	.00	.00	.00	.00	.00
61-37-1300	GENERAL FUND	.00	.00	.00	.00	.00
61-37-1400	LEASE REVENUE	338,112.00	383,688.00	255,792.00	383,688.00	403,428.00
61-37-1500	NONLEASE REVENUE	.00	.00	.00	.00	.00
61-37-3000	SEWER	.00	.00	.00	.00	.00
61-37-4000	FIRE DEPARTMENT	.00	.00	.00	.00	.00
61-37-5000	POLICE DEPARTMENT	.00	.00	.00	.00	.00
61-37-6000	STREETS	.00	.00	.00	.00	.00
61-37-6100	ALLOCATION OF INTEREST	9,644.06	22,000.00	4,439.70	7,611.00	12,050.00
61-37-7000	PARKS	.00	.00	.00	.00	.00
61-37-8000	INTERNAL SERVICE	.00	.00	.00	.00	.00
61-37-8100	SALE OF ASSETS	.00	10,000.00	30,500.00	.00	260,000.00
Budget notes: Miscellaneous Vehicle Sales $10,000						
61-37-9000	SUNDRY REVENUES	.00	.00	.00	.00	.00
Total MOTOR POOL REVENUE:		347,756.06	415,688.00	290,731.70	391,299.00	675,478.00
MOTOR POOL - OTHER SOURCES						
61-38-3000	TRANSFERS TO(FROM) OTHER FUND	.00	.00	.00	.00	.00
Total MOTOR POOL - OTHER SOURCES:		.00	.00	.00	.00	.00

Account Number	Account Title	2020-21 Prior year Actual	2021-22 Current year Budget	2021-22 Current year Actual	2021-22 Current year Projected actual	2022-23 Future year Budget
MOTOR POOL EXPENSES						
61-40-1100	SALARIES & WAGES - FULL TIME	.00	.00	.00	.00	.00
61-40-1150	OVERTIME WAGES	.00	.00	.00	.00	.00
61-40-1500	PERFORMANCE INCENTIVES	.00	.00	.00	.00	.00
61-40-2100	SUBSCRIPTIONS AND MEMBERSHIPS	.00	.00	.00	.00	.00
61-40-2300	TRAVEL AND TRAINING	.00	.00	.00	.00	.00
61-40-2400	OFFICE SUPPLIES	.00	.00	.00	.00	.00
61-40-2500	EQUIPMENT MAINTENANCE	4,520.76	7,000.00	3,930.53	4,430.00	7,000.00
61-40-2700	UTILITIES	6,004.00	6,500.00	5,833.57	5,558.00	6,500.00
61-40-2800	TELEPHONE	.00	.00	.00	.00	.00
61-40-2900	FUEL	.00	.00	.00	.00	.00
61-40-4100	INSURANCE	.00	.00	.00	.00	.00
61-40-4500	SPECIAL DEPARTMENT EXPENSES	1,301.38	7,000.00	306.54	525.00	7,000.00
61-40-4600	MISCELLANEOUS	165.04	250.00	3.19	5.00	250.00
61-40-5300	DEPRECIATION EXPENSE	301,076.04	275,000.00	183,336.00	275,004.00	300,000.00
61-40-6100	LEASE EXPENSE	.00	.00	.00	.00	.00
61-40-6200	CAPITAL EQUIPMENT PURCHASE	.00	355,000.00	65,873.38	110,000.00	750,000.00
	Budget notes:					
	Parks: Chevy 3500HD 4x4 $40,000 Parks: Chevy 2500 HD utility $60,000 Fire: Chief's $50,000 Streets: Freightliner Dump $250,000 (rollover FY2022) Police: Five Unmarked Vehicles $250,000 Community Development: Building Inspector $50,000 Community Development: Fire Insp/Code Enforcement $50,000					
61-40-9000	TRANSFER TO OTHER FUNDS	.00	.00	.00	.00	.00
	Total MOTOR POOL EXPENSES:	313,067.22	650,750.00	259,283.21	395,522.00	1,070,750.00
	MOTOR POOL FUND Revenue Total:	347,756.06	415,688.00	290,731.70	391,299.00	675,478.00
	MOTOR POOL FUND Expenditure Total:	313,067.22	650,750.00	259,283.21	395,522.00	1,070,750.00
	Net Total MOTOR POOL FUND:	34,688.84	235,062.00-	31,448.49	4,223.00-	395,272.00-

Account Number	Account Title	2020-21 Prior year Actual	2021-22 Current year Budget	2021-22 Current year Actual	2021-22 Current year Projected actual	2022-23 Future year Budget
INFORMATION TECH. FUND						
IT REVENUE						
64-37-1300	GENERAL FUND	.00	.00	.00	.00	.00
64-37-1400	LEASE/SUPPORT REVENUE	119,304.00	125,008.00	83,352.00	125,028.00	155,796.00
64-37-1500	NONLEASE REVENUE	.00	.00	.00	.00	.00
64-37-4000	SALES OF ASSETS	.00	500.00	.00	.00	500.00
64-37-4100	ALLOCATION OF INTEREST	997.35	2,000.00	407.13	698.00	1,050.00
64-37-5000	PAYMENTS FROM WATER DEPT	.00	.00	.00	.00	.00
64-37-6000	PAYMENTS FROM SEWER DEPT	.00	.00	.00	.00	.00
64-37-7000	PAYMENTS FROM STORM WATER	.00	.00	.00	.00	.00
64-37-8000	PAYMENTS FROM GARBAGE DEPT	.00	.00	.00	.00	.00
64-37-9000	SUNDRY REVENUE	.00	.00	.00	.00	.00
Total IT REVENUE:		120,301.35	127,508.00	83,759.13	125,726.00	157,346.00
IT - OTHER SOURCES						
64-38-2000	CONTRIB FROM RETAINED EARNING	.00	148,992.00	.00	.00	209,154.00
64-38-3000	PAYMENTS FROM POLICE DEPT	.00	.00	.00	.00	.00
64-38-3100	TRANSFERS TO(FROM) OTHER FUND	.00	.00	.00	.00	.00
Total IT - OTHER SOURCES:		.00	148,992.00	.00	.00	209,154.00

Account Number	Account Title	2020-21 Prior year Actual	2021-22 Current year Budget	2021-22 Current year Actual	2021-22 Current year Projected actual	2022-23 Future year Budget
IT EXPENSES						
64-40-2500	SUPPORT/MAINTENANCE	50,549.04	80,000.00	40,932.18	62,121.00	90,000.00
Budget notes:						
	Includes Caselle Support - $25,000/yr					
	Includes Web site hosting - $600/yr					
	Includes ETS Server Support - $1,275/mo.					
64-40-2800	TELEPHONE	3,540.63	9,000.00	2,749.92	3,659.00	9,000.00
64-40-2900	DATA LINES (T-1, ETC)	.00	.00	.00	.00	.00
64-40-3000	INTERNET AND DATA	11,400.00	12,500.00	8,550.00	11,400.00	12,500.00
64-40-3300	PROFESSIONAL SERVICES	.00	5,000.00	.00	.00	5,000.00
64-40-4500	SPECIAL DEPARTMENT EXPENSES	90.20	25,000.00	314.86	391.00	25,000.00
64-40-4600	MISCELLANEOUS	189.90	.00	.00	.00	.00
64-40-4700	OFFICE 365	16,488.00	20,000.00	11,152.00	14,177.00	20,000.00
64-40-4750	COVID19 EXPENDITURES	.00	.00	.00	.00	.00
64-40-4800	POSTAGE	.00	.00	.00	.00	.00
64-40-5300	DEPRECIATION EXPENSE	62,085.00	80,000.00	53,336.00	80,004.00	80,000.00
64-40-5500	INTEREST EXPENSE	.00	.00	.00	.00	.00
64-40-7400	EQUIPMENT	22,978.60	45,000.00	12,324.00	40,000.00	125,000.00
Budget notes:						
	Police Laptops $80,000 Fire Copier $10,000 Court/Legal Copier $10,000					
	Total IT EXPENSES:	167,321.37	276,500.00	129,358.96	211,752.00	366,500.00
	INFORMATION TECH. FUND Revenue Total:	120,301.35	276,500.00	83,759.13	125,726.00	366,500.00
	INFORMATION TECH. FUND Expenditure Total:	167,321.37	276,500.00	129,358.96	211,752.00	366,500.00
	Net Total INFORMATION TECH. FUND:	47,020.02-	.00	45,599.83-	86,026.00-	.00

Account Number	Account Title	2020-21 Prior year Actual	2021-22 Current year Budget	2021-22 Current year Actual	2021-22 Current year Projected actual	2022-23 Future year Budget
LONG TERM DEBT FUND						
Department: 90						
95-90-1301	GENERAL GOVERNMENT PENSION E	116,887.00-	.00	.00	.00	.00
95-90-1302	PUBLIC SAFETY PENSION EXPENSE	347,646.00-	.00	.00	.00	.00
95-90-1303	PUBLIC WORKS PENSION EXPENSE	12,657.00-	.00	.00	.00	.00
95-90-1304	PARKS & REC PENSION EXPENSE	63,647.00-	.00	.00	.00	.00
95-90-1305	COMMUNITY DEVELOP PENSION EXP	34,877.00-	.00	.00	.00	.00
Total Department: 90:		575,714.00-	.00	.00	.00	.00
LONG TERM DEBT FUND Revenue Total:		.00	.00	.00	.00	.00
LONG TERM DEBT FUND Expenditure Total:		575,714.00-	.00	.00	.00	.00
Net Total LONG TERM DEBT FUND:		575,714.00	.00	.00	.00	.00
Net Grand Totals:		4,113,946.27	2,511,754.00-	356,629.24	1,905,303.34	1,809,170.00-

Report Criteria:
- Budget note year end periods: Current year
- Print Fund Titles
- Page and Total by Fund
- Print Source Titles
- Total by Source
- Print Department Titles
- Page and Total by Department
- All Segments Tested for Total Breaks