



Charter schools have been an integral part of Utah’s educational landscape since 1999. The State Legislature created the State Charter School Board (SCSB) in 2004 as an appointed board dedicated to authorization, oversight, and support of charter schools. It has since become Utah’s largest authorizer and one of the largest authorizers in the nation, with a portfolio of 125 schools. Utah has 12 additional charter schools authorized by 6 school districts and 2 institutions of higher learning.

Only an approved authorizer who promotes, annually reviews, and regularly evaluates school performance may authorize charter schools. Authorizers hold charter schools accountable for their performance in accordance with statutes, administrative rules, and each school’s unique charter agreement. However, they do not govern individual charter schools—each school has its own governing board.

SCSB upholds stringent standards of authorization and oversight to ensure that public funds are used as intended. By maintaining high standards, SCSB ensures the long-term viability of schools and mitigates potential underperformance.

### WHY CHARTER SCHOOLS?

Charter schools are tuition-free public schools open to any Utah student. A public school is defined as a school that is open to the public, funded by the public, and accountable to the public. Charters address the following needs and goals:

- Charter schools offer parents and students additional choices about where students attend school and the school’s curricular emphasis.
- Charter schools allow educators freedom to try new strategies to inspire students and to experiment with innovative ways of educating students.
- Charter schools are held to the same reporting requirements and state accountability as district schools.

#### ANNUAL SCSB PERFORMANCE



97 SITE VISITS



73 TRAININGS PROVIDED



3 APPLICATIONS



313 ISSUES REVIEWED



27 NOTICES OF CONCERN



4 REMEDIAL ACTIONS

# FAST FACTS SY2020-2021

22

YEARS SINCE UTAH’S FIRST CHARTER SCHOOL OPENED

77,786

STUDENTS ENROLLED IN CHARTER SCHOOLS

11.5%

UTAHS K-12 STUDENTS ENROLLED IN A CHARTER SCHOOL

137

CHARTER SCHOOLS ARE IN OPERATION

9

CHARTER SCHOOL AUTHORIZERS IN UTAH

91.2%

CHARTER SCHOOLS AUTHORIZED BY THE SCSB

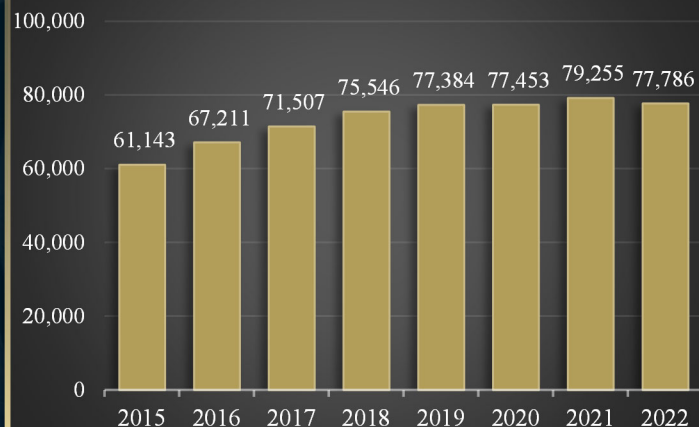
### MISSION

*Advancing choice, innovation, and student success through rigorous authorizing and supportive oversight.*

### VISION

*Every student has access to an excellent education that meets their unique learning needs.*

### CHARTER SCHOOL ENROLLMENT, SY2015 - SY2022





25.9% ECONOMICALLY DISADVANTAGED



14.2% DISABILITY OR SPECIAL NEEDS



8.0% ENGLISH LEARNERS



**33.2%**  
DIVERSE STUDENTS

0.6% NATIVE AMERICAN

1.6% AFRICAN AMERICAN

3.2% ASIAN AMERICAN

22.4% HISPANIC/LATINX

3.9% MULTIPLE RACES

1.5% PACIFIC ISLANDER

### STUDENTS FIRST

Proportionately, Charter Schools serve a higher rate of traditionally underserved student populations including economically disadvantaged students (25.9%), students with disabilities (14.2%) and students who are ethnic or racial minorities (33.2%). They also serve a proportionately higher rate of students not identifying as cisgender. SCSB and its charters schools are committed to upholding public trust by respecting the individuality and dignity of each student and to helping all students lead productive and meaningful lives within our multicultural society.

### CHOICE

From 2002 to 2007, charter school models focused on core knowledge. In addition, direct instruction, classical education and leadership have likewise become mainstays (35%). Since 2015, SCSB has substantially diversified its portfolio to include whole child models (8%), such as Montessori and Waldorf, online schools (6%), and other unique models.

### INNOVATION

SCSB encourages quality charter applications that emphasize academic excellence, a sound business model, and show community support. Most crucially, applications must offer an innovative and unique model that provides our students with a competitive education and exceptional experiences.

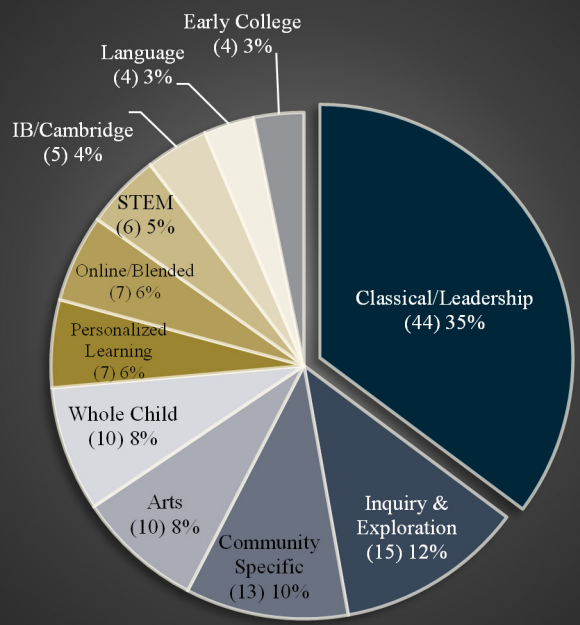
### ACADEMIC EXCELLENCE

All students can be academically successful. Before the COVID-19 pandemic, Charter Schools outperformed projections by 4% with 16 schools in Utah's top 100 schools. Even though COVID-related low test participation rates last year adversely impacted Charter School performance, SCSB has set an ambitious goal of increasing the percentage of Charter Schools in Utah's Top 100 schools beyond pre-pandemic levels by 2026.

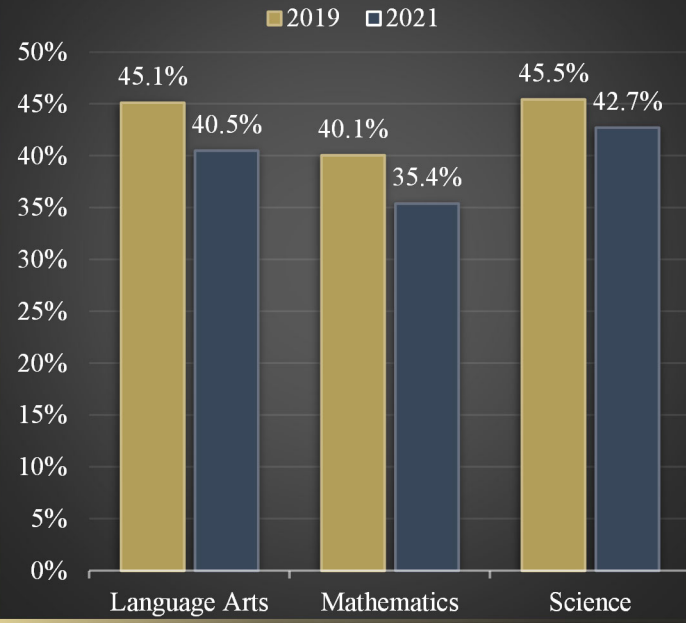
### AUTONOMY & ACCOUNTABILITY

Charter Schools enjoy curricular and mission flexibility to create innovative ways to educate students. However, Charter Schools are accountable to state requirements in addition to their missions, education models, and their plans as agreed upon in their charter agreements. SCSB balances autonomy with accountability by offering schools an accessible and collaborative charter amendment process, enabling course corrections when needed.

### SCSB'S CHARTER SCHOOL TYPES



### RISE TEST STUDENT PROFICIENCY RATE COMPARISON, SY2019 AND SY2021



*Chartered high schools have a higher percentage in the top 10% of all Utah schools than traditional high schools.*

## OUTLINE OF THE 2021 ANNUAL REPORT

1. Fast Facts
2. Table of Contents
3. Foreword by Chair Tonks
4. Introduction
5. Overview
  - i. Overall and SCSB specific
  - b. Charter School Distribution
    - i. Distribution of Charter Schools by Student District of Residence (Map)
  - c. Demographics and Enrollment
6. Charter School Performance
  - Breakdown overall and SCSB specific
  - a. Transfer & Retention Rates (trends)
  - b. Standardized Test Performance (2
    - i. RISE
      1. Participation Rates
      2. Proficiency Rates
    - II. ACADIENCE
  - C. Post-Secondary Readiness
    - I. ASPIRE & ACT
    - ii. Graduation & Dropout Rates
    - iii. Courses (ACCOUNTABILITY)
      1. CTE, AP, CE, and Early College Enrollment
7. SCSB Performance
  - a. Strategic Plan
  - b. Authorization
    - i. New schools
      1. 3-year probation starting 2020
      2. How our goals interact with authorization objectives
      3. Authorization process over time
      4. Types of schools
    - ii. Expansions
    - iii. Satellites
    - iv. Amendments
    - v. Start-up funds
  - c. Support
    - i. Visits
    - ii. Meetings
    - iii. Trainings
      1. Bring back ownership
      2. Fiscally responsible
    - iv. Mentoring
      1. Bringing back ownership
      2. Fiscally responsible

- d. Oversight
  - i. Mini-CSAF graphic
  - ii. Remediation (maybe not a subheading)
    - 1. Complaints & Compliance
      - a. Line for complaint growth
      - b. Resolution rate
      - c. Couched in need for more staff
    - 2. Investigations/R&R
    - 3. Actions
      - a. CSAF actions
      - b. Resolved through remediation
  - iii. OPMA campaign
  - iv. Certifications
    - 1. Governance
    - 2. Academics
  - v. Metrics
    - 1. Financial
    - 2. Enrollment (specific to our schools)
- 8. Meet the Board and staff
  - a. Members of the Utah State Charter School Board
  - b. Utah State Charter School Board Staff
- 9. Appendix
  - a. Charter School Authorizers
    - i. School Directory
  - b. Data Tables (with school trends)
  - c. Annual Enrollment Trends
  - d. Transfer and Retention Rates Trends
  - e. SY2021 RISE Proficiency Rankings (ELA, Math, Science [with n-size])