Tremonton City Corporation
City Council Meeting
September 21, 2021
Meeting to be held at
102 South Tremont Street
Tremonton, Utah

CITY COUNCIL WORKSHOP AGENDA

6:00 p.m.

1. Discussion of methods to provide more information to Tremonton City residents- Councilperson Bret Rhode
2. Discussion of policies on septic tanks in Tremonton City
3. Review of items listed on the 7:00 p.m. agenda
4. ***CLOSED SESSIONS:***
   - ***a. Strategy session to discuss the purchase of real property when public discussion of the transaction would disclose the appraisal or estimated value of the property under consideration or prevent the public body from completing the transaction on the best possible terms; and/or***
   - ***b. Strategy session to discuss the character, professional competence or physical or mental health of an individual; and/or***
   - ***c. Strategy sessions to discuss pending or reasonably imminent litigation; and/or***
   - ***d. Discussions regarding security personnel, devices or systems***

Please note that any agenda item listed on the 6:00 p.m. City Council Workshop may be discussed in the 7:00 p.m. City Council Meeting

CITY COUNCIL MEETING AGENDA
7:00 p.m.

1. Opening Ceremony
2. Introduction of guests
3. Declaration of Conflict of Interest
4. Approval of agenda
5. Approval of minutes – September 7, 2021, September 9, 2021, and September 10, 2021
6. Public comments: This is an opportunity to address the City Council regarding your concerns

or ideas. Please limit your comments to three minutes.

7. Years of Service:
   a. Brian Crockett, Police Sergeant – 25 years

8. Public Hearing(s):

   a. Public hearing to consider adopting Ordinance No. 21-09 adopting an Impact Fee Facilities Plans for a water system; sanitary sewer collection system; storm drain system; and transportation
   b. Public hearing on adopting Ordinance No. 21-10 adopting and enacting impact fee for a water system; sanitary sewer collection system; storm drain system; and transportation
   c. Public hearing to consider adopting the Final Annual Budget entitled "The Tremonton City Annual Implementation Budget 2021-2022 (General Fund, Capital Fund(s), Enterprise Fund(s), and Special Fund(s)", for the period commencing July 1, 2021, and ending June 30, 2022

9. New Council Business:

   a. Discussion and consideration of approving the July Financial Statements
   b. Discussion and consideration of approving the July Warrant Register
   c. Discussion and consideration of adopting Ordinance No. 21-09 adopting an impact fee facilities plans for a water system; sanitary sewer collection system; storm drain system; and transportation
   d. Discussion and consideration of adopting Ordinance No. 21-10 adopting and enacting impact fees for a water system; sanitary sewer collection system; storm drain system; and transportation
   e. Discussion and consideration of adopting Resolution No. 21-38 ratifying the Spring Acres Estates, Phase 7 Subdivision Development Agreement
   f. Discussion and consideration of adopting Resolution No. 21-39 adopting the Final Budget entitled "The Tremonton Annual Implementation Budget 2021-2022 (General Fund, Capital Fund(s), Enterprise Fund(s) and Special Fund(s)" for the period commencing July 1, 2021, and ending June 30, 2022
   g. Discussion and consideration of adopting Resolution No. 21-40 accepting the Rivers Edge Annexation Petition for further consideration under Utah State annexation law. The annexation petition consists of 132.757 acres of real property located north of Main Street, generally between 950 East and State Road 13
   h. Discussion and consideration of appointing Jordan Conrad to the Planning Commission
   i. Discussion and consideration of adopting Resolution No. 21-41 appointing Marc Christensen as the Assistant City Manager
   j. Discussion and consideration of adopting Resolution No. 21-42 appointing Zach LeFevre to serve as the Parks and Recreation Director
   k. Discussion and consideration of ratifying the timing of seasonal water rate due to the early closure of the Bear River Canal System
   l. Discussion and consideration of disposing of a Polaris four-wheeler and a 1990

flatbed truck from the Parks Department.

m. Discussion and consideration of authorizing the Parks Department to purchase a 2022 Polaris Sportsman 850 EPS 4-Wheeler at the State Bid price

10. Calendar Items and Previous Assignment
    a. Review of calendar
    b. Review of past assignment

11. Reports & Comments:
    a. City Manager Reports and Comments
        1. Overview of UTA's progress on acquiring a Front Runner Corridor in southern Box Elder County
        2. Update on Resolution No. 21-35 of providing a written objection, consistent with Utah Code regarding a concept plan for the King & Hancock trucking complex located at 12270 Canal Bank Road in unincorporated Box Elder County
    b. Development Review Committee Report and Comments
    c. City Department Head Reports and Comments
    d. Council Reports and Comments

12. ***CLOSED SESSIONS:***
    a. Strategy session to discuss the purchase of real property when public discussion of the transaction would disclose the appraisal or estimated value of the property under consideration or prevent the public body from completing the transaction on the best possible terms; and/or
    b. Strategy session to discuss the character, professional competence or physical or mental health of an individual; and/or
    c. Strategy sessions to discuss pending or reasonably imminent litigation; and/or
    d. Discussions regarding security personnel, devices or systems

13. Adjournment

Anchor location for Electronic Meeting by Telephone Device. With the adoption of Ordinance No. 13-04, the Council may participate per Electronic Meeting Rules. Please make arrangements in advance.

Persons with disabilities needing special assistance to participate in this meeting should contact Linsey Nessen no later than 48 hours prior to the meeting.

Notice was posted September 17, 2021 a date not less than 24 hours prior to the date and time of the meeting and remained so posted until after said meeting. A copy of the agenda was delivered to The Leader (Newspaper) on September 17, 2021.

_____

Linsey Nessen, CITY RECORDER

TREMONTON CITY CORPORATION
CITY COUNCIL MEETING
SEPTEMBER 7, 2021

Members Present:
Connie Archibald
Lyle Holmgren
Bret Rohde
Rick Seamons
Lyle Vance
Roger Fridal, Mayor
Shawn Warnke, City Manager
Linsey Nessen, City Recorder

CITY COUNCIL WORKSHOP

Mayor Fridal called the September 7, 2021 City Council Workshop to order at 6:00 p.m. The meeting was held in the City Council Meeting Room at 102 South Tremont Street, Tremonton, Utah. Those in attendance were Mayor Fridal, Councilmembers Archibald, Holmgren, Rohde, Seamons, and Vance, City Manager Warnke, and City Recorder Nessen. The following Department Heads were also present: Community Services Director Marc Christensen, Public Works Director Paul Fulgham, and Treasurer Sharri Oyler. Also in attendance was Sergeant Josh Kearl.

1. Presentation and discussion of septic tanks- John Mackey, Division of Water Quality and Mark Reese, Bear River Health Department

   Director Fulgham said we have a policy in place for septic systems within City limits, but I leave it up to the engineer. It is complex on how land can be broken up and how many homes can be built per acre or multi acre per septic system in order to protect the groundwater and neighbors in the future with concentration of septic tanks. We have invited professionals from the Division of Water Quality, the Department of Environmental Quality, and the Bear River Health Department. Manager Warnke clarified that any subdivision developed within the City requires a sewer connection. There is a provision that allows for limited division of lands. Property owners can divide a small portion of their property and not do sewer. This is a compromise for the strict standard we have in exacting all the improvements for an individual who has property and just wants to split it off. Our general requirement is that sewer be extended and all development connects to our utilities.

   Mr. Mackey said the State has a set of rules that govern the standards for septic systems. Residential septic systems are permitted through the local health department. The state permits large systems. Any that serve two or more homes has to be under sponsorship of the State. If a problem occurs the sponsor would resolve it. For a subdivision there are a couple options. Everyone could have their own septic system or be clustered together under a sponsorship. Septic tanks are great and work, but have challenges. We do like sewer connections. They increase property values, prove safety of the system, and will be

taken care of. Septic tanks are for one-acre lots, but that depends on locality. Once someone is on a septic system it is hard to change that. Today the sewer system may be out of reach, but in a couple years that could change. It is really expensive to make that connection. The infrastructure of the septic tank is abandoned and a line is run to the street. You have to tear the yard and road and so it is hard to do after the fact. No one wants to go along with it and now they have to pay a sewer bill. In a growing community, sewer is the right way to go.

Mr. Mackey said an idea to consider is putting in a large system—a community wide system for a development to get the sewers in the street to begin with. A body would supervise that large system. Although you are not in the septic tank business, you have a sewer system and the tools to maintain. You will also start charging the bill on day one and property owners will have sewer service even though it is to a community septic system. Then when you get close enough to connect you can and do not have to tear things up to retrofit the sewer system. These large septic systems are usually temporary until sewer is close enough. This would allow a development to advance with sewer in the ground. Another idea is to set aside land. The developer cannot build on that land until the system is connected. You would hold it until they make the connection and then they would have room for more lots. The Health Department is concerned about having a lot of distributed septic systems when there is sewer nearby. Things that are temporary could become permanent. He explained the soil and lot size requirements for a septic tank, as well as how close they can be to private wells. Councilmember Vance said in a perfect world everyone would hook into the sewer system so we can control the sewage. We want quality and to keep the ground from becoming saturated. Tremonton keeps growing and if we are working with them on septic tanks we could control how and where they put them. This would leave us in control as a City. If Tremonton keeps growing and developers are creating a septic sewage problem around it would be better to work and control the situation with the growth. Councilmember Rohde said I loved this outside thinking and trying to come up with a solution to put in some kind of septic system. We need to find ways to make it work rather than just say no. Councilmember Archibald said the Council is concerned about the cost to community members. If a developer decides to do septic tanks because it is less expensive, but later fails and we have to do something now we have a financial implication and the citizens will pay for it. Our desire is to make sure everyone has a sewer system. It is not only a public health issue it is a financial implication for us to have them change to sewer.

Mr. Mackey said another option is called managed onsite. Through ordinance you can also manage individual onsite systems. There are different models, but the City would take some level of responsibility for the care of those systems. One way you would start is with education and sending information to those who have a septic tank so they take care of it. On the other end you could own the septic tanks on their property. That is impossible to do for existing septic systems because of access and easements, but you could for new development. You would have a role in management of those systems and their care. That is done with a fee to provide the service. You would design access and make it easier to make that connection down the road.

2. Discussion regarding use of American Rescue Plan Act on possible water projects- John Mackey, Division of Water Quality

Manager Warnke said we wondered if there were any new updates to the rules. We want to use our funds for water projects—water source development or secondary water to sure up water resources. The City has an entitlement of $1 million. We have received the first part and the second will come in July 2022. We are not sure what project would be eligible. Mr. Mackey said the Drinking Water SRF does not have eligibility allowances for secondary water, but it does for clean water. Use of these funds need to follow the State revolving fund SRF eligibility requirements. There is a lot of interest in things like secondary water, but it does not always fit those requirements. You need to determine how a conservation project is going to better protect water quality. There are a number of water projects we have identified that are connected to water shed protection. Manager Warnke asked about developing a well and water source. Director Fulgham said developing a water source would be, but acquiring the water rights is not. The water right is the valuable part. We cannot just dig a well without purchasing previous rights and that is not eligible under the SRF. Secondary is not approved under drinking water. Mr. Mackey said with secondary water the issue is in metering. If development of a secondary source is a conversation project then it is one step in the right direction then you have to find the nexus to clean water. By changing the way we use water is there either more water or better water being led somewhere else. Purchasing the rights may not be eligible, but you can build the well or rebuild an irrigation well and pay for it with this ARPA money.

The following items were discussed during the City Council portion of the meeting.

3. Discussion on the adoption of the proposed impact fees for a water system; sanitary sewer collection system; storm drain system; and transportation system

Manager Warnke said we did an Impact Fee Facility Plan and an Impact Fee Analysis, which is required by the State for adoption. That analysis tells us the maximum impact fee we can charge. Other impact fees are still in the process, but we know the Council wants to move forward. We are working on the noticing so these impact fees could be adopted at the next meeting. We are proposing $10,849 for these four impact fees and it is recommended we adopt the maximum. The buy-in cost relates to projects the City has already done and still has capacity. New growth pays their proportionate share for capacity in these projects that have capacity to serve them. For water we bonded $7 million and all that is included within that buy-in. New construction relates to projects that have been identified. Construction projects and capital projects will be underway in the next six to 10 years. The consultant fees, or the cost associated with the creation of the Impact Fee Facility Plan and Impact Fee Analysis, can be included in the impact fee calculation. For sewer there is $402 of excess capacity that a new building permit will buy into the system. The impact fee identifies these capital projects and cost of those. You already have a certain amount of money that is restricted for impact fees so we use those funds to build projects. It is ideal if the City can have no impact fee fund balance with this impact fee analysis otherwise a credit is issued in order to come in compliance

with State Code. For storm drain we have no impact fee balance so there is no reason to give a credit. It is $3,500 per ERU single-family home. Transportation is one we have never done before and a system improvement is what these fees can be used for. We have done some projects on Main Street that have helped create capacity.

Manager Warnke then ran through a list of projects. We plan to develop a new well ($1.5 million). Service Area 4 and 5 are underway. There is also the expansion of Service Area 2 and construction of the pump station. There is the equalization basin on the south side of the interstate. Service Area 9 and the extension of pipes into the existing areas of town. It is important to remember our water can stretch further when we connect people to secondary water (3 to 1). There is a sewer project on Main Street down to the Malad River and upsizing utilities needed on the west side of the City. Several regional storm drain basins were discussed and some included a park. Transportation shows the continuation of BR Mountain Road, the extension of 2000 West to a minor arterial from BR Mountain Road to Main Street. There will be a right turn lane onto 1650 West. There is also the expansion of Rocket Road (80 foot road width). He explained there is no maintenance involved with impact fees it is all for projects that increase capacity.

Councilmember Holmgren asked how these impact fees compare to nearby cities. Manager Warnke was unsure, but said they could look into that. Councilmember Vance said we have been trying to get this information for a year. Have we shorted ourselves $6,500 times the 350 building permits by waiting that long? Manager Warnke said yes and no. We will make up the capacity and are going to get the same amount because we have project costs that are spread over multiple years. Buy-in will continue until we get reimbursed for all of those improvements. There are different variables that play into it, but in the end we should capture all the money we have extended. Councilmember Vance asked if we should set some type of policy that these are being reviewed more often. Manager Warnke said yes, but there are different triggers that would prompt us to review and update those impact fees. If there are any significant changes or a lot of growth pressures we want to look at it again. Within that six to 10 year window we should be looking at it and continue to review and evaluate our impact fee fund balance. Councilmember Vance said we need to consider having another engineering firm. It took so long for this to happen because they are so busy. Would it make more sense to have two engineering firms on the clock so we can move when we need to? Manager Warnke said there is a lot of efficiencies that come with using one engineering firm. They know all the systems and help administrate it. I think they have done a good job. We can continue to work with them on a quicker turnaround. Councilmember Vance said Tremonton is going to keep growing. We need to get Director Marc Christensen involved in some of this stuff and take more pressure off of our City Manager. Manager Warnke said the next stage is to have an in-house engineer, but we are not quite there. Another step would be to have a City Planner. Councilmember Vance said we need to change things up to be more efficient. You are good at what you do, but you cannot do it all.

4. Discussion of methods to provide more information to Tremonton City residents- Councilperson Bret Rhode

Councilmember Rohde asked that this item be put on the next agenda.

5. Review of items listed on the 7:00 p.m. agenda

6. CLOSED SESSIONS: No closed session was held at this time.

- ***a. Strategy session to discuss the purchase of real property when public discussion of the transaction would disclose the appraisal or estimated value of the property under consideration or prevent the public body from completing the transaction on the best possible terms; and/or***
- ***b. Strategy session to discuss the character, professional competence or physical or mental health of an individual; and/or***
- ***c. Strategy sessions to discuss pending or reasonably imminent litigation; and/or***
- ***d. Discussions regarding security personnel, devices or systems***

The meeting adjourned at 6:52 p.m. by consensus of the Council.

CITY COUNCIL MEETING

Mayor Fridal called the September 7, 2021 City Council Meeting to order at 7:00 p.m. The meeting was held in the Tremonton City Council Meeting Room at 102 South Tremont Street, Tremonton, Utah. Those in attendance were Mayor Fridal, Councilmembers Archibald Holmgren, Rohde, Seamons, and Vance, City Manager Warnke, and City Recorder Nessen. The following Department Heads were also present: Community Services Director Marc Christensen, Public Works Director Paul Fulgham, and Treasurer Sharri Oyler. Also in attendance was Sergeant Josh Kearl.

1. Opening Ceremony:

   Mayor Fridal informed the audience that he had received no written or oral request to participate in the Opening Ceremony. He asked anyone who may be offended by listening to a prayer to step out into the lobby for this portion of the meeting. The prayer was offered by Councilmember Vance and the Pledge of Allegiance was led by Councilmember Archibald.

2. Introduction of guests: Mayor Fridal welcomed those in attendance.

3. Declaration of Conflict of Interest: None.

4. Approval of Agenda:

   Motion by Councilmember Vance to approve the agenda of September 7, 2021. Motion seconded by Councilmember Seamons. Vote: Councilmember Archibald - aye, Councilmember Holmgren - aye, Councilmember Rohde - aye, Councilmember Seamons - aye, Councilmember Vance - aye. Motion approved.

5. Approval of minutes – August 17, 2021

Motion by Councilmember Archibald to approve the minutes of August 17, 2021. Motion seconded by Councilmember Holmgren. Vote: Councilmember Archibald - aye, Councilmember Holmgren - aye, Councilmember Rohde - aye, Councilmember Seamons - aye, Councilmember Vance - aye. Motion approved.

6. Public comments: There were no public comments.

7. Employee Years of Service:
   a. Kara Larsen, Assistant Librarian – 30 Years

      Mayor Fridal thanked her for her service.

8. Presentations:
   a. Presentation on the Tremonton Library Ourstorybridge project what it is and why it is important- Debby Carter, Tremonton City Library

      Assistant Librarian Debby Carter said Ourstorybridge is connecting the past to the present and future. We are the first library in Utah to receive this and one of our goals is to capture these stories before our storytellers are gone. Two thirds of our storytellers are over 65 years old. They are telling their stories and have identified people who want to as well. We also want to get our students involved and to be proud of their community. The pandemic has slowed us down a bit, but we have tried to keep our focus. We are going to utilize our teachers and get our students more involved in collecting these stories that are an important part of our history and community. We saw an ad for this in December of 2020 and knew it was something we needed to do. We received a couple grants and in January 2021 we launched our website. We currently have 32 stories. These will help our future generations and drive us closer together. Everyone has a story and we want to hear it. She then let the Council listen to a story by County Commissioner Stan Summers. Librarian Carter said think about what your story is and what you would have to share with us. Councilmember Archibald said thank you for what you are doing, I think this is the best thing ever and it is a priceless effort that will bless so many lives.

9. New Council Business:
   a. Discussion and consideration of adopting June Financial Statements

      Motion by Councilmember Holmgren to adopt the June Financial Statements. Motion seconded by Councilmember Rohde. Vote: Councilmember Archibald - aye, Councilmember Holmgren - aye, Councilmember Rohde - aye, Councilmember Seamons - aye, Councilmember Vance - aye. Motion approved.

   b. Discussion and consideration of adopting June Warrant Register

      Motion by Councilmember Archibald to adopt the June Warrant Register. Motion seconded by Councilmember Seamons. Vote: Councilmember Archibald - aye, Councilmember Holmgren - aye, Councilmember Rohde - aye,

Councilmember Seamons - aye, Councilmember Vance - aye. Motion approved.

c. Discussion and consider to authorize the disposal of city vehicle (2007 Chevrolet Impala)

Motion by Councilmember Vance to authorize the disposal of this vehicle. Motion seconded by Councilmember Rohde. Vote: Councilmember Archibald - aye, Councilmember Holmgren - aye, Councilmember Rohde - aye, Councilmember Seamons - aye, Councilmember Vance - aye. Motion approved.

d. Discussion and consideration of adopting Resolution No. 21-36 adopting a land acquisition agreement between Tremonton City and Brandon R. Vonk for the City's purchase of land for the expansion of the 400 West Collector Road frontage improvements between the Matheson Apartments and 350 North

Manager Warnke said this is a section along 400 West that we need to acquire in order to extend the frontage improvements. They are doing their frontage, but this parcel is owned by Mr. Brandon Vonk, who is in the process of selling it to a family member. We are not in a position to exact the improvements since it is already developed and in order to continue the frontage we need to acquire a right-of-way. He is willing to sell. He does have a mortgage so we will have to get a partial release or work with a title agent to time it right. Mr. Vonk is willing to finalize the agreement, I just need to clear up a title issue. This would finish off the entire frontage for that block.

Motion by Councilmember Vance to adopt the resolution. Motion seconded by Councilmember Holmgren. Roll Call Vote: Councilmember Archibald - aye, Councilmember Holmgren - aye, Councilmember Rohde - aye, Councilmember Seamons - aye, Councilmember Vance - aye. Motion approved.

e. Discussion and consideration of adopting Resolution No. 21-37 approving a contract for election services between Box Elder County and Tremonton City Corporation

Motion by Councilmember Rohde to adopt the resolution. Motion seconded by Councilmember Seamons. Roll Call Vote: Councilmember Archibald - aye, Councilmember Holmgren - aye, Councilmember Rohde - aye, Councilmember Seamons - aye, Councilmember Vance - aye. Motion approved.

10. Continuation of Work Session Agenda (if necessary)
    a. Continuation or commencement of any item that is listed on the 6:00 p.m. City Council Workshop Agenda that was not completed

See above Work Session for those discussions.

11. Calendar Items and Previous Assignment
    a. Review of calendar

Tremonton City's party will be at North Park Park at 5:30 p.m. tomorrow. Interviews for a new police chief are upcoming and the Utah League of Cities and Towns meetings will be held on September 29 through October 1.

b. Review of past assignment: none.

12. Reports & Comments:
    a. City Manager Reports and Comments
        1. Graph of number of mental health related Police calls

Manager Warnke said I found it interesting that Kaysville City is hiring a therapist to be a full-time employee on the police department in part to assist with calls for service that are associated with mental health issues and to help officers who are exposed to traumatic events. I would like to track how that works out for them. That prompted a question with us in Tremonton City to know how many mental health related calls we respond to. This graph shows that over time it is increasing.

    b. Development Review Committee Report and Comments
        1. Updates on proposed developments within the City

Manager Warnke said we met with Blake Christensen and this is what the road is staring to look like. We are working with him on the concept of expanding the right-of-way through that portion. We need to get the survey finalized along with the appraisal. We would love to submit it to the Corridor Preservation Fund in February of 2022.

We received a concept plan for a Taco Bell in redeveloping this gas station said Manager Warnke. We need to see how it functions with a future gas station and understand how that lays out. There is more to come on that. Dan Hart, who owns land off 1650 West, is proposing a car wash. Over here this builder is proposing townhomes between the two interstates. There is issue with access. The zoning has been mixed use, but there is only one ingress/egress into the property. There is a standard in the code that only allows for 30 building units with some exceptions. We will do a Traffic Impact Fee Study. This is a project that would need a lift station and the water extended. They are proposing 555 townhomes, but there are other standards we have to reconcile.

Manager Warnke said this one is north of Aspen Ridge and is zoned as half-acre lots, but the developer wants to do multi-family. It is important to have good connectivity to the south and 600 South is a collector road that chokes down in width. We want to distribute the traffic and encourage people to go south onto Rocket Road as an alternative in traveling so making that connection is important. There are other issues they need to work through.

c. City Department Head Reports and Comments

1. Update on Water System and Building Permits- Paul Fulgham

Director Fulgham said this is information on how many building permits are sold and how they are related to secondary. If we add nothing but homes that are without secondary, then we can build another 388 homes in the next year and a half. If those homes come in with secondary we can build 1,164 homes. That tells you the importance of secondary water. We are building on Service Areas 2, 4, and all of 5 and when we get through with those we will have another 717 ERCs. New homes with secondary allows us to have 1,602 connections. If we bring in Service Area 9 with Rivers Edge that will open us up even more. People ask how we can still build homes and this is how because we are bringing in more and more water as we develop our secondary.

Director Fulgham then discussed peak day demand and conservation efforts. He showed a weekly chart with reduction of water. Our water production is good and things are good this year. Councilmember Archibald asked if we are still participating in the testing for COVID in the wastewater. Director Fulgham said that is ongoing, but they have not provided updates. He also addressed a concerned citizen who has his own well and does not want to pay for secondary. Director Fulgham explained that the City's policy is if you have secondary brought to your property you are going to pay for it whether you use it or not ($10 per month). We have a lot of people on secondary sources already, but we are all in this together and need it to provide more culinary. I invited him to come to a council meeting and express his concerns, but I do not have the authority to reduce that. About 200 people in the City have their own secondary and that would impact us about $2,000 a month. The canal water is going to be shut off on September 30 so the cost will go down and we recommend not charging that month since the water is not in the system. That is the fair thing, but it will impact us about $6,000.

d. Council Reports and Comments

Councilmember Archibald said I love the flowers on Main Street—they are amazing.

Councilmember Vance said I appreciate you bringing these people in to discuss septic tanks, but we need to put it on the agenda so we can have more discussion and make a decision. We can discuss a concept and come up with a policy. Also a citizen has complained about his neighbor building an apartment. That goes against our ordinances for a single-family dwelling. Manager Warnke said they would have Building Official Steve Bench and Code Enforcement Officer Greg Horspool look into it.

Councilmember Holmgren said I took the information that Director Fulgham puts out each week on culinary and secondary water use and put it on our website.

We could continue showing our water use from week-to-week and year-to-year so people can look it over.

Councilmember Rohde said we need to replace Commissioner Ben Greener on the Planning Commission. I would suggest Jordan Conrad. Mayor Fridal said we will put it on the next agenda.

Councilmember Seamons told Director Fulgham providing us with this information is a lot of effort and I appreciate it. Thank you.

Mayor Fridal said water is a huge deal. We are conserving, but at some point we need to put in water sources. Adding a new water source is a huge gamble, but we could look into established water sources. Thanks Council, you are a great group of people dedicated to Tremonton City.

Motion by Councilmember Seamons to move into closed session. Motion seconded by Councilmember Archibald. Vote: Councilmember Archibald - aye, Councilmember Holmgren - aye, Councilmember Rohde - aye, Councilmember Seamons - aye, Councilmember Vance - aye. Motion approved.

The Council moved into a closed session at 8:38 p.m.

13. ***CLOSED SESSIONS:***

- ***a. Strategy session to discuss the purchase of real property when public discussion of the transaction would disclose the appraisal or estimated value of the property under consideration or prevent the public body from completing the transaction on the best possible terms; and/or***
- ***b. Strategy session to discuss the character, professional competence or physical or mental health of an individual; and/or***
- ***c. Strategy sessions to discuss pending or reasonably imminent litigation; and/or***
- ***d. Discussions regarding security personnel, devices or systems***

Motion by Councilmember Archibald to return to open session. Motion seconded by Councilmember Vance. Vote: Councilmember Archibald - aye, Councilmember Holmgren - aye, Councilmember Rohde - aye, Councilmember Seamons - aye, Councilmember Vance - aye. Motion approved.

The Council returned to open session at 8:46 p.m.

14. Adjournment.

Motion by Councilmember Rohde to adjourn the meeting. Motion seconded by Councilmember Seamons. Vote: Councilmember Archibald - aye, Councilmember Holmgren - aye, Councilmember Rohde - aye, Councilmember Seamons - aye, Councilmember Vance - aye. Motion approved.

The meeting adjourned at 8:46 p.m.

The undersigned duly acting and appointed Recorder for Tremonton City Corporation hereby certifies that the foregoing is a true and correct copy of the minutes for the City Council Meeting

held on the above referenced date. Minutes were prepared by Jessica Tanner.

Dated this _____day of _____, 2021.

_____
Linsey Nessen, City Recorder

Draft Minutes

TREMONTON CITY CORPORATION
CITY COUNCIL MEETING
SEPTEMBER 9, 2021

Members Present:
Connie Archibald - excused
Lyle Holmgren
Bret Rohde
Rick Seamons - excused
Lyle Vance - excused
Roger Fridal, Mayor
Shawn Warnke, City Manager
Linsey Nessen, City Recorder - excused

CITY COUNCIL MEETING

Mayor Fridal called the September 9, 2021 Police Chief interviews to order at 10:00 a.m. The interviews were held in the City Council Meeting Room at 102 South Tremont Street, Tremonton, Utah. Those in attendance were Mayor Fridal, Councilmembers Holmgren and Rohde, and City Manager Warnke. Also in attendance was Fire Chief LaCroix, Attorney Dustin Ericson, Administrative Assistant Tara Buckway, Garland Councilmember Chuck Bingham, and Former Police Chief Kurt Fertig.

1. Opening

   Mayor Fridal welcomed those in attendance.

Motion by Councilmember Holmgren to move into closed session. Motion seconded by Councilmember Rohde. Vote: Councilmember Holmgren – aye, Councilmember Rohde - aye. Motion approved.

The Council moved into a closed session at 10:03 a.m.

2. ***CLOSED SESSIONS:***
   a. Interviews for position of Police Chief

Councilmember Rohde left the meeting at 1:45 p.m., which ended the public meeting due to the lack of a quorum being present.

3. Adjournment.

   The meeting adjourned at 2:50 p.m.

The undersigned duly acting and appointed Recorder for Tremonton City Corporation hereby certifies that the foregoing is a true and correct copy of the minutes for the City Council Meeting held on the above referenced date. Minutes were prepared by Linsey Nessen.

Dated this _____day of _____, 2021.

_____

Linsey Nessen, City Recorder

TREMONTON CITY CORPORATION
CITY COUNCIL MEETING
SEPTEMBER 10, 2021

Members Present:
Connie Archibald - excused
Lyle Holmgren
Bret Rohde
Rick Seamons - excused
Lyle Vance - excused
Roger Fridal, Mayor
Shawn Warnke, City Manager
Linsey Nessen, City Recorder - excused

CITY COUNCIL MEETING

Mayor Fridal called the September 10, 2021 Police Chief interviews to order at 10:00 a.m. The interviews were held in the City Council Meeting Room at 102 South Tremont Street, Tremonton, Utah. Those in attendance were Mayor Fridal, Councilmembers Holmgren and Rohde, and City Manager Warnke. Also in attendance was Fire Chief LaCroix, Attorney Dustin Ericson, Administrative Assistant Tara Buckway, Garland Councilmember Chuck Bingham, and Former Police Chief Kurt Fertig.

1. Opening

   Mayor Fridal welcomed those in attendance.

Motion by Councilmember Rohde to move into closed session. Motion seconded by Councilmember Holmgren. Vote: Councilmember Holmgren – aye, Councilmember Rohde - aye. Motion approved.

The Council moved into a closed session at 10:03 a.m.

2. ***CLOSED SESSIONS:***
   a. Interviews for position of Police Chief

Motion by Councilmember Rohde to return to open session. Motion seconded by Councilmember Holmgren. Vote: Councilmember Rohde – aye, Councilmember Vance - aye. Motion approved.

The Council returned to open session at 2:10 p.m.

3. Adjournment.

   Motion by Councilmember Rohde to adjourn the meeting. Motion seconded by Councilmember Holmgren. Vote: Councilmember Holmgren - aye, Councilmember Rohde - aye. Motion approved.

   The meeting adjourned at 2:10 p.m.

The undersigned duly acting and appointed Recorder for Tremonton City Corporation hereby certifies that the foregoing is a true and correct copy of the minutes for the City Council Meeting held on the above referenced date. Minutes were prepared by Linsey Nessen.

Dated this _____day of _____, 2021.

_____

Linsey Nessen, City Recorder

TREMONTON CITY CITY COUNCIL MEETING SEPTEMBER 21, 2021	
TITLE:	Discussion and consideration of adopting Ordinance No. 21-09 adopting an impact fee facilities plans for a water system; sanitary sewer collection system; storm drain system; and transportation Discussion and consideration of adopting Ordinance No. 21-10 adopting and enacting impact fees for a water system; sanitary sewer collection system; storm drain system; and transportation
FISCAL IMPACT:	See section in the body of the report noted Fiscal Impact
PREPARED BY:	Shawn Warnke, City Manager

Chris Breinholt, City Engineer of Jones & Associates in partnership with Zion's Bank, has drafted the state code required documents. Both the City Engineer and Zion's Bank have or will sign a certification required by the state law certifying that they have prepared the plans and perform their analysis according to state law.

Generally, Engineer Breinholt drafted the Impact Fee Facilities Plan (IFFP), which has a six to ten-year planning horizon, and identifies what projects the City will construct and spend impact fees on. It should be noted that the City has six years from the time of collecting an impact fee to the time that it has to spend that impact fee. Additionally, the IFFP identifies the level of service with each public facility.

Zion's Bank has prepared the Impact Fee Analysis (IFA), which shows the maximum impact fee that the City Council can adopt in its impact fee ordinance. Below is a table entitled Change in Impact Fee Amount for Single-Family House (ERC of ERU) that shows the current impact fee amount and the proposed impact fee (the highest amount that can be legally charged as an impact fee). Additionally, the last column of the table shows the difference between the current impact fee amount and the proposed impact fee amount.

Change in Impact Fee Amount for Single-Family Detached House (ERC or ERU)

	2014 Impact Fees	2021 Impact Fees	Difference from 2014 to 2021
Culinary Water	$ 1,284.00	$4,701.80	$ 3,417.80
Sanitary Sewer Collection	$ 316.00	$ 932.43	$ 616.43
Storm Drain	$ 1,499.00	$ 3,570.54	$ 2,071.54
Transportation		$ 1,644.95	$ 1,644.95
Parks & Recreation	$ 1,292.37	IFFP/IFA Not completed	TBD
Fire/EMS	$ 156.75	IFFP/IFA Not completed	TBD
Police	$ 46.92	IFFP/IFA Not completed	TBD
TOTAL	$ 4,595.04	$ 10,849.72	$ 6,254.68

Dustin Ericson, City Attorney, has drafted the necessary ordinances to enact the new impact fees. The Impact Fee Enactment Ordinance provides the process for administering impact fees, including but not limited to identifying bodies to review appeals, interpret the ordinance, process whereby impact fee credits may be considered, etc.

Due to the size (i.e., number of pages) of the ordinance and accompanied exhibits (i.e., the capital facilities plans, impact fee facilities plans, and impact fee analysis), it is being proposed that these ordinances not be codified into the Tremonton City's Revised Ordinance Book.

As you know, these ordinances do not address the Wastewater Treatment Plan Impact Fee. Specifically, the recital section of Ordinance No. 21-10 states that Tremonton City previously established an Impact Fee associated with the Wastewater Treatment Plant, which shall remain intact and unaffected by Ordinance No. 21-10. Zions Public Finance is working on drafting both the IFFP and IFA for Parks and Public Safety.

As requested by the City Council, Steve Bench has assembled the estimated impact fees for the surrounding

jurisdictions within the Bear River Valley.

ESTIMATED IMPACT FEES IN THE BEAR RIVER VALLEY

	GARLAND	ELWOOD	TREMONTON	NOTES
Water	$2,221.00	$5,698.00	$4,701.80	
Sewer	$2,803.00	$4,037.00	$932.43	
Storm Water	$284.00	$149.00	$3,570.54	
Parks	$584.00	$900.00	$1,292.37	Tremonton City is currently updating Parks Impact Fee
Transportation		$5,625.00	$1,644.95	
Fire/EMS			$156.75	Tremonton City is currently updating Fire/EMS Impact Fee
Police			$46.92	Tremonton City is currently updating Police Impact Fee
TOTAL	**$5,892.00**	**$16,409.00**	**$12,345.76**	

Attachments: Draft Ordinance No. 21-09 and 21-10

ORDINANCE NO. 21-09

ADOPTING AN IMPACT FEE FACILITIES PLANS FOR A WATER SYSTEM; SANITARY SEWER COLLECTION SYSTEM; STORM DRAIN SYSTEM; AND TRANSPORTATION

WHEREAS, Tremonton City has established and is currently collecting impact fees for a Water System; Sanitary Sewer Collection System; and Storm Drain System; and

WHEREAS, Tremonton City is desirous of establishing impact fees for Transportation; and

WHEREAS, UCA 11-36a-301 requires that before amending or enacting new impact fees that a City shall prepare an Impact Fee Facilities Plan; and

WHEREAS, UCA 11-36a-501 also requires that a City caused to be posted on the Utah Public Notice Website a notice of intent to prepare an Impact Fee Facilities Plan (see Appendix A); and

WHEREAS, UCA 11-36a-502 also requires that public notice be provided to adopt or amend an Impact Fee Facilities Plan (see Appendix A); and

NOW, THEREFORE, BE IT ORDAINED that the Tremonton City Council hereby adopts the Impact Fee Facilities Plans as attached in Appendix B through E for the following:

- Water System (see Appendix B)
- Sanitary Sewer Collection System (see Appendix C)
- Storm Drain System (see Appendix D)
- Transportation (see Appendix E)

ADOPTED AND PASSED by the Tremonton City Council this 21st day of September 2021.

Should any portion of this Ordinance be deemed invalid or unenforceable by the rule of law or otherwise, all other aspects of this Ordinance shall remain enforceable and in full effect. This Ordinance shall not take effect until ninety (90) days after the date of approval.

TREMONTON CITY CORPORATION

By_____
Roger Fridal, Mayor

ATTEST:

By_____
Linsey Nessen, City Recorder

Appendix A- Notice of intent to prepare an Impact Fee Facilities Plan and Impact Fee Analysis & Notice to Adopt Impact Fee Facilities Plan

PUBLIC NOTICE

Public Body: Tremonton City Council

Subject: Impact Fee Facilities Plan and Impact Fee Analysis

Notice Title: Notice of Intent

Notice Type: Notice of Intent to Prepare Impact Fee Facilities Plan and Impact Analysis

Notice Date: December 12, 2019

Description/Agenda:

Tremonton City Corporation, Utah in accordance with the requirements of Utah Code Annotated 11-36a-501 and 11-36a-503, posts a notice of its intent to prepare or amend an Impact Fee Facilities Plan and Impact Fee Analysis for culinary water impact fee, secondary water impact fee, sanitary sewer collection impact fee, storm drain impact fee, parks, trails, recreation and open space impact fee, transportation impact fee, and public safety impact fee for fire/EMS and law enforcement. The location(s) that will be included in the Impact Fee Facilities Plan and Impact Fee Analysis is/are all area within the legal Tremonton City limits and the declared annexation areas of Tremonton City.

Notice of Special Accommodations: If you need special accommodations to participate in a City Council Meeting, please call the City Recorder, Linsey Nessen, at 435-257-9506. Please provide at least 24 hours notice for adequate arrangements to be made.

Notice of Electronic or telephone participation: Tremonton City passed Ordinance No. 13-04 approving Electron Meeting Procedures in accordance with Section 52-4-207 of Utah Code Annotated.

From: support@utah.gov
To: Cynthia Nelson; Linsey Nessen; Shawn Warnke
Subject: Public Notice for City Council/RDA
Date: Thursday, December 12, 2019 5:25:17 PM

Utah Public Notice

City Council/RDA

Public Notice - Impact Fee Facilities Plan & Analysis

Notice Date & Time: 12/12/19 1:00 AM

Description/Agenda:

PUBLIC NOTICE

Public Body: Tremonton City Council
Subject: Impact Fee Facilities Plan and Impact Fee Analysis
Notice Title: Notice of Intent
Notice Type: Notice of Intent to Prepare Impact Fee Facilities Plan and Impact Analysis
Notice Date: December 12, 2019

Description/Agenda:
Tremonton City Corporation, Utah in accordance with the requirements of Utah Code Annotated 11-36a-501 and 11-36a-503, posts a notice of its intent to prepare or amend an Impact Fee Facilities Plan and Impact Fee Analysis for culinary water impact fee, secondary water impact fee, sanitary sewer collection impact fee, storm drain impact fee, parks, trails, recreation and open space impact fee, transportation impact fee, and public safety impact fee for fire/EMS and law enforcement. The location(s) that will be included in the Impact Fee Facilities Plan and Impact Fee Analysis is/are all area within the legal Tremonton City limits and the declared annexation areas of Tremonton City.

Notice of Special Accommodations: If you need special accommodations to participate in a City Council Meeting, please call the City Recorder, Linsey Nessen, at 435-257-9506. Please provide at least 24 hours notice for adequate arrangements to be made.
Notice of Electronic or telephone participation: Tremonton City passed Ordinance No. 13-04 approving Electron Meeting Procedures in accordance with Section 52-4-207 of Utah Code Annotated.

Notice of Special Accommodations:

Persons with disabilities needing special assistance to participate in this meeting should

contact Linsey Nessen no later than 48 hours prior to the meeting.

Notice of Electronic or telephone participation:

Anchor location for Electronic Meeting by Telephone Device. With the adoption of Ordinance No. 13-04, the Board may participate per Electronic Meeting Rules. Those eligible to request participation by electronic means should contact Linsey Nessen, City Recorder no later than 48 hours prior to the meeting to make arrangements.

Other information:

Location:

102 S Tremont St, Tremonton, 84337

Contact information:

Linsey Nessen, City Recorder , lnessen@tremontoncity.com, (435)257-9506

PUBLIC NOTICE

Public Body: Tremonton City Council

Subject: Impact Fee Facility Plan

Notice Title: Notice to Adopt Impact Fee Facilities Plan

Notice Type: Notice to Adopt Impact Fee Facilities Plan

Notice Date: September 9, 2021

Description/Agenda:

Tremonton City Corporation, Utah, in accordance with the requirements of Utah Code Annotated 11-36a-502 and 10-9a-205, gives public notice to adopt Impact Fee Facilities Plans for water system impact fee, sanitary sewer collection impact fee, storm drain impact fee, and transportation system impact fee. Impact fees are one-time fees imposed upon new development, typically as a condition of the City issuing a building permit to mitigate the impact of the new development on public infrastructure. The imposition and collection of the impact fees are necessary for the City to continue to provide infrastructure occasioned by the demands and needs of the new development at existing service levels. The impact fees are reasonably related to the costs of providing said public infrastructure necessitated by new development within the City and are consistent with the Utah Impact Fees Act requirements. The location(s) that will be included in the Impact Fee Fee Facilities Plan is the entire area of the incorporated limits of Tremonton City and any area outside of the Tremonton City, which may hereafter be annexed into Tremonton City or serviced by any Tremonton City Public Facility.

The City Council shall hold a public hearing on September 21, 2021, at 7:00 pm or soon thereafter in the Tremonton City Council Chambers, located at 102 S. Tremont Street, Tremonton, Utah 84337, to receive public comment on the adoption of the aforementioned Impact Fee Facility Plans. Draft copies of the: 1) the ordinance adopting the Impact Fee Facilities Plans; 2) the Impact Fee Facility Plans for a water system impact fee, sanitary sewer collection impact fee, storm drain impact fee, and transportation system impact fee; 3) summaries of each of the aforementioned plans designed to be understood by a layperson will be available on or before September 9, 2021, at www.tremontoncity.com, at the Tremonton City Library located at 210 N. Tremont Street, Tremonton, Utah, and the Satellite Library Branch located in the Bear River Valley Senior Center located at 510 West 1000 North, Tremonton, Utah during regular business hours. Additionally, on or before September 9, 2021, copies of the aforementioned documents are available to the public at the Tremonton City Recorder's Office located at 102 S. Tremont Street, Tremonton, Utah, during regular business hours. The public may file written objections associated with the adoption of an Impact Fee Facility Plan, and each written objection filed will be provided to the City Council for their consideration.

Written objections, questions pertaining to this notice, or contents of the Impact Fee Facilities Plan

may be directed to Shawn Warnke, Tremonton City Manager (435) 257-9504, swarnke@tremontoncity.com , or mailed to Shawn Warnke, 102 S. Tremont St. Tremonton, UT 84337.

Notice of Special Accommodations: If you need special accommodations to participate in a City Council Meeting, please call the City Recorder, Linsey Nessen, at 435-257-9506. Please provide at least 24 hours notice for adequate arrangements to be made.

Notice of Electronic or telephone participation: Tremonton City passed Ordinance No. 13-04 approving Electronic Meeting Procedures in accordance with Section 52-4-207 of Utah Code Annotated.

Appendix B- Impact Fee Facilities Plan for the Water System

Appendix C- Impact Fee Facilities Plan for the Sanitary Sewer Collection System

Appendix D- Impact Fee Facilities Plan for Storm Drain System

Appendix E- Impact Fee Facilities Plan for Transportation

Publication or Posting Date:

_____

STATE OF UTAH)
: ss.
County of Box Elder)

I, Linsey Nessen, the City Recorder of Tremonton, Utah, do hereby certify that the above and foregoing is a full and correct copy of Ordinance No. 21-09, entitled **"ADOPTING AN IMPACT FEE FACILITIES PLANS FOR A WATER SYSTEM; SANITARY SEWER COLLECTION SYSTEM; STORM DRAIN SYSTEM; AND TRANSPORTATION"** adopted and passed by the City Council of Tremonton, Utah, at a regular meeting thereof on September 21, 2021, which appears of record in my office.

IN WITNESS WHEREOF, I have hereunto set my hand and affixed the corporate seal of the City this 21st day of September 2021.

_____

Linsey Nessen, City Recorder

WATER SYSTEM
IMPACT FEE FACILITIES PLAN

UPDATE

for

TREMONTON CITY CORPORATION

August 2021

Prepared By:

Jones and Associates Consulting Engineers

6080 Fashion Point Drive

South Ogden, Utah 84403

801-476-9767

Table of Contents

6.0 IMPACT FEE FACILITIES PLAN 1

6.1 Introduction 1
6.2 Growth Projections 2

Table 6.2.1 – Population and ERU Projections (IFFP) 2

6.3 Level of Service 3
6.4 Future Development Needs 3

Table 6.4.1 – Most Likely Capital Improvement Projects 4
Figure 6.4.1 – IFFP Project Location Map 6

6.5 Existing Facilities with Excess Capacity 7

Table 6.5.1 – Existing Facilities with Remaining Capacity 7

6.6 Funding Source Options 8
6.7 Certification 9

6.0 IMPACT FEE FACILITIES PLAN

6.1 Introduction

This report has been prepared as an update for Section 6.0 of the November 2013 "Culinary Water System Capital Facilities Plan & Impact Fee Facilities Plan". It is meant as a full replacement for that section. Any references to Sections in this updated document are references to the 2013 report unless it has been updated here. This report also creates an IFFP section for the July 2017 "Secondary Water Capital Facilities Plan".

The two systems operate together to provide indoor and outdoor water uses to the city. Before the expansion of the Secondary Water System, the outdoor use was primarily provided through the Culinary Water System alone. The secondary water systems were expanded for the sole purpose of freeing capacity in the culinary water system for growth. For every existing home connected to the secondary water system, 2/3 homes can be added to the culinary system.

Prior to the expansion of the secondary system, the City had developed a secondary water system that was limited to about 50 connections, a city park, and a public school. Since this document contains projects and information to provide indoor and outdoor water to the city, it is simply called the "Water System Impact Fee Facilities Plan".

In 2016 it was decided that the expansion of the secondary water system would be the approach the City would take to solve the increasing demands on its culinary water system. A system was planned and is outlined in the July 2017 "Secondary Water Capital Facilities Plan". It is anticipated that the new secondary water system will reduce demand on the culinary water system by 2/3 during the peak use time in the summer. At this time, the "Culinary Water Capital Facilities Plan" will not be updated to reflect the change until more of the City is transitioned over to the emerging secondary water system as the current demands on the culinary water system remain mostly unchanged.

The Water System Impact Fee will be enacted as a means for new development to pay for their impact on the Culinary Water System and Secondary Water System. Utah state law requires that an Impact Fee Facilities Plan (IFFP) be prepared before an Impact Fee can be implemented. The law requires that the IFFP only contain the costs for short term (6-10 year) growth, and it must also not raise the existing level of service. This section will summarize information from Sections 1-5 of this report (Capital Facilities Plan) as it pertains to the enactment of the impact fee. The IFFP is a subset of the data contained in the Capital Facilities Plans for the Culinary Water System and the Secondary Water System and that information will be summarized in this section.

Title 11-36a, Section 300, of the Utah State Code outlines the requirements of the Impact Fee Analysis which is also required to be prepared before an Impact Fee can be implemented. The Impact Fee Analysis (IFA) will be performed by Zions Bank Public Finance and will be contained in a separate document.

6.2 Growth Projections

Section 2.3 of the Culinary Water Capital Facilities Plan discusses the long-term growth projections for Tremonton City. This section will focus on the population growth during the next decade.

2013 to 2020

The growth rate in the 2000's far exceeded the historical growth rate as outlined in Section 2.3. As a result the census population in 2010 was much higher than the historical curve predicted. Over the past few years, with the nationwide housing market crash, the City has seen a much slower rate than the previous decade. It is expected that the population growth will correct itself and continue to follow the historical curve of the growth trendline.

For the 2013 to 2020 period the Capital Facilities Plan uses the actual census count from 2010 and an exponential growth rate to meet the population estimate from Section 2.3 in 2020. The ERU growth is then projected at the same growth rate.

2021 to 2032

There has been a recent significant increase in development projects, however, at this point there is not enough data to suggest that the 10-year growth projections won't continue to follow the historical curve. This recent trend should be further analyzed with the next IFFP update to determine if a correction should be applied to the growth curve. With that in mind, for the 2021-2032 period, the projected growth rate will follow the equation given in Section 2.3, which is the historical growth rate estimated by the growth equation given in that same section, which is summarized in Table 6.2.1.

Table 6.2.1 – Population and ERU Projections (IFFP)

	Population	Water ERU's
2010 (census)	7,647	2731
2011	7,785	2780
2012	7,925	2830
2013	8,068	2881
2014	8,213	2933
2015	8,361	2986
2016	8,512	3040
2017	8,665	3095
2018	8,821	3150
2019	8,980	3207
2020	9,142	3265
2021	9,361	3343

	Population	Water ERU's
2022	9,584	3423
2023	9,813	3505
2024	10,048	3589
2025	10,287	3674
2026	10,533	3762
2027	10,784	3851
2028	11,041	3943
2029	11,304	4037
2030	11,573	4133
2031	11,848	4231
2032	12,130	4332

6.3 Level of Service

Utah State Code requires that the culinary water system be able to provide the following pressures in the distribution system:

1. 20 psi during conditions of fire flow and fire demand experienced during peak day demand.
2. 30 psi during peak instantaneous demand; and
3. 40 psi during peak day demand.

That Culinary Water System currently meets all levels of service as outlined above. The Secondary Water System is designed to be able to provide similar levels of service. Both systems typically provide a minimum pressure of 50 to 60 psi under normal operating conditions. This is the level of service that the City has established for the water systems. Both systems have no deficiencies regarding this level of service. Any part of the existing water systems that is not able to handle water delivery under these parameters does not meet the City's established level of service, and it is considered deficient. The City's proposed level of service during this IFFP period will equal the existing level of service in the system.

6.4 Future Development Needs

With so much ground that remains undeveloped, it is nearly impossible to predict where growth will happen over the next 10 years. The most active areas over the past few years shown on the Project Location Map (Figure 6.4.1). Projects will be chosen, however, to serve the need where the development arises.

Table 6.4.1 below shows the projects most likely to be constructed in the next 10 years. The column labeled "Impact Fee Eligible Costs" are the portions of the projects that should be paid for thorough Impact Fees (i.e. System Improvements as defined in UCA 11-36a-102).

Table 6.4.1 – Most Likely Capital Improvement Projects

	Project Description	Additional ERU's Served	Impact Fee Eligible Cost
	Culinary Water Projects		
19	Develop or acquire a new water source at locations that will be determined at the time of construction. It is anticipated that this will involve the drilling of new wells or purchasing and adapting an existing well. (1 source)	714	$1,574,400
	Secondary Water Projects		
1	Service Area 5 - Construct pump station, pipe network, and service connections. 483 new connections (2021)	322	$3,538,189
2	Service Area 4 - Construct pump station and pipe to service immediate area around the pump station. 383 new units. (2021)	255	$449,448
3	Service Area 2 - Expand to Tremont Center / Matheson Apartment complex, JD Harris Subdivision, and other miscellaneous connections in the area (2021) - Matheson Apts (304 units; 204 ERU) - JD Harris Subd (56 ERU) - Other Misc (150 units; 100 ERU)	241	$491,669
4	Service Area 9 - Construct Pump Station and upsize developer installed pipe. 650 new connections (2022)	436	$399,720
5	Construct equalization basin (2023)	included in other projects	$272,550
6	Service Area 9 – extend piping and services into Holmgren East Subdivision. 110 new connections. (2023)	74	$457,800
7	Service Area 4 - Extend piping into neighborhoods north of pump station. 290 new connections. (2026)	194	$2,238,420
8	Service Area 2 - Install additional pumps in pump station. Upsize and relocate filter station 516 new connections. (2027)	346	$665,040
	Totals		**$10,087,236**

Note:
**for secondary water projects, the additional ERU's served is 2/3 the number of connections served as each secondary water connection saves 2/3 of the average ERU's peak day demand on the water system. Servicing existing development with secondary water that was previously using culinary water for outdoor uses is Impact Fee eligible because the water saved can be used for new development in other areas of the City.*

Figure 6.4.1 – IFFP Project Location Map

6.5 Existing Facilities with Excess Capacity

Following is a list of existing water system facilities with excess capacity for new growth. The original construction costs have been documented, and the Impact Fee may include a buy-in component for the excess capacity that was paid for previously by the City as further explained in the Impact Fee Analysis

Table 6.5.1 – Existing Facilities with Remaining Capacity

Date Const.	Project Location/Description	Project Cost	Total Capacity (ERU's)	Existing ERU's	Excess Capacity (ERU's)
1985	1000 North – 12" main. 300 East to pump house	$47,830	1676	1094	**582**
1991	Iowa String (Main Street to 1000 N) – 10" line	$57,850	1167	157	**1010**
1992	Northwest Annexation Water Project (1000 N; I-84 to 2300 West) – 8" line	$125,910	748	314	**434**
1997	Iowa String – 1200 S to Main St – 10" line	$150,000	1167	119	**1048**
2003	Secondary Water – Service Area 1 Phase 1 (Spring Acres	$172,220	1364	0	**1364**
2006	Bear River Waterline Crossing – 16"	$121,969	2981	1059	**1922**
2011	Cedar Ridge Well and Pipeline Project	$893,429	476	476	**0**
2012	2 Million Gallon Culinary Water Tank Project	$1,101,530	3509	1004	**2505**
2014	Construct 10" line in upper pressure zone to Country View Estates. The level of service in the area was deficient, however, a portion may be recovered in the impact fee for oversizing this line to 10" from 8"	$94,403	1220	780	**440**
2014	Replace existing 10" culinary water line with 18" culinary water line in 1000 N from 2300 W to I-15	$161,450	3771	1220	**2551**
2019	I-84 Utility Line Extension at 2300 West – 18" line	$112,220	3771	183	**3588**
2018	Secondary Water – Service Area 1 and 2 expansion	$1,283,449	2474	0	**2474**
2019	Secondary Water – Service Area 3 (749 new connections)	$3,001,986	501	0	**501**
varies	Secondary Water Shares – 508 total - SA1 – 42 shares - SA2 – 72 shares - SA3 – 115 shares - SA5 – 149 shares - SA4 – 53 shares - SA2 expansion – 23 shares - SA9 Ph2 – 17 shares - SA4 Ph2 – 37 existing shares used, 91 still needed	$1,190,463	1651	0	**1651**
	Total	**$8,514,709**			

Notes:

1. ***Culinary Water Line Capacity:*** *Culinary water line excess capacity was calculated using a standard maximum velocity of 5 ft/sec. The difference in flow capacity from that calculated in the water model vs the maximum of 4 ft/sec considered as extra capacity. A flow rate of 1.05 gpm per ERU was used in the calculation as outlined int the 2013 Culinary Water Capital Facilities Plan.*
2. ***Reservoir Capacity:*** *ERU's at the end of 2020 was 4971. The new state standard requirement for equalization storage is 570 gal/ERU for a total equalization storage of 2,833,470. This includes indoor and outdoor use. An additional 840,000 gallons is reserved for fire flow. A total of 3,673,470 gallons of storage is required. The City currently has 5,101,334 gallons of storage for an excess of 1,427,864 gallons of storage.*
3. ***Secondary Water Systems:*** *The secondary water systems were added for the sole purpose of freeing capacity in the culinary water system for growth. For every existing home connected to the secondary water system, 2/3 homes can be added to the culinary system.*

6.6 Funding Source Options

Grants

The city is unaware of any potential grant sources for the water systems. However, should it be the recipient of any such grants, it will then look at the potential to reduce impact fees.

Bonds

The city has bonded to fund portions of the new secondary water system. It is not anticipated that the city will obtain additional bonds in the future for other future phases of the system. These bonds will be considered in the IFA.

There are no existing bonds on the culinary water system and it is not anticipated that any bonds will be obtained for future improvements on the culinary water system. No costs associated with bond issuance have been included in the calculation of impact fees for that part of the water system.

Transfer from General Fund

To the extent that the City can generate net revenues in its General Fund, it may choose to transfer all or a portion of the net revenues to the City's capital fund for the water systems. It is most likely that, if net revenues should be generated, they will be used to replace aging facilities or increase level of service.

Impact Fees

Because of the growth anticipated to occur in the city, impact fees are a viable means of allowing new development to pay for its impacts on the existing system. The city finds that it is necessary to impose impact fees to maintain the proposed level of service for the water systems. The city plan for financing these system improvements relies upon impact fees. This IFFP is developed in accordance with legal guidelines so that an Impact Fee Analysis for the water systems may be prepared, and that the City may charge impact fees said system.

Anticipated or Accepted Dedications of System Improvements

Any item that a developer funds must be included in the IFFP if a credit against impact fees is to be issued and must be agreed upon with the City before construction of the improvements.

6.7 Certification

"I certify that the attached impact fee facilities plan:

1. includes only the costs of public facilities that are:
    a. allowed under the Impact Fees Act; and
    b. actually incurred; or
    c. projected to be incurred or encumbered within six years after the day on which each impact fee is paid;
2. does not include:
    a. costs of operation and maintenance of public facilities;
    b. costs for qualifying public facilities that will raise the level of service for the facilities, through impact fees, above the level of service that is supported by existing residents; or
    c. an expense for overhead, unless the expense is calculated pursuant to a methodology that is consistent with generally accepted cost accounting practices and the methodological standards set forth by the federal Office of Management and Budget for federal grant reimbursement; and
3. complies in each and every relevant respect with the Impact Fees Act."

_____

Chris L. Breinholt, P.E. – City Engineer

Appendix A – Project Cost Estimates

SANITARY SEWER COLLECTION SYSTEM IMPACT FEE FACILITIES PLAN

UPDATE

for

TREMONTON CITY CORPORATION

August 2021

Prepared By:

Jones and Associates Consulting Engineers

6080 Fashion Pointe Drive

South Ogden, Utah 84403

801-476-9767

Table of Contents

4.0 IMPACT FEE FACILITIES PLAN 3

4.1 Introduction 3
4.2 Growth Projections 3

Table 4.2.1 – Population and ERU Projections (IFFP) 4

4.3 Level of Service 4
4.4 Future Development Needs 5

Table 4.4.1 – Most Likely Capital Improvement Projects 6
Figure 4.4.1 – IFFP Project Location Map 7

4.5 Existing Facilities with Excess Capacity 8

Table 4.5.1 – Existing Facilities with Remaining Capacity 8

4.6 Funding Source Options 8
4.7 Certification 9

4.0 IMPACT FEE FACILITIES PLAN

4.1 Introduction

This report has been prepared as an update for Section 4.0 of the November 2013 "Sanitary Sewer Collection System Capital Facilities Plan & Impact Fee Facilities Plan". It is meant as a full replacement for that section. Any references to Sections in this updated document are references to the 2013 report unless it has been updated here.

The Sanitary Sewer Collection System Impact Fee will be enacted as a means for new development to pay for their impact on the existing and future Sanitary Sewer Collection System. Utah state law requires that an Impact Fee Facilities Plan (IFFP) be prepared before an Impact Fee can be implemented. The law requires that the IFFP only contains the costs for short term (6-10 year) growth, and it must also not raise the existing level of service. This section will summarize information from Sections 1-3 of the above-mentioned Capital Facilities Plan as it pertains to the enactment of the impact fee. The IFFP is a subset of the data contained in the Capital Facilities Plan and that information will be summarized in this section.

Title 11-36a, Section 300, of the Utah State Code outlines the requirements of the Impact Fee Analysis which is also required to be prepared before an Impact Fee can be implemented. The Impact Fee Analysis (IFA) will be performed by Zions Bank Public Finance and will be contained in a separate document.

4.2 Growth Projections

Section 2.3 of the Capital Facilities Plan discusses the long term growth projections for Tremonton City. This section will focus on the growth during the next decade which is the duration of the IFFP, which is the duration of the IFFP.

2013 to 2020

The growth rate in the 2000's far exceeded the historical growth rate as outlined in Section 2.3. As a result the census population in 2010 was much higher than the historical curve predicted. Over the past few years, with the nationwide housing market crash, the City has seen a much slower rate than the previous decade. It is expected that the population growth will correct itself and continue to follow the historical curve of the growth trendline.

For the 2013 to 2020 period the plan uses the actual census count from 2010 and an exponential growth rate to meet the population estimate from Section 2.3 in 2020. The ERU growth is then projected at the same growth rate.

2021 to 2032

There has been a recent significant increase in development projects, however, at this point there is not enough data to suggest that the 10-year growth projections won't continue to follow the historical curve. This recent trend should be further analyzed with the next IFFP update to determine if a correction should be applied to the growth curve. With that in mind, for the 2021-2032 period, the projected growth rate will follow the equation given in Section 2.3, which is the historical growth rate estimated by the growth equation given in that same section, which is summarized in Table 4.2.1.

Table 4.2.1 – Population and ERU Projections (IFFP)

	Population	Sewer ERU's
2010 (census)	7,647	2,752
2011	7,785	2,970
2012	7,925	3,023
2013	8,068	3,078
2014	8,213	3,133
2015	8,361	3,189
2016	8,512	3,247
2017	8,665	3,305
2018	8,821	3,365
2019	8,980	3,426
2020	9,142	3,489
2021	9,361	3,573
2022	9,584	3,658
2023	9,813	3,746
2024	10,048	3,835
2025	10,287	3,926
2026	10,533	4,020
2027	10,784	4,116
2028	11,041	4,214
2029	11,304	4,314
2030	11,573	4,417
2031	11,848	4,522
2032	12,130	4,630

4.3 Level of Service

As with any sanitary sewer collection system, the reasonable expectation of the residents is that they can use the sewer system under normal operating conditions, including peak use times, without the connection backing up. Unique situations such as blockages, unforeseen infiltration from surface flooding, line breaks, and other unexpected problems are not considered in this analysis.

The existing collection system was analyzed using the parameters outlined in Section 3.2. The level of service that was decided as a minimum level is that all pipes will serve the city during peak hours with no more than 75% depth of flow in the pipe. Any pipe flowing over 75% during those times is considered to be deficient and does not meet the City's established level of service. The City's proposed level of service during this IFFP period will equal the existing level of service in the system.

Table 3.5.1 summarizes all the capital facilities project's estimated costs. If a project, or portion of a project, corrects an existing deficiency; the costs associated with that correction are shown in the column labeled "Current Deficiency or Upgrade". Any other costs that are not associated with growth, such as system upgrades, are also shown in that column. These costs shall not be considered in the calculation of the Impact Fee.

4.4 Future Development Needs

With so much ground that remains undeveloped, it is nearly impossible to predict where growth will happen over the next 10 years. The most active development areas at this time are shown on the Project Location Map (Figure 4.4.1) along with the locations of the proposed Impact Fee Projects. Projects will be chosen, however, to serve the need where the development arises.

Table 4.4.1 below shows the projects most likely to be constructed in the next 10 years. The column labeled "Developer Participation" shows costs that should be borne by each individual developer at the time of construction as project improvements. The column labeled "Impact Fee Improvements" are the portions of the projects that should be paid for as system improvements through Impact Fees.

Table 4.4.1 – Most Likely Capital Improvement Projects

Project	Project Description	Additional ERU's Served	Current Deficiency	Developer Participation	Impact Fee Improvements	*Total*
3	Upsize existing line along east Main Street. Location: Main St. from Malad River to approx. 1150 East (construct in 2022)	794	$0	$0	$970,620.75	**$970,620.75**
7	Upsize trunk line along I-84 from the Harmony Heights development to the intersection of Main Street and 2300 West. This project will be developer constructed.	1002	$0	$541,710	$486,694	**$1,028,404**
8	Construct sewer lift station (undeveloped areas south of I-15 or north of 600 N)	400	$0	$0	$260,000	**$260,000**
9	Upsize developer installed 8" line to 10" located in the area between 600 North and 1000 North in the area of the future 950 East (River's Edge Subdivision)	418	$0	$0	$16,900	**$16,900**
	Totals		**$0**	**$541,710**	**$1,734,214.75**	**$2,275,924.75**

Figure 4.4.1 – IFFP Project Location Map

4.5 Existing Facilities with Excess Capacity

Following is a list of existing sanitary sewer facilities with excess capacity for new growth. The original construction costs have been documented and the Impact Fee includes a buy-in component for the excess capacity that was paid for previously.

Table 4.5.1 – Existing Facilities with Remaining Capacity

Date Const.	Project Location/Description	Project Cost	Total Capacity (ERU's)	Existing ERU's	Excess Capacity (ERU's)
1987	Southwest sewer trunk line	$84,920	1,604	467	**1,137**
1991	Iowa String (Main Street to 1000 North)	$115,121	1,466	346	**1,120**
2006	2000 West sewer line	$322,924	2,051	50	**2,001**
2007	1200 South sewer line upsizing	$900,000	7,946	1716	**6,230**

4.6 Funding Source Options

Grants

The city is unaware of any potential grant sources for the sanitary sewer collection system. However, should it be the recipient of any such grants, it will then look at the potential to reduce impact fees.

Bonds

The city has no outstanding bonds for the sanitary sewer collection system. While the City could issue bonds in the future to fund sewer collection facilities, no bonds are currently being contemplated and therefore no costs associated with bond issuance have been included in the calculation of impact fees.

Transfer from General Fund

To the extent that the City can generate net revenues in its General Fund, it may choose to transfer all or a portion of the net revenues to the City's capital fund for the sanitary sewer collection system. It is most likely that, if net revenues should be generated, they will be used to replace aging facilities.

Impact Fees

Because of the growth anticipated to occur in the city, impact fees are a viable means of allowing new development to pay for its impacts on the existing system. The city finds that it is necessary to impose impact fees to maintain the proposed level of service for the sanitary sewer collection system. The city plan for financing these system improvements relies upon impact fees. This IFFP is developed in accordance with legal guidelines so that an Impact Fee Analysis for the sanitary sewer collection system may be prepared, and that the City may charge impact fees for sanitary sewer collection system.

Anticipated or Accepted Dedications of System Improvements
Any item that a developer funds must be included in the IFFP if a credit against impact fees is to be issued and must be agreed upon with the City before construction of the improvements.

4.7 Certification

"I certify that the attached impact fee facilities plan:

1. includes only the costs of public facilities that are:
    a. allowed under the Impact Fees Act; and
    b. actually incurred; or
    c. projected to be incurred or encumbered within six years after the day on which each impact fee is paid;
2. does not include:
    a. costs of operation and maintenance of public facilities;
    b. costs for qualifying public facilities that will raise the level of service for the facilities, through impact fees, above the level of service that is supported by existing residents; or
    c. an expense for overhead, unless the expense is calculated pursuant to a methodology that is consistent with generally accepted cost accounting practices and the methodological standards set forth by the federal Office of Management and Budget for federal grant reimbursement; and
3. complies in each and every relevant respect with the Impact Fees Act."

_____

Chris L. Breinholt, P.E. – City Engineer

Appendix A – IFFP Project Cost Estimates

Project #3

Description: Upsize existing line along east Main Street. The new line will serve development mostly north of Main Street and west of the Malad River.

Location: Main Street from Malad River to approximately 1150 East

Item	Description	Units		Unit Price	Total Amount
1	Mobilization	1	LS	$20,000.00	$20,000.00
2	Traffic Control	1	LS	$14,000.00	$14,000.00
3	Video Locate Sewer Laterals on Existing Line	1	LS	$2,200.00	$2,200.00
4	Saw Cut Asphalt	6,400	LF	$2.00	$12,800.00
5	Remove asphalt	19,200	SF	$3.50	$67,200.00
6	Remove sidewalk	350	SF	$1.75	$612.50
7	Remove curb & gutter	50	EA	$4.00	$200.00
8	Tree Removal	4	EA	$650.00	$2,600.00
9	Remove Existing Sewer Manhole	4	EA	$3,200.00	$12,800.00
10	Abandon Existing Sewer Manhole	7	EA	$1,300.00	$9,100.00
11	Plug and abandon existing 8" sewer pipe	4	EA	$550.00	$2,200.00
12	Bypass sewerline pumping	3	WK	$7,500.00	$22,500.00
13	Remove existing Sewer Pipe	70	LF	$25.00	$1,750.00
14	New 12" SDR-35 Sewer Pipe	1,500	LF	$85.00	$127,500.00
15	Guided Bore w/ Pilot Tube - 120' of 12" Sewer Pipe	1	LS	$86,000.00	$86,000.00
16	New Sewer Manhole	12	EA	$5,800.00	$69,600.00
17	Construct utility bridge (As Per Detail DT-XX)	1	LS	$18,500.00	$18,500.00
18	Concrete Casement Cap on Utility Bridge Casing	2	EA	$780.00	$1,560.00
19	Reinforce Utility Bridge Abutments	1	LS	$8,500.00	$8,500.00
20	Connect to existing sewer lateral	28	EA	$1,600.00	$44,800.00
21	Import Granular Borrow	700	Ton	$15.00	$10,500.00
22	Roadbase	9,100	Ton	$25.00	$227,500.00
23	UDOT Asphalt mix	1,000	Ton	$105.00	$105,000.00

24	Flowable Fill in UDOT ROW (If needed)	80	Ton	$92.00	$7,360.00
25	Landscape Restoration	500	SF	$5.00	$2,500.00
26	New Manhole Collars	12	EA	$425.00	$5,100.00
				Subtotal	$888,382.50
				10% Engineering and Contingency	$88,238.25
				TOTAL	$970,620.75

Project #7

Description: Construct trunk line along I-84 from the Harmony Heights development to the intersection of Main Street and 2300 West. This project will be developer constructed. This project is shown in this report because the city will participate in an upsizing cost

Location: Along I-84 from 1000 North near Exit 39 to the intersection of Main Street and 2300 West

Overall Cost

Item	Description	Units		Unit Price	Total Amount
1	Construct 12" sewer line	1,400	lf	$48	$67,200
2	Construct 10" sewer line	6,380	lf	$40	$255,200
3	Furnish and install sewer manhole	23	ea	$4,100	$94,300
				Subtotal	$416,700
				30% Engineering and Contingency	$125,010
				TOTAL	**$541,710**

Developer Cost

Item	Description	Units		Unit Price	Total Amount
1	Construct 8" sewer line	7,780	lf	$36	$280,080
3	Furnish and install sewer manhole	23	ea	$4,100	$94,300
				Subtotal	$374,380
				30% Engineering and Contingency	$112,314
				TOTAL	**$486,694**

Project #8

Description: Upsize sewer lift station. This is for a sewer lift station at an undermined location south of I-15. There have been a number of projects interested in the general area. Any area south of the I-15 will require a sewer lift station for sewer service. The pumps in the lift station can be upgraded as more development demands it.

Location: Undeveloped area south of I-15 or flat ground areas north of 600 North near the railroad tracks

Item	Description	Units		Unit Price	Total Amount
1	Construct future sewer lift station	1	LS	$200,000	$200,000
				Subtotal	$200,000
				30% Engineering and Contingency	$60,000
				TOTAL	**$260,000**

Project #9

Description: Upsize developer installed 8” sewer line to 10” sewer line for extra capacity to serve the area to the east.

Location: area between 600 North and 1000 North in the area of the future 950 East (River’s Edge Subdivision)

Item	Description	Units	Unit Price	Total Amount
1	Upsize developer installed 8" line to 10" line	2,600 lf	$5	$13,000
			Subtotal	$13,000
			30% Engineering and Contingency	$3,900
			TOTAL	**$16,900**

STORM DRAIN SYSTEM
IMPACT FEE FACILITIES PLAN

UPDATE

for

TREMONTON CITY CORPORATION

August 2021

Prepared By:

Jones and Associates Consulting Engineers

6080 Fashion Point Drive

South Ogden, Utah 84403

801-476-9767

Table of Contents

5.0 IMPACT FEE FACILITIES PLAN 1

5.1 Introduction 1
5.2 Growth Projections 1
Table 5.2.1 – Population and ERU Projections (IFFP) 2
5.3 Level of Service 2
5.4 Future Development Needs 3
Table 5.4.1 – Most Likely Capital Improvement Projects 4
Figure 5.4.1 – IFFP Capital Improvement Project Location Map 5
5.5 Existing Facilities with Excess Capacity 6
Table 5.5.1 – Existing Facilities with Remaining Capacity 6
5.6 Funding Source Options 6
5.7 Certification 7

5.0 IMPACT FEE FACILITIES PLAN

5.1 Introduction

This report has been prepared as an update for Section 5.0 of the November 2013 "Storm Drain System Capital Facilities Plan & Impact Fee Facilities Plan". It is meant as a full replacement for that section. Any references to Sections in this updated document are references to the 2013 report unless it has been updated here.

The Storm Drain System Impact Fee will be enacted as a means for new development to pay for their impact on the existing and future storm drain system. Utah state law requires that an Impact Fee Facilities Plan (IFFP) be prepared before an Impact Fee can be implemented. The law requires that the IFFP only contain the costs for short term (6-10 year) growth, and it must also not raise the existing level of service. This section will summarize information from Sections 1-4 of the above mentioned Capital Facilities Plan as it pertains to the enactment of the impact fee.

Title 11-36a, Section 300, of the Utah State Code outlines the requirements of the Impact Fee Analysis (IFA) which is also required to be prepared before an Impact Fee can be implemented. The IFFP is a subset of the data contained in the Capital Facilities Plan and that information will be summarized in this section. The IFA will be prepared by Zions Bank Public Finance and is contained in a separate document.

5.2 Growth Projections

Section 2.3 of the Capital Facilities Plan discusses the long term growth projections for Tremonton City. This section will focus on the growth during the next decade which is the duration of the IFFP, which is the duration of the IFFP.

2013 to 2020

The growth rate in the 2000's far exceeded the historical growth rate as outlined in Section 2.3. As a result the census population in 2010 was much higher than the historical curve predicted. Over the past few years, with the nationwide housing market crash, the City has seen a much slower rate than the previous decade. It is expected that the population growth will correct itself and continue to follow the historical curve of the growth trendline.

For the 2013 to 2020 period the Capital Facilities Plan uses the actual census count from 2010 and an exponential growth rate to meet the population estimate from Section 2.3 in 2020. The ERU growth is then projected at the same growth rate.

2021 to 2032

There has been a recent significant increase in development projects, however, at this point there is not enough data to suggest that the 10-year growth projections won't continue to follow the historical curve. This recent trend should be further analyzed with the next IFFP update to determine if a correction should be applied to the growth curve. With that in mind, for the 2021-2032 period, the projected growth rate will follow the equation given in Section 2.3, which is the historical growth rate estimated by the growth equation given in that same section, which is summarized in Table 5.2.1.

Table 5.2.1 – Population and ERU Projections (IFFP)

	Population	SD ERU's
2010 (census)	7,647	2,311
2011	7,785	2,353
2012	7,925	2,395
2013	8,068	2,438
2014	8,213	2,482
2015	8,361	2,527
2016	8,512	2,572
2017	8,665	2,619
2018	8,821	2,666
2019	8,980	2,714
2020	9,142	2,763
2021	9,361	2,829
2022	9,584	2,896
2023	9,813	2,965
2024	10,048	3,037
2025	10,287	3,109
2026	10,533	3,183
2027	10,784	3,259
2028	11,041	3,337
2029	11,304	3,416
2030	11,573	3,497
2031	11,848	3,580
2032	12,130	3,666

5.3 Level of Service

Chapter 3.20 of Tremonton City's General Public Works Construction Standards and Specifications states that the piping system shall control the 10 year storm, and the streets and detention basins shall control the 100 year storm. The detention basins are allowed to release storm water into the storm drain system (where possible) at a rate of 0.1 cfs per acre for the Malad River drainage and 0.05 cfs per acre for the Salt Creek and Mill Ditch drainage. The existing storm drainage system was analyzed using these parameters. Further discussion of the methodology for

this analysis is found in Section 3. The City's proposed level of service during this IFFP period will equal the existing level of service in the system.

Any part of the existing storm drainage system that is not able to handle the flow under these parameters does not meet the City's established level of service, and it is considered deficient. The table in Section 4.3 summarizes all the capital facilities project's estimated costs. If a project, or portion of a project, corrects an existing deficiency; the costs associated with that correction are shown in the column labeled "Current Deficiency or Upgrade". Any other costs that are not associated with growth, such as system upgrades, are also shown in that column. These costs shall not be considered in the calculation of the Impact Fee.

5.4 Future Development Needs

With so much ground that remains undeveloped, it is nearly impossible to predict where growth will happen over the next 10 years. The most active development areas at this time are shown on the Project Location Map (Figure 5.4.1) along with the locations of the proposed Impact Fee Projects. Projects will be chosen, however, to serve the need where the development arises.

Table 5.4.1 below shows the projects most likely to be constructed in the next 10 years. The column labeled The "Developer Participation" column represents the parts of capital improvement projects that will paid for by developers to facilitate their development and are the parts of the improvements that will serve only their development (i.e. Project Improvements as defined UCA 11-36a-102). The column labeled "Impact Fee Improvements" are the portions of the projects that should be paid for thorough Impact Fees (i.e. System Improvements as defined in UCA 11-36a-102).

Table 5.4.1 – Most Likely Capital Improvement Projects

Proj.	Project Description	New ERU's Served	Current Deficiency	Developer Participation	Impact Fee Improvements	% Impact Fee Qual.	*Total*
11	River Valley west piping and detention pond – BR Mountain Road and 2650 West	543	$0.00	$251,004.00	$970,775.00	79%	***$1,221,779.00***
12	River Valley east piping and detention pond – BR Mountain Road and 2650 West	202	$0.00	$338,208.00	$549,666.00	62%	***$887,874.00***
20	300 S. 1600 W: Regional Detention Basin and Piping	168	$0.00	$140,556.00	$494,136.50	78%	***$634,692.50***
27	100 East at I-15. Regional detention pond and piping	282	$0.00	$301,041.00	$834,860.00	73%	***$1,135,901.00***
32	600 North from 900 West to Malad River (modified from CFP)	132	$0.00	$91,065.00	$1,158,300.00	93%	***$1,249,365.00***
35 & 36	Combination of Projects 35 & 36. River's Edge / Holmgren East Regional Park and Detention Pond	291	$0.00	$185,983.20	$999,752.00	84%	***$1,185,735.20***
	Totals		**$0.00**	**$1,307,857.20**	**$5,007,489.50**	***76%***	***$6,315,346.70***

Figure 5.4.1 – IFFP Capital Improvement Project Location Map

5.5 Existing Facilities with Excess Capacity

Following is a list of existing storm drain facilities with excess capacity for new growth. The original construction costs have been documented and the Impact Fee includes a buy-in component for the excess capacity that was paid for previously.

Table 5.5.1 – Existing Facilities with Remaining Capacity

Date Const.	Project Location/Description	Project Cost	Acres Served	Acres Developed	Acres remaining to be served	ERU's remaining to be served
2005	1000 North storm drain (ditch)	$134,208	257	62	**195**	**474**
2011	Spring Acres storm drain detention basin expansion	$92,602	67	42	**25**	**62**
2018	Main Street storm drain	$549,580	229	195	**34**	**102**
2018	Central Canal Storm Drain	$181,237	37	10	**27**	**75**

5.6 Funding Source Options

Grants

The city is unaware of any potential grant sources for the storm drain system. However, should it be the recipient of any such grants, it will then look at the potential to reduce impact fees.

Bonds

The city has no outstanding bonds for the storm drain system. While the City could issue bonds in the future to fund storm drain facilities, no bonds are currently being contemplated and therefore no costs associated with bond issuance have been included in the calculation of impact fees.

Transfer from General Fund

To the extent that the City can generate net revenues in its General Fund, it may choose to transfer all or a portion of the net revenues to the City's capital fund for the storm drain system. It is most likely that, if net revenues should be generated, they will be used to replace aging facilities.

Impact Fees

Because of the growth anticipated to occur in the city, impact fees are a viable means of allowing new development to pay for its impacts on the existing system. The city finds that it is necessary to impose impact fees to maintain the proposed level of service for the sanitary sewer collection system. The city plan for financing these system improvements relies upon impact fees. This IFFP is developed in accordance with legal guidelines so that an Impact Fee Analysis for the storm drain system may be prepared, and that the City may charge impact fees for said system.

Anticipated or Accepted Dedications of System Improvements
Any item that a developer funds must be included in the IFFP if a credit against impact fees is to be issued and must be agreed upon with the City before construction of the improvements.

5.7 Certification

The following certification is required in the Utah State Code Section 11-36a-306.

"I certify that the attached impact fee facilities plan:

1. includes only the costs of public facilities that are:
    a. allowed under the Impact Fees Act; and
    b. actually incurred; or
    c. projected to be incurred or encumbered within six years after the day on which each impact fee is paid;
2. does not include:
    a. costs of operation and maintenance of public facilities;
    b. costs for qualifying public facilities that will raise the level of service for the facilities, through impact fees, above the level of service that is supported by existing residents; or
    c. an expense for overhead, unless the expense is calculated pursuant to a methodology that is consistent with generally accepted cost accounting practices and the methodological standards set forth by the federal Office of Management and Budget for federal grant reimbursement; and
3. complies in each and every relevant respect with the Impact Fees Act."

_____

Chris L. Breinholt, P.E. – City Engineer

Appendix A – Project Cost Estimates

Impact Fee Facilities Plan Certification (11-36a-306)

I certify that the attached impact fee facilities plan:

1. Includes only the costs of public facilities that are:
    a. allowed under the Impact Fees Act; and
    b. actually incurred; or
    c. projected to be incurred or encumbered within six years after the day on which each impact fee is paid;
    d. existing deficiencies documented as such and not meant for inclusion in impact analysis.
2. Does not include:
    a. costs of operation and maintenance of public facilities;
    b. costs for qualifying public facilities that will raise the level of service for the facilities, through impact fees, above the level of service that is supported by existing residents;
    c. an expense for overhead, unless the expense is calculated pursuant to a methodology that is consistent with generally accepted cost accounting practices and the methodological standards set forth by the federal Office of Management and Budget for federal grant reimbursement; and
3. Complies in each and every relevant respect with the Impact Fees Act

This certification is made with the following limitations:

1. All of the recommendations for implementing this IFFP are followed in their entirety by the City.
2. If any portion of the IFFP is modified or amended in any way, this certification is no longer valid.
3. All information presented and used in the creation of this IFFP is assumed to be complete and correct, including any information received from the City or other outside source.

_____

Kevin J. Croshaw, P.E.

Transportation Impact Fee Facilities Plan Summary

Introduction

The Impact Fee Facilities Plan (IFFP) was prepared to meet the requirements of Section 11-36a of the Utah State Impact Fee Code. The purpose of the IFFP is to identify master planned roadway infrastructure projects that are eligible for impact fees, estimate the implementation costs associated with those projects that are eligible for impact fees, and estimate the available capacities in the existing roadway network that are eligible for reimbursement through impact fees.

Existing Level of Service

According to the Impact Fee Act, level of service (LOS) is defined as "the defined performance standard or unit of demand for each capital component of a public facility within a service area." The LOS of a roadway segment or intersection is used to determine if capacity improvements are necessary. LOS is measured on a roadway segment using its daily traffic volume and at an intersection based on the average delay per vehicle. A standard of LOS D was chosen as the acceptable LOS for Tremonton City.

Future Demand

The basis of the future travel demand was projected using a Travel Model (TD). The TD was used to project existing traffic conditions into the future using the PTV Vistro 2020 software. This software works by assigning trips to the roadway network based on existing and future data included in ITE's Trip Generation Manual. Each trip includes an origin, destination, and path between the two. As there are a significant number of origin and destinations within Tremonton City, the City was split into eight Development Zones (DZ). This reduces the complexity of the model while maintaining the accuracy of future traffic demand in the City. Each Development Zone acts as an origin or destination. All trips generated within each zone are assigned to another development zone.

Project Cost Attributable to Future Demand

Utilizing the TD projections, a 10-year Capital Facilities Plan was created outlining the projects necessary to maintain adequate LOS throughout the City. This includes existing improvements as well as new roadways based on projected new development. All projects included in the 10-year Capital Facilities Plan were assigned a project year based on expected development. Only the projects from 2020-2030 are impact fee eligible. For all impact fee eligible projects, reductions were calculated based on existing deficiencies, excess capacity, pass-through traffic, and existing user share. Of the **$4,113,680** required from Tremonton to build the expected roadway projects from 2020-2030, **$197,420** is eligible to be paid using impact fees. The additional impact fee eligible cost over 50 years (collected after this impact fee period) is **$3,375,000**. Which is referred to as buy-in and will be collected in future impact fee periods.

Table of Contents

Impact Fee Facilities Plan Certification (11-36a-306) i
Transportation Impact Fee Facilities Plan Summary ii
Introduction ii
Existing Level of Service ii
Future Demand ii
Project Cost Attributable to Future Demand ii
Table of Contents iii
List of Figures iv
List of Tables iv
Impact Fee Facilities Plan 1
Introduction 1
Existing Level of Service (11-36a-302.1.a.i) 1
Intersection Standards 2
Trips 2
System Improvements and Project Improvements 3
Proposed Level of Service (11-36a-302.1.a.ii) 3
Existing Capacity to Accommodate Future Growth (11-36a-302.1.a.iii) 4
Demands Placed on Facilities by New Development (11-36a-302.1.a.iv) 5
Existing Roadway Network Conditions 5
10-Year Capital Facilities Plan 8
Infrastructure Required to Meet Demands of New Development (11-36a-302.1.a.v) 10
Project Cost Attributable to 10-year Growth 10
Project Cost Attributable to 10-Year Growth 11
Proposed Means to Meet Demands of New Development (11-36a-302.2) 14
Federal Funding 15
State/County Funding 15
City Funding 16
*Interfund Loans ..... **Error! Bookmark not defined.***

HORROCKS ENGINEERS

Developer Dedications and Exactions *16*
Developer Impact Fees *17*
Necessity of Improvements to Maintain Level of Service 17
10 Year Capital Facilities Plan Cost Summary 38
IFFP Cost Estimates 40

List of Figures

Figure 1: Existing Functional Classification 6
Figure 2: Existing Level of Service 7
Figure 3: 10 Year Capital Facilities Plan Projects 9

List of Tables

Table 1: Capacity Criteria in Vehicles per Day at LOS D 2
Table 2: Existing and 2030 Excess Capacity/Deficiency Calculations in Existing Roadways 4
Table 3: Capital Facilities Plan Projects 8
Table 4: Impact Fee Facilities Plan Project Funding Sources 10
Table 5: Pass-Through Traffic Cost Reduction Calculation 12
Table 6: Excess Capacity Cost Reduction Calculations 12
Table 7: Existing User Share Cost Reduction Calculation 13
Table 8: Proportion of Projects Attributed to New Development 13
Table 9: Cost Attributable to Growth 14

Impact Fee Facilities Plan

Introduction

The purpose of an Impact Fee Facilities Plan (IFFP) is to identify public facilities that are needed to accommodate development, and to determine which projects may be funded with impact fees. Utah law requires communities to prepare an IFFP prior to preparing an impact fee analysis and establishing an impact fee. According to Title 11, Chapter 36a-302 of the Utah Code, the IFFP is required to identify the following:

- **The existing level of service**
- **A proposed level of service**
- **Any excess capacity to accommodate future growth at the proposed level of service**
- **The demands placed on existing public facilities by new development**
- **A proposed means by which the local political subdivision will meet those demands**
- **A general consideration of all potential revenue sources to finance the impacts on system improvements**

This analysis incorporates the information provided in the Tremonton Transportation Master Plan (TMP) regarding the upcoming demands on the existing infrastructure facilities that will require improvements to accommodate future growth and provide an acceptable LOS. Reference should be made to the previous chapters for additional information on the evaluation methodology and how the projections were made.

This section focuses on the improvements that are projected to be needed over the next ten years. Utah law requires that any impact fees collected for those improvements be spent within six years of being collected. Only capital improvements are included in this plan; all other maintenance and operation costs are assumed to be covered through the City's General Fund as tax revenues increase as a result of additional development.

Existing Level of Service (11-36a-302.1.a.i)

According to the Impact Fee Act, level of service is defined as "the defined performance standard or unit of demand for each capital component of a public facility within a service area." The LOS of a roadway segment or intersection is used to determine if capacity improvements are necessary. LOS is measured on a roadway segment using its daily traffic volume and at an intersection based on the average delay per vehicle. A standard of LOS D was chosen as the acceptable LOS for Tremonton City. This allows for speeds at or near free-flow speeds, but with less freedom to maneuver. At intersections, LOS D means that vehicles should not have to wait more than one cycle to proceed through the intersection and experience delays less than 35 seconds, according to the Highway Capacity Manual 2010. **Table 1** below summarizes the capacities for roadway segments used by Tremonton City at LOS D.

Table 1: Capacity Criteria in Vehicles per Day at LOS D

Lanes	Arterial	Collector
2	11,500	10,500
3	13,000	11,500
5	30,500	25,000
7	46,000	N/A

Intersection Standards

The performance of intersections has a large effect on the level of service of the roadway network. Intersections have different control types such as: no control, stop control, signal, roundabout, or yield. The level of service for each type of intersection is calculated depending on its control type. Intersection improvements will be necessary in some cases to maintain the desired level of service. One method to reduce costs is to coordinate the placement of signal wiring, foundations, and other features with roadway construction before the placement of the actual traffic signals and other elements are needed. The costs of these intersection improvements have been included in the roadway network cost estimates in **Table 4**. The total costs for the full installation of these intersection improvements may be postponed, depending on the specific needs of the intersections in the future.

Trips

The unit of demand for transportation impact is the daily trip. A daily trip is defined by the Institute of Transportation Engineers (ITE) as a single or one-directional vehicle movement to or from a site on a single day. The total traffic impact of a new development can be determined by the sum of the total number of trips generated by a development during the day. This trip generation number or impact can be estimated for an individual development using the ITE Trip Generation Manual (currently 10th edition). This publication uses national data studied over decades to assist traffic engineering professionals to determine the likely impact of new development on transportation infrastructure.

An additional consideration is that certain type of developments creates either primary trips, pass-by trips or both, do not generate primary trips or trips that originated for the sole purpose of visiting that development. An example of a primary trip is a home-based work trip where someone leaves their house with the express purpose of going to work. This primary trip has been generated by a combination of the home the trip originated in and the place of occupation where the trip is terminated. Thus, it is easily understood that the impact of this trip should be attributed to the housing development and workplace development, without either of these locations, the trip doesn't happen.

Some trips are not primary trips, they are defined as pass-by trips. This essentially means that the trip (crossing the Driveway of a development) was generated by a Driver deciding to make a stop on their way to their primary destination. Good examples of pass-by trips are someone that stops at the gas station on their way to work (a gas station is a pass-by trip) or a Driver that is enticed to stop at a fast food restaurant as they drive by because the HOT DONUTS sign is illuminated (the fast food restaurant is a pass-by trip). Pass-by trips do not add traffic to the roadway and therefore do not create additional impact. Each land use type in the ITE Trip Generation Manual has a suggested reduction for pass-by trips

where applicable. In each case, the trip reduction rate has been applied to the trip generation rate used in this IFFP.

System Improvements and Project Improvements

As described in the TMP, there are four primary classifications of roads, including local streets, collectors, arterials, and freeways/expressways. Tremonton City classifies street facilities based on the relative amounts of through and land-access service they provide. Local streets primarily serve land-access functions, while freeways and expressways are primarily meant for mobility. Each classification may have a variable number of lanes, which is a function of the expected traffic volume and serves as the greatest measure of roadway capacity.

Improvements to arterials are considered "system improvements" according to the Utah Impact Fee Law, as these streets serve users from multiple developments. System improvements may include anything within the roadway such as curb and gutter, asphalt, road base, lighting, and signing for collectors and arterials. These projects are eligible to be funded with impact fees and are included in this IFFP.

Proposed Level of Service (11-36a-302.1.a.ii)

The proposed level of service provides a standard for future roadway conditions to be evaluated against. This standard will determine whether or not a roadway will need improvements or not. According to the Utah Impact Fee Law, the proposed level of service may:

1. Diminish or equal the existing level of service
2. Exceed the existing level of service if, independent of the use of impact fees, the political subdivision or private entity provides, implements, and maintains the means to increase the existing level of service for existing demand within six years of the date on which new growth is charged for the proposed level of service; or
3. Establish a new public facility if, independent of the use of impact fees, the political subdivision or private entity provides, implements, and maintains the means to increase the existing level of service for existing demand within six years of the date on which new growth is charged for the proposed level of service.

This IFFP will not make any changes to the existing level of service, and LOS D will be the standard by which future growth will be evaluated.

Existing Capacity to Accommodate Future Growth (11-36a-302.1.a.iii)

An important element of the IFFP is the determination of excess capacity on the existing roadway network. Excess capacity is defined as the amount of available capacity on any given street in the roadway network under existing conditions. This capacity is available on any given street in the roadway network under existing conditions. This represents available capacity for new development in the city before additional infrastructure will be needed. This represents a buy-in component from the City as the existing residents/property owners have already paid for these improvements. Included is the determination of excess capacity in the existing roadway network. Excess capacity is defined as the amount of available capacity on any given street in the roadway network under existing conditions. **Table 2** represents the excess capacity that Tremonton has constructed. A positive excess capacity represents available capacity for new development in the City before additional infrastructure will be needed. This represents a buy-in component for the City as the existing residential/property owners/developers are to proportionately reimburse the City for its actual cost of excess capacity in these improvements. The portion of these roadways which are calculated as the buy-in components of the impact fee is included in the Impact Fee Analysis (IFA). Existing roadway segments with a negative existing excess capacity in **Table 2** (existing deficiencies under the Impact Fee Act) would undergo capacity improvements not funded with Impact Fee revenues. The roadways shown in **Table 2** are part of recently constructed roadway projects with a total upsize cost to Tremonton of **$853,423.51**. The percentage of this Tremonton cost is included in the buy-in component of the impact fee as shown in **Table 2.** Project costs contained in **Table 2** are exact costs provided by Tremonton City.

Table 2: Existing and 2030 Excess Capacity/Deficiency Calculations in Existing Roadways

Road Name	Functional Classification	Existing Capacity	Existing Volume	Excess Capacity/ Deficiency	Excess Capacity/ Deficiency %	2030 Capacity (Projects Included)	2030 Volumes	2030 Excess Capacity/ Deficiency	2030 Excess Capacity/ Deficiency %	Project Cost
BR Mountain Road	Minor Arterial	13,000	10	12,990	99%	13,000	2,000	11,000	85%	$568,865.64
1000 North	Minor Arterial	13,000	2,600	10,400	80%	15,100	5,200	9,900	66%	$81,765.23
Main Street (Iowa String)	Major Arterial	13,000	9,800	3,200	25%	15,100	13,500	1,600	11%	$64,541.20
Main Street (650 W)	Major Arterial	32,800	9,800	23,000	70%	32,800	13,500	19,300	59%	$138,251.44
Total										**$853,423.51**

Demands Placed on Facilities by New Development (11-36a-302.1.a.iv)

To meet the requirements of the Utah Impact Fee law, to "identify demands placed upon existing public facilities by new development activity at the proposed level of service" and to "identify the means by which the political subdivision or private entity will meet those growth demands", the following steps were completed and are explained in further detail in the following sections:

1. **Existing Demand –** The traffic demand at the present time was estimated using traffic counts and population data.
2. **Existing Capacity –** The capacity of the current roadway network was estimated using the calculated LOS.
3. **Existing Deficiencies –** The deficiencies in the current network were identified by comparing the LOS of the roadways to the LOS standard.
4. **Future Demand –** The future demand on the network was estimated using development projections.
5. **Future Deficiencies –** The deficiencies in the future network were identified by comparing the calculated future LOS with the LOS standard.
6. **Recommended Improvements –** Recommendations were made that will help meet future demands.

Existing Roadway Network Conditions

Conversions of Growth and Development Projections to Trip Generations

The basis of the future travel demand (TD) was projected using the PTV Vistro 2020 software. This software works by assigning trips to the roadway network based on existing and future data included in ITE's Trip Generation Manual. Each trip includes an origin, destination, and path between the two. As there are a significant number of origin and destinations within Tremonton City, the City was split into eight development zones (DZ). This reduces the complexity of the model while maintaining the accuracy of future traffic demand in the City. Each Development Zone acts as an origin or destination. All trips generated within each zone are assigned to another development zone.

Existing Functional Classification and Level of Service

The existing functional classification is shown in **Figure 1**. The LOS was calculated according to the guidelines explained in the Level of Service section for the existing roadway network and is included in **Figure 2**.

Transportation Master Plan

Figure 01: Existing Functional Classification

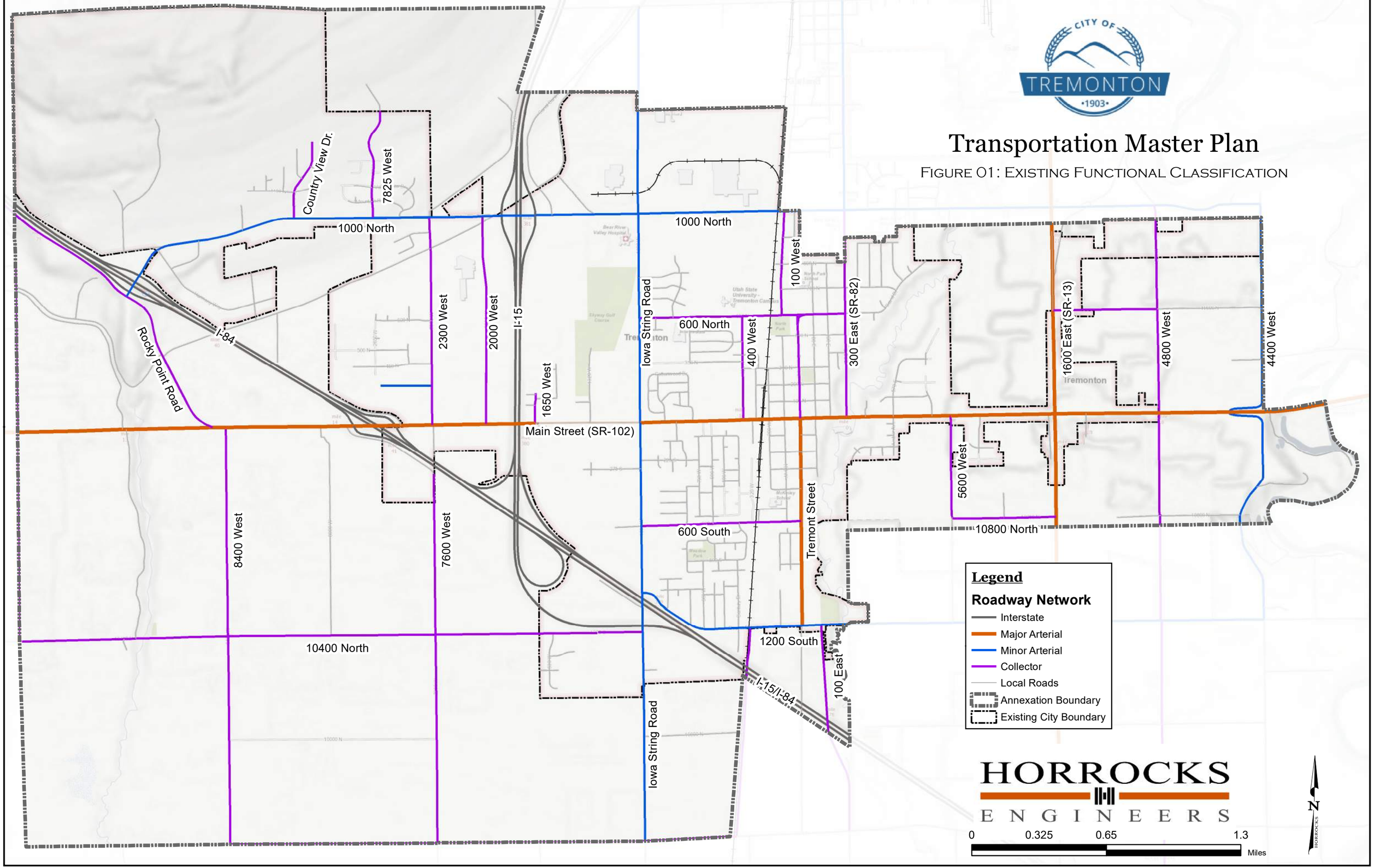

Transportation Master Plan

Figure 02: Existing Level of Service

< 1,000 (A)
23b
23a
2,600 (A)
4,900 (A)
26
2,000 (A)
< 1,000 (A)
5,800 (A)
5,900 (B)
1,800 (A)
2,700 (A)
2,600 (A)
2,000 (A)
5,100 (A)
4
5
10
1,200 (A)
6,800 (B)
4,300 (A)
Tremonton
2,300 (A)
1,000 (A)
6,900 (B)
67
9,600 (C)
9,800 (C)
10,300 (C)
6,500 (B)
1,500 (A)
2,900 (A)
2,100 (A)
6,200 (B)
4,000 (A)
< 1,000 (A)
< 1,000 (A)
1,600 (A)
74
< 1,000 (A)

Legend

Level of Service

- Acceptable (LOS D or Better)
- Interstate
- Unacceptable (LOS E or Worse)
- Annexation Boundary
- Existing City Boundary

1,700 (A) AADT (LOS)

HORROCKS ENGINEERS

0 0.325 0.65 1.3 Miles

N

Mitigations to Existing Capacity Deficiencies

Using LOS D as the threshold for roadway improvements in **Figure 2** (Indicated by red lines), there are no roadways that have existing capacity deficiencies:

Roadway Segments at or below LOS E:

- **None, no mitigation needed**

Intersections with existing deficiencies:

- **None, no mitigation needed**

In most cases, roadway capacity improvements are achieved by adding travel lanes. In some cases, additional capacity can be gained by striping additional lanes where the existing pavement width will accommodate it. This can be accomplished by eliminating on street parking, creating narrower travel lanes, and adding two-way left turn lanes where they don't currently exist. For all roadway capacity improvements, it is recommended to investigate other mitigation methods before widening the roadway.

10-Year Capital Facilities Plan

Although projects will be completed as growth and development occurs throughout the city, the existing, no build scenarios and City estimates and projections for growth are used as a basis to predict the necessary projects to include in the IFFP. **Figure 3** and **Table 3** show the Capital Facilities Plan, which forecast all necessary improvements for the next ten years. This includes all of the projects regardless of their eligibility for impact fee expenditure. Project costs are included in **10 Year Capital Facilities Plan Cost Summary**.

Table 3: Capital Facilities Plan Projects

Project	Location	Funding Source
4.	BR Mountain Road: 2650 West to west border	Tremonton City
5.	BR Mountain Road: 2300 West to Main Street	Tremonton City
10.	2000 West Realignment to Project #4	Tremonton City
23a.	1000 North: 2300 West to 2650 West	Tremonton City
23b.	1000 North: 3100 West/Country View Drive to 2650 West	Tremonton City/UDOT*
26	1000 North: 1500 West to Iowa String Road	Tremonton City
67	Main Street Widening: Install Turn Lane at 1650 West	Tremonton City
74	1200 South Widening: 100 East to Railroad Tracks	Tremonton City

*The City anticipates receiving $1,500,000 from UDOT's Small Urban Fund for this project

Transportation Master Plan

Figure 3: Capital Projects Map

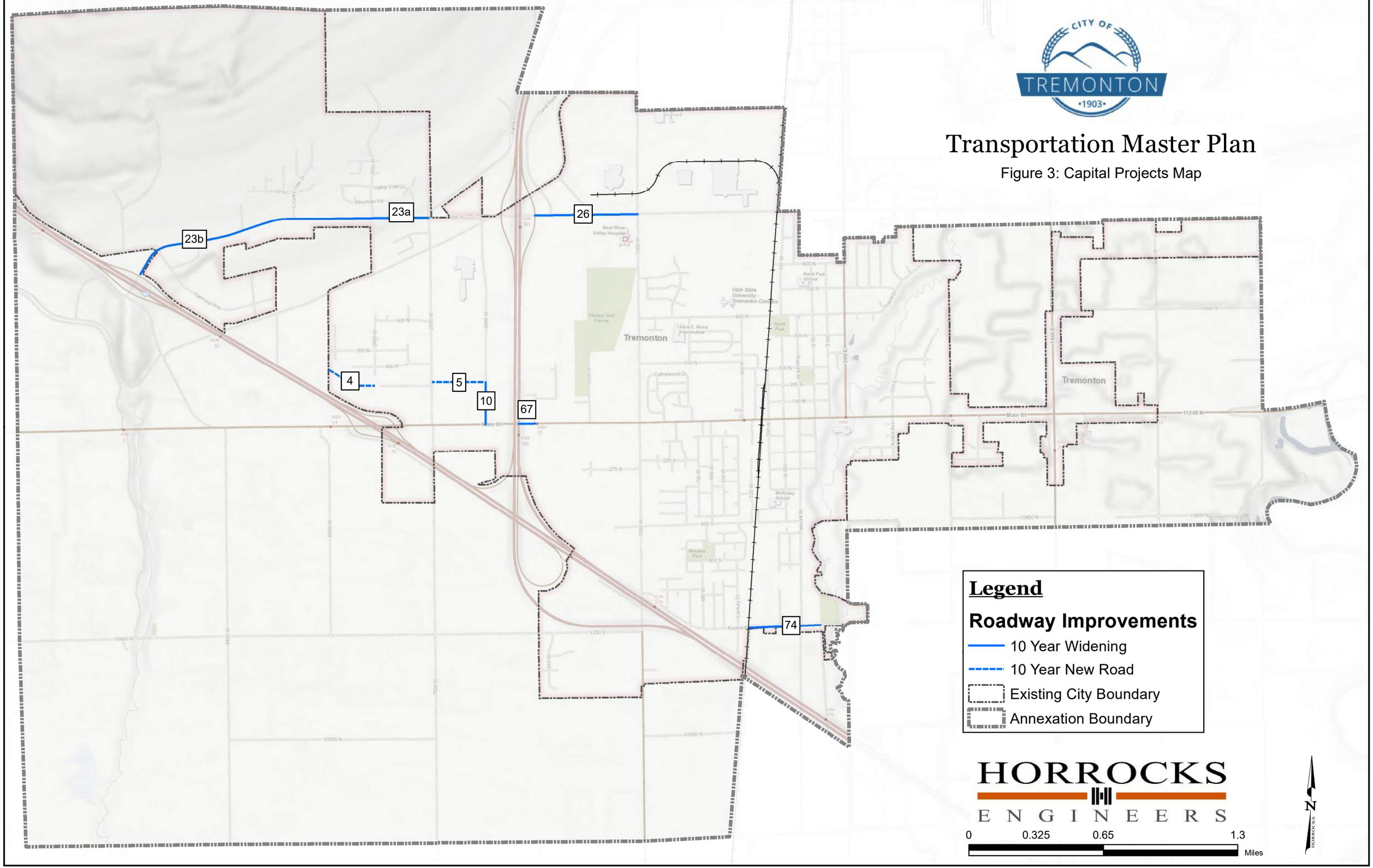

Infrastructure Required to Meet Demands of New Development (11-36a-302.1.a.v)

Project Cost Attributable to 10-year Growth

Table 4 shows the funding sources for IFFP projects costs attributable to new growth as a percentage of the total project. A portion of each project in **Table 4** is impact fee eligible, depending on how it is funded. Only that portion of a project cost funded by Tremonton is impact fee eligible. For each project, that amount is indicated in the **Tremonton City %** and **Tremonton City Total** columns.

There are additional costs included in each cost estimate based on a percentage of the construction costs. The four additional costs include contingency, mobilization, preconstruction engineering, and construction engineering. The percentages used for the additional costs may vary as these values are estimated for each individual project. These estimates are based on the concept cost estimate values used by UDOT. Contingency accounts for the items not estimated during the concept cost estimate. Examples include roadway striping, utility placement, and survey. Contingency costs can range up to 25% based on the number of items not estimated. Mobilization is the preparation before construction begins on a project. It is recommended that a value of 10% be used for project mobilization. Preconstruction engineering is based on the complexity of the project as well as the construction costs. It is recommended that for local projects the preconstruction costs can range up to 16% of the construction costs. For the cost estimates included in this IFFP, a value of 10% was used. Construction engineering includes the construction management and additional design necessary during construction. Recommended costs for local projects range up to 16% and a value of 10% was used for the cost estimates included in the IFFP. All cost estimates along with all unit costs and assumptions are included in **IFFP Cost Estimates**.

Table 4: Impact Fee Facilities Plan Project Funding Sources

Project	Location	Total Price	Funding Source	Tremonton City %	Tremonton City Total
4.	BR Mountain Road: 1000 North to 2300 West	$385,000	Tremonton City	100%	$385,000
5.	BR Mountain Road: 2300 West to Main Street	$1,119,000	Tremonton City	22%	$246,180
10.	2000 West Realignment to Project #4	$344,000	Tremonton City	100%	$344,000
23a.	1000 North: 2300 West to 2650 West	$650,000	Tremonton City	100%	$650,000
23b.	1000 North: 3100 West/Country View Drive to 2650 West	$100,500	Tremonton City/UDOT	100%	$100,500
26	1000 North: 1500 West to Iowa String Road	$667,000	Tremonton City	100%	$667,000
67	Main Street Widening: Install Turn Lane at 1650 West	$129,000	Tremonton City	100%	$129,000
74	1200 South Widening: 100 East to Railroad Tracks	$1,592,000	Tremonton City	100%	$1,592,000
Total		**$4,990,000**			**$4,113,680**

Project Cost Attributable to 10-Year Growth

Using the travel demand model mentioned in previous sections it is possible to estimate the number of daily trips originating or terminating in Tremonton for the existing and future conditions. The difference between the future daily trips and the existing daily trips (the number of new trips in the City) becomes the denominator in the equation used to calculate the impact fee cost per Daily trip for new development. The City of Tremonton currently generates approximately **2,803** one-way Daily trips. The projected 2030 daily trip number for Tremonton City is **4,669,** a **67%** increase on today's value. This gives a total increase of **1,866** trips.

Included in the IFFP are reductions to the City's total cost that are not attributed to growth. The reductions included in the following sections are for existing deficiencies, pass-through, existing user share for new construction projects, and excess capacity that will not be consumed through 2030. These are calculated based on the projected 2030 traffic volumes as well as output data from the TD.

Also included are the reductions for traffic signals. Traffic signals are implemented based on the traffic signal warrants found in Chapter 4C of the Utah Manual on Uniform Traffic Control Devices (MUTCD). Included in the MUTCD are warrants based of traffic volumes, pedestrian volumes, safety, as well as the roadway network in proximity to the intersection. A traffic signal is not installed without meeting one of the signal warrants included in the Utah MUTCD. To estimate the reductions for existing deficiencies, pass-through, and excess capacity, the weighted average of the two intersecting streets was used.

Existing Deficiency Reduction

This proportionate cost of added lane capacity will remedy an existing capacity deficiency that cannot be funded using Impact Fees. There are no existing deficiencies in Tremonton.

Pass-Through Reduction

Included in **Table 5** is the percent Pass-Through traffic for all project roadways. A vehicle trip is considered pass-through when the origin and the destination for a specific trip occurs outside the city limits. For all growth within Tremonton, there is a certain percentage of new trips which are considered pass-through. The Travel Demand Model determines pass-through traffic by keeping track of the origin, destination, and path for each vehicle trip generated. When the vehicle trip uses a roadway in Tremonton and the origin and destination of that trip is located outside of Tremonton, that trip is considered a pass-through trip. Since a pass-through trip does not arise from new development activity in Tremonton, it cannot be paid for with impact fees. The proportion of pass-through traffic not attributable to impact fees is the proportion of pass-through traffic to the added capacity of the roadway.

Table 5: Pass-Through Traffic Cost Reduction Calculation

Project	Location	Added Capacity	Pass-Through Volume	Pass Through %
4.	BR Mountain Road: 2650 West to west border	13,000	20	**1%**
5.	BR Mountain Road: 2300 West to Main Street	13,000	20	**1%**
10.	2000 West Realignment to Project #4	1,500	10	**1%**
23a.	1000 North: 2300 West to 2650 West	1,500	20	**1%**
23b.	1000 North: 3100 West/Country View Drive to 2650 West	1,500	20	**1%**
26	1000 North: 1500 West to Iowa String Road	1,500	30	**1%**
67	Main Street Widening: Install Turn Lane at 1650 West	1,500	40	**1**%
74	1200 South Widening: 100 East to Railroad Tracks	1,500	10	**1**%

Excess Capacity Reduction

Included in **Table 6** is the calculated excess capacity remaining in 2030. The excess capacity is the proportion of the added capacity constructed during this IFFP period that is not used in 2030. Since this capacity is not used by 2030, it is not a cost of growth in this IFFP period, but can be recouped in a later IFFP period. The future capacity is the total capacity of the roadway after construction and the added capacity is the capacity added to the existing capacity of the roadway.

Table 6: Excess Capacity Cost Reduction Calculations

Project	Location	Future Capacity	Added Capacity	2030 Traffic Volume	2030 Excess Capacity	Cost Reduction %
4.	BR Mountain Road: 2650 West to west border	13,000	13,000	1,500	11,500	88%
5.	BR Mountain Road: 2300 West to Main Street	13,000	13,000	2,000	11,000	85%
10.	2000 West Realignment to Project #4	13,000	1,500	3,400	9,600	100%
23a.	1000 North: 2300 West to 2650 West	13,000	1,500	2,900	10,100	100%
23b.	1000 North: 3100 West/Country View Drive to 2650 West	13,000	1,500	2,900	10,100	100%
26	1000 North: 1500 West to Iowa String Road	13,000	1,500	7,400	5,600	100%
67	Main Street Widening: Install Turn Lane at 1650 West	13,000	1,500	13,100	0	0%
74	1200 South Widening: 100 East to Railroad Tracks	13,000	1,500	3,000	10,000	100%

Existing User Share for New Construction Projects

For all roadways in the roadway system, a portion of the traffic volume will be used by the existing roadway users. For existing roadways, the existing user share is the existing roadway volume. For new construction, a proportion of the new traffic volume is attributed to those existing users who will use the road. **Table 7** shows the reduction based on the existing user share for all new roadway construction.

Table 7: Existing User Share Cost Reduction Calculation

Project	Location	Added Capacity	Existing User Volume	Existing User %
4.	BR Mountain Road: 2650 West to west border	13,000	124	1%
5.	BR Mountain Road: 2300 West to Main Street	13,000	124	1%
10.	2000 West Realignment to Project #4	1,500	54	1%
23a.	1000 North: 2300 West to 2650 West	1,500	132	1%
23b.	1000 North: 3100 West/Country View Drive to 2650 West	1,500	86	1%
26	1000 North: 1500 West to Iowa String Road	1,500	15	1%
67	Main Street Widening: Install Turn Lane at 1650 West	1,500	43	1%
74	1200 South Widening: 100 East to Railroad Tracks	1,500	26	1%

Proportion Attributable to Growth Summary and Costs

Impact fees can only be collected for the proportion of the added capacity which is used by new development that is projected to occur through 2030, this IFFP period. **Table 8** is a summary table that accounts for all cost reductions attributed to existing user share, pass-through, and excess capacity.

Table 8: Proportion of Projects Attributed to New Development

Project	Location	Cost Reduction For				Proportion Attributable to Growth
		Existing Deficiency	User Share	Pass-Through	Excess Capacity	
4.	BR Mountain Road: 2650 West to west border	0%	1%	1%	88%	10%
5.	BR Mountain Road: 2300 West to Main Street	0%	1%	1%	85%	13%
10.	2000 West Realignment to Project #4	0%	1%	1%	100%	0%
23a.	1000 North: 2300 West to 2650 West	0%	1%	1%	100%	0%
23b.	1000 North: 3100 West/Country View Drive to 2650 West	0%	1%	1%	100%	0%
26	1000 North: 1500 West to Iowa String Road	0%	1%	1%	100%	0%
67	Main Street Widening: Install Turn Lane at 1650 West	0%	1%	1%	0%	100%
74	1200 South Widening: 100 East to Railroad Tracks	0%	1%	1%	100%	0%

Using the proportion attributed to future growth in **Table 8**, the cost attributable to future growth is calculated in **Table 9**. Of the **$4,113,680** required by Tremonton for roadway improvements, **$197,420** is eligible to be paid using impact fees. All assumptions, rates and specific project costs are found in **IFFP Cost Estimates**.

Table 9: Cost Attributable to Growth

Project	Location	Total Cost	Tremonton City Total	Proportion Attributable to Growth	Cost Attributable to Growth
4.	BR Mountain Road: 2650 West to west border	$385,000	$385,000	10%	$39,000
5.	BR Mountain Road: 2300 West to Main Street	$1,119,000	$246,180	13%	$32,000
10.	2000 West Realignment to Project #4	$344,000	$344,000	0%	$0
23a.	1000 North: 2300 West to 2650 West	$650,000	$650,000	0%	$0
23b.	1000 North: 3100 West/Country View Drive to 2650 West	$100,500	$100,500	0%	$0
26	1000 North: 1500 West to Iowa String Road	$667,000	$667,000	0%	$0
67	Main Street Widening: Install Turn Lane at 1650 West	$129,000	$129,000	98%	$126,420
74	1200 South Widening: 100 East to Railroad Tracks	$1,592,000	$1,592/,000	0%	$0
Total		**$4,990,000**	**$4,113,680**		**$197,420**

Proposed Means to Meet Demands of New Development (11-36a-302.2)

All possible revenue sources have been considered as a means of financing transportation capital improvements needed as a result of new growth. This section discusses the potential revenue sources that could be used to fund transportation needs as a result of new development.

Transportation routes often span multiple jurisdictions and provide regional significance to the transportation network. As a result, other government jurisdictions or agencies often help pay for such regional benefits. Those jurisdictions and agencies could include the Federal Government, the State Government or UDOT. The City will need to continue to partner and work with these other jurisdictions to ensure the adequate funds are available for the specific improvements necessary to maintain an acceptable LOS. The City will also need to partner with adjacent communities to ensure corridor continuity across jurisdictional boundaries (i.e., arterials connect with arterials; collectors connect with collectors, etc.).

Funding sources for transportation are essential if Tremonton City recommended improvements are to be built. The following paragraphs further describe the various transportation funding sources available to the City.

Federal Funding

Federal monies are available to cities and counties through the federal-aid program. UDOT administers the funds. In order to be eligible, a project must be listed on the five-year Statewide Transportation Improvement Program (STIP).

The Surface Transportation Program (STP) funds projects for any roadway with a functional classification of a collector street or higher as established on the Functional Classification Map. STP funds can be used for both rehabilitation and new construction. The Joint Highway Committee programs a portion of the STP funds for projects around the state in urban areas. Another portion of the STP funds can be used for projects in any area of the state at the discretion of the State Transportation Commission. Transportation Enhancement funds are allocated based on a competitive application process. The Transportation Enhancement Committee reviews the applications and then a portion of the application is passed to the State Transportation Commission. Transportation enhancements include 12 categories ranging from historic preservation, bicycle and pedestrian facilities, and water runoff mitigation. Other federal and state trail funds are available from the Utah State Parks and Recreation Program.

State/County Funding

The distribution of State Class B and C Program monies is established by State Legislation and is administered by the State Department of Transportation. Revenues for the program are derived from State fuel taxes, registration fees, Driver license fees, inspection fees, and transportation permits. Seventy-five percent of these funds are kept by UDOT for their construction and maintenance programs. The rest is made available to counties and cities. There are several significant roads in Tremonton that fall under UDOT jurisdiction, it is in the interests of the City that staff is aware of the procedures used by UDOT to allocate those funds and to be active in requesting the funds be made available for UDOT owned roadways in the City.

Class B and C funds are allocated to each city and county by a formula based on population, centerline miles, and land area. Class B funds are given to counties, and Class C funds are given to cities and towns. Class B and C funds can be used for maintenance and construction projects; however, thirty percent of those funds must be used for construction or maintenance projects that exceed $40,000. The remainder of these funds can be used for matching federal funds or to pay the principal, interest, premiums, and reserves for issued bonds.

In 2005, the state senate passed a bill providing for the advance acquisition of right-of-way for highways of regional significance. This bill would enable cities in the county to better plan for future transportation needs by acquiring property to be used as future right-of-way before it is fully developed and becomes extremely difficult to acquire. The county is responsible to program and control monies generated by the local corridor preservation fund. In order to qualify for preservation funds, the City must comply with the Corridor Preservation Process found online at www.udot.utah.gov/public/ucon.

City Funding

Some cities utilize general fund revenues for their transportation programs. Another option for transportation funding is the creation of special improvement districts. These districts are organized for the purpose of funding a single specific project that benefits an identifiable group of properties. Another source of funding used by cities includes revenue bonding for projects intended to benefit the entire community.

Private interests often provide resources for transportation improvements. Developers construct the local streets and collector roads within subdivisions and often dedicate right-of-way and participate in the construction of arterial streets adjacent to their developments. Developers can also be considered a possible source of funds for projects through the use of impact fees. These fees are assessed as a result of the impacts a particular development will have on the surrounding roadway system, such as the need for traffic signals or street widening.

General fund revenues are typically reserved for operation and maintenance purposes as they relate to transportation. However, general funds could be used if available to fund the expansion or introduction of specific services. Providing a line item in the City budgeted general funds to address roadway improvements, which are not impact fee eligible is a recommended practice to fund transportation projects should other funding options fall short of the needed amount.

General obligation bonds are debt paid for or backed by the City's taxing power. In general, facilities paid for through this revenue stream are in high demand amongst the community. Typically, general obligation bonds are not used to fund facilities that are needed as a result of new growth because existing residents would be paying for the impacts of new growth. As a result, general obligation bonds are not considered a fair means of financing future facilities needed as a result of new growth.

Certain areas might require different needs or methods of funding other than traditional revenue sources. A Special Assessment Area (SAA) can be created for infrastructure needs that benefit or encompass specific areas of the City. Creation of the SAA may be initiated by the municipality by a resolution declaring the public health, convenience, and necessity requiring the creation of a SAA. The boundaries and services provided by the district must be specified and a public hearing held prior to creation of the SAA. Once the SAA is created, funding can be obtained from tax levies, bonds, and fees when approved by the majority of the qualified electors of the SAA. These funding mechanisms allow the costs to be spread out over time. Through the SAA, tax levies and bonding can apply to specific areas in the City needing to benefit from the improvements.

Developer Credit

Also included in section 11-36a-3014(2)(f) of the Utah Impact Fee Act is a method to provide developer credits. When there is a project included in the IFFP or a project that offsets the demand for a system that is included in the IFFP, that developer is entitled to a credit against the impact fees owed.

Developer Impact Fees

Impact fees are a way for a community to obtain funds to assist in the construction of infrastructure improvements resulting from and needed to serve new growth. The premise behind impact fees is that if no new development occurred, the existing infrastructure would be adequate. Therefore, new developments should pay for the portion of required improvements that result from new growth. Impact fees are assessed for many types of infrastructures and facilities that are provided by a community, such as roadway facilities. According to state law, impact fees can only be used to fund growth related system improvements.

Necessity of Improvements to Maintain Level of Service

According to State statutes, impact fees must only be used to fund projects that will serve needs caused by future development. They are not to be used to address present deficiencies. Only projects costs that address future needs are included in this IFFP. This ensures a fair fee since developers will not be expected to address present deficiencies.

10 Year Capital Facilities Plan Cost Summary

Tremonton Impact Fee Calculation												
Project	**Location**	**Total Price (Project Year)**	**Funding Source**	**Existing Traffic Volume**	**Added Capacity**	**2030 Volume**	**Added Volume**	**Pass-Through Volume**	**Model Pass-through Percent**	**Reduction for Pass-Through**	**Excess Capacity Volume**	**Reduction for Excess Capacity**
4	BR Mountain Road 1000 North to 2300 West	$385,000	Tremonton City	0	13,000	1,500	1,500	20	1%	1%	11,500	88%
5	BR Mountain Road 2300 West to Main Street	$1,119,000	Tremonton City	0	13,000	2,000	2,000	20	1%	1%	11,000	85%
10	2000 West Realignment to Project #4	$344,000	Tremonton City	2,000	1,500	3,400	1,400	10	1%	1%	9,600	100%
23a	1000 North: 2300 West to 2650 West	$650,000	Tremonton City	1,000	1,500	2,900	1,900	20	1%	1%	10,100	100%
23b	1000 North: 3100 West/Country View Drive to 2560 West	$100,500	Tremonton City, UDOT	1,000	1,500	2,900	1,900	20	1%	1%	10,100	100%
26	1000 North: 1500 West to Iowa String Road	$667,000	Tremonton City	4,900	1,500	7,400	2,500	30	1%	1%	5,600	100%
67	Main Street Widening: Install Turn Lane at 1650 West	$129,000	Tremonton City	9,600	1,500	13,100	3,500	40	1%	1%	0	0%
74	1200 South Widening: 100 East to railroad tracks	$1,592,000	Tremonton City	1,600	1,500	3,000	1,400	10	1%	1%	10,000	100%
	Total	**$4,990,000**										

Tremonton Impact Fee Calculation												
Project	**Location**	**Total Price (Project Year)**	**Funding Source**	**Existing Traffic Volume**	**Added Capacity**	**2030 Volume**	**Added Volume**	**Existing Proportionate Share Volume**	**Reduction for Existing Proportionate Share**	**Reduction for Existing Proportionate Share**	**Total Fee Percentage**	**Impact Fee Eligible Total (Project Year)**
4	BR Mountain Road 1000 North to 2300 West	$385,000	Tremonton City	0	13,000	1,500	1,500	124	1%	1%	10%	**$39,000**
5	BR Mountain Road 2300 West to Main Street	$1,119,000	Tremonton City	0	13,000	2,000	2,000	124	1%	1%	13%	**$32,000**
10	2000 West Realignment to Project #4	$344,000	Tremonton City	2,000	1,500	10,400	1,400	54	1%	1%	0%	**$0**
23a	1000 North: 2300 West to 2650 West	$650,000	Tremonton City	1,000	1,500	2,900	1,900	132	1%	1%	0%	**$0**
23b	1000 North: 3100 West/Country View Drive to 2560 West	$100,500	Tremonton City, UDOT	1,000	1,500	2,900	1,900	86	1%	1%	0%	**$0**
26	1000 North: 1500 West to Iowa String Road	$667,000	Tremonton City	4,900	1,500	7,400	2,500	15	1%	1%	0%	**$0**
67	Main Street Widening: Install Turn Lane at 1650 West	$129,000	Tremonton City	9,600	1,500	13,100	3,500	43	1%	1%	98%	**$126,420**
74	1200 South Widening: 100 East to railroad tracks	$1,592,000	Tremonton City	1,600	1,500	3,000	1,400	26	1%	1%	0%	**$0**
	Total	**$4,990,000**										**$197,420**

Tremonton Impact Fee Calculation

Project	Location	Total Price (Project Year)	Funding Source	Tremonton %	Tremonton Total (Project Year)	Existing Traffic Volume	Added Capacity	2050 Volume	Added Volume	Pass-Through Volume	Model Pass-through Percent	Reduction for Pass-Through	Excess Capacity Volume	Reduction for Excess Capacity
4	BR Mountain Road 1000 North to 2300 West	$385,000	Tremonton City	100%	$385,000	0	13,000	12,400	12,400	120	1%	1%	600	5%
5	BR Mountain Road 2300 West to Main Street	$1,119,000	Tremonton City	100%	$246,180	0	13,000	12,400	12,400	120	1%	1%	600	5%
10	2000 West Realignment to Project #4	$344,000	Tremonton City	100%	$344,000	2,000	1,500	10,400	8,400	80	1%	1%	2,600	100%
23a	1000 North: 2300 West to 2650 West	$650,000	Tremonton City	100%	$650,000	1,000	1,500	14,200	13,200	130	1%	1%	0	0%
23b	1000 North: 3100 West/Country View Drive to 2560 West	$100,500	Tremonton City, UDOT	100%	$100,500	1,000	1,500	9,600	8,600	90	1%	1%	3,400	100%
26	1000 North: 1500 West to Iowa String Road	$667,000	Tremonton City	100%	$667,000	4,900	1,500	14,700	9,800	100	1%	1%	0	0%
67	Main Street Widening: Install Turn Lane at 1650 West	$129,000	Tremonton City	100%	$129,000	9,600	1,500	13,100	3,500	40	1%	1%	0	0%
74	1200 South Widening: 100 East to railroad tracks	$1,592,000	Tremonton City	100%	$1,592,000	1,600	1,500	13,600	12,000	120	1%	1%	0	0%
	Total	**$4,990,000**			**$3,730,000**									

Tremonton Impact Fee Calculation

Project	Location	Total Price (Project Year)	Funding Source	Tremonton %	Tremonton Total (Project Year)	Existing Traffic Volume	Added Capacity	2050 Volume	Added Volume	Existing Proportionate Share Volume	Reduction for Existing Proportionate Share	Reduction for Existing Proportionate Share	Total Fee Percentage	Impact Fee Eligible Total (Project Year)
4	BR Mountain Road 1000 North to 2300 West	$385,000	Tremonton City	100%	$385,000	0	13,000	12,400	12,400	124	1%	1%	83%	**$320,000**
5	BR Mountain Road 2300 West to Main Street	$1,119,000	Tremonton City	100%	$246,180	0	13,000	12,400	12,400	124	1%	1%	80%	**$197,000**
10	2000 West Realignment to Project #4	$344,000	Tremonton City	100%	$344,000	2,000	1,500	10,400	8,400	54	1%	1%	0%	**$0**
23a	1000 North: 2300 West to 2650 West	$650,000	Tremonton City	100%	$650,000	1,000	1,500	14,200	13,200	132	1%	1%	98%	**$637,000**
23b	1000 North: 3100 West/Country View Drive to 2560 West	$100,500	Tremonton City, UDOT	100%	$100,500	1,000	1,500	9,600	8,600	86	1%	1%	7%	**$7,000**
26	1000 North: 1500 West to Iowa String Road	$667,000	Tremonton City	100%	$667,000	4,900	1,500	14,700	9,800	15	1%	1%	98%	**$654,000**
67	Main Street Widening: Install Turn Lane at 1650 West	$129,000	Tremonton City	100%	$129,000	9,600	1,500	13,100	3,500	43	1%	1%	0%	**$0**
74	1200 South Widening: 100 East to railroad tracks	$1,592,000	Tremonton City	100%	$1,592,000	1,600	1,500	13,600	12,000	26	1%	1%	98%	**$1,560,000**
	Total	**$4,990,000**			**$3,730,000**									**$3,375,000**

IFFP Cost Estimates

BR Mountain Road Expansion Project

Construct Next Phase of BR Mountain Road

Concept Cost Estimate

Location:

Date: 1/25/2021

Item	Description	Qty	Unit	Unit Price	Total
	MINOR ARTERIAL ROADWAY W/ TRAIL (80' ROW)				
1	Clear and Grub Proposed Roadway and Sidewalk area	109,840	sf	$0.15	$16,476.00
2	Excavate to Subgrade and General Site Grading	1	ls	$11,000.00	$11,000.00
3	Furnish and Install Mirafi RS 2080i Geotextile	7,931	sy	$2.00	$15,862.00
4	Furnish and Install Imported Granular Material (14” min)	6,995	ton	$11.00	$76,945.00
5	Furnish and Install Road Base (10" min)	5,175	ton	$16.50	$85,387.50
6	Furnish and Install Asphalt Pavement (3.5” min)	1,613	ton	$77.00	$124,201.00
7	Furnish and Install 30” Curb and Gutter	2,745	lf	$17.50	$48,037.50
8	Furnish and Install Concrete Flatwork	13,552	sf	$6.00	$81,312.00
9	Furnish and Install Landscape Rock over Weed Barrier	12,353	sf	$2.00	$24,706.00
				ROADWAY SUBTOTAL =	**$483,927.00**
10	Furnish and Install 8" PVC C900 Waterline	1,385	lf	$33.00	$45,705.00
11	Furnish and Install Fire Hydrant Assembly	3	ea	$5,500.00	$16,500.00
12	Connect to Existing Water	1	ea	$1,500.00	$1,500.00
				CULINARY WATER SUBTOTAL =	**$63,705.00**
13	Furnish and Install 8" PVC Sewer Line	1,245	lf	$40.00	$49,800.00
14	Furnish and Install 4' Diameter Sewer Manhole	6	ea	$3,000.00	$18,000.00
15	Connect to Existing Sewer	1	ea	$2,500.00	$2,500.00
				SANITARY SEWER SUBTOTAL =	**$70,300.00**
16	Furnish and Install 18" RCP Strom Drain Line	1,400	lf	$50.00	$70,000.00
17	Furnish and Install 36" RCP Storm Drain Line	80	lf	$90.00	$7,200.00
18	Furnish and Install 48" RCP Storm Drain Line	80	lf	$100.00	$8,000.00
19	Furnish and Install 4' Diameter Storm Manholes	5	ea	$3,000.00	$15,000.00
20	Furnish and Install Type II Catch Basin	8	ea	$2,200.00	$17,600.00
21	Connect to Existing Storm Drain	1	ea	$2,500.00	$2,500.00
				STORM DRAIN SUBTOTAL =	**$120,300.00**
22	Furnish and Install 6" Secondary Water Line	1,215	lf	$35.00	$42,525.00
				SECONDARY WATER SUBTOTAL=	**$42,525.00**
				OVERALL PROJECT SUBTOTAL =	**$780,757.00**
				10%± Contingency & Engineering =	**$78,075.70**
				TOTAL PROJECT=	**$858,832.70**
				HERITAGE RESPONSIBILITY (PARCELS A & B)=	**$260,029.22**
				% OF OVERALL PROJECT=	***30.28%***
				CITY RESPONSIBILTY (ASHFIELD APARTMENTS & REMAINDER)=	**$598,803.48**
				% OF OVERALL PROJECT=	***69.72%***
				ROADWAY=	***$384,498.18***
				CULINARY WATER=	***$42,461.10***
				SANITARY SEWER=	***$47,663.00***
				STORM DRAIN=	***$92,919.20***
				SECONDARY WATER=	***$31,262.00***

HERITAGE-PARCEL "A"					
Item	**Description**	**Qty**	**Unit**	**Unit Price**	**Total**
	MINOR ARTERIAL ROADWAY (66' ROW)				
1	Clear and Grub Proposed Roadway and Sidewalk area	21,318	sf	$0.15	$3,197.70
2	Excavate to Subgrade and General Site Grading	1	ls	$1,870.00	$1,870.00
3	Furnish and Install Mirafi RS 2080i Geotextile	1,366	sy	$2.00	$2,732.00
4	Furnish and Install Imported Granular Material (12” min)	1,205	ton	$11.00	$13,255.00
5	Furnish and Install Road Base (8" min)	891	ton	$16.50	$14,701.50
6	Furnish and Install Asphalt Pavement (3” min)	280	ton	$77.00	$21,560.00
7	Furnish and Install 30” Curb and Gutter	648	lf	$17.50	$11,340.00
8	Furnish and Install Concrete Flatwork	2,592	sf	$6.00	$15,552.00
9	Furnish and Install Landscape Rock over Weed Barrier	2,915	sf	$2.00	$5,830.00
	UTILITIES				
10	Furnish and Install 8" PVC C900 Waterline	323	lf	$33.00	$10,659.00
11	Furnish and Install Fire Hydrant Assembly	0.75	ea	$5,500.00	$4,125.00
12	Connect to Existing Water	0.25	ea	$1,500.00	$375.00
13	Furnish and Install 8" PVC Sewer Line	323	lf	$40.00	$12,920.00
14	Furnish and Install 4' Diameter Sewer Manhole	1.50	ea	$3,000.00	$4,500.00
15	Connect to Existing Sewer	0.25	ea	$2,500.00	$625.00
16	Furnish and Install 15" RCP Strom Drain Line	323	lf	$37.00	$11,951.00
17	Furnish and Install 4' Diameter Storm Manholes	1.25	ea	$3,000.00	$3,750.00
18	Furnish and Install Type II Catch Basin	2.00	ea	$2,200.00	$4,400.00
19	Connect to Existing Storm Drain	0.25	ea	$2,500.00	$625.00
20	Furnish and Install 6" Secondary Water Line	323	lf	$35.00	$11,305.00
				SUBTOTAL =	**$155,273.20**
				10%± Contingency & Engineering =	**$15,527.32**
				TOTAL =	**$170,800.52**
				% OF OVERALL PROJECT=	***19.89%***

HERITAGE-PARCEL "B"					
Item	**PARCEL "B"**	**Qty**	**Unit**	**Unit Price**	**Total**
	MINOR ARTERIAL ROADWAY (66' ROW)				
1	Clear and Grub Proposed Roadway and Sidewalk area	10,560	sf	$0.15	$1,584.00
2	Excavate to Subgrade and General Site Grading	1	ls	$935.00	$935.00
3	Furnish and Install Mirafi RS 2080i Geotextile	669	sy	$2.00	$1,338.00
4	Furnish and Install Imported Granular Material (12” min)	590	ton	$11.00	$6,490.00
5	Furnish and Install Road Base (8" min)	437	ton	$16.50	$7,210.50
6	Furnish and Install Asphalt Pavement (3” min)	140	ton	$77.00	$10,780.00
7	Furnish and Install 30” Curb and Gutter	317	lf	$17.50	$5,547.50
8	Furnish and Install Concrete Flatwork	1,268	sf	$6.00	$7,608.00
9	Furnish and Install Landscape Rock over Weed Barrier	1,426	sf	$2.00	$2,852.00
	UTILITIES				
10	Furnish and Install 8" PVC C900 Waterline	165	lf	$33.00	$5,445.00
11	Furnish and Install Fire Hydrant Assembly	0.75	ea	$5,500.00	$4,125.00
12	Connect to Existing Water	0.25	ea	$1,500.00	$375.00
13	Furnish and Install 8" PVC Sewer Line	95	lf	$40.00	$3,800.00

14	Furnish and Install 4' Diameter Sewer Manhole	1.50	ea	$3,000.00	$4,500.00
15	Connect to Existing Sewer	0.25	ea	$2,500.00	$625.00
16	Furnish and Install 15" RCP Strom Drain Line	171	lf	$37.00	$6,327.00
17	Furnish and Install 4' Diameter Storm Manholes	1.25	ea	$3,000.00	$3,750.00
18	Furnish and Install Type II Catch Basin	2.00	ea	$2,200.00	$4,400.00
19	Connect to Existing Storm Drain	0.25	ea	$2,500.00	$625.00
20	Furnish and Install 6" Secondary Water Line	80	lf	$35.00	$2,800.00
				SUBTOTAL =	**$81,117.00**
				10%± Contingency & Engineering =	**$8,111.70**
				TOTAL =	**$89,228.70**
				% OF OVERALL PROJECT=	***10.39%***

ASHFIELD APARTMENTS

Item	Description	Qty	Unit	Unit Price	Total
	MINOR ARTERIAL ROADWAY (66' ROW)				
1	Clear and Grub Proposed Roadway and Sidewalk area	13,530	sf	$0.15	$2,029.50
2	Excavate to Subgrade and General Site Grading	1	ls	$1,210.00	$1,210.00
3	Furnish and Install Mirafi RS 2080i Geotextile	866	sy	$2.00	$1,732.00
4	Furnish and Install Imported Granular Material (12” min)	764	ton	$11.00	$8,404.00
5	Furnish and Install Road Base (8" min)	565	ton	$16.50	$9,322.50
6	Furnish and Install Asphalt Pavement (3” min)	180	ton	$77.00	$13,860.00
7	Furnish and Install 30” Curb and Gutter	410	lf	$17.50	$7,175.00
8	Furnish and Install Concrete Flatwork	1,640	sf	$6.00	$9,840.00
9	Furnish and Install Landscape Rock over Weed Barrier	1,845	sf	$2.00	$3,690.00
	UTILITIES				
10	Furnish and Install 8" PVC C900 Waterline	205	lf	$33.00	$6,765.00
11	Furnish and Install Fire Hydrant Assembly	0.75	ea	$5,500.00	$4,125.00
12	Connect to Existing Water	0.25	ea	$1,500.00	$375.00
13	Furnish and Install 8" PVC Sewer Line	205	lf	$40.00	$8,200.00
14	Furnish and Install 4' Diameter Sewer Manhole	1.50	ea	$3,000.00	$4,500.00
15	Connect to Existing Sewer	0.25	ea	$2,500.00	$625.00
16	Furnish and Install 15" RCP Strom Drain Line	205	lf	$37.00	$7,585.00
17	Furnish and Install 4' Diameter Storm Manholes	1.25	ea	$3,000.00	$3,750.00
18	Furnish and Install Type II Catch Basin	2.00	ea	$2,200.00	$4,400.00
19	Connect to Existing Storm Drain	0.25	ea	$2,500.00	$625.00
20	Furnish and Install 6" Secondary Water Line	205	lf	$35.00	$7,175.00
				SUBTOTAL =	**$105,388.00**
				10%± Contingency & Engineering =	**$10,538.80**
				TOTAL =	**$115,926.80**
				PERCENT OF OVERALL PROJECT=	***13.50%***

Overall Assumptions:

HMA Pavement Density (pcf) =	155
HMA Thickness (in) =	3.5
Untreated Base Course Thickness (in) =	10
Granual Borrow Thickness (in) =	14
Roadway Excavation Depth (ft) =	2.5
Number of Sidewalks (No.) =	2

Project Parameters:

Project Number:	4
Improvement Type:	New Road
Completion Year:	2030
Roadway Functional Class:	Minor Arterial - 80'

Tremonton City
Transportation Master Plan

BR Mountain Road 2300 West to Main Street

Costs

Item	Unit	Unit Cost	Quantity	Cost
Parkstrip	S.F.	$10	0	$0
Removal of Existing Asphalt	S.Y.	$4	6,013	$24,053
Clearing and Grubbing	Acre	$2,000	2	$4,848
Roadway Excavation	C.Y.	$11	1,833	$19,250
HMA Concrete	Ton	$85	639	$54,347
Untreated Base Course	C.Y.	$15	489	$7,333
Granular Borrow	C.Y.	$40	367	$14,667
Curb and Gutter (2.5' width)	L.F.	$23	2,640	$59,400
Sidewalk (5' width)	L.F.	$30	2,640	$79,200
Drainage	L.F.	$45	2,640	$118,800
Right of Way	S.F.	$1.27	105,600	$134,537
Mirafi RS 280i fabric	S.F.	$0.6	19,800	$11,880
Bridge/Culvert	S.F.	$225	0	$0
Traffic Signal	Each	$193,000	1	$193,000
			Construction Cost	**$721,316**
Mobilization (10% of Construction)	Lump	10%	72,132	$72,132
Contingency (25% of Construction)	Lump	25%	180,329	$180,329
			Subtotal	**$973,777**

Preconstruction Engineering	10%	$72,132
Construction Engineering	10%	$72,132

Total Project Costs	**$1,119,000**
Tremonton City's Responsibility	**22%**
Tremonton Total Project Costs	**$246,180**

Overall Assumptions:

HMA Pavement Density (pcf) =	**155**
HMA Thickness (in) =	**5**
Untreated Base Course Thickness (in) =	**8**
Granual Borrow Thickness (in) =	**6**
Roadway Excavation Depth (ft) =	**2.5**
Number of Sidewalks (No.) =	**2**

Project Parameters:

Project Number:	**5**
Improvement Type:	**New Road**
Completion Year:	**2030**
Roadway Functional Class:	**Minor Arterial - 80'**

Tremonton City
Transportation Master Plan

2000 West Realignment to Project #4

Costs

Item	Unit	Unit Cost	Quantity	Cost
Parkstrip	S.F.	$10	0	$0
Removal of Existing Asphalt	S.Y.	$4	0	$0
Clearing and Grubbing	Acre	$2,000	1	$1,818
Roadway Excavation	C.Y.	$11	2,333	$24,500
HMA Concrete	Ton	$85	651	$55,335
Untreated Base Course	C.Y.	$15	622	$9,333
Granular Borrow	C.Y.	$40	467	$18,667
Curb and Gutter (2.5' width)	L.F.	$23	1,200	$27,000
Sidewalk (5' width)	L.F.	$25	1,200	$30,000
Drainage	L.F.	$45	1,200	$54,000
Right of Way	S.F.	$1.27	600	$764
Mirafi RS 280i fabric	S.F.	$1	0	$0
Bridge/Culvert	S.F.	$225	0	$0
Traffic Signal	Each	$193,000	0	$0
			Construction Cost	**$221,418**
Mobilization (10% of Construction)	Lump	10%	22,142	$22,142
Contingency (25% of Construction)	Lump	25%	55,354	$55,354
			Subtotal	**$298,914**

Preconstruction Engineering	10%	$22,142
Construction Engineering	10%	$22,142

Total Project Costs	**$344,000**

Overall Assumptions:

HMA Pavement Density (pcf) =	**155**
HMA Thickness (in) =	**4**
Untreated Base Course Thickness (in) =	**8**
Granual Borrow Thickness (in) =	**6**
Roadway Excavation Depth (ft) =	**2.5**
Number of Sidewalks (No.) =	**2**

Project Parameters:

Project Number: **10**
Improvement Type: **New Road**
Completion Year: **2030**
Roadway Functional Class: **Collector**

1000 North (BTWN 2300 W and 2660 W)

Widen 1000 North

Concept Cost Estimate

Location:

Date: 2/01/2021

Item	Description	Qty	Unit	Unit Price	Total
1	Clear and Grub Proposed Roadway and Sidewalk area	95,964	sf	$0.15	$14,394.60
2	Remove existing curb & gutter	90	lf	$20.00	$1,800.00
3	Remove existing concrete flatwork	5,533	sf	$3.50	$19,365.50
4	Remove & replace ROW fence, as req'd	540	lf	$10.00	$5,400.00
5	Remove & replace chain link fence, as req'd	200	lf	$25.00	$5,000.00
6	Relocate existing street sign	4	ea	$350.00	$1,400.00
7	Relocate existing mailbox	2	ea	$350.00	$700.00
8	Relocate water valve out of curb and gutter	1	ea	$1,500.00	$1,500.00
9	Relocate water meter out of curb and gutter	1	ea	$1,500.00	$1,500.00
10	Relocate catch basin to new curb & gutter	3	ea	$2,500.00	$7,500.00
11	Relocate existing sewer manhole	1	ea	$3,500.00	$3,500.00
12	Remove existing 3" asphalt	38,530	sf	$0.50	$19,265.00
13	Excavate to Subgrade and General Site Grading (cut approx. 1,400 cy)	1	ls	$11,000.00	$11,000.00
14	Remove and dispose of existing culvert	184	lf	$50.00	$9,200.00
15	Replace existing culvert	184	lf	$150.00	$27,600.00
16	Furnish and install structural backfill	800	cy	$15.00	$12,000.00
17	Furnish and Install Mirafi RS 2080i Geotextile	6,890	sy	$2.00	$13,780.00
18	Furnish and Install Road Base (8" min)	3,013	ton	$16.50	$49,714.50
19	Furnish and Install Asphalt Pavement (3” min)	1,202	ton	$77.00	$92,554.00
20	Furnish and Install 30” Curb and Gutter	2,865	lf	$17.50	$50,137.50
21	Furnish and Install Concrete Flatwork	10,815	sf	$6.00	$64,890.00
22	New ADA pedestrial ramps	5	ea	$2,500.00	$12,500.00
23	Repair driveways (asphalt)	1,500	sf	$7.00	$10,500.00
24	Repair driveways (gravel)	900	sf	$5.00	$4,500.00
25	Furnish and Install retaining wall (max 8')	240	lf	$250.00	$60,000.00
	OVERALL PROJECT SUBTOTAL =				**$499,701.10**
	30%± Contingency & Engineering =				**$149,910.33**
	TOTAL PROJECT=				**$649,611.43**

Overall Assumptions		Project Parameters	
HMA Pavement Density (pcf)=	**155**	Project Number:	**23a**
HMA Thickness (in)=	**3**	Improvement	**Capacity Improvement**
Untreated Base Course Thickness (in)=	**8**	Completion Year:	**2030**
Granual Borrow Thickness (in)=	**6**	Roadway Functional Class:	**Minor Arterial - 66'**
Roadway Excavation Depth (ft)=	**2.5**		
Number of Sidewalks (No)=	**2**		

JONES & ASSOCIATES *Consulting Engineers*

Tremonton City
Transportation Master Plan

1000 North: 3100 West/Country View Drive to 2560 West

Costs

Item	Unit	Unit Cost	Quantity	Cost
Parkstrip	S.F.	$10	0	$0
Removal of Existing Asphalt	S.Y.	$4	9,559	$38,236
Clearing and Grubbing	Acre	$2,000	0	$0
Roadway Excavation	C.Y.	$11	5,642	$59,246
HMA Concrete	Ton	$85	1,574	$133,811
Untreated Base Course	C.Y.	$15	1,881	$28,212
Granular Borrow	C.Y.	$40	2,633	$105,326
Curb and Gutter (2.5' width)	L.F.	$23	7,169	$161,308
Sidewalk (5' width)	L.F.	$25	7,169	$179,231
Drainage	L.F.	$45	7,169	$322,616
Right of Way	S.F.	$1.27	3,585	$4,567
Mirafi RS 280i fabric	S.F.	$1	0	$0
Bridge/Culvert	S.F.	$225	0	$0
Traffic Signal	Each	$193,000	0	$0
			Construction Cost	**$1,032,553**
Mobilization (10% of Construction)	Lump	10%	103,255	$103,255
Contingency (25% of Construction)	Lump	25%	258,138	$258,138
			Subtotal	**$1,393,946**

Preconstruction Engineering	10%	$103,255
Construction Engineering	10%	$103,255

Total Project Costs	**$1,600,500**

Overall Assumptions:

HMA Pavement Density (pcf) =	**155**
HMA Thickness (in) =	**4**
Untreated Base Course Thickness (in) =	**10**
Granual Borrow Thickness (in) =	**14**
Roadway Excavation Depth (ft) =	**2.5**
Number of Sidewalks (No.) =	**2**

Project Parameters:

Project Number: **23b**
Improvement Type: **Capacity Improvement**
Completion Year: **2030**
Roadway Functional Class: **Minor Arterial - 66'**

Tremonton City
Transportation Master Plan

1000 North: 1500 West to Iowa String Road

Costs

Item	Unit	Unit Cost	Quantity	Cost
Parkstrip	S.F.	$10	0	$0
Removal of Existing Asphalt	S.Y.	$4	9,111	$36,444
Clearing and Grubbing	Acre	$2,000	0	$565
Roadway Excavation	C.Y.	$11	190	$1,993
HMA Concrete	Ton	$85	53	$4,501
Untreated Base Course	C.Y.	$15	63	$949
Granular Borrow	C.Y.	$40	89	$3,543
Curb and Gutter (2.5' width)	L.F.	$23	4,100	$92,250
Sidewalk (5' width)	L.F.	$25	4,100	$102,500
Drainage	L.F.	$45	4,100	$184,500
Right of Way	S.F.	$1.27	2,050	$2,612
Mirafi RS 280i fabric	S.F.	$1	0	$0
Bridge/Culvert	S.F.	$225	0	$0
Traffic Signal	Each	$193,000	0	$0
			Construction Cost	**$429,858**
Mobilization (10% of Construction)	Lump	10%	42,986	$42,986
Contingency (25% of Construction)	Lump	25%	107,464	$107,464
			Subtotal	**$580,308**

Preconstruction Engineering	10%	$42,986
Construction Engineering	10%	$42,986

Total Project Costs	**$667,000**

Overall Assumptions:

HMA Pavement Density (pcf) =	**155**
HMA Thickness (in) =	**4**
Untreated Base Course Thickness (in) =	**10**
Granual Borrow Thickness (in) =	**14**
Roadway Excavation Depth (ft) =	**2.5**
Number of Sidewalks (No.) =	**2**

Project Parameters:

Project Number: **26**
Improvement Type: **Capacity Improvement**
Completion Year: **2030**
Roadway Functional Class: **Minor Arterial - 66'**

Tremonton City
Transportation Master Plan

Main Street Widening: Install Turn Lane at 1650 West

Costs

Item	Unit	Unit Cost	Quantity	Cost
Parkstrip	S.F.	$10	0	$0
Removal of Existing Asphalt	S.Y.	$4	987	$3,946
Clearing and Grubbing	Acre	$2,000	0	$177
Roadway Excavation	C.Y.	$11	679	$7,131
HMA Concrete	Ton	$85	237	$20,133
Untreated Base Course	C.Y.	$15	136	$2,037
Granular Borrow	C.Y.	$40	340	$13,583
Curb and Gutter (2.5' width)	L.F.	$23	386	$8,686
Sidewalk (5' width)	L.F.	$25	386	$9,651
Drainage	L.F.	$45	386	$17,372
Right of Way	S.F.	$1.27	193	$246
Mirafi RS 280i fabric	S.F.	$1	0	$0
Bridge/Culvert	S.F.	$225	0	$0
Traffic Signal	Each	$193,000	0	$0
			Construction Cost	**$82,964**
Mobilization (10% of Construction)	Lump	10%	8,296	$8,296
Contingency (25% of Construction)	Lump	25%	20,741	$20,741
			Subtotal	**$112,002**

Preconstruction Engineering	10%	$8,296
Construction Engineering	10%	$8,296

Total Project Costs	**$129,000**

Overall Assumptions:

HMA Pavement Density (pcf) =	**155**
HMA Thickness (in) =	**5**
Untreated Base Course Thickness (in) =	**6**
Granual Borrow Thickness (in) =	**15**
Roadway Excavation Depth (ft) =	**2.5**
Number of Sidewalks (No.) =	**2**

Project Parameters:

Project Number: **67**
Improvement Type: **Capacity Improvement**
Completion Year: **2030**
Roadway Functional Class: **Major Arterial**

Tremonton City
Transportation Master Plan

1200 South Widening: 100 East to railroad tracks

Costs

Item	Unit	Unit Cost	Upsize Quantity	Full Quantity	Upsize Section Cost	Full Section Cost
Parkstrip	S.F.	$10	0		$0	$0
Removal of Existing Asphalt	S.Y.	$4	4,444	3,920	$17,778	$15,680
Clearing and Grubbing	Acre	$2,000	1	1	$1,837	$1,620
Roadway Excavation	C.Y.	$11	1,481	1,307	$15,556	$13,720
HMA Concrete	Ton	$85	517	456	$43,917	$38,735
Untreated Base Course	C.Y.	$15	395	348	$5,926	$5,227
Granular Borrow	C.Y.	$40	296	261	$11,852	$10,453
Curb and Gutter (2.5' width)	L.F.	$23	2,000	1,764	$45,000	$39,690
Sidewalk (5' width)	L.F.	$30	2,000	1,764	$60,000	$52,920
Drainage	L.F.	$45	2,000	1,764	$90,000	$79,380
Right of Way	S.F.	$1.27	1,000	882	$1,274	$1,124
Mirafi RS 280i fabric	S.F.	$1	0	0	$0	$0
Bridge/Culvert	S.F.	$225	0	2,880	$0	$648,000
Traffic Signal	Each	$193,000	0	0	$0	$0
Construction Cost					**$293,138**	**$906,548**
Mobilization (10% of Construction)	Lump	10%	29,314	90,655	$29,314	$90,655
Contingency (25% of Construction)	Lump	25%	73,285	226,637	$73,285	$226,637
Subtotal					**$395,737**	**$1,223,840**
Preconstruction Engineering			10%		$29,314	$90,655
Construction Engineering			10%		$29,314	$90,655
Total Project Costs					**$455,000**	**$1,406,000**
Tremonton City's Responsibility					**22%**	**100%**
					$100,100	**$1,406,000**
Total Project Cost					**$1,507,000**	

Overall Assumptions:

HMA Pavement Density (pcf) =	**155**
HMA Thickness (in) =	**5**
Untreated Base Course Thickness (in) =	**8**
Granual Borrow Thickness (in) =	**6**
Roadway Excavation Depth (ft) =	**2.5**
Number of Sidewalks (No.) =	**2**

Project Parameters:

Project Number:	**74**
Improvement Type:	**Capacity Improvement**
Completion Year:	**2030**
Roadway Functional Class:	**Minor Arterial - 80'**

ORDINANCE NO. 21-10

ADOPTING AND ENACTING IMPACT FEES FOR WATER SYSTEM; SANITARY SEWER COLLECTION SYSTEM; STORM DRAIN SYSTEM; AND TRANSPORTATION SYSTEM

RECITALS

WHEREAS, Tremonton City has established and is currently collecting Impact Fees for a Water System; Sanitary Sewer Collection System; Storm Drain System; and

WHEREAS, Tremonton City is desirous of establishing Impact Fees for a Transportation System; and

WHEREAS, Utah Code Annotated ("U.C.A.") 11-36a-402 allows for the said collection of Impact Fees; and

WHEREAS, U.C.A. 11-36a-303 requires that prior to amending or enacting new Impact Fees that a City shall prepare an Impact Fee Analysis; and

WHEREAS, UCA11-36a-503 also requires that a City caused to be posted on the Utah Public Notice Website a notice of intent to prepare an Impact Fee Analysis (see Appendix G); and

WHEREAS, U.C.A. 11-36a-504 requires and Tremonton City has fulfilled all noticing requirements included therein and caused to be posted on the Utah Public Notice Website a public notice of intent to adopt Impact Fee Enactment (see Appendix H); and

WHEREAS, Tremonton City previously established Impact Fees associated with the Wastewater Treatment Plant, Parks, Recreation, Open Space, & Trails System, and Public Safety including Fire/E.M.S. and Law Enforcement, which shall remain intact and unaffected by this Ordinance; and

WHEREAS, in accordance with U.C.A. 11-36a-302(3), Tremonton City Council's plan for financing System Improvements establishes that Impact Fees are necessary to maintain the existing level of service.

NOW, THEREFORE, BE IT ORDAINED that the Tremonton City Council hereby adopts the Impact Fee Enactment as follows:

Section 1– Definitions
Section 2– Findings
Section 3– Adoption of Impact Fees Analysis
Section 4– Adoption and Administering of Impact Fees
Section 5– Procedures for Challenging or Appealing Impact Fees or the Administration Thereof
Section 6– Miscellaneous Provisions

Appendix A– Consolidated Impact Fee Schedule
Appendix B– E.R.U. or E.R.C. Schedule
Appendix C– Impact Fee Analysis for the Water System
Appendix D– Impact Fee Analysis for the Sanitary Sewer Collection System
Appendix E– Impact Fee Analysis for the Storm Drain System
Appendix F– Impact Fee Analysis for the Transportation System
Appendix G– Notice of intent to prepare an Impact Fee Facilities Plan and Impact Fee Analysis & Notice to Adopt Impact Fee Enactment

SECTION 1- DEFINITIONS

1.1 Definitions. As used in this Ordinance, the following terms shall have the meanings herein set out:

1.1.1. "A.D.T." means Average Daily Trips.

1.1.2. "City" means Tremonton City and its incorporated boundaries.

1.1.3. "Developer" shall mean the person or entity to whom the City has record of issuing a building permit, street cut permit, conditional use permit, business license, or issuance for the Development Activity or New Development in which the Impact Fee was imposed and levied.

1.1.4. "Development Activity" or "New Development" means any construction or expansion of a building, structure, or use, any change in use of a building or structure, or any changes in the use of land that creates additional demand and need for Public Facilities.

1.1.5. "Equivalent Residential Unit" ("E.R.U.") or "Equivalent Residential Connection" ("E.R.C.") means a unit of measure which serves as an index to compare the impact on certain Public Facilities equal to the impacts of one typical single-family detached dwelling unit.

1.1.6. "Impact Fees" means the Impact Fees adopted and imposed by this Ordinance on Development Activity or New Development within the City and as allowed by U.C.A. § 11-36a-101 *et al*.

1.1.7. "Impact Fee Analysis" means the Impact Fee Analysis is typically prepared and certified by Zions Bank Public Finance and adopted by the City Council in this Ordinance.

1.1.8. "Impact Fee Facilities Plan" means the Impact Fee Facilities Plan prepared Jones & Associates Consulting Engineers or Zions Bank Public Finance as adopted by the City Council in Ordinance No. 21-09.

1.1.9. “Development Review Committee” means the public body established in Chapter 1.04 of the Tremonton City *Land Use Code.*

1.1.10. “New Development” means the same as “Development Activity. Please reference the definition for “Development Activity” contained in this Ordinance.

1.1.11. “Public Facility(ies)” means the System Improvements that have a life expectancy of ten (10) or more years, the City is an Owner, Partner, or Operator, and are necessary for providing services such as (a) water rights, water shares, and culinary water supply, secondary water supply, treatment, storage, and distribution facilities – collectively known as Water System; (b) wastewater collection facilities – collectively known as Sanitary Sewer Collection System; (c) stormwater, drainage, and flood control facilities – collectively known as Storm Drain System; and (d) roads, streets – collectively known as Transportation System.

1.1.12. “Proportionate Share” means the cost of Public Facility improvements that are roughly proportionate and reasonably related to the service demands and needs of any Development Activity.

1.1.13. “Service Area” means the service area formally adopted by the City Council in this Ordinance.

1.1.14. “System Improvements” means existing or future Public Facilities that are identified in the Impact Fee Analysis and or Impact Fee Facilities Plan assigned to provide services to service areas within the City at large.

1.1.15. “Utah Impact Fees Act” means Utah Code Title 11, Chapter 36a, and as amended.

SECTION 2- FINDINGS

2.1. Findings. The City Council hereby finds and determines:

2.1.1. There are limited existing Public Facilities, and New Development will create the need for the Public Facilities as set out in the Impact Fee Analysis and/or Impact Fee Facilities Plan.

2.1.2. There is a need for Public Facilities for New Development which have been constructed with the capacity to service New Development and/or have yet to be constructed to service New Development and is required to protect the public’s health, safety, and welfare.

2.1.3. The existing level of service as calculated in the Impact Fee Facilities Plan and/or Impact Fee Analysis shall be perpetuated in the future.

2.1.4. The imposition and collection of the Impact Fees are necessary for providing the Public Facilities occasioned by the demands and needs of the New Development at existing service levels necessary to preserve the public health, safety, and welfare.

2.1.5. The Impact Fees are a fair and equitable means of providing Public Facilities to service New Development. Specifically, the Impact Fee Facilities Plan and/or Impact Fee Analysis establishes: (a) the estimated costs for providing the Public Facilities; (b) identifies the impact on the needs for those Public Facilities by New Development; (c) demonstrates how the impacts on the need for the applicable Public Facilities are reasonably related to the New Development; (d) estimates the Proportionate Share of the costs of the needed Public Facilities related to New Development; and (e) identifies how the Impact Fees set out in the Impact Fee Facilities Plan and/or Impact Fee Analysis were determined.

2.1.6. The Impact Fees established by this Ordinance are reasonably related to the costs of providing such Public Facilities necessitated by anticipated New Development within the City and are consistent with requirements of the Utah Impact Fees Act.

SECTION 3- ADOPTION OF IMPACT FEES ANALYSIS

3.1. Adoption of Impact Fee Analysis. The Impact Fee Analysis provides the analysis, methodology, and formula used to calculate the Impact Fees imposed by this Ordinance. The City Council hereby approves and adopts the Impact Fee Analysis for the: Water System; Sanitary Sewer Collection System; Storm Drain System; and Transportation System, as contained in Appendix C through F.

SECTION 4- ADOPTION AND ADMINISTERING OF IMPACT FEES

4.1. Adoption and Imposition of Impact Fees. The City Council hereby approves and imposes and levies on all Development Activity or New Development Impact Fees for the: Water System; Sanitary Sewer Collection System; Storm Drain System; and Transportation System.

4.2. Calculation of Impact Fee. Impact Fees for Water System; Sanitary Sewer Collection System; Storm Drain System; and Transportation System shall be collected in the amount contained in Appendix A- Consolidated Impact Fee Schedule.

4.2.1. The Impact Fee Analysis and Impact Fee Facilities Plan for each respective Impact Fee, as contained in Appendix C through F and Ordinance No. 21-09, shall be used in cases where clarification is required regarding the analysis, methodology, and formula used for calculation of the Impact Fees. If any conflict should occur or arise between Appendix A- Consolidated Impact Fee Schedule and the Impact Fee Analysis, the Development Review Committee shall reconcile and interpurt the correct methodology, and formula used for calculation of the Impact Fees. The Development Review Committee may contact the professionals that certified the Impact Fee Analysis for their assistance in clarifying the methodology, and formula used for calculation of the Impact Fees.

4.2.2. Adoption of E.R.C. Schedule. The Water System and Sanitary Sewer Collection System Impact Fees are calculated based upon an Equivalent Residential Connections ("E.R.C."). The City Council hereby approves and adopts Appendix B as the E.R.C. Schedule for the Water System and Sanitary Sewer Collection System, which enumerates the number of Equivalent Residential Connection ("E.R.C.") for land uses other than a single-family detached dwelling. For land uses not specified in the E.R.C. Schedule, the most appropriate member or members of the Development Review Committee shall apply the land use outlined in the E.R.C. Schedule that is deemed to be most similar to the proposed use, or use other data that will provide an accurate accounting of the number of E.R.C. associated with the land use. If the development plan approval or permit for the Development Activity or New Development indicates a mix of uses in the development, the Impact Fees shall be calculated separately for each use according to the E.R.C. Schedule, and the results aggregated.

4.2.3. Adoption of A.D.T. Schedule. The Transportation System Impact Fees are calculated based upon the Average Daily Trips ("A.D.T."). The City Council hereby approves and adopts Appendix B as the A.D.T. Schedule for the Transportation System, which enumerates the number of average daily trips for common land uses, including single-family detached dwellings. For land uses not specified in the A.D.T. Schedule, the most appropriate member or members of the Development Review Committee shall use the Institute of Transportation Engineers (ITE) trip generation manual to determine the A.D.T. for the land use within the ITE trip generation manual, that is deemed to be most similar to the proposed use. For some land uses, the Institute of Transportation Engineers (ITE) trip generation manual types identify a reduction for trips based upon trips that are considered "pass-by," which is explained in greater detail in the Transportation IFFP contained in Ordinance 21-09. If the development plan approval or permit for the Development Activity or New Development indicates a mix of uses in the development, the Impact Fees shall be calculated separately for each use according to the A.D.T. Schedule, and the results aggregated.

4.3. Service Area Established. The entire area of the incorporated limits of the City and any area outside of the City, which may hereafter be annexed into the City or serviced by any Public Facility, are hereby designated as one service area.

4.4. Exemption of Impact Fees. In accordance with U.C.A. 11-36a-403 and as amended, the City Council may, at its discretion, approve an Impact Fee exemption for Development Activity or New Development when it finds that the Development Activity or New Development has a broad public purpose and when the City Council establishes one or more sources of funds other than Impact Fees to pay for that Development Activity impact on Public Facilities and/or System Improvements.

4.5. Time of Collection. Unless otherwise provided by the City Council, Impact Fees imposed by this Ordinance shall be paid prior to, and as a condition of, the issuance of a building permit or other applicable City issued permit for any Development Activity or New Development. If

Development Activity occurs for commercial development, for which no building permit is required, the Impact Fees imposed by this Ordinance shall be paid prior to the issuance of a street cut permit, conditional use permit, business license, or issuance of any City permit or license. If for some reason the Development Activity or New Development does not require a City-issued permit or a permit was issued without payment of Impact Fees, the City may impose the Impact Fee before providing services, or when feasible and at the City Council's discretion may disconnect the Development Activity or New Development from the Public Facilities until Impact Fee is paid in full.

4.5.1. Industrial User Estimates. In the event estimates are used to calculate the impact on Public Facilities for Development Activities for industrial uses, after twenty-four (24) months of actual use for each phase Development Activities or expansion of Development Activities, if it is determined that peak use is in excess of the estimates used to calculate the impact of the Development Activity, the City shall have the right to collect the difference between actual peak use and estimated use by the Development Activity. If peak use is less than estimated use, a proportional refund shall be granted.

4.5.2 Sanitary Sewer Collection. An existing user of septic tanks that are located a distance greater than three hundred (300) feet from an existing sewer line is not subject to any Sewer Impact Fee (meaning collection and treatment) until such time as they connect. Consistent with 14-232 of the Tremonton City Revised Ordinances, any existing users of septic tanks may be required to connect to a sewer line that comes within three hundred (300) feet of their property. Under these circumstances, the City may develop a payment plan for these property owners to pay their impact fees over time with the payment of their utility bills. Any such payment plan agreement will be recorded in the Box Elder County's Recorder's Office.

4.5.3 Annexations. At the discretion of the City Council, the City may require the collection of Impact Fees on a Development Activity being annexed into the Corporate Limits of the City, where the parcel will impact Public Facilities and/or System Improvements.

4.6 Use of Impact Fees. Impact Fees collected by the City shall be used to:

1. Pay for the Public Facilities or System Improvements provided for by this Ordinance and the Impact Fee Facilities Plan and/or Impact Fee Analysis by the City;

2. Reimburse funds to the City for a Development Activity or New Development's Proportionate Share of Public Facilities or System Improvement already constructed by the City. The amount of funds to be reimbursed per Impact Fee is enumerated in Appendix A;

3. Reimburse funds or grant Impact Fee credits to individuals or entities who dedicate land, construct and dedicate some or all Public Facilities or System Improvement where those Public Facilities or System Improvements are beyond an individual's or entities' Proportionate Share; and

4. Any other use authorized by the "Utah Impact Fees Act" or law.

4.7 Adjustment, Credits, or Reimbursement. In accordance with U.C.A. 11-36a-402 and as amended, the City Council may adjust and/or grant Impact Fee credits or reimbursement imposed by this Ordinance. The City Council hereby designates the Tremonton City Development Review Committee as the public body to review and approve adjustment and/or grant Impact Fee credits or reimbursement. Any Developer who believes they are entitled for consideration of an Impact Fee adjustment, credit, or reimbursement shall file a written request with the Chairperson of the City's Development Review Committee. The written request for an Impact Fee adjustment, credit, or reimbursement shall set forth, in detail and specificity, the grounds and asserted facts for which an adjustment, credit, or reimbursement is warranted. Any adjustment, Impact Fee credit, or reimbursement granted by the Development Review Committee and shall be memorialized in written form. Impact Fee adjustments, credits, or reimbursement granted by the Development Review Committee for Public Facility and/or System Improvement included in the Impact Fee Facilities Plan and/or Impact Fee Analysis shall be based upon responses to the following:

4.7.1. Unusual circumstances in specific cases;

4.7.2. Request for a prompt and individualized Impact Fee review for the Development Activity of the state, a school district, or a charter school and an offset or credit or reimbursement for a Public Facility for which an Impact Fee has been or will be collected;

4.7.3. Ensure that the Impact Fees are imposed fairly;

4.7.4. Adjust the amount of the Impact Fees to be imposed on a particular Development Activity based upon studies and data submitted by the Developer;

4.7.5. Ensure that a Developer, including a school district or a charter school, receives a proportionate credit or proportionate reimbursement of an Impact Fee if the Developer dedicates land for a System Improvement; builds and dedicates some or all of a System Improvement; or dedicates a Public Facility.

4.7.6. Ensure that a Developer receives a proportionate credit or proportionate reimbursement against Impact Fees for any dedication of land for, improvement to, or new construction of, any System Improvements provided by the Developer if the facilities: are System Improvements or are dedicated to the public; and offset the need for an identified System Improvement.

4.7.7. For any other provision or requirement by the "Utah Impact Fees Act" or law to adjust Impact Fees.

4.8. Accounting of Impact Fees. The City shall account for Impact Fees collected in accordance with the U.C.A. 11-36a-601 and as amended.

4.9. Expenditure of Impact Fee. In accordance with U.C.A. 11-36a-602 and as amended, the City may expend Impact Fees for a System Improvement: (a) identified in the Impact Fee Facilities Plan or Impact Fee Analysis, and (b) for the specific Public Facility type for which the fee was collected. The City shall expend or encumber the Impact Fees for a permissible use within six (6) years of their receipt; except the City may hold the fees for longer than six (6) years if it identifies, in writing: (a) an extraordinary and compelling reason why the fees should be held longer than six (6) years; and (b) an absolute date by which the fees shall be expended.

4.10. Refund of Impact Fee. In accordance with U.C.A. 11-36a-603 and as amended, the Development Review Committee shall authorize refund any Impact Fee paid by a Developer, plus interest earned, as calculated by the post-judgment interest rate for the state of Utah pursuant to U.C.A. 15-1-4 when the following circumstances exist: (1) the Developer does not proceed with the Development Activity and has filed a written request for a refund to the Development Review Committee; (2) the Impact Fee has not been spent or encumbered; and (3) no impact has resulted.

4.11 Interpretation of Ordinance. The City Council hereby designates the Tremonton City Development Review Committee as the public body to interpret Ordinance No. 14-01 and this Ordinance as necessary for the administration of Impact Fees.

SECTION 5 - PROCEDURES FOR CHALLENGING LEGAL VALIDITY AND ADMINISTRATIVE APPEAL OF IMPACT FEES OR THE ADMINISTRATION THEREOF

5.1. Challenging Legal Validity of Impact Fee.

5.1.1. Legality Appeal. Any - Developer that pays an Impact Fee who believes the Impact Fee does not meet the requirements of law, may file a written request for relevant information and written analysis with the Chairperson of the City's Development Review Committee. The request for relevant information and written analysis shall set forth, in detail and specificity, all grounds and asserted facts to support an illegal Impact Fee claim.

5.1.2. Relevant Information and Written Analysis. Within two (2) weeks of the receipt of the request for relevant information and written analysis, the City shall provide the Developer with the relevant information and written analysis required by the Utah Impact Fee Act relating to the legality of the City's Impact Fees. The City may charge for all copies provided in response to such a request in an amount set out in the City's Consolidated Fee Schedule.

5.1.3. Impact Fee Appeal. After receiving the relevant information and written analysis, any Developer required to pay an Impact Fee may file an appeal challenging the legal validity of the City's Impact Fee. The appeal shall be filed with the Chairperson of the City's Development Review Committee in written form, providing detail and specificity as to why the Impact Fee is being challenged.

a. Property Rights Ombudsman's Review. After receiving the appeal, the City shall provide the Property Rights Ombudsman for the State of Utah all of the relevant analysis and information regarding the Impact Fee and Appeal for its issuance of an advisory opinion pursuant to U.C.A. 13-43-205.

5.1.4. Declaratory Judgment. Any Developer residing in or owning property within a Service Area and any organization, association, or corporation representing Developers owning property within a Service Area, after filing an appeal with the City and receiving the advisory opinion from the Property Rights Ombudsman for the State of Utah pursuant to U.C.A. 13-43-205, may file a declaratory judgment action challenging the validity of the Impact Fees.

5.2. Administrative Appeal. Within thirty (30) days after paying an Impact Fee, any Developer who has paid the Impact Fee and wishes to challenge the administration of the City's Impact Fee shall file a written administrative appeal with the Chairperson of the City's Development Review Committee. The written appeal shall set forth, in detail and specificity, all grounds for the appeal and all facts relied upon by the appealing party with respect to the administration of the Impact Fee that is being appealed.

5.2.1. Development Review Committee's Review. Upon receipt of an administrative appeal, the Development Review Committee shall thereafter schedule a public hearing, pursuant to the notice requirements of U.C.A. 10-9a-205 (1) through (3), on the appeal at which time all interested persons shall be allowed to be heard. The Development Review Committee shall then consider the evidence received using clearly erroneous standards and render its decision on the administrative appeal no later than thirty (30) days after the challenge to the administration to the Impact Fee is filed.

5.2.2. Exclusivity. Any person or entity who has failed to comply with the administrative appeal remedies established by this Section shall be prohibited from filing or joining a District Court action challenging the administration of any Impact Fee.

5.2.3. Property Rights Ombudsman's Review. Within ninety (90) days of the Development Review Committee's administrative appeal decision, any party to the appeal who is adversely affected by the Development Review Committee's decision may file an appeal via a request for an advisory opinion with the Utah Property Rights Ombudsman Office in accordance with U.C.A. 13-43-205 *et al*.

5.2.4 Development Review Committee's Re-review. If the Utah Property Rights Ombudsman Office's written advisory opinion contradicts the Land Use Authority Board's original decision, the Development Review Committee shall reconsider the matter. The Development Review Committee shall hold a public hearing, pursuant to the notice requirements of U.C.A. 10-9a-205, and all interested persons shall be given an opportunity to be heard. The Land Use Authority Board shall then reconsider the evidence received using a clearly erroneous standard and render its final decision no later than thirty (30) days after receiving the advisory opinion.

5.2.5. District Court Review. Within thirty (30) days of the Development Review Committee's final decision, an adversely affected party may petition the First Judicial District Court for Box Elder County for review of the decision. In the event of a petition to the First Judicial District Court, the City shall transmit to the reviewing court the record of its proceedings, including its minutes, findings, orders, and, if available, a true and correct transcript of its proceedings.

a. If the proceeding was audio recorded, a transcript of that audio recording is a true and correct transcript for purposes of this Subsection.

b. If there is a record:

i. the court's review is limited to the record provided by the City; and

ii. the advisory opinion issued by the Property Rights Ombudsman for the State of Utah.

c. If there is an inadequate record, the court may call witnesses and take evidence.

d. The court shall affirm the decision of the Development Review Committee's decision if the decision is supported by substantial evidence in the record.

e. The judge may award reasonable attorneys' fees and costs to the prevailing party in any action brought under this Section.

SECTION 6- MISCELLANEOUS PROVISIONS

6.1 Conflicts between this Ordinance and "Utah Impact Fees Act" as Amended. If any conflict should occur or arise between this Ordinance and the Utah Impact Fees Act, as amended, the Utah Impact Fees Act shall prevail.

6.2 Severability. If any section, subsection, sentence, clause, or portion of this Ordinance is, for any reason, held invalid or unconstitutional by a court of competent jurisdiction, the remainder of this Ordinance shall not be affected thereby and shall remain in effect and be enforced to the extent permitted by law.

6.3. Effective Date. In accordance with 11-36a-401 (2), this Impact Fee Ordinance shall not take effect until ninety (90) days after the day on which the Impact Fee Ordinance is approved.

6.4 Incorporations of Recitals and Appendices. Ordinance No. 20-09 and the Recitals and all Appendices of this Ordinance are integral to the enactment and administration of Impact Fees, and the City Council hereby approves and adopts Ordinance No. 20-09, the Recitals and Appendices as part(s) of the enactment of this Impact Fee Ordinance.

ADOPTED AND PASSED by the Tremonton City Council this 21st day of September 2021.

Should any portion of this Ordinance be deemed invalid or unenforceable by the rule of law or otherwise, all other aspects of this Ordinance shall remain enforceable and in full effect. This Ordinance shall not take effect until ninety (90) days after the date of approval.

TREMONTON CITY, a Utah Municipal Corporation

By_____
Mayor

ATTEST:

_____
City Recorder

Publication or Posting Date: _____

APPENDIX A –Consolidated Impact Fee Schedule

WATER SYSTEM IMPACT FEE

Summary of Impact Fees	
Buy-In Cost	$1,140.73
New Construction	$3,759.26
Consultants	$11.82
Credits	($210.00)
Total in 2021 Cost Per E.R.C.	**$4,701.80**
Total in 2022 Cost Per E.R.C.	**$4,713.90**
Total in 2023 Cost Per E.R.C.	**$4,726.46**
Total in 2024 Cost Per E.R.C.	**$4,739.38**
Total in 2025 Cost Per E.R.C.	**$4,752.68**
Total in 2026 Cost Per E.R.C.	**$4,766.45**
Total in 2027 Cost Per E.R.C.	**$4,780.67**
Total in 2028 Cost Per E.R.C.	**$4,795.35**
Total in 2029 Cost Per E.R.C.	**$4,810.50**
Total in 2030 Cost Per E.R.C.	**$4,826.11**
Total in 2031 Cost Per E.R.C.	**$4,842.19**

Calculation of Water System Impact Fee. The Water System Impact Fee is calculated by multiplying the total cost per Equivalent Residential Connection ("E.R.C.") listed above in a given year by the number of E.R.C. listed in the Water System - E.R.C. Schedule contained in Appendix B. The Water System- E.R.C. Schedule enumerates the number of E.R.C for common land uses other than a single-family detached dwelling. For land uses not specified in the Water E.R.C. Schedule, the most appropriate member or members of the Development Review Committee shall apply the land use outlined in the E.R.C. Schedule that is deemed to be most similar to the proposed use, or use other data that will provide an accurate accounting of the number of E.R.C. associated with the proposed land use. If the development plan approval or permit for the Development Activity or New Development indicates a mix of uses in the development, the Impact Fees shall be calculated separately for each use according to the E.R.C. Schedule, and the results aggregated. The more E.R.C. that are associated with a particular Development Activity or New Development, the greater its impact on the water system and a greater impact fee is accessed.

SANITARY SEWER COLLECTION SYSTEM IMPACT FEE

Summary of Impact Fees	Amount
Excess Capacity	$402.18
New Improvements	$663.43
Consultant Costs	$7.90
Impact Fee Fund Balance	($141.09)
Total Cost Per E.R.C.	**$932.43**

Calculation of Sanitary Sewer Collection System Impact Fee. The Sanitary Sewer Collection Impact Fee is calculated by multiplying the total cost per Equivalent Residential Connection ("E.R.C.") listed above by the number of E.R.C. listed in the Sanitary Sewer Collection System- E.R.C. Schedule contained in Appendix B. The Sanitary Sewer Collection System- E.R.C. Schedule enumerates the number of E.R.C for common land uses other than single-family detached dwelling. For land uses not specified in the E.R.C. Schedule, the most appropriate member or members of the Development Review Committee shall apply the land use outlined in the E.R.C. Schedule that is deemed to be most similar to the proposed use, or use other data that will provide an accurate accounting of the number of E.R.C. associated with the land use. If the development plan approval or permit for the Development Activity or New Development indicates a mix of uses in the development, the Impact Fees shall be calculated separately for each use according to the E.R.C. Schedule, and the results aggregated. The more E.R.C. that are associated with a Development Activity or New Development, the greater its impact on the sanitary sewer collection system and a greater impact fee is accessed.

STORM DRAIN SYSTEM IMPACT FEE

Summary of Impact Fees	
Buy-In Excess Capacity	$466.36
New Construction	$3,094.86
Consultant Costs	$9.32
Impact Fee Fund Balance	($0.00)
Total Cost Fee per ERU	**$3,570.54**
Total Cost per Developed Acre	**$10,501.60**

Calculation of Storm Drain System Impact Fee. The total cost per Equivalent Residential Unit ("E.R.U.") and the total cost per developer acre are listed above. A single-family detached units is equal to ERU and are accessed an impact fee of $3,570.54. The Storm Drain Impact Fee for any other type of Development Activity or New Development is calculated by multiplying the total cost per developed acre listed above by the total number of acres or fraction thereof associated with the Development Activity or New Development.

TRANSPORTATION SYSTEM IMPACT FEE- COST PER A.D.T.

Summary of Impact Fees	**Amount**
Buy-In to Existing Excess Capacity	$61.81
New Construction	$105.80
Consultant Costs	$13.67
Credit for Benefits to Existing Users	($7.02)
Total in 2021 Cost Per A.D.T.	**$174.25**
Total in 2022 Cost Per A.D.T.	**$174.72**
Total in 2023 Cost Per A.D.T.	**$175.17**
Total in 2024 Cost Per A.D.T.	**$175.60**

Total in 2025 Cost Per A.D.T.	**$176.02**
Total in 2026 Cost Per A.D.T.	**$176.42**
Total in 2027 Cost Per A.D.T.	**$176.81**
Total in 2028 Cost Per A.D.T.	**$177.19**
Total in 2029 Cost Per A.D.T.	**$177.55**
Total in 2030 Cost Per A.D.T.	**$177.90**
Total in 2031 Cost Per A.D.T.	**$178.25**

Calculation of Transportation System Impact Fee. The Transportation Impact Fee is calculated by multiplying the total cost per Average Daily Trips (A.D.T.) listed above in a given year by the number of A.D.T. contained in the Transportation System – A.D.T. Schedule contained in Appendix B. The Transportation System – A.D.T. Schedule enumerates the number of average daily trips for common land uses, including single-family detached dwelling. For land uses not specified in the A.D.T. Schedule, the most appropriate member or members of the Development Review Committee shall use the Institute of Transportation Engineers (ITE) trip generation manual to determine the A.D.T. for the land use within the ITE trip generation manual, that is deemed to be most similar to the proposed use. For some land uses, the Institute of Transportation Engineers (ITE) trip generation manual types identify a reduction for trips based upon trips considered "pass-by" which is explained in greater detail in the Transportation IFFP contained in Ordinance 21-09. If the development plan approval or permit for the Development Activity or New Development indicates a mix of uses in the development, the Impact Fees shall be calculated separately for each use according to the A.D.T. Schedule, and the results aggregated. The more A.D.T. associated with a Development Activity or New Development, the greater its impact on the transportation system, and a greater impact fee is accessed.

APPENDIX B - E.R.C. Schedule and A.D.T. Schedule

Water System- E.R.C. Schedule. The following schedule enumerates the Equivalent Residential Connections for land uses other than single-family detached units for the Water System.

Water System - E.R.C. Schedule	
Land Use	**Water E.R.C.**
Banks	1 E.R.C.
Barber Shops	1 E.R.C.
Beauty Shops	1 E.R.C.
Bowling Alley w\Snack Bar	1 E.R.C.
Car Dealership	1 E.R.C.
Car Washes – Self Service	4.3 E.R.C.
Child Care Centers	1 E.R.C.
Dental Offices	1 E.R.C.
Department Stores	1 E.R.C.
Duplex/Condominium	1 E.R.C.
Drug Stores	1 E.R.C.
Dry Cleaners	1 E.R.C.
Funeral Homes	1 E.R.C.
Furniture Store	1 E.R.C.
Gasoline Service Station	1 E.R.C.
Gasoline Service Station w\fast food	1 E.R.C.
Hospitals	0.07 E.R.C. per bed
Kennels and Animal Hospitals	1 E.R.C..
Laundromats	1.5 E.R.C.
Medical Office Buildings	1 E.R.C.
Mobile Home	1 E.R.C.
Motels with Restaurants	0.08 E.R.C.
Multi-Family Dwellings	0.645 E.R.C.
Newspaper Office	1 E.R.C.
Nursing Home	0.07 E.R.C. per bed
Restaurants	4.3 E.R.C.
Retail Stores	1 E.R.C.
Retirement Homes	0.07 E.R.C. per bed
Schools-Public and Private	0.012 E.R.C. per student
Supermarkets	1.6 E.R.C.
Swimming Pools	0.005 E.R.C. per swimmer
Theaters	0.002 E.R.C. per seat
Warehouse	1 E.R.C.

Sanitary Sewer Collection System- E.R.C. Schedule. The following schedule enumerates the Equivalent Residential Unit for land uses other than single-family detached units for the Sanitary Sewer Collection System.

Sanitary Sewer Collection System- E.R.C. Schedule	
Land Use	**Sanitary Sewer Collection E.R.C.**
Banks	1 E.R.C.
Barber Shops	1 E.R.C.
Beauty Shops	1 E.R.C.
Bowling Alley with Snack Bar	2.5 E.R.C.
Car Dealership	1 E.R.C.
Car Washes – Self Service	21 E.R.C.
Child Care Centers	0.013 E.R.C.
Dental Offices	1 E.R.C.
Department Stores	1 E.R.C.
Duplex/Condominium	1 E.R.C. per unit
Drug Stores	1 E.R.C..
Dry Cleaners	2.5 E.R.C.
Funeral Homes	1 E.R.C.
Furniture Store	1 E.R.C.
Gasoline Service Station	1 E.R.C.
Gasoline Service Station with fast food	2.75 E.R.C.
Hospitals	0.34 E.R.C. per bed
Kennels and Animal Hospitals	5 E.R.C.
Laundromats	7 E.R.C.
Medical Office Buildings	1.3 E.R.C.
Mobile Home	1 E.R.C.
Motels with Restaurants	21.4 E.R.C.
Motels without Restaurant Unit	.039 E.R.C.
Multiple Family Residential	.0654 E.R.C. per unit
Newspaper Office	1 E.R.C.
Nursing Home	0.34 E.R.C. per bed
Restaurant – Fast Food	6.5 E.R.C.
Restaurants	21 E.R.C.
Retail Stores	1 E.R.C.
Retirement Homes	0.034 E.R.C. per bed
Schools-Public and Private	0.013 E.R.C. per student
Supermarkets	8 E.R.C.
Swimming Pools	0.02 E.R.C. per swimmer
Theaters	0.01 E.R.C. per seat
Warehouse	1 E.R.C.

Transportation System- A.D.T. Schedule						
ITE Code	**ITE Land Use**	**Unit**	**ITE Daily Trip Rate**	**Pass-By**	**Adjusted Trip Rate**	**Average Daily Trip (A.D.T.)[1]**
130	Industrial Park 130	1000 Sq. Feet Gross Floor Area	3.37		3.37	3.37
140	General Manufacturing	1000 Sq. Feet Gross Floor Area	3.93		3.93	3.93
150	Warehousing	1000 Sq. Feet Gross Floor Area	1.74		1.74	1.74
151	Mini-Warehouse	1000 Sq. Feet Gross Floor Area	1.51		1.51	1.51
210	Single-Family Detached Housing	Dwelling Unit	9.44		9.44	9.44
220	Multi-Family (2 stories or less - typically townhomes)	Dwelling Unit	7.32		7.32	7.32
221	Multi-Family (3-9 stories)	Dwelling Unit	5.44		5.44	5.44
240	Mobile Home Park	Occupied Dwelling Unit	6.49		6.49	6.49
254	Assisted Living Center	Bed	2.60		2.60	2.60
310	Hotel	Room	8.36		8.36	8.36
444	Movie Theater	1000 Sq. Feet Gross Floor Area	78.09		78.09	78.09
520	Elementary School	Students	1.89		1.89	1.89
522	Middle School / Junior High School	Students	2.13		2.13	2.13
530	High School	Students	2.03		2.03	2.03
534	Private School (K-8)	Students	4.11		4.11	4.11
560	Church**	1000 Sq. Feet Gross Floor Area	27.63		27.63	27.63
565	Day Care Center	1000 Sq. Feet Gross Floor Area	47.62		47.62	47.62
590	Library	1000 Sq. Feet Gross Floor Area	72.05		72.05	72.05
610	Hospital	1000 Sq. Feet Gross Floor Area	10.72		10.72	10.72
710	General Office Building	1000 Sq. Feet Gross Floor Area	9.74		9.74	9.74
720	Medical-Dental Office Building	1000 Sq. Feet Gross Floor Area	34.80		34.80	34.80
770	Business Park	1000 Sq. Feet Gross Floor Area	12.44		12.44	12.44
812	Building Material and Lumber Store	1000 Sq. Feet Gross Floor Area	18.05		18.05	18.05
817	Nursery (Garden Center)	1000 Sq. Feet Gross Floor Area	68.10		68.10	68.10
820	Shopping Center / Strip Mall	1000 Sq. Feet Gross Leasable Area	37.75	34%	24.92	24.92
840	Automobile Sales (New)	1000 Sq. Feet Gross Floor Area	27.84		27.84	27.84
841	Automobile Sales (Used)	1000 Sq. Feet Gross Floor Area	27.06		27.06	27.06
848	Tire Store	1000 Sq. Feet Gross Floor Area	28.52	28%	20.53	20.53
850	Supermarket	1000 Sq. Feet Gross Floor Area	106.78	36%	68.34	68.34
851	Convenience Market	1000 Sq. Feet Gross Floor Area	762.28	51%	373.52	373.52
912	Drive-in Bank	1000 Sq. Feet Gross Floor Area	100.03	35%	65.02	65.02
932	Restaurant, Sit-Down (High Turnover)	1000 Sq. Feet Gross Floor Area	112.18	43%	63.94	63.94
933	Fast Food without Drive-Through Window	1000 Sq. Feet Gross Floor Area	346.23	43%	197.35	197.35
934	Restaurant with Drive Through Window	1000 Sq. Feet Gross Floor Area	470.95	50%	235.48	235.48

942	Auto Care Center***	1000 Sq. Feet Gross Leasable Area	23.72		23.72	23.72
944	Gasoline/Service Station	Fueling Position	172.01	42%	99.77	99.77
945	Gasoline/Service Station with Convenience Store	1000 Sq. Feet Gross Leasable Area	1440.02	56%	633.61	633.61
947	Self Service Car Wash	Wash Stall	108.00		108.00	108.00

Note 1: The Adjusted Trip Rate is the same as the Average Daily Trip (A.D.T.).

APPENDIX C- Impact Fee Analysis for the Water System

APPENDIX D –Impact Fee Analysis for the Sanitary Sewer Collection System

APPENDIX E –Impact Fee Analysis for the Storm Drain System

APPENDIX F –Impact Fee Analysis for the Transportation System

APPENDIX G – Notice of intent to prepare an Impact Fee Facilities Plan and Impact Fee Analysis & Notice to Adopt Impact Fee Enactment

PUBLIC NOTICE

Public Body: Tremonton City Council

Subject: Impact Fee Facilities Plan and Impact Fee Analysis

Notice Title: Notice of Intent

Notice Type: Notice of Intent to Prepare Impact Fee Facilities Plan and Impact Analysis

Notice Date: December 12, 2019

Description/Agenda:

Tremonton City Corporation, Utah in accordance with the requirements of Utah Code Annotated 11-36a-501 and 11-36a-503, posts a notice of its intent to prepare or amend an Impact Fee Facilities Plan and Impact Fee Analysis for culinary water impact fee, secondary water impact fee, sanitary sewer collection impact fee, storm drain impact fee, parks, trails, recreation and open space impact fee, transportation impact fee, and public safety impact fee for fire/EMS and law enforcement. The location(s) that will be included in the Impact Fee Facilities Plan and Impact Fee Analysis is/are all area within the legal Tremonton City limits and the declared annexation areas of Tremonton City.

Notice of Special Accommodations: If you need special accommodations to participate in a City Council Meeting, please call the City Recorder, Linsey Nessen, at 435-257-9506. Please provide at least 24 hours notice for adequate arrangements to be made.

Notice of Electronic or telephone participation: Tremonton City passed Ordinance No. 13-04 approving Electronic Meeting Procedures in accordance with Section 52-4-207 of Utah Code Annotated.

From: support@utah.gov
To: Cynthia Nelson; Linsey Nessen; Shawn Warnke
Subject: Public Notice for City Council/RDA
Date: Thursday, December 12, 2019 5:25:17 PM

Utah Public Notice

City Council/RDA

Public Notice - Impact Fee Facilities Plan & Analysis

Notice Date & Time: 12/12/19 1:00 AM

Description/Agenda:

PUBLIC NOTICE

Public Body: Tremonton City Council
Subject: Impact Fee Facilities Plan and Impact Fee Analysis
Notice Title: Notice of Intent
Notice Type: Notice of Intent to Prepare Impact Fee Facilities Plan and Impact Analysis
Notice Date: December 12, 2019

Description/Agenda:
Tremonton City Corporation, Utah in accordance with the requirements of Utah Code Annotated 11-36a-501 and 11-36a-503, posts a notice of its intent to prepare or amend an Impact Fee Facilities Plan and Impact Fee Analysis for culinary water impact fee, secondary water impact fee, sanitary sewer collection impact fee, storm drain impact fee, parks, trails, recreation and open space impact fee, transportation impact fee, and public safety impact fee for fire/EMS and law enforcement. The location(s) that will be included in the Impact Fee Facilities Plan and Impact Fee Analysis is/are all area within the legal Tremonton City limits and the declared annexation areas of Tremonton City.

Notice of Special Accommodations: If you need special accommodations to participate in a City Council Meeting, please call the City Recorder, Linsey Nessen, at 435-257-9506. Please provide at least 24 hours notice for adequate arrangements to be made.
Notice of Electronic or telephone participation: Tremonton City passed Ordinance No. 13-04 approving Electron Meeting Procedures in accordance with Section 52-4-207 of Utah Code Annotated.

Notice of Special Accommodations:

Persons with disabilities needing special assistance to participate in this meeting should

contact Linsey Nessen no later than 48 hours prior to the meeting.

Notice of Electronic or telephone participation:

Anchor location for Electronic Meeting by Telephone Device. With the adoption of Ordinance No. 13-04, the Board may participate per Electronic Meeting Rules. Those eligible to request participation by electronic means should contact Linsey Nessen, City Recorder no later than 48 hours prior to the meeting to make arrangements.

Other information:

Location:

102 S Tremont St, Tremonton, 84337

Contact information:

Linsey Nessen, City Recorder , lnessen@tremontoncity.com, (435)257-9506

PUBLIC NOTICE

Public Body: Tremonton City Council

Subject: Impact Fee Enactment

Notice Title: Notice to Adopt Impact Fee Enactment, including but not limited to the Impact Fee Ordinance and Impact Fee Analysis

Notice Type: Notice to Adopt Impact Fee Enactment

Notice Date: September 9, 2021

Description/Agenda:

Tremonton City Corporation, Utah in accordance with the requirements of Utah Code Annotated 11-36a-504 and 10-9a-205, gives public notice to adopt an Impact Fee Enactment including but not limited to Impact Fee Ordinance and Impact Fee Analysis for water system impact fee, sanitary sewer collection impact fee, storm drain impact fee, and transportation system impact fee. Impact fees are one-time fees imposed upon new development, typically as a condition of the City issuing a building permit to mitigate the impact of the new development on public infrastructure. The imposition and collection of the impact fees are necessary for the City to continue to provide infrastructure occasioned by the demands and needs of the new development at existing service levels. The impact fees are reasonably related to the costs of providing said public infrastructure necessitated by new development within the City and are consistent with the Utah Impact Fees Act requirements. The location(s) that will be included in the Impact Fee Enactment is the entire area of the incorporated limits of Tremonton City and any area outside of the Tremonton City, which may hereafter be annexed into Tremonton City or serviced by any Tremonton City Public Facility.

The City Council shall hold a public hearing on September 21, 2021, at 7:00 pm or soon thereafter in the Tremonton City Council Chambers, located at 102 S. Tremont Street, Tremonton, Utah 84337, to receive public comment on the adoption of the aforementioned Impact Fee Enactment. Draft copies of: 1) the Impact Fee Enactment Ordinance; 2) summaries of the Impact Fee Analysis for the aforementioned impact fees; and 3) complete drafts of the Impact Fee Analysis for the aforementioned impact fees will be available on or before September 9, 2021 at www.tremontoncity.com, at the Tremonton City Library located at 210 N. Tremont Street, Tremonton, Utah, and the Satellite Library Branch located in the Bear River Valley Senior Center located at 510 West 1000 North, Tremonton, Utah during regular business hours. Additionally, on or before September 9, 2021, copies of the aforementioned documents are available to the public at the Tremonton City Recorder's Office located at 102 S. Tremont Street, Tremonton, Utah, during regular business hours. The public may file written objections associated with the adoption of an Impact Fee Enactment, and each written objection filed will be provided to the City Council for their consideration.

Written objections, questions pertaining to this notice, or contents of the Impact Fee Enactment may be directed to Shawn Warnke, Tremonton City Manager (435) 257-9504, swarnke@tremontoncity.com , or mailed to Shawn Warnke, 102 S. Tremont St. Tremonton, UT 84337.

Notice of Special Accommodations: If you need special accommodations to participate in a City Council Meeting, please call the City Recorder, Linsey Nessen, at 435-257-9506. Please provide at least 24 hours notice for adequate arrangements to be made.

Notice of Electronic or telephone participation: Tremonton City passed Ordinance No. 13-04 approving Electronic Meeting Procedures in accordance with Section 52-4-207 of Utah Code Annotated.

STATE OF UTAH)
: ss.
County of Box Elder)

I, LINSEY NESSEN, the City Recorder of Tremonton, Utah, do hereby certify that the above and foregoing is a full and correct copy of Ordinance No. 21-10, entitled **"ADOPTING AND ENACTING IMPACT FEES FOR WATER SYSTEM; SANITARY SEWER COLLECTION SYSTEM; STORM DRAIN SYSTEM; AND TRANSPORTATION SYSTEM"** adopted and passed by the City Council of Tremonton, Utah, at a regular meeting thereof on the 21st day of September, 2021, which appears of record in my office.

IN WITNESS WHEREOF, I have hereunto set my hand and affixed the corporate seal of the City this _____ day of _____ , 2021.

_____
Linsey Nessen
City Recorder

(city seal)

Tremonton City

DRAFT Water System Impact Fee Analysis

Zions Public Finance, Inc.
August 2021

CONTENTS

Executive Summary 3
Water Service Levels 3
Water Service Area 4
Water Capital Facilities 4
Water System Impact Fee Calculation 6
Chapter 1: Overview of The Water Impact Fees 7
Summary 7
Costs to be Included in the Impact Fee 7
Utah Code Legal Requirements 7
Notice of Intent to Prepare Impact Fee Analysis 7
Preparation of Impact Fee Analysis 7
Calculating Impact Fees 8
Certification of Impact Fee Analysis 9
Impact Fee Enactment 9
Chapter 2: Impact From Growth Upon the City's Facilities and Level of Service 10
Projected Water Demands 10
Water Service Area 10
Existing and Proposed LOS Analysis 10
Chapter 3: Impact on Capacity from Development Activity 12
Excess Capacity and Deficiency 12
Chapter 4: System Improvements Required from Development Activity 15
Chapter 5: Proportionate Share Analysis 16
Maximum Legal Water Impact Fee per ERC 16
Buy-In to Existing, Excess Capacity 16
New Construction – System Improvements Necessitated by New Development 16
Consultant Costs 16
Impact Fee Fund Balance 17
Credits Against Impact Fees 17
Summary of Maximum Impact Fees 18
Chapter 6: Manner of Financing, Credits, Etc 19
Impact Fee Credits 19
Extraordinary Costs and Time Price Differential 19
Certification 21

DRAFT

Appendix A: Maximum Impact Fee Per ERC by Year 22

DRAFT

EXECUTIVE SUMMARY

An impact fee is a one-time fee imposed on new development activity to mitigate the impact of new development on capital facilities. In conjunction with this Impact Fee Analysis, Jones and Associates Consulting Engineers prepared the *Tremonton City Corporation Water System Impact Fee Facilities Plan Update* (IFFP) dated May 2021. The IFFP forms the basis for this impact fee analysis.

The recommended impact fee structure presented in this analysis has been prepared to satisfy the Impact Fees Act, Utah Code Ann. § 11-36a-101 et. seq., and represents the maximum impact fees that Tremonton ("City") may assess. The City will be required to use revenue sources other than impact fees to fund any projects that constitute repair and replacement, cure any existing deficiencies, or increase the level of service for existing users.

Projections for equivalent residential connections (ERC) growth in the City are as follows:

TABLE 1: GROWTH IN DEMAND

Year	ERCs
2021	3,343
2022	3,423
2023	3,505
2024	3,589
2025	3,674
2026	3,762
2027	3,851
2028	3,943
2029	4,037
2030	4,133
2031	4,231
Growth in ERCs, 2021-2031	888

Source: Tremonton City Corporation; Jones & Associates, Water System Impact Fee Facilities Plan, May 2021

Water Service Levels

Level of service (LOS) defines the water capital facility demands that a typical Equivalent Residential Connection (ERC), will require and should pay for with impact fees. The IFFP defines existing and proposed service levels as follows per ERC based on Utah Code:

- 20 psi during conditions of fire flow and fire demand experienced during peak day demand
- 30 psi during peak instantaneous demand; and
- 40 psi during peak day demand.

The culinary water system currently meets all levels as outlined above.

"The secondary water system is designed to be able to provide similar levels of service. Both systems typically provide a minimum pressure of 50 to 60 psi under normal operating conditions. This is the level of service that the City has established for the water systems. Both systems have no deficiencies regarding this level of service" (IFFP, p. 3).

Water Service Area

There is one service area for water that encompasses the boundaries of Tremonton City. The City anticipates growing from 3,343 Equivalent Residential Connections (ERCs) in 2021 to 4,231 ERCs in 2031 – an increase of 888 ERCs over the 10-year period.

Water Capital Facilities

Existing facilities with excess capacity are also included in this study so that new development can buy into the existing, excess capacity. The actual cost of the excess capacity consumed in these facilities over the next 10 years is $1,012,966.

TABLE 2: CONSUMPTION OF EXCESS CAPACITY

Date	Description	Project Cost	Total Capacity (ERCs)	Excess Capacity (ERUs)	% of Excess Capacity Consumed 10 Yrs	Cost to New Growth, 10 Yrs
1985	1000 North - 12" main. 300 East to pump house	$47,830	1,676	582	100%	$16,609
1991	Iowa String (Main Street to 1000 N) - 10" line	$57,850	1,167	1,010	88%	$44,020
1992	Northwest Annexation Water Project (1000 N; I-84 to 2300 West) - 8" line	$125,910	748	434	100%	$73,055
1997	Iowa String - 1200 S to Main St - 10" line	$150,000	1,167	1,048	85%	$114,139
2003	Secondary Water - Service Area 1 Phase 1 (Spring Acres)	$172,220	1,364	1,364	9%	$15,967
2006	Bear River Waterline Crossing - 16"	$121,969	2,981	1,922	46%	$36,333
2011	Cedar Ridge Well and Pipeline Project	$893,429	476	-	0%	$0
2012	2 Million Gallon Culinary Water Tank Project	$1,101,530	3,509	2,505	35%	$278,757
2019	I-84 Utility Line Extension at 2300 West - 18" line	$112,220	3,771	3,588	9%	$9,899
2018	Secondary Water - Service Area 1 and 2 expansion	$1,283,449	2,474	2,474	9%	$118,992

DRAFT

Date	Description	Project Cost	Total Capacity (ERCs)	Excess Capacity (ERUs)	% of Excess Capacity Consumed 10 Yrs	Cost to New Growth, 10 Yrs
2019	Secondary Water - Service Area 3 (749 new connections)	$3,001,986	501	501	9%	$194,825*
Varies	Secondary Water Shares - 508	$1,190,463	1,651	1,651	9%	$110,371
	SA1 - 42 shares					
	SA2 - 72 shares					
	SA3 - 115 shares					
	SA5 - 149 shares					
	SA4 - 53 shares					
	SA2 expansion - 23 shares					
	SA9 Ph2 - 17 shares					
	SA4 Ph2 - 37 existing shares used, 91 still needed					
	TOTAL	**$8,258,856**	**21,485**	**17,079**		**$1,012,966**

*Per Jones and Associates, 30% of this project was covered by bond proceeds and cannot be used. Therefore, this calculation is as follows:
$3,001,986 * .7 = $2,101,390
$2,101,390 * .0927124 = $194,825

Total new construction costs required by growth in new development over the next 10 years are projected to reach $9,706,400 and are anticipated to serve 2,582 Equivalent Residential Connections (ERCs).

TABLE 3: NEW CONSTRUCTION PROJECTS

	Description	Additional ERCs Served	Impact Fee Eligible Cost
	Culinary Water Projects		
19	Develop new water source at locations that will be determined at the time of construction. It is anticipated this will involve the drilling of new wells	714	$1,574,400
	Secondary Water Projects		
1	Service Area 5 - Construct pump station, pipe network, and service connections. 483 new connections (2021)	322	$3,235,780
2	Service Area 4 - Construct pump station and pipe to service immediate area around the pump station. 383 new units (2021)	255	$411,994
3	Service Area 2 - Expand to Tremont Center/Matheson Apartment Complex, JD Harris Subdivision, and other miscellaneous connections in the area (2021)	241	$450,696
4	Service Area 9 - Construct Pump Station and upsize developer installed pipe. 650 new connections (2022)	436	$399,720

	Description	Additional ERCs Served	Impact Fee Eligible Cost
5	Construct equalization basin (2023)	0	$272,550
6	Service Area 9 - extend piping and services into Holmgren East Subdivision. 110 new connections. (2023)	74	$457,800
7	Service Area 4 - Extend piping into neighborhoods north of pump station. 290 new connections. (2026)	194	$2,238,420
8	Service Area 2 - Install additional pumps in pump station. Upsize and relocate filter station 516 new constructions. (2027)	346	$665,040
	TOTAL	**2,582**	**$9,706,400**

Source: Jones & Associates, Water System Impact Fee Facilities Plan, May 2021

Water System Impact Fee Calculation

The maximum impact fee allowed by law is $4,701.80 per ERC.

TABLE 4: MAXIMUM IMPACT FEE PER ERC IN YEAR 2021

Summary	
Buy-In Cost	$1,140.73
New Construction	$3,759.26
Consultants	$11.82
Credits	($210.00)
Total	**$4,701.80**

DRAFT

CHAPTER 1: OVERVIEW OF THE WATER IMPACT FEES

Summary

An impact fee is intended to recover the City's costs of building water system capacity to serve new residential and non-residential development rather than passing these growth-related costs on to existing users through rates. The Utah Impact Fees Act allows only certain costs to be included in an impact fee so that only the fair cost of expansionary projects or existing unused capacity paid for by the City is assessed through an impact fee.

Costs to be Included in the Impact Fee

The impact fees proposed in this analysis are calculated based upon:

- Excess capacity in the City's culinary and PI water systems;
- New capital infrastructure for culinary water and PI that will serve new development; and
- Professional and planning expenses related to the construction of system improvements that will serve new development.

The costs that cannot be included in the impact fee are as follows:

- Costs for projects that cure system deficiencies;
- Costs for projects that increase the LOS above that which is currently provided;
- Operations and maintenance costs;
- Costs of facilities funded by grants or other funds that the City does not have to repay; and
- Costs of reconstruction of facilities that do not have capacity to serve new growth.

Utah Code Legal Requirements

Utah law requires that communities and special districts prepare an Impact Fee Analysis (IFA) before enacting an impact fee. Utah law also requires that communities/districts give notice of their intent to prepare and adopt an IFA. This IFA follows all legal requirements as outlined below. The City has retained Zions Public Finance, Inc. (ZPFI) to prepare this Impact Fee Analysis in accordance with legal requirements.

Notice of Intent to Prepare Impact Fee Analysis

A local political subdivision must provide written notice of its intent to prepare an IFA before preparing the Plan (Utah Code §11-36a-503). This notice must be posted on the Utah Public Notice website. The City has complied with this noticing requirement for the IFA by posting notice.

Preparation of Impact Fee Analysis

Utah Code requires that each local political subdivision, before imposing an impact fee, prepare an impact fee analysis. (Utah Code 11-36a-304).

Section 11-36a-304 of the Utah Code outlines the requirements of an impact fee analysis which is required to:

(1) An impact fee analysis shall:

(a) identify the anticipated impact on or consumption of any existing capacity of a public facility by the anticipated development activity;

DRAFT

(b) identify the anticipated impact on system improvements required by the anticipated development activity to maintain the established level of service for each public facility;

(c) demonstrate how the anticipated impacts described in Subsections (1)(a) and (b) are reasonably related to the anticipated development activity;

(d) estimate the proportionate share of:
  (i) the costs for existing capacity that will be recouped; and
  (ii) the costs of impacts on system improvements that are reasonably related to the new development activity; and

(e) identify how the impact fee was calculated.

(2) In analyzing whether or not the proportionate share of the costs of public facilities are reasonably related to the new development activity, the local political subdivision or private entity, as the case may be, shall identify, if applicable:

(a) the cost of each existing public facility that has excess capacity to serve the anticipated development resulting from the new development activity;

(b) the cost of system improvements for each public facility;

(c) other than impact fees, the manner of financing for each public facility, such as user charges, special assessments, bonded indebtedness, general taxes, or federal grants;

(d) the relative extent to which development activity will contribute to financing the excess capacity of and system improvements for each existing public facility, by such means as user charges, special assessments, or payment from the proceeds of general taxes;

(e) the relative extent to which development activity will contribute to the cost of existing public facilities and system improvements in the future;

(f) the extent to which the development activity is entitled to a credit against impact fees because the development activity will dedicate system improvements or public facilities that will offset the demand for system improvements, inside or outside the proposed development;

(g) extraordinary costs, if any, in servicing the newly-developed properties; and

(h) the time-price differential inherent in fair comparisons of amounts paid at different times.

Calculating Impact Fees

Utah Code states that for purposes of calculating an impact fee, a local political subdivision or private entity may include:

(a) the construction contract price;
(b) the cost of acquiring land, improvements, materials, and fixtures;

DRAFT

(c) the cost for planning, surveying, and engineering fees for services provided for and directly related to the construction of the system improvements; and

(d) for political subdivision, debt service charges, if the political subdivision might use impact fees as a revenue stream to pay the principal and interest on bonds, notes or other obligations issued to finance the costs of the system improvements.

Additionally, the Code states that each political subdivision or private entity shall base impact fee amounts on realistic estimates and the assumptions underlying those estimates shall be disclosed in the impact fee analysis.

Certification of Impact Fee Analysis

Utah Code states that an Impact Fee Analysis shall include a written certification from the person or entity that prepares the Impact Fee Analysis. This certification is included at the conclusion of this analysis.

Impact Fee Enactment

Utah Code states that a local political subdivision or private entity wishing to impose impact fees shall pass an impact fee enactment in accordance with Section 11-36a-402. Additionally, an impact fee imposed by an impact fee enactment may not exceed the highest fee justified by the impact fee analysts. An impact fee enactment may not take effect until 90 days after the day on which the impact fee enactment is approved.

DRAFT

CHAPTER 2: IMPACT FROM GROWTH UPON THE CITY'S FACILITIES AND LEVEL OF SERVICE

Utah Code 11-36a-304(1)(a)(c)

Projected Water Demands

The City has been experiencing steady growth and this is anticipated to continue in the long-term. The IFFP identifies that there has been a significant increase in development projects, but that there isn't enough data to deviate growth projections from the historical curve. Therefore, projected growth has been forecasted using the historical growth rate as shown in the IFFP.

The table below shows water growth projections. The City's water system currently (year 2021) serves 3,343 equivalent residential connections (ERCs) which will grow to an estimated 4,231 ERCs by 2031. The growth between 2021 and 2031 is expected to be 888 ERCs.

TABLE 5: GROWTH IN DEMAND

Year	ERCs
2021	3,343
2022	3,423
2023	3,505
2024	3,589
2025	3,674
2026	3,762
2027	3,851
2028	3,943
2029	4,037
2030	4,133
2031	4,231
Growth in ERCs, 2021-2031	888

Source: Tremonton City Corporation, Water System Impact Fee Facilities Plan

Water Service Area

Tremonton City has one water service area for culinary water and secondary water for the purpose of calculating water impact fees.

Existing and Proposed LOS Analysis

Level of service (LOS) defines the water system demands that a typical Equivalent Residential Connection (ERC), will require and should pay for with impact fees. The IFFP defines existing and proposed service levels as follows per ERC based on Utah Code:

- 20 psi during conditions of fire flow and fire demand experienced during peak day demand

- 30 psi during peak instantaneous demand; and
- 40 psi during peak day demand.

The culinary water system currently meets all levels of service as outlined above.

"The secondary water system is designed to be able to provide similar levels of service. Both systems typically provide a minimum pressure of 50 to 60 psi under normal operating conditions. This is the level of service that the City has established for the water systems. Both systems have no deficiencies regarding this level of service."[1]

DRAFT

[1] Jones & Associates Consulting Engineers, Water System Impact Fee Facilities Plan, Section 6.3 Level of Service, pg. 3

CHAPTER 3: IMPACT ON CAPACITY FROM DEVELOPMENT ACTIVITY

Utah Code 11-36a-304(1)(a)

Excess Capacity and Deficiency

According to Jones & Associates, the City's water engineers, there is excess capacity in the culinary water and secondary water systems. New development can be charged a buy-in fee, as part of the overall impact fee, for the capacity it consumes. The actual cost of the system projects with excess capacity is estimated at $8,258,856 as shown in the table below.

TABLE 6: EXCESS CAPACITY IN EXISTING SYSTEM

Date	Description	Project Cost	Total Capacity (ERCs)	Excess Capacity (ERCs)
1985	1000 North - 12" main. 300 East to pump house	$47,830	1,676	582
1991	Iowa String (Main Street to 1000 N) - 10" line	$57,850	1,167	1,010
1992	Northwest Annexation Water Project (1000 N; I-84 to 2300 West) - 8" line	$125,910	748	434
1997	Iowa String - 1200 S to Main St - 10" line	$150,000	1,167	1,048
2003	Secondary Water - Service Area 1 Phase 1 (Spring Acres)	$172,220	1,364	1,364
2006	Bear River Waterline Crossing - 16"	$121,969	2,981	1,922
2011	Cedar Ridge Well and Pipeline Project	$893,429	476	-
2012	2 Million Gallon Culinary Water Tank Project	$1,101,530	3,509	2,505
2019	I-84 Utility Line Extension at 2300 West - 18" line	$112,220	3,771	3,588
2018	Secondary Water - Service Area 1 and 2 expansion	$1,283,449	2,474	2,474
2019	Secondary Water - Service Area 3 (749 new connections)	$3,001,986	501	501
Varies	Secondary Water Shares - 508	$1,190,463	1,651	1,651
	SA1 - 42 shares			
	SA2 - 72 shares			
	SA3 - 115 shares			
	SA5 - 149 shares			

DRAFT

Date	Description	Project Cost	Total Capacity (ERCs)	Excess Capacity (ERCs)
	SA4 - 53 shares			
	SA2 expansion - 23 shares			
	SA9 Ph2 - 17 shares			
	SA4 Ph2 - 37 existing shares used, 91 still needed			
	TOTAL	**$8,258,856**	**21,485**	**17,079**

New development will consume $1,012,966 of excess capacity in the existing system within the next 10 years.

TABLE 7: CONSUMPTION OF EXCESS CAPACITY, 2021-2031

Date	Description	Project Cost	Total Capacity (ERCs)	Excess Capacity (ERUs)	% of Excess Capacity Consumed 10 Yrs	Cost to New Growth, 10 Yrs
1985	1000 North - 12" main. 300 East to pump house	$47,830	1,676	582	100%	$16,609
1991	Iowa String (Main Street to 1000 N) - 10" line	$57,850	1,167	1,010	88%	$44,020
1992	Northwest Annexation Water Project (1000 N; I-84 to 2300 West) - 8" line	$125,910	748	434	100%	$73,055
1997	Iowa String - 1200 S to Main St - 10" line	$150,000	1,167	1,048	85%	$114,139
2003	Secondary Water - Service Area 1 Phase 1 (Spring Acres)	$172,220	1,364	1,364	9%	$15,967
2006	Bear River Waterline Crossing - 16"	$121,969	2,981	1,922	46%	$36,333
2011	Cedar Ridge Well and Pipeline Project	$893,429	476	-	0%	$0
2012	2 Million Gallon Culinary Water Tank Project	$1,101,530	3,509	2,505	35%	$278,757
2019	I-84 Utility Line Extension at 2300 West - 18" line	$112,220	3,771	3,588	9%	$9,899
2018	Secondary Water - Service Area 1 and 2 expansion	$1,283,449	2,474	2,474	9%	$118,992
2019	Secondary Water - Service Area 3 (749 new connections)	$3,001,986	501	501	9%	$194,825*

DRAFT

Date	Description	Project Cost	Total Capacity (ERCs)	Excess Capacity (ERUs)	% of Excess Capacity Consumed 10 Yrs	Cost to New Growth, 10 Yrs
Varies	Secondary Water Shares - 508	$1,190,463	1,651	1,651	9%	$110,371
	SA1 - 42 shares					
	SA2 - 72 shares					
	SA3 - 115 shares					
	SA5 - 149 shares					
	SA4 - 53 shares					
	SA2 expansion - 23 shares					
	SA9 Ph2 - 17 shares					
	SA4 Ph2 - 37 existing shares used, 91 still needed					
	TOTAL	**$8,258,856**	**21,485**	**17,079**		**$1,012,966**

*Per Jones and Associates, 30% of this project was covered by bond proceeds and cannot be used. Therefore, this calculation is as follows:
$3,001,986 * .7 = $2,101,390
$2,101,390 * .0927124 = $194,825

DRAFT

CHAPTER 4: SYSTEM IMPROVEMENTS REQUIRED FROM DEVELOPMENT ACTIVITY

Utah Code 11-36a-304(1)(b)(c), (2)(b)

The City has determined to maintain its current level of water system service. Therefore, additional water system improvements will be required in order to maintain the established water system level of service. The means by which the City will meet growth demands include constructing the following projects as set forth in the Impact Fee Facilities Plan. This will occur through requiring new development to pay for its fair share of existing excess capacity consumed over the next 10 years as well as paying for its fair share of new construction projects.

New culinary water and secondary water construction projects over the next 10 years are shown in the table below:

TABLE 8: NEW CONSTRUCTION PROJECTS

	Description	Additional ERCs Served	Impact Fee Eligible Cost
	Culinary Water Projects		
19	Develop new water source at locations that will be determined at the time of construction. It is anticipated this will involve the drilling of new wells	714	$1,574,400
	Secondary Water Projects		
1	Service Area 5 - Construct pump station, pipe network, and service connections. 483 new connections (2021)	322	$3,235,780
2	Service Area 4 - Construct pump station and pipe to service immediate area around the pump station. 383 new units (2021)	255	$411,994
3	Service Area 2 - Expand to Tremont Center/Matheson Apartment Complex, JD Harris Subdivision, and other miscellaneous connections in the area (2021)	241	$450,696
4	Service Area 9 - Construct Pump Station and upsize developer installed pipe. 650 new connections (2022)	436	$399,720
5	Construct equalization basin (2023)	0	$272,550
6	Service Area 9 - extend piping and services into Holmgren East Subdivision. 110 new connections. (2023)	74	$457,800
7	Service Area 4 - Extend piping into neighborhoods north of pump station. 290 new connections. (2026)	194	$2,238,420
8	Service Area 2 - Install additional pumps in pump station. Upsize and relocate filter station 516 new constructions. (2027)	346	$665,040
	TOTAL	**2,582**	**$9,706,400**

Source: Jones & Associates, Water System Impact Fee Facilities Plan, May 2021

DRAFT

CHAPTER 5: PROPORTIONATE SHARE ANALYSIS

Utah Code 11-36a-304(1)(d)(e)

Maximum Legal Water Impact Fee per ERC

The Impact Fees Act requires the Impact Fee Analysis to estimate the proportionate share of the future and historic cost of existing system improvements that benefit new growth that can be recouped through impact fees. The impact fee for existing assets must be based on the historic costs while the fees for construction of new facilities must be based on reasonable future costs of the system.

Buy-In to Existing, Excess Capacity

There is existing, excess capacity in the culinary water and secondary water systems. New development should be required to pay a buy-in fee for its fair share of the excess capacity consumed over the next 10 years. Actual costs have been used in this analysis. Based on the ERCs served over the next 10 years, the buy-in cost is calculated at $1,140.73 per ERC.

TABLE 9: PROPORTIONATE SHARE ANALYSIS, EXISTING EXCESS CAPACITY

Buy-In Calculation	Amount
Cost of Projects with Existing Capacity	$8,258,856
Total ERCs Served	17,079
Excess Capacity ERC Consumption 2021-2031	888
Growth in ERCs in 10 Years as % of Excess Capacity	12%
Cost Allocable to New Development 2021-2031	$1,012,966
Cost per ERC	**$1,140.73**

New Construction – System Improvements Necessitated by New Development

Total new improvement costs attributable to new development over the next 10 years are $3,338,220 divided by growth of 888 ERCs over the next 10 years resulting in a cost of $3,759.26 per ERC.

TABLE 10: PROPORTIONATE SHARE ANALYSIS, NEW CONSTRUCTION NECESSITATED BY NEW DEVELOPMENT

New Construction Cost	Amount
New Construction Total Cost - Impact Fee Eligible	$9,706,400
Total ERC Capacity of New Improvements	2,582
Growth in ERCs, 2021-2031	888
New Construction Cost Allocable to Next 10 Years	$3,338,220
Cost per ERC	**$3,759.26**

Consultant Costs

The Impact Fees Act allows for fees charged to include the reimbursement of consultant costs incurred in the preparation of the IFFP and IFA.

Consultant costs are estimated at $10,500 in order to prepare the IFFP and IFA that were necessary in order to calculate defensible impact fees. The engineering and consultant studies are considered to serve development over the next 10 years. Based on the ERCs served over the next 10 years, the total cost per ERC is $11.82.

DRAFT

TABLE 11: PROPORTIONATE SHARE ANALYSIS – CONSULTANT COSTS

	Amount
Jones & Associates	$6,000
Zions Public Finance Inc.	$4,500
Total Consultant Fees	$10,500
Growth in ERCs, 2021-2031	888
Cost per ERC	**$11.82**

Impact Fee Fund Balance

There is no impact fee fund balance and therefore no credits have been made for a fund balance.

Credits Against Impact Fees

Credits must also be calculated for the portion of future improvements that will benefit existing development and for any outstanding bonds. The IFFP states that there are no deficiencies in the current system and that therefore none of future construction projects will benefit existing development.

The City has two outstanding bonds, a 2019 water revenue bond for $3.4 million and a 2021 water revenue bond for $4.4 million. According to the City, the 2021 bond was used to fund projects that will only benefit new construction. Therefore, no credits have been made for the 2021 bond. The City has identified that there will need to be credits for the 2019 bond since it does benefit the existing system. The credit for each year is calculated by taking the NPV of the total outstanding annual cost per ERC using a discount rate of 3%. The credit slowly declines over the life of the bond as the total outstanding annual cost per ERC decreases with each annual principal payment. This is shown below in Table 12.

TABLE 12: SUMMARY OF CREDITS TO GROSS IMPACT FEE

Year	Principal Total	ERCs	Annual Cost per ERC	NPV*
2021	205,000.00	3,343	$18.40	$210.00
2022	211,000.00	3,423	$18.49	$197.91
2023	216,000.00	3,505	$18.49	$185.35
2024	221,000.00	3,589	$18.47	$172.42
2025	227,000.00	3,674	$18.54	$159.12
2026	233,000.00	3,762	$18.58	$145.36
2027	239,000.00	3,851	$18.62	$131.14
2028	245,000.00	3,943	$18.64	$116.46
2029	251,000.00	4,037	$18.65	$101.31
2030	257,000.00	4,133	$18.65	$85.70
2031	264,000.00	4,231	$18.72	$69.61
2032	270,000.00	4,332	$18.70	$52.98
2033	277,000.00	4,435	$18.74	$35.88
2034	284,000.00	4,541	$18.76	$18.22

NPV= net present value over the life of the bond using a discount rate of 3 percent

DRAFT

Summary of Maximum Impact Fees

The maximum impact fee allowed by law is $4,701.80 per ERC.

TABLE 13: MAXIMUM IMPACT FEE PER ERC IN YEAR 2021

Summary	
Buy-In Cost	$1,140.73
New Construction	$3,759.26
Consultants	$11.82
Credits	($210.00)
Total	**$4,701.80**

Due to the bond credits outlined previously, the maximum impact fee per ERC will increase each year as the NPV of the bond credits lower each year. The table below shows how this will affect the maximum impact fee that can be charged. A full schedule of the maximum impact fees per year can be found in Appendix A.

TABLE 14: MAXIMUM IMPACT FEE PER ERC BY YEAR

	2021	2022	2023	2024	2025
Maximum Impact Fee per ERC	$4,701.80	$4,713.90	$4,726.46	$4,739.38	$4,752.68

DRAFT

CHAPTER 6: MANNER OF FINANCING, CREDITS, ETC

Utah Code 11-36a-304(2)(c)(d)(e)(f)(g) and (h)

An impact fee is a one-time fee that is implemented by a local government on new development to fund and pay for the proportionate costs of public facilities (system improvements) that are needed to serve new development. As a matter of policy and legislative discretion, a City may choose to have new development pay the full cost of its proportionate share of new public facilities and existing facilities that have excess capacity to service new development through impact fees. Alternatively, local governments may elect to subsidize new development by using other sources of revenue (user charges, special assessments, bonds, taxes, grants) to pay for the new facilities required to service new development and use impact fees to recover the cost difference between the total cost of the new facilities and the other sources of revenue.

At the current time, no other sources of funding other than impact fees have been identified, but to the extent that any are identified and received in the future, then impact fees will be reduced accordingly. The City has found that it is necessary to charge an impact fee to maintain the existing level of service into the future.

Additional system improvements beyond those funded through impact fees that are desired to raise the level of service will be paid for by the community through other revenue sources such as user charges, special assessments, General Obligation bonds, general taxes, etc.

Impact Fee Credits

The Impact Fees Act requires that the IFA consider the relative extent to which new development activity will contribute to financing the excess capacity of and system improvements for new and public facilities, by such means as user charges, special assessments, or payment from the proceeds of general taxes so that new development is not charged twice. This IFA clearly identifies the amount of excess capacity to be paid for by new development. This portion of the impact fee calculation can be credited back to the General Fund as a repayment for prior investment in capital facilities.

In terms of new facilities, all impact fee amounts collected must be spent for the specific project improvements listed in the IFFP and incorporated into this IFA. No user fees, special assessments, etc., are contemplated to offset any of the costs associated with the new transportation facilities.

Credits may also be paid back to developers who have constructed or directly funded system improvements that are included in the IFFP or donated to the City in lieu of impact fees, including the dedication of land for system improvements. This situation does not apply to developer exactions for project improvements. Any item for which a developer receives credit should be included in the IFFP and must be agreed upon with the City before construction begins.

The standard impact fee can also be decreased to respond to unusual circumstances in specific cases in order to ensure that impact fees are imposed fairly. In certain cases, a developer may submit studies and data that clearly show a need for adjustment.

Extraordinary Costs and Time Price Differential

It is not anticipated that there will be any extraordinary costs in servicing newly developed properties. To account for the time-price differential inherent in fair comparisons of amounts paid at different times,

actual costs have been used to compute buy-in costs to public facilities with excess capacity and current costs have been used to compute impacts on system improvements required by anticipated development activity to maintain the established level of service for each public facility.

DRAFT

CERTIFICATION

Zions Public Finance, Inc. certifies that the attached impact fee analysis:

1. includes only the costs of public facilities that are:
    a. allowed under the Impact Fees Act; and
    b. actually incurred; or
    c. projected to be incurred or encumbered within six years after the day on which each impact fee is paid;

2. does not include:
    a. costs of operation and maintenance of public facilities;
    b. costs for qualifying public facilities that will raise the level of service for the facilities, through impact fees, above the level of service that is supported by existing residents;

3. offsets costs with grants or other alternate sources of payment; and

4. complies in each and every relevant respect with the Impact Fees Act.

DRAFT

APPENDIX A: MAXIMUM IMPACT FEE PER ERC BY YEAR

	2021	2022	2023	2024	2025
Maximum Impact Fee per ERC	$4,701.80	$4,713.90	$4,726.46	$4,739.38	$4,752.68

	2026	2027	2028	2029	2030
Maximum Impact Fee per ERC	$4,766.45	$4,780.67	$4,795.35	$4,810.50	$4,826.11

	2031	2032	2033	2034	2035
Maximum Impact Fee per ERC	$4,842.19	$4,858.82	$4,875.93	$4,893.59	$4,911.81

DRAFT

Tremonton City

DRAFT Sanitary Sewer Collection Impact Fee Analysis

Zions Public Finance, Inc.
August 2021

CONTENTS

Executive Summary 2
Sewer Service Area 2
Level of Service 2
Sewer Capital Facilities 3
Sewer System Impact Fee Calculation 4
Chapter 1: Overview of the Sewer Impact Fees 5
Summary 5
Costs to be Included in the Impact Fee 5
Utah Code Legal Requirements 5
Notice of Intent to Prepare Impact Fee Analysis 5
Preparation of Impact Fee Analysis 5
Calculating Impact Fees 6
Certification of Impact Fee Analysis 7
Impact Fee Enactment 7
Chapter 2: Impact From Growth Upon the City's Facilities and Level of Service 8
Sewer Service Area 8
Proposed Sewer Demands 8
Existing and Proposed LOS Analysis 8
Chapter 3: Impact on Capacity from Development Activity 10
Excess Capacity and Deficiency 10
Chapter 4: System Improvements Required from Development Activity 11
Chapter 5: Proportionate Share Analysis 12
Maximum Legal Sewer Collection Impact Fee per ERU 12
Buy-In to Existing, Excess Capacity 12
New System Improvements Necessitated by New Development 12
Consultant Costs 13
Impact Fee Fund Balance 13
Summary of Gross Impact Fee 13
Chapter 6: Manner of Financing, Credits, Etc 14
Impact Fee Credits 14
Extraordinary Costs and Time Price Differential 14
Certification 16

DRAFT

EXECUTIVE SUMMARY

Tremonton City (the City) commissioned Zions Public Finance, Inc. (ZPFI) to calculate the City's sewer collection impact fees in accordance with Utah State Code 11-36a. An impact fee is a payment of money imposed upon new development activity as a condition of development approval to mitigate the impact of the new development on public infrastructure. In conjunction with this project, Jones & Associates Consulting Engineers prepared the Sanitary Sewer Collection System Impact Fee Facilities Plan (IFFP).

Projections for equivalent residential unit (ERU) growth in the City are as follows:

TABLE 1: PROJECTED ERU GROWTH, 2021-2031

Year	ERUs
2021	3,573
2022	3,658
2023	3,746
2024	3,835
2025	3,926
2026	4,020
2027	4,116
2028	4,214
2029	4,314
2030	4,417
2031	4,522
Growth in ERUs, 2021-2031	949

Source: Jones & Associates Consulting Engineers, Sanitary Sewer Collection IFFP, April 2021

This IFA is organized based on the legal requirements of Utah Code 11-36a-304.

Sewer Service Area

There is one service area that covers the entire City for the purpose of calculating sewer collection impact fees.

Level of Service

According to the IFFP, "As with any sanitary sewer collection system, the reasonable expectation of the residents is that they can use the sewer system under normal operating conditions, including peak use times, without the connection backing up."[1]

The IFFP also clarifies that, "the existing collection system was analyzed . . . the level of service that was decided as a minimum level is that all pipes will serve the city during peak hours with no more than 75% depth of flow in the pipe. Any pipe flowing over 75% during those times was considered to be deficient and does not meet the City's established level of service."[2]
The City's proposed level of service during the IFFP period is to equal the existing level of service.

[1] Jones & Associates Consulting Engineers, Sanitary Sewer Collection System Impact Fee Facilities Plan, Section 4.3 Level of Service, pg. 4
[2] Jones & Associates Consulting Engineers, Sanitary Sewer Collection System Impact Fee Facilities Plan, Section 4.3 Level of Service, pg. 4-5

Sewer Capital Facilities

The IFFP identifies excess capacity in the existing system. Based on expected growth in the next 10 years, only $381,670.30 of the excess capacity in the current system will be consumed by new development.

TABLE 2: EXCESS CAPACITY IN EXISTING SYSTEM

Date	Description	Project Cost	Total Capacity (ERUs)	Excess Capacity (ERUs)	Growth in ERUs, 10 Years	% of Excess Capacity Consumed 10 Yrs	Cost to New Growth, 10 Yrs
1987	Southwest sewer trunk line	$84,920	1,604	1,137	949	83.47%	$50,242.57
1991	Iowa String (Main Street to 1000 North)	$115,121	1,466	1,120	949	84.73%	$74,522.39
2006	2000 West sewer line	$322,924	2,051	2,001	949	47.43%	$149,417.30
2007	1200 South sewer line upsizing	$900,000	7,946	6,230	949	15.23%	$107,488.04
	TOTAL	**$1,422,965**					**$381,670.30**

Source: Jones & Associates Consulting Engineers, Sanitary Sewer Collection IFFP, April 2021

The total cost of new system improvements attributable to new development within the next 10 years is $1,734,214.75 based on 4 new system projects.

TABLE 3: NEW SYSTEM IMPROVEMENTS

Project	Description	New ERUs Served	Current Deficiency	Developer Participation	Impact Fee Improvements	Total
3	Upsize Existing line along Main Street	794	$0.00	$0.00	$970,620.75	$970,620.75
7	Upsize trunk line along I-84 from the Harmony Heights development to the intersection of Main Street and 2300 West.	1,002	$0.00	$541,710.00	$486,694.00	$1,028,404.00
8	Construct sewer lift station	400	$0.00	$0.00	$260,000.00	$260,000.00
9	Upsize developer installed 8” line to 10” located in the area between 600 North and 1000 North in the area of the future 950 East (River’s Edge Subdivision)	418	$0.00	$0.00	$16,900.00	$16,900.00
	TOTAL	**2,614**	**$0.00**	**$541,710.00**	**$1,734,214.75**	**$2,275,924.75**

Source: Jones & Associates Consulting Engineers, Sanitary Sewer Collection IFFP, April 2021

DRAFT

Sewer System Impact Fee Calculation

The impact fee calculation is shown in the table below.

TABLE 4: PROPORTIONATE SHARE ANALYSIS – MAXIMUM IMPACT FEE

Summary	Amount
Excess Capacity	$402.18
New Improvements	$663.43
Consultant Costs	$7.90
Impact Fee Fund Balance	($141.09)
Total Maximum Impact Fee	**$932.43**

DRAFT

CHAPTER 1: OVERVIEW OF THE SEWER IMPACT FEES

Summary

An impact fee is intended to recover the City's costs of building sewer collection system capacity to serve new residential and non-residential development rather than passing all of these growth-related costs on to existing users through rates. The Utah Impact Fees Act allows only certain costs to be included in an impact fee so that only the fair cost of expansionary projects or existing unused capacity paid for by the City is assessed through an impact fee.

Costs to be Included in the Impact Fee

The impact fees proposed in this analysis are calculated based upon:

- Excess capacity in the City's sewer collection system;
- New capital infrastructure for collection systems that will serve new development; and
- Professional and planning expenses related to the construction of system improvements that will serve new development.

The costs that cannot be included in the impact fee are as follows:

- Costs for projects that cure system deficiencies;
- Costs for projects that increase the Level of Service (LOS) above that which is currently provided;
- Operations and maintenance costs;
- Costs of facilities funded by grants or other funds that the City does not have to repay; and
- Costs of reconstruction of facilities that do not have capacity to serve new growth.

Utah Code Legal Requirements

Utah law requires that communities and special districts prepare an Impact Fee Analysis (IFA) before enacting an impact fee. Utah law also requires that communities/districts give notice of their intent to prepare and adopt an IFA. This IFA follows all legal requirements as outlined below. The City has retained ZPFI to prepare this Impact Fee Analysis in accordance with legal requirements.

Notice of Intent to Prepare Impact Fee Analysis

A local political subdivision must provide written notice of its intent to prepare an IFA before preparing the Plan (Utah Code §11-36a-503). This notice must be posted on the Utah Public Notice website. The City has complied with this noticing requirement for the IFA by posting notice.

Preparation of Impact Fee Analysis

Utah Code requires that each local political subdivision, before imposing an impact fee, prepare an impact fee analysis. (Utah Code 11-36a-304).

This IFA conforms with Section 11-36a-304 of the Utah Code outlines the requirements of an impact fee analysis which is required to:

(1) An impact fee analysis shall:

(a) identify the anticipated impact on or consumption of any existing capacity of a public facility by the anticipated development activity;

(b) identify the anticipated impact on system improvements required by the anticipated development activity to maintain the established level of service for each public facility;

(c) demonstrate how the anticipated impacts described in Subsections (1)(a) and (b) are reasonably related to the anticipated development activity;

(d) estimate the proportionate share of:
  (i) the costs for existing capacity that will be recouped; and
  (ii) the costs of impacts on system improvements that are reasonably related to the new development activity; and

(e) identify how the impact fee was calculated.

(2) In analyzing whether or not the proportionate share of the costs of public facilities are reasonably related to the new development activity, the local political subdivision or private entity, as the case may be, shall identify, if applicable:

(a) the cost of each existing public facility that has excess capacity to serve the anticipated development resulting from the new development activity;

(b) the cost of system improvements for each public facility;

(c) other than impact fees, the manner of financing for each public facility, such as user charges, special assessments, bonded indebtedness, general taxes, or federal grants;

(d) the relative extent to which development activity will contribute to financing the excess capacity of and system improvements for each existing public facility, by such means as user charges, special assessments, or payment from the proceeds of general taxes;

(e) the relative extent to which development activity will contribute to the cost of existing public facilities and system improvements in the future;

(f) the extent to which the development activity is entitled to a credit against impact fees because the development activity will dedicate system improvements or public facilities that will offset the demand for system improvements, inside or outside the proposed development;

(g) extraordinary costs, if any, in servicing the newly-developed properties; and

(h) the time-price differential inherent in fair comparisons of amounts paid at different times.

Calculating Impact Fees

Utah Code states that for purposes of calculating an impact fee, a local political subdivision or private entity may include:

(a) the construction contract price;
(b) the cost of acquiring land, improvements, materials, and fixtures;

DRAFT

(c) the cost for planning, surveying, and engineering fees for services provided for and directly related to the construction of the system improvements; and

(d) for political subdivision, debt service charges, if the political subdivision might use impact fees as a revenue stream to pay the principal and interest on bonds, notes or other obligations issued to finance the costs of the system improvements.

Additionally, the Code states that each political subdivision or private entity shall base impact fee amounts on realistic estimates and the assumptions underlying those estimates shall be disclosed in the impact fee analysis.

Certification of Impact Fee Analysis

Utah Code states that an Impact Fee Analysis shall include a written certification from the person or entity that prepares the Impact Fee Analysis. This certification is included at the conclusion of this analysis.

Impact Fee Enactment

Utah Code states that a local political subdivision or private entity wishing to impose impact fees shall pass an impact fee enactment in accordance with Section 11-36a-402. Additionally, an impact fee imposed by an impact fee enactment may not exceed the highest fee justified by the impact fee analysts. An impact fee enactment may not take effect until 90 days after the day on which the impact fee enactment is approved.

DRAFT

CHAPTER 2: IMPACT FROM GROWTH UPON THE CITY'S FACILITIES AND LEVEL OF SERVICE

Utah Code 11-36a-304(1)(a)(c)

Sewer Service Area

Tremonton City has one service area for the purpose of calculating sewer collection impact fees.

Proposed Sewer Demands

The table below shows sewer collection growth projections. The City's sewer collection system currently (year 2021) serves 3,573 ERUs which will grow to an estimated 4,522 ERUs by 2031. The growth between 2021 and 2031, as used in the IFFP, is expected to be 949 ERUs.

The City has been experiencing steady growth and this is anticipated to continue in the long-term. The IFFP identifies that there has been a significant increase in development projects, but that there isn't enough data to deviate growth projections from the historical curve. Therefore, projected growth has been forecasted using the historical growth rate as defined in the IFFP

TABLE 5: GROWTH IN SEWER DEMAND

Year	ERUs
2021	3,573
2022	3,658
2023	3,746
2024	3,835
2025	3,926
2026	4,020
2027	4,116
2028	4,214
2029	4,314
2030	4,417
2031	4,522
Growth in ERUs, 2021-2031	949

Source: Jones & Associates Consulting Engineers, Sanitary Sewer Collection IFFP, April 2021

Existing and Proposed LOS Analysis

The IFFP defines existing and proposed levels of service per ERU as follows; "As with any sanitary sewer collection system, the reasonable expectation of the residents is that they can use the sewer system under normal operating conditions, including peak use times, without the connection backing up."[3]

The IFFP also clarifies that, "the existing collection system was analyzed . . . the level of service that was decided as a minimum level is that all pipes will serve the city during peak hours with no more than 75%

[3] Jones & Associates Consulting Engineers, Sanitary Sewer Collection System Impact Fee Facilities Plan, Section 4.3 Level of Service, pg. 4

depth of flow in the pipe. Any pipe flowing over 75% during those times was considered to be deficient and does not meet the City's established level of service."[4]

The City's proposed level of service during the IFFP period is to equal the existing level of service.

DRAFT

[4] Jones & Associates Consulting Engineers, Sanitary Sewer Collection System Impact Fee Facilities Plan, Section 4.3 Level of Service, pg. 4-5

CHAPTER 3: IMPACT ON CAPACITY FROM DEVELOPMENT ACTIVITY

Utah Code 11-36a-304(1)(a)

Excess Capacity and Deficiency

According to Jones & Associates, the City's sewer collection engineers, there is excess capacity in the current sewer collection system. New development can be charged a buy-in fee, as part of the overall impact fee, for the capacity it consumes. The actual value of the system projects with excess capacity is estimated at $1,422,965 as shown in the table below.

TABLE 6: EXCESS CAPACITY IN EXISTING SYSTEM

Date	Description	Project Cost	Total Capacity (ERUs)	Existing ERUs	Excess Capacity (ERUs)
1987	Southwest sewer trunk line	$84,920	1,604	467	1,137
1991	Iowa String (Main Street to 1000 North)	$115,121	1,466	346	1,120
2006	2000 West sewer line	$322,924	2,051	50	2,001
2007	1200 South sewer line upsizing	$900,000	7,946	1,716	6,230
	TOTAL	**$1,422,965**			

Source: Jones & Associates Consulting Engineers, Sanitary Sewer Collection IFFP, April 2021

New development will consume $381,670.30 of excess capacity in the existing system within the next 10 years.

TABLE 7: CONSUMPTION OF EXCESS CAPACITY, 2021-2031

Date	Description	Project Cost	Total Capacity (ERUs)	Excess Capacity (ERUs)	Growth in ERUs, 10 Years	% of Excess Capacity Consumed 10 Yrs	Cost to New Growth, 10 Yrs
1987	Southwest sewer trunk line	$84,920	1,604	1,137	949	83.47%	$50,242.57
1991	Iowa String (Main Street to 1000 North)	$115,121	1,466	1,120	949	84.73%	$74,522.39
2006	2000 West sewer line	$322,924	2,051	2,001	949	47.43%	$149,417.30
2007	1200 South sewer line upsizing	$900,000	7,946	6,230	949	15.23%	$107,488.04
	TOTAL	**$1,422,965**					**$381,670.30**

Source: Jones & Associates Consulting Engineers, Sanitary Sewer Collection IFFP, April 2021

DRAFT

CHAPTER 4: SYSTEM IMPROVEMENTS REQUIRED FROM DEVELOPMENT ACTIVITY

Utah Code 11-36a-304(1)(b)(c), (2)(b)

Additional sewer collection improvements will be required in order to maintain established sewer collection level of service. The means by which the City will meet growth demands include constructing the following projects as set forth in the Impact Fee Facilities Plan. This will occur through requiring new development to pay for its fair share of existing excess capacity consumed over the next 10 years as well as paying for its fair share of new construction projects.

New construction projects necessitated by new development over the next 10 years will reach $1,734,214.75 based on calculations shown in the following table.

TABLE 8: NEW CONSTRUCTION OF SYSTEM IMPROVEMENTS NECESSITATED BY NEW DEVELOPMENT

Project	Description	New ERUs Served	Current Deficiency	Developer Participation	Impact Fee Improvements	Total
3	Upsize Existing line along Main Street	794	$0.00	$0.00	$970,620.75	$970,620.75
7	Upsize trunk line along I-84 from the Harmony Heights development to the intersection of Main Street and 2300 West.	1,002	$0.00	$541,710.00	$486,694.00	$1,028,404.00
8	Construct sewer lift station	400	$0.00	$0.00	$260,000.00	$260,000.00
9	Upsize developer installed 8” line to 10” located in the area between 600 North and 1000 North in the area of the future 950 East (River’s Edge Subdivision)	418	$0.00	$0.00	$16,900.00	$16,900.00
	TOTAL	**2,614**	**$0.00**	**$541,710.00**	**$1,734,214.75**	**$2,275,924.75**

Source: Jones & Associates Consulting Engineers, Sanitary Sewer Collection IFFP, April 2021

DRAFT

CHAPTER 5: PROPORTIONATE SHARE ANALYSIS

Utah Code 11-36a-304(1)(d)(e)

Maximum Legal Sewer Collection Impact Fee per ERU

The Impact Fees Act requires the Impact Fee Analysis to estimate the proportionate share of the future costs for system improvements and historic cost of existing system improvements that benefit new growth that can be recouped through impact fees. The impact fee for existing assets must be based on the historic costs while the fees for construction of new facilities must be based on reasonable future costs of the system.

The maximum impact fee permitted by law for the collection systems includes buy-in costs for existing, excess capacity as well as the cost of construction of new facilities.

Buy-In to Existing, Excess Capacity

There is existing, excess capacity in the City's sewer collection system. New development should be required to pay a buy-in fee for its fair share of the excess capacity consumed over the next 10 years. Total costs attributable to new development are estimated at $381,670.30. Based on the ERUs served over the next 10 years, the total cost per ERU is calculated at $402.18.

TABLE 9: PROPORTIONATE SHARE ANALYSIS, EXISTING EXCESS CAPACITY

Project Location/Description	Growth in ERUs, 10 Years	Cost to New Growth, 10 Yrs	Cost per ERU
Southwest sewer trunk line	949	$50,242.57	$52.94
Iowa String (Main Street to 1000 North)	949	$74,522.39	$78.53
2000 West sewer line	949	$149,417.30	$157.45
1200 South sewer line upsizing	949	$107,488.04	$113.26
TOTAL – Buy-In to Excess Capacity		**$381,670.30**	**$402.18**

New System Improvements Necessitated by New Development

The City intends to maintain its existing LOS for sewer collection services through constructing new system improvements described in the IFFP and previously in this IFA. Total new improvement costs attributable to new development over the next 10 years will reach $629,598. Divided by growth of 949 ERUs over the next 10 years results in a cost of $663.43 per ERU

TABLE 10: PROPORTIONATE SHARE ANALYSIS, NEW CONSTRUCTION NECESSITATED BY NEW DEVELOPMENT

Description	Amount
Cost of New Construction	$1,734,215
Capacity of New Construction	2,614
Growth in ERUs, 2021-2031	949
% to New Growth by 2031	36.30%
Cost to New Growth by 2031	$629,598
Cost per ERU	**$663.43**

DRAFT

Consultant Costs

The Impact Fees Act allows for fees charged to include the reimbursement of consultant costs incurred in the preparation of the IFFP and IFA.

Consultant costs are estimated at $7,500 to prepare the IFFP and IFA that were necessary in order to calculate defensible impact fees. The engineering and consultant studies are considered to serve development over the next 10 years. Based on the ERUs served over the next 10 years, the total cost per ERU is $7.90.

TABLE 11: PROPORTIONATE SHARE ANALYSIS, CONSULTANT COSTS

	Amount
Jones & Associate Consulting Engineers	$4,000
ZPFI	$3,500
Growth in ERUs, 2021-2031	949
Cost per ERU	**$7.90**

Impact Fee Fund Balance

The City has a balance of $133,891 in its sewer impact fee fund. Therefore, the following credit needs to be made against the impact fee fund balance.

TABLE 12: IMPACT FEE FUND CREDIT

	Amount
Impact Fee Fund Balance	$133,891
Growth in ERUs, 2021-2031	949
Credit per ERU	**($141.09)**

Source: Tremonton City

Summary of Gross Impact Fee

The maximum impact fee per ERU is $932.43, calculated by adding together the costs for buy-in to excess capacity, new improvements and consultant costs. Credits for the current impact fee fund balance have also been made.

TABLE 13: PROPORTIONATE SHARE ANALYSIS – MAXIMUM FEE

Summary	Amount
Excess Capacity	$402.18
New Improvements	$663.43
Consultant Costs	$7.90
Impact Fee Fund Balance	($141.09)
Total Maximum Impact Fee	**$932.43**

The maximum impact fee that can be charged is $932.43 per ERU. No credits need to be made for outstanding bonds or for current deficiencies.

DRAFT

CHAPTER 6: MANNER OF FINANCING, CREDITS, ETC

Utah Code 11-36a-304(2)(c)(d)(e)(f)(g) and (h)

An impact fee is a one-time fee that is implemented by a local government on new development to fund and pay for the proportionate costs of public facilities (system improvements) that are needed to serve new development. As a matter of policy and legislative discretion, a City may choose to have new development pay the full cost of its proportionate share of new public facilities and existing facilities that have excess capacity to service new development through impact fees. Alternatively, local governments may elect to subsidize new development by using other sources of revenue (user charges, special assessments, bonds, taxes, grants) to pay for the new facilities required to service new development and use impact fees to recover the cost difference between the total cost of the new facilities and the other sources of revenue.

At the current time, no other sources of funding other than impact fees have been identified, but to the extent that any are identified and received in the future, then impact fees will be reduced accordingly. The City has found that it is necessary to charge an impact fee to maintain the existing level of service into the future.

Additional system improvements beyond those funded through impact fees that are desired to raise the level of service will be paid for by the community through other revenue sources such as user charges, special assessments, General Obligation bonds, general taxes, etc.

Impact Fee Credits

The Impact Fees Act requires that the IFA consider the relative extent to which new development activity will contribute to financing the excess capacity of and system improvements for new and public facilities, by such means as user charges, special assessments, or payment from the proceeds of general taxes so that new development is not charged twice. This IFA clearly identifies the amount of excess capacity to be paid for by new development. This portion of the impact fee calculation can be credited back to the General Fund as a repayment for prior investment in capital facilities.

In terms of new facilities, all impact fee amounts collected must be spent for the specific project improvements listed in the IFFP and incorporated into this IFA. No user fees, special assessments, etc., are contemplated to offset any of the costs associated with the new transportation facilities.

Credits may also be paid back to developers who have constructed or directly funded system improvements that are included in the IFFP or donated to the City in lieu of impact fees, including the dedication of land for system improvements. This situation does not apply to developer exactions for project improvements. Any item for which a developer receives credit should be included in the IFFP and must be agreed upon with the City before construction begins.

The standard impact fee can also be decreased to respond to unusual circumstances in specific cases in order to ensure that impact fees are imposed fairly. In certain cases, a developer may submit studies and data that clearly show a need for adjustment.

Extraordinary Costs and Time Price Differential

It is not anticipated that there will be any extraordinary costs in servicing newly developed properties. To account for the time-price differential inherent in fair comparisons of amounts paid at different times, actual costs have been used to compute buy-in costs to public facilities with excess capacity and current costs have been used to compute impacts on system improvements required by anticipated development activity to maintain the established level of service for each public facility.

DRAFT

CERTIFICATION

Zions Public Finance, Inc. certifies that the attached impact fee analysis:

1. includes only the costs of public facilities that are:
    a. allowed under the Impact Fees Act; and
    b. actually incurred; or
    c. projected to be incurred or encumbered within six years after the day on which each impact fee is paid;

2. does not include:
    a. costs of operation and maintenance of public facilities;
    b. costs for qualifying public facilities that will raise the level of service for the facilities, through impact fees, above the level of service that is supported by existing residents;

3. offsets costs with grants or other alternate sources of payment; and

4. complies in each and every relevant respect with the Impact Fees Act.

DRAFT

Tremonton City

DRAFT Storm Drain System Impact Fee Analysis

Zions Public Finance, Inc.
August 2021

CONTENTS

Executive Summary 2
Background Information 2
Impact on Consumption of Existing Capacity 3
Impact on System Improvements by Anticipated New Development 3
Proportionate Share Analysis and Impact Fee Calculation 4
Manner of Financing for Public Facilities 4
Chapter 1: Overview of the Storm Water Impact Fees 5
Summary 5
Costs to be Included in the Impact Fee 5
Utah Code Legal Requirements 5
Notice of Intent to Prepare Impact Fee Analysis 5
Preparation of Impact Fee Analysis 5
Chapter 2: Impact from Growth Upon the City's Facilities and Level of Service 8
Storm Drain Service Area 8
Growth in Demand 8
Existing and Proposed LOS Analysis 8
Chapter 3: Impact on Capacity from Development Activity 10
Existing Capacity and Deficiency 10
Chapter 4: System Improvements Required from Development Activity 11
Chapter 5: Proportionate Share Analysis 12
Maximum Legal Storm Water Impact Fee per ERU 12
Buy-in to Existing, Excess Capacity 12
New Construction 12
Consultant Costs 13
Impact Fee Fund Balance 13
Summary of Maximum Impact Fee Calculation 13
Chapter 6: Manner of Financing, Credits, Etc 14
Impact Fee Credits 14
Extraordinary Costs and Time Price Differential 14
Certification 16

DRAFT

EXECUTIVE SUMMARY

Background Information

Tremonton City ("City") retained Jones & Associates to prepare an Impact Fee Facilities Plan (IFFP) for storm water, and retained Zions Public Finance, Inc. (ZPFI) to prepare this Impact Fee Analysis (IFA) for the calculation of appropriate storm water impact fees. This IFA relies on the information provided in the IFFP regarding current system capacity and future storm water capital facility needs, cost and timing.

Service Area. There is one service area in the City for the purpose of calculating storm water impact fees.

Level of Service. According to the IFFP, "Tremonton City's General Public Works Construction Standards and Specifications states that the piping system shall control the 10-year storm, and the streets and detention basins shall control the 100-year storm. The detention basins are allowed to release storm water into the storm drain system (where possible) at a rate of 0.1 cfs per acre for the Malad River drainage and .05 cfs per acre for the Salt Creek and Mill Ditch drainage. . . . Any part of the existing storm drainage system that is not able to handle the flow under these parameters does not meet the City's established level of service and is considered a deficiency."[1]

Growth Projections. By 2031, Tremonton is expected to grow by 751 storm water equivalent residential units (ERUs).

TABLE 1: STORM WATER ERU GROWTH PROJECTIONS

Year	ERUs
2021	2,829
2022	2,896
2023	2,965
2024	3,037
2025	3,109
2026	3,183
2027	3,259
2028	3,337
2029	3,416
2030	3,497
2031	3,580
Growth in ERUs 2021-2031	751

Source: Jones & Associates, Storm Drain System Impact Fee Facilities Plan, April 2021

[1] Jones & Associates Consulting Engineers, Storm Drain System Impact Fee Facilities Plan, Section 5.3 Level of Service, pg. 2-3

Impact on Consumption of Existing Capacity

Utah Code 11-36a-304(1)(a)

The IFFP identifies excess capacity in the storm water system. It is anticipated that new development will consume $350,235 of this excess capacity in the next 10 years as shown in the table below.

TABLE 2: EXCESS CAPACITY IN EXISTING SYSTEM

Date	Description	Project Cost	Acres Served	Acres Remaining to be Served	ERUs Remaining to be Served	Growth in ERU's, 10 Years	Cost to New Growth, 10 Years
2005	River Valley west piping and detention pond	$134,208	257	195	474	751	$101,831
2011	River Valley east piping and detention pond	$92,602	67	25	62	751	$34,553
2018	300 S. 1600 W. regional detention basin and piping	$549,580	229	34	102	751	$81,597
2018	100 East at I-15 regional detention basin and piping	$181,237	37	27	75	751	$132,254
	TOTAL	**$957,627**					**$350,235**

Source: Jones & Associates, Storm Drain System Impact Fee Facilities Plan, April 2021

Impact on System Improvements by Anticipated New Development

Utah Code 11-36a-304(1)(b)

The City has determined to maintain its current level of storm water service which is that additional storm water improvements will be required in order to maintain the established storm water level of service as new development occurs. The new system improvements needed to serve the needs of new development over the next 10 years have been identified by Jones & Associates at a total cost of $5,007,489.50.

TABLE 3: NEW SYSTEM IMPROVEMENTS

Project	Description	New ERUs Served	Current Deficiency	Developer Participation	Impact Fee Improvements	Total
11	River Valley west piping and detention pond	543	$0.00	$251,004.00	$970,775.00	$1,221,779.00
12	River Valley east piping and detention pond	202	$0.00	$338,208.00	$549,666.00	$887,874.00
20	300 S. 1600 W. regional detention basin and piping	168	$0.00	$140,556.00	$494,136.50	$634,692.50
27	100 East at I-15 regional detention basin and piping	282	$0.00	$301,041.00	$834,860.00	$1,135,901.00
32	600 North from 900 west to Malad River (Modified from CFP)	132	$0.00	$91,065.00	$1,158,300.00	$1,249,365.00

DRAFT

Project	Description	New ERUs Served	Current Deficiency	Developer Participation	Impact Fee Improvements	Total
35 & 36	River's Edge/Holmgren East regional park and detention pond	291	$0.00	$185,983.20	$999,752.00	$1,185,735.20
	Total	**1,618**	**$0.00**	**$1,307,857.20**	**$5,007,489.50**	**$6,315,346.70**

Source: Jones & Associates, Storm Drain System Impact Fee Facilities Plan, April 2021

Proportionate Share Analysis and Impact Fee Calculation

Utah Code 11-36a-304(1)(d) and (e) and (2)(a) and (b)

New development will be required to buy-in to existing system capacity and pay for its fair share of the construction of new system improvements necessitated by new development, as well as consultant costs.

TABLE 4: SUMMARY OF IMPACT FEE COSTS

Summary of Impact Fees	
Buy-In Excess Capacity	$466.36
New Construction	$3,094.86
Consultant Costs	$9.32
Impact Fee Fund Balance	($0.00)
Total Maximum Impact Fee per ERU	**$3,570.54**
Fee per Developed Acre	**$10,501.60**

The maximum allowable impact fee per ERU is $3,570.54. The maximum allowable impact fee per acre of $10,501.60.

Manner of Financing for Public Facilities

There is no outstanding debt on the City's storm drain system and the City does not anticipate issuing debt in the near term to finance new facilities. Therefore, no credits need to be made for existing or future financing.

DRAFT

CHAPTER 1: OVERVIEW OF THE STORM WATER IMPACT FEES

Summary

An impact fee is intended to recover the City's costs of building storm water system capacity to serve new residential and non-residential development rather than passing all of these growth-related costs on to existing users through rates. The Utah Impact Fees Act allows only certain costs to be included in an impact fee so that only the fair cost of expansionary projects or existing unused capacity paid for by the City is assessed through an impact fee.

Costs to be Included in the Impact Fee

The impact fees proposed in this analysis are calculated based upon:

- Excess capacity in the City's storm water system;
- New capital infrastructure for storm water systems that will serve new development; and
- Professional and planning expenses related to the construction of system improvements that will serve new development.

The costs that cannot be included in the impact fee are as follows:

- Costs for projects that cure system deficiencies;
- Costs for projects that increase the Level of Service (LOS) above that which is currently provided;
- Operations and maintenance costs;
- Costs of facilities funded by grants or other funds that the City does not have to repay; and
- Costs of reconstruction of facilities that do not have capacity to serve new growth.

Utah Code Legal Requirements

Utah law requires that communities and special districts prepare an Impact Fee Analysis (IFA) before enacting an impact fee. Utah law also requires that communities/districts give notice of their intent to prepare and adopt an IFA. This IFA follows all legal requirements as outlined below. The City has retained ZPFI to prepare this Impact Fee Analysis in accordance with legal requirements.

Notice of Intent to Prepare Impact Fee Analysis

A local political subdivision must provide written notice of its intent to prepare an IFA before preparing the Analysis (Utah Code 11-36a-503(1)). This notice must be posted on the Utah Public Notice website. The City has complied with this noticing requirement for the IFA by posting notice.

Preparation of Impact Fee Analysis

Utah Code requires that "each local political subdivision . . . intending to impose an impact fee shall prepare a written analysis of each impact fee" (Utah Code 11-36a-303).

Section 11-36a-304 of the Utah Code outlines the requirements of an impact fee analysis which is required to identify the following:

(1) An impact fee analysis shall:

(a) identify the anticipated impact on or consumption of any existing capacity of a public facility by the anticipated development activity;

(b) identify the anticipated impact on system improvements required by the anticipated development activity to maintain the established level of service for each public facility;

(c) demonstrate how the anticipated impacts described in Subsections (1)(a) and (b) are reasonably related to the anticipated development activity;

(d) estimate the proportionate share of:
  (i) the costs for existing capacity that will be recouped; and
  (ii) the costs of impacts on system improvements that are reasonably related to the new development activity; and

(e) identify how the impact fee was calculated.

(2) In analyzing whether or not the proportionate share of the costs of public facilities are reasonably related to the new development activity, the local political subdivision or private entity, as the case may be, shall identify, if applicable:

(a) the cost of each existing public facility that has excess capacity to serve the anticipated development resulting from the new development activity;

(b) the cost of system improvements for each public facility;

(c) other than impact fees, the manner of financing for each public facility, such as user charges, special assessments, bonded indebtedness, general taxes, or federal grants;

(d) the relative extent to which development activity will contribute to financing the excess capacity of and system improvements for each existing public facility, by such means as user charges, special assessments, or payment from the proceeds of general taxes;

(e) the relative extent to which development activity will contribute to the cost of existing public facilities and system improvements in the future;

(f) the extent to which the development activity is entitled to a credit against impact fees because the development activity will dedicate system improvements or public facilities that will offset the demand for system improvements, inside or outside the proposed development;

(g) extraordinary costs, if any, in servicing the newly-developed properties; and

(h) the time-price differential inherent in fair comparisons of amounts paid at different times.

Calculating Impact Fees

Utah Code states that for purposes of calculating an impact fee, a local political subdivision or private entity may include:

(a) the construction contract price;
(b) the cost of acquiring land, improvements, materials, and fixtures;

DRAFT

(c) the cost for planning, surveying, and engineering fees for services provided for and directly related to the construction of the system improvements; and

(d) for political subdivision, debt service charges, if the political subdivision might use impact fees as a revenue stream to pay the principal and interest on bonds, notes or other obligations issued to finance the costs of the system improvements.

Additionally, the Code states that each political subdivision or private entity shall base impact fee amounts on realistic estimates and the assumptions underlying those estimates shall be disclosed in the impact fee analysis.

Certification of Impact Fee Analysis

Utah Code states that an impact fee analysis shall include a written certification from the person or entity that prepares the impact fee analysis. This certification is included as part of this Impact Fees Analysis.

Impact Fee Enactment

Utah Code states that a local political subdivision or private entity wishing to impose impact fees shall pass an impact fee enactment in accordance with Section 11-36a-402. Additionally, an impact fee imposed by an impact fee enactment may not exceed the highest fee justified by the impact fee analysts. An impact fee enactment may not take effect until 90 days after the day on which the impact fee enactment is approved.

DRAFT

CHAPTER 2: IMPACT FROM GROWTH UPON THE CITY'S FACILITIES AND LEVEL OF SERVICE

Utah Code 11-36a-304(1)(a)(c)

Storm Drain Service Area

Tremonton City has one service area for the purpose of calculating storm drain impact fees.

Growth in Demand

The City has been experiencing steady growth. The IFFP identifies that there has been a significant increase in development projects, but that there isn't enough data to deviate growth projections from the historical curve. Therefore, projected growth has been forecasted using the historical growth rate as identified in the IFFP.

The table below shows storm drain growth projections. The City's storm drain system currently (year 2021) serves 2,829 ERUs which will grow to an estimated 3,580 ERU's by 2031. The growth between 2021 and 2031, as used in the IFFP, is expected to be 751 ERUs.

TABLE 5: PROJECTED ERU GROWTH THROUGH 2031

Year	ERUs
2021	2,829
2022	2,896
2023	2,965
2024	3,037
2025	3,109
2026	3,183
2027	3,259
2028	3,337
2029	3,416
2030	3,497
2031	3,580
Growth in ERUs 2021-2031	751

Source: Jones & Associates, Storm Drain System Impact Fee Facilities Plan, April 2021

Existing and Proposed LOS Analysis

According to the IFFP, "Tremonton City's General Public Works Construction Standards and Specifications states that the piping system shall control the 10-year storm, and the streets and detention basins shall control the 100-year storm. The detention basins are allowed to release storm water into the storm drain system (where possible) at a rate of 0.1 cfs per acre for the Malad River drainage and .05 cfs per acre for the Salt Creek and Mill Ditch drainage. . . . Any part of the existing storm drainage system that is not able

DRAFT

to handle the flow under these parameters does not meet the City's established level of service and is considered a deficiency."[2]

The City's proposed level of service during the IFFP period is to equal the existing level of service.

DRAFT

[2] Jones & Associates Consulting Engineers, Storm Drain System Impact Fee Facilities Plan, Section 5.3 Level of Service, pg. 2-3

CHAPTER 3: IMPACT ON CAPACITY FROM DEVELOPMENT ACTIVITY

Utah Code 11-36a-304(1)(a)

Existing Capacity and Deficiency

According to Jones & Associates, the City's storm water engineers, the existing storm water system currently has excess capacity. New development can be charged a buy-in fee, as part of the overall impact fee, for the capacity it consumes. The actual value of the system projects with excess capacity is estimated at $957,627 as shown in the table below.

TABLE 6: EXCESS CAPACITY IN EXISTING SYSTEM

Date	Description	Project Cost	Acres Served	Acres Remaining to be Served	ERUs Remaining to be Served	Growth in ERUs, 10 Years
2005	River Valley west piping and detention pond	$134,208	257	195	474	751
2011	River Valley east piping and detention pond	$92,602	67	25	62	751
2018	300 S. 1600 W. regional detention basin and piping	$549,580	229	34	102	751
2018	100 East at I-15 regional detention basin and piping	$181,237	37	27	75	751
	TOTAL	**$957,627**				

Source: Jones & Associates, Storm Drain System Impact Fee Facilities Plan, April 2021

New development will consume $350,235 of excess capacity in the existing system within the next 10 years.

TABLE 7: CONSUMPTION OF EXCESS CAPACITY, 2021-2031

Description	Project Cost	Acres Served	Acres Remaining to be Served	Excess Capacity	Cost to New Growth, 10 Years
River Valley west piping and detention pond	$134,208	257	195	75.88%	$101,831
River Valley east piping and detention pond	$92,602	67	25	37.31%	$34,553
300 S. 1600 W. regional detention basin and piping	$549,580	229	34	14.85%	$81,597
100 East at I-15 regional detention basin and piping	$181,237	37	27	72.97%	$132,254
TOTAL	**$957,627**				**$350,235**

DRAFT

CHAPTER 4: SYSTEM IMPROVEMENTS REQUIRED FROM DEVELOPMENT ACTIVITY

Utah Code 11-36a-304(1)(b)(c), (2)(b)

Impact on System Improvements by Anticipated New Development

The City has determined to maintain its current level of storm water service. Therefore, additional storm water improvements will be required in order to maintain the established storm drain level of service. The means by which the City will meet growth demands include constructing the following projects as set forth in the Impact Fee Facilities Plan. This will occur through requiring new development to pay for its fair share of existing excess capacity consumed over the next 10 years as well as paying for its fair share of new construction projects.

New construction projects necessitated by new development over the next 10 years will reach $5,007,489.50 based on calculations shown in the following table.

TABLE 8: NEW SYSTEM IMPROVEMENTS NECESSITATED BY NEW DEVELOPMENT

Project	Description	New ERUs Served	Current Deficiency	Developer Participation	Impact Fee Improvements	Total
11	River Valley west piping and detention pond	543	$0.00	$251,004.00	$970,775.00	$1,221,779.00
12	River Valley east piping and detention pond	202	$0.00	$338,208.00	$549,666.00	$887,874.00
20	300 S. 1600 W. regional detention basin and piping	168	$0.00	$140,556.00	$494,136.50	$634,692.50
27	100 East at I-15 regional detention basin and piping	282	$0.00	$301,041.00	$834,860.00	$1,135,901.00
32	600 North from 900 west to Malad River (Modified from CFP)	132	$0.00	$91,065.00	$1,158,300.00	$1,249,365.00
35 & 36	River's Edge/Holmgren East regional park and detention pond	291	$0.00	$185,983.20	$999,752.00	$1,185,735.20
	Total	**1,618**	**$0.00**	**$1,307,857.20**	**$5,007,489.50**	**$6,315,346.70**

Source: Jones & Associates, Storm Drain System Impact Fee Facilities Plan, April 2021

Relation of Anticipated Development Activity to Impacts on Existing Capacity and System Improvements

The demand placed on existing storm water improvements by new development activity is attributed to the increased developed acres and ERUs related to both residential and nonresidential growth.

DRAFT

CHAPTER 5: PROPORTIONATE SHARE ANALYSIS

Utah Code 11-36a-304(1)(d)(e)

Maximum Legal Storm Water Impact Fee per ERU

The Impact Fees Act requires the Impact Fee Analysis to estimate the proportionate share of the future costs for system improvements and historic cost of existing system improvements that benefit new growth that can be recouped through impact fees. The impact fee for existing assets must be based on the historic costs while the fees for construction of new facilities must be based on reasonable future costs of the system.

The maximum impact fee permitted by law for the storm water system includes buy-in costs for existing, excess capacity as well as the cost of construction of new facilities.

Buy-in to Existing, Excess Capacity

The existing storm water system has excess capacity. New development should be required to pay a buy-in fee for its fair share of the excess capacity consumed over the next 10 years. Total costs attributable to new development are estimated at $350,235.02 resulting in a cost of $466.36 per ERU.

TABLE 9: PROPORTIONATE SHARE ANALYSIS, EXISTING EXCESS CAPACITY

	Amount
Cost of Existing Capacity	$350,235.02
Existing Excess ERU Capacity	713
Growth in ERUs, 2021-2031	751
% to New Growth by 2031	100.00%
Cost to New Growth	$350,235.02
Cost per ERU	**$466.36**

New Construction

The City intends to maintain its existing level of service for storm water services through constructing new system improvements described in the IFFP and previously in this IFA. Total impact-fee eligible costs for new construction, attributable to new development over the next 10 years, are $5,007,490. Based on the ERUs served over the next 10 years, the total cost per ERU is calculated at $3,094.86.

TABLE 10: PROPORTIONATE SHARE ANALYSIS, NEW CONSTRUCTION NECESSITATED BY NEW DEVELOPMENT

	Amount
Cost of New Construction	$5,007,490
Capacity of New Construction	1,618
Growth in ERUs, 2021-2031	751
% to New Growth by 2031	46%
Cost to New Growth	$2,324,243
Cost per ERU	**$3,094.86**

DRAFT

Consultant Costs

The Impact Fees Act allows for fees charged to include the reimbursement of consultant costs incurred in the preparation of the IFFP and IFA.

Consultant costs are estimated at $7,000 in order to prepare the IFFP and IFA that were necessary in order to calculate defensible impact fees. The engineering and consultant studies are considered to serve development over the next 10 years. Based on the ERUs served over the next 10 years, the total cost per ERU is $9.32.

TABLE 11: PROPORTIONATE SHARE ANALYSIS, CONSULTANT COST

	Amount
Jones & Associates Consulting Engineers	$3,000
ZPFI	$4,000
Growth in ERUs, 2021-2031	751
Cost per ERU	**$9.32**

Impact Fee Fund Balance

The City does not currently have a balance in its storm water impact fee fund. Therefore, there are no credits made against the impact fee fund balance.

Summary of Maximum Impact Fee Calculation

The maximum impact fee allowed by law includes a buy-in fee of $466.36 per ERU, new system improvement costs of $3,094.86 per ERU, plus consultant costs of $9.32 per ERU. This results in total maximum impact fees of $3,570.54 per ERU and total maximum impact fees of $10,501.60 per developed acre.

TABLE 12: PROPORTIONATE SHARE IMPACT FEE CALCULATION

Summary of Impact Fees	
Buy-In Excess Capacity	$466.36
New Construction	$3,094.86
Consultant Costs	$9.32
Impact Fee Fund Balance	($0.00)
Total Maximum Impact Fee per ERU	**$3,570.54**
Fee per Developed Acre	**$10,501.60**

DRAFT

CHAPTER 6: MANNER OF FINANCING, CREDITS, ETC

Utah Code 11-36a-304(2)(c)(d)(e)(f)(g) and (h)

An impact fee is a one-time fee that is implemented by a local government on new development to fund and pay for the proportionate costs of public facilities (system improvements) that are needed to serve new development. As a matter of policy and legislative discretion, a City may choose to have new development pay the full cost of its proportionate share of new public facilities and existing facilities that have excess capacity to service new development through impact fees. Alternatively, local governments may elect to subsidize new development by using other sources of revenue (user charges, special assessments, bonds, taxes, grants) to pay for the new facilities required to service new development and use impact fees to recover the cost difference between the total cost of the new facilities and the other sources of revenue.

At the current time, no other sources of funding other than impact fees have been identified, but to the extent that any are identified and received in the future, then impact fees will be reduced accordingly. The City has found that it is necessary to charge an impact fee to maintain the existing level of service into the future.

Additional system improvements beyond those funded through impact fees that are desired to raise the level of service will be paid for by the community through other revenue sources such as user charges, special assessments, General Obligation bonds, general taxes, etc.

Impact Fee Credits

The Impact Fees Act requires that the IFA consider the relative extent to which new development activity will contribute to financing the excess capacity of and system improvements for new and public facilities, by such means as user charges, special assessments, or payment from the proceeds of general taxes so that new development is not charged twice. This IFA clearly identifies the amount of excess capacity to be paid for by new development. This portion of the impact fee calculation can be credited back to the General Fund as a repayment for prior investment in capital facilities.

In terms of new facilities, all impact fee amounts collected must be spent for the specific project improvements listed in the IFFP and incorporated into this IFA. No user fees, special assessments, etc., are contemplated to offset any of the costs associated with the new transportation facilities.

Credits may also be paid back to developers who have constructed or directly funded system improvements that are included in the IFFP or donated to the City in lieu of impact fees, including the dedication of land for system improvements. This situation does not apply to developer exactions for project improvements. Any item for which a developer receives credit should be included in the IFFP and must be agreed upon with the City before construction begins.

The standard impact fee can also be decreased to respond to unusual circumstances in specific cases in order to ensure that impact fees are imposed fairly. In certain cases, a developer may submit studies and data that clearly show a need for adjustment.

Extraordinary Costs and Time Price Differential

It is not anticipated that there will be any extraordinary costs in servicing newly developed properties. To account for the time-price differential inherent in fair comparisons of amounts paid at different times,

actual costs have been used to compute buy-in costs to public facilities with excess capacity and current costs have been used to compute impacts on system improvements required by anticipated development activity to maintain the established level of service for each public facility.

DRAFT

CERTIFICATION

Zions Bank Public Finance certifies that the attached impact fee analysis:

1. Includes only the costs of public facilities that are:
    a. allowed under the Impact Fees Act; and
    b. actually incurred; or
    c. projected to be incurred or encumbered within six years after the day on which each impact fee is paid;

2. Does not include:
    a. costs of operation and maintenance of public facilities;
    b. costs for qualifying public facilities that will raise the level of service for the facilities, through impact fees, above the level of service that is supported by existing residents;

3. Offsets costs with grants or other alternate sources of payment; and

4. Complies in each and every relevant respect with the Impact Fees Act.

DRAFT

Tremonton City

DRAFT Transportation Impact Fee Analysis

Zions Public Finance, Inc.
August 2021

CONTENTS

Executive Summary 4
Projected Growth. 4
Service Levels. 4
Service Areas. 4
Excess Capacity. 4
New Construction. 4
Proportionate Share Analysis 4
Chapter 1: Overview of The Transportation Impact Fees 7
Summary 7
Costs to be Included in the Impact Fee 7
Utah Code Legal Requirements 7
Notice of Intent to Prepare Impact Fee Analysis 7
Preparation of Impact Fee Analysis 7
Calculating Impact Fees 8
Certification of Impact Fee Analysis 9
Impact Fee Enactment 9
Chapter 2: Impact From Growth Upon the City's Facilities and Level of Service 10
Transportation Service Area 10
Proposed Transportation Demands 10
Existing and Proposed LOS Analysis 10
Chapter 3: Impact on Capacity from Development Activity 11
Consumption of Existing Capacity 11
Chapter 4: System Improvements Required from Development Activity 12
Chapter 5: Proportionate Share Analysis 13
Maximum Legal Impact Fee per ADT 13
Buy-In Calculation for Excess Capacity 13
New Construction Cost Calculation Necessitated by New Development 13
Other Cost Calculations 13
Impact Fee Fund Balance 14
Calculation of Credits 14
Summary of Impact Fees 15
Chapter 6: Manner of Financing, Credits, Etc 18
Impact Fee Credits 18

Extraordinary Costs and Time Price Differential 19
Certification 20
Appendix A: Maximum Impact Fee per ADT by Year 21

EXECUTIVE SUMMARY

Tremonton City (the City) commissioned Zions Public Finance, Inc. (ZPFI) to calculate the City's transportation impact fees in accordance with Utah State Code 11-36a. An impact fee is a payment of money imposed upon new development activity as a condition of development approval to mitigate the impact of the new development on public infrastructure. This Impact Fee Analysis (IFA) is based on the information provided in Tremonton City's ("City") Transportation Impact Fee Facilities Plan ("IFFP") dated July 2021 and prepared by Horrocks Engineers.

Projected Growth.

The IFFP projects that new development in the City is projected to grow by an estimated 1,866 average daily trips (ADTs) between 2021 and 2031. This growth will use up excess capacity on existing roads and will require the expansion of existing roads or development of new roads in order to maintain the existing levels of service (LOS).

Service Levels.

The IFFP prepared by Horrocks Engineers states that the current level of service (LOS) is LOS D or better and that LOS D or better should be maintained in the future.

Service Areas.

The City includes one transportation service area as recommended by Horrocks Engineers in the IFFP.

Excess Capacity.

The IFFP identifies four projects with existing excess capacity with an actual cost of $853,414.51. Based on information provided in the IFFP, we have calculated that $115,330.49 of this excess capacity will be consumed over the next 10 years.

New Construction.

The IFFP identifies a total of eight projects necessitated by new development at a total cost of $4,986,500. However, Tremonton is only responsible for $4,113,680 of the total costs. The IFFP has adjusted this cost to reflect the fact that new development over the next 10 years is not responsible for pass-through traffic and for the excess capacity remaining in these new projects after 2030. Therefore, based on the information provided by Horrocks Engineers, the total cost attributable to new development over the next ten years is $197,420.

In addition, a credit must be made for the portion of new construction projects that will benefit existing users and to which new development will contribute over time, as General Fund monies are used for road construction. This credit is shown in the table below.

Proportionate Share Analysis.

A summary of the proportionate share analysis is as follows:

TABLE 1: PROPORTIONATE SHARE ANALYSIS

Summary of Cost per Trip	Amount per ADT
Buy-In to Excess Capacity	$61.81

Summary of Cost per Trip	Amount per ADT
New Construction	$105.80
Consultant Cost	$13.67
Credit for Benefits to Existing Users	($7.02)
Cost per Average Daily Trip (ADT)	**$174.25**

The cost per Average Daily Trip (ADT) is $174.25.

The cost of $174.25 per ADT is then multiplied by the average daily trips set by the Institute of Transportation Engineers (ITE) trip generation manual for each development type. For some development types there is a reduction for trips based upon trips that are considered "pass-by" which is explained in greater detail in the Transportation IFFP.

The City may choose to combine many of the categories listed by ITE in order to avoid large differences in fees charged to retail developments of different types.

The City may choose to enact any fee up to the maximum fees shown below.

TABLE 2: MAXIMUM TRANSPORTATION IMPACT FEES

ITE Code	ITE Land Use	Unit	ITE Daily Trip Rate	Pass-By	Adjusted Trip Rate	Impact Fee
130	Industrial Park 130	1000 Sq. Feet Gross Floor Area	3.37		3.37	$587.23
140	General Manufacturing	1000 Sq. Feet Gross Floor Area	3.93		3.93	$684.82
150	Warehousing	1000 Sq. Feet Gross Floor Area	1.74		1.74	$303.20
151	Mini-Warehouse	1000 Sq. Feet Gross Floor Area	1.51		1.51	$263.12
210	Single-Family Detached Housing	Dwelling Unit	9.44		9.44	$1,644.95
220	Multi-Family (2 stories or less - typically townhomes)	Dwelling Unit	7.32		7.32	$1,275.53
221	Multi-Family (3-9 stories)	Dwelling Unit	5.44		5.44	$947.94
240	Mobile Home Park	Occupied Dwelling Unit	6.49		6.49	$1,130.90
254	Assisted Living Center	Bed	2.60		2.60	$453.06
310	Hotel	Room	8.36		8.36	$1,456.76
444	Movie Theater	1000 Sq. Feet Gross Floor Area	78.09		78.09	$13,607.44
520	Elementary School	Students	1.89		1.89	$329.34
522	Middle School / Junior High School	Students	2.13		2.13	$371.16
530	High School	Students	2.03		2.03	$353.73
534	Private School (K-8)	Students	4.11		4.11	$716.18
560	Church**	1000 Sq. Feet Gross Floor Area	27.63		27.63	$4,814.62
565	Day Care Center	1000 Sq. Feet Gross Floor Area	47.62		47.62	$8,297.94

ITE Code	ITE Land Use	Unit	ITE Daily Trip Rate	Pass-By	Adjusted Trip Rate	Impact Fee
590	Library	1000 Sq. Feet Gross Floor Area	72.05		72.05	$12,554.95
610	Hospital	1000 Sq. Feet Gross Floor Area	10.72		10.72	$1,868.00
710	General Office Building	1000 Sq. Feet Gross Floor Area	9.74		9.74	$1,697.23
720	Medical-Dental Office Building	1000 Sq. Feet Gross Floor Area	34.80		34.80	$6,064.02
770	Business Park	1000 Sq. Feet Gross Floor Area	12.44		12.44	$2,167.71
812	Building Material and Lumber Store	1000 Sq. Feet Gross Floor Area	18.05		18.05	$3,145.27
817	Nursery (Garden Center)	1000 Sq. Feet Gross Floor Area	68.10		68.10	$11,866.65
820	Shopping Center / Strip Mall	1000 Sq. Feet Gross Leasable Area	37.75	34%	24.92	$4,341.52
840	Automobile Sales (New)	1000 Sq. Feet Gross Floor Area	27.84		27.84	$4,851.21
841	Automobile Sales (Used)	1000 Sq. Feet Gross Floor Area	27.06		27.06	$4,715.29
848	Tire Store	1000 Sq. Feet Gross Floor Area	28.52	28%	20.53	$3,578.19
850	Supermarket	1000 Sq. Feet Gross Floor Area	106.78	36%	68.34	$11,908.33
851	Convenience Market	1000 Sq. Feet Gross Floor Area	762.28	51%	373.52	$65,086.61
912	Drive-in Bank	1000 Sq. Feet Gross Floor Area	100.03	35%	65.02	$11,329.86
932	Restaurant, Sit-Down (High Turnover)	1000 Sq. Feet Gross Floor Area	112.18	43%	63.94	$11,142.21
933	Fast Food without Drive-Through Window	1000 Sq. Feet Gross Floor Area	346.23	43%	197.35	$34,389.08
934	Restaurant with Drive Through Window	1000 Sq. Feet Gross Floor Area	470.95	50%	235.48	$41,032.30
942	Auto Care Center***	1000 Sq. Feet Gross Leasable Area	23.72		23.72	$4,133.29
944	Gasoline/Service Station	Fueling Position	172.01	42%	99.77	$17,384.52
945	Gasoline/Service Station with Convenience Store	1000 Sq. Feet Gross Leasable Area	1440.02	56%	633.61	$110,408.43
947	Self Service Car Wash	Wash Stall	108.00		108.00	$18,819.36

CHAPTER 1: OVERVIEW OF THE TRANSPORTATION IMPACT FEES

Summary

An impact fee is intended to recover the City's costs of building transportation capacity to serve new residential and non-residential development. The Utah Impact Fees Act allows only certain costs to be included in an impact fee so that only the fair cost of expansionary projects or existing unused capacity paid for by the City is assessed through an impact fee.

Costs to be Included in the Impact Fee

The impact fees proposed in this analysis are calculated based upon:

- Excess capacity in the City's transportation system;
- New capital infrastructure for transportation infrastructure that will serve new development; and
- Professional and planning expenses related to the construction of transportation system improvements that will serve new development.

The costs that cannot be included in the impact fee are as follows:

- Costs for projects that cure system deficiencies;
- Costs for projects that increase the LOS above that which is currently provided;
- Operations and maintenance costs;
- Costs of facilities funded by grants or other funds that the City does not have to repay; and
- Costs of reconstruction of facilities that do not have capacity to serve new growth.

Utah Code Legal Requirements

Utah law requires that communities prepare an Impact Fee Analysis (IFA) before enacting an impact fee. Utah law also requires that communities give notice of their intent to prepare and adopt an IFA. This IFA follows all legal requirements as outlined below. The City has retained Zions Public Finance Inc., to prepare this Impact Fee Analysis in accordance with legal requirements.

Notice of Intent to Prepare Impact Fee Analysis

A local political subdivision must provide written notice of its intent to prepare an IFA before preparing the Plan (Utah Code §11-36a-503). This notice must be posted on the Utah Public Notice website. The City has complied with this noticing requirement for the IFA.

Preparation of Impact Fee Analysis

Utah Code requires that each local political subdivision, before imposing an impact fee, prepare an impact fee analysis. (Utah Code 11-36a-304).

Section 11-36a-304 of the Utah Code outlines the requirements of an impact fee analysis as follows:

(1) An impact fee analysis shall:

(a) identify the anticipated impact on or consumption of any existing capacity of a public facility by the anticipated development activity;

(b) identify the anticipated impact on system improvements required by the anticipated development activity to maintain the established level of service for each public facility;

(c) demonstrate how the anticipated impacts described in Subsections (1)(a) and (b) are reasonably related to the anticipated development activity;

(d) estimate the proportionate share of:
  (i) the costs for existing capacity that will be recouped; and
  (ii) the costs of impacts on system improvements that are reasonably related to the new development activity; and

(e) identify how the impact fee was calculated.

(2) In analyzing whether or not the proportionate share of the costs of public facilities are reasonably related to the new development activity, the local political subdivision or private entity, as the case may be, shall identify, if applicable:

(a) the cost of each existing public facility that has excess capacity to serve the anticipated development resulting from the new development activity;

(b) the cost of system improvements for each public facility;

(c) other than impact fees, the manner of financing for each public facility, such as user charges, special assessments, bonded indebtedness, general taxes, or federal grants;

(d) the relative extent to which development activity will contribute to financing the excess capacity of and system improvements for each existing public facility, by such means as user charges, special assessments, or payment from the proceeds of general taxes;

(e) the relative extent to which development activity will contribute to the cost of existing public facilities and system improvements in the future;

(f) the extent to which the development activity is entitled to a credit against impact fees because the development activity will dedicate system improvements or public facilities that will offset the demand for system improvements, inside or outside the proposed development;

(g) extraordinary costs, if any, in servicing the newly-developed properties; and

(h) the time-price differential inherent in fair comparisons of amounts paid at different times.

Calculating Impact Fees

Utah Code states that for purposes of calculating an impact fee, a local political subdivision or private entity may include:

(a) the construction contract price;
(b) the cost of acquiring land, improvements, materials, and fixtures;

(c) the cost for planning, surveying, and engineering fees for services provided for and directly related to the construction of the system improvements; and

(d) for political subdivision, debt service charges, if the political subdivision might use impact fees as a revenue stream to pay the principal and interest on bonds, notes or other obligations issued to finance the costs of the system improvements.

Additionally, the Code states that each political subdivision or private entity shall base impact fee amounts on realistic estimates and the assumptions underlying those estimates shall be disclosed in the impact fee analysis.

Certification of Impact Fee Analysis

Utah Code states that an Impact Fee Analysis shall include a written certification from the person or entity that prepares the Impact Fee Analysis. This certification is included at the conclusion of this analysis.

Impact Fee Enactment

Utah Code states that a local political subdivision or private entity wishing to impose impact fees shall pass an impact fee enactment in accordance with Section 11-36a-402. Additionally, an impact fee imposed by an impact fee enactment may not exceed the highest fee justified by the impact fee analysts. An impact fee enactment may not take effect until 90 days after the day on which the impact fee enactment is approved.

CHAPTER 2: IMPACT FROM GROWTH UPON THE CITY'S FACILITIES AND LEVEL OF SERVICE

Utah Code 11-36a-304(1)(a)(c)

Transportation Service Area

The City includes one transportation service area.

Proposed Transportation Demands

The IFFP projects that new development in the City is projected to grow by an estimated 1,866 average daily trips (ADTs) between 2021 and 2031 as stated in the IFFP. This growth will use up excess capacity on existing roads and will require the expansion of existing roads or development of new roads in order to maintain the existing levels of service.

Existing and Proposed LOS Analysis

The IFFP states that the current level of service (LOS) is LOS D or better and that LOS D or better should be maintained in the future.

CHAPTER 3: IMPACT ON CAPACITY FROM DEVELOPMENT ACTIVITY

Utah Code 11-36a-304(1)(a)

Consumption of Existing Capacity

Development activity in Tremonton is based on both residential and nonresidential growth which generate increased demand on existing roads. According to Horrocks Engineers, the City's transportation engineers, there is excess capacity in the current transportation system. New development can be charged a buy-in fee, as part of the overall impact fee, for the capacity it consumes.

TABLE 3: CONSUMPTION OF EXISTING, EXCESS CAPACITY

Existing Projects	2021 Capacity	2021 Volume	2021 Excess Capacity	2030 Capacity	2030 Volume	2030 Excess Capacity
BR Mountain Road	13,000	10	12,990	13,000	2,000	11,000
1000 North	13,000	2,600	10,400	15,100	5,200	9,900
Main Street (Iowa String)	13,000	9,800	3,200	15,100	13,500	1,600
Main Street (650 West)	32,800	9,800	23,000	32,800	13,500	19,300

The actual cost of the excess capacity is $853,414.51. Over the next 10 years, new development is projected to consume $115,330.49 of this capacity. This is based on the additional ADTs generated by new development and the roadway capacity that will be used by these ADTs.

TABLE 4: COST OF EXCESS CAPACITY

Existing Projects	2030 Excess Capacity	2030 Excess Capacity	Actual Cost	Capacity Consumed 10 Yrs	Amount to 2021-2030
BR Mountain Road	11,000	85%	$568,866	14.00%	$79,641.19
1000 North	9,900	66%	$81,756	14.00%	$11,445.87
Main Street (Iowa String)	1,600	11%	$64,541	14.00%	$9,035.77
Main Street (650 West)	19,300	59%	$138,251	11.00%	$15,207.66
TOTAL			**$853,414.51**		**$115,330.49**

CHAPTER 4: SYSTEM IMPROVEMENTS REQUIRED FROM DEVELOPMENT ACTIVITY

Utah Code 11-36a-304(1)(b)(c), (2)(b)

Additional transportation improvements will be required in order to maintain established level of service of D or better. The means by which the City will meet growth demands include constructing a total of 8 projects necessitated by new development at a total cost of $4,986,500. However, the City will only be responsible for $4,113,680 of total costs. The IFFP further identifies $197,420 of costs attributable to new development over the next 10 years.

TABLE 5: TREMONTON CITY PORTION OF NEW CONSTRUCTION COSTS

Project #	Location	Total Cost	Tremonton Cost	Growth in 10 Yrs	Cost Allocation, 2021-2030
4	BR Mountain Road 2650 West to west border	$385,000	$385,000	10%	$39,000
5	BR Mountain Road 2300 West to Main Street	$1,119,000	$246,180	13%	$32,000
10	2000 West Realignment to Project 4	$344,000	$344,000	0%	$0
23a	1000 North: 2300 West to 2650 West	$650,000	$650,000	0%	$0
23b	1000 North: 3100 West/Country View Drive to 2650 West	$100,500	$100,500	0%	$0
26	1000 North: 1500 West to Iowa String Road	$667,000	$667,000	0%	$0
67	Main Street Widening: Install Turn Lane at 1650 West	$129,000	$129,000	0%	$126,420
74	1200 South Widening: 100 East to Railroad Tracks	$1,592,000	$1,592,000	98%	$0
	TOTAL	**$4,986,500**	**$4,113,680**	**0%**	**$197,420**

CHAPTER 5: PROPORTIONATE SHARE ANALYSIS

Utah Code 11-36a-304(1)(d)(e)

Maximum Legal Impact Fee per ADT

The Impact Fees Act requires the Impact Fee Analysis to estimate the proportionate share of the future costs for system improvements and historic cost of existing system improvements that benefit new growth that can be recouped through impact fees. The impact fee for existing assets must be based on the historic costs while the fees for construction of new facilities must be based on reasonable future costs of the system.

Buy-In Calculation for Excess Capacity

The proportionate share analysis can legally include the proportionate share of any buy-in costs associated with the excess capacity in the existing system that will be consumed as a result of new development activity, as well as the proportionate share of new construction costs necessitated by new development.

The IFFP identifies four roads with excess capacity. Based on the information provided in the IFFP, the actual cost of these roads is $853,414.51. As shown previously in this IFFP, over the next 10 years, new development will consume $115,330 of the cost of the total capacity of these existing roads.

TABLE 6: PROPORTIONATE SHARE CALCULATION – EXISTING EXCESS CAPACITY

Excess Capacity	Amount
Actual Cost Consumed, 2021-2030	$115,330
Growth in ADTs, 2021-2030	1,866
Cost per ADT	**$61.81**

New Construction Cost Calculation Necessitated by New Development

In order to maintain its LOS D or better, the City will need to construct additional facilities, as identified previously. New construction costs are calculated by dividing the 1,866 (ADTs) that is projected to occur during the next 10 years by $197,420, which is the costs attributable to new development over the next 10 years to arrive at a cost per ADT of $105.80.

TABLE 7: PROPORTIONATE SHARE CALCULATION – NEW CONSTRUCTION COSTS

Cost of New Construction	Amount
10-Year Impact-Fee Eligible New Construction Costs	$197,420
Growth in ADTs, 2021-2030	1,866
Cost per ADT	**$105.80**

Other Cost Calculations

Utah law allows for the cost of developing the Impact Fee Facility Plan and Impact Fee Analysis to be included in the calculation of impact fees. These costs are then shared proportionately among the additional trips generated between 2021 and 2030. Based on the ADT served over the next 10 years, the total cost per ADT is $13.67.

TABLE 8: PROPORTIONATE SHARE CALCULATION – CONSULTING COSTS

Consultant Costs	Amount
Horrocks	$20,500
ZPFI	$5,000
Growth in ADT, 2021-2030	1,866
Cost per ADT	**$13.67**

Impact Fee Fund Balance

The City does not currently charge a transportation impact fee. Therefore, there is no transportation impact fee fund balance for which a credit must be made.

Calculation of Credits

The City does not have any outstanding transportation bonds for which credits need to be made against the impact fees.

A credit must be made, however, for the portion of new construction projects that will benefit existing development. Based on input provided by Horrocks' Engineers, the following portions of the new construction projects are anticipated to benefit existing development.

TABLE 9: NEW CONSTRUCTION CREDIT AMOUNT

Project #	% to Existing	Total Cost	Cost to Existing Development
4	1.0%	$385,000	$3,850
5	1.0%	$1,119,000	$11,190
10	1.0%	$344,000	$3,440
23a	1.0%	$650,000	$6,500
23b	1.0%	$100,500	$1,005
26	1.0%	$667,000	$6,670
67	1.0%	$129,000	$1,290
74	1.0%	$1,592,000	$15,920
TOTAL		**$4,986,500**	**$49,865**

Therefore, a credit must be made for the $49,865 that will benefit existing development. This credit has been calculated by dividing the cost of $49,865 over 20 years, for a cost of $2,493 per year. The cost attributed to each year is then divided by the estimated number of ADTs each year to arrive at a payment per ADT. This represents the average amount that will be needed, per ADT, through a source such as the General Fund. Therefore, if new development pays the entire impact fee, plus contributes through property taxes, municipal energy taxes, etc., it will pay for more than its fair share of transportation capital costs. The last step in calculating the credit is to calculate the net present value (NPV) of the annual payments and to subtract this amount from the gross impact fee.

TABLE 10: PROPORTIONATE SHARE CALCULATION – CREDITS

Year	Payment per Year	ADTs	Payment per ADT	NPV*
1	$2,493	3,335	$0.75	$7.02
2	$2,493	3,505	$0.71	$6.55
3	$2,493	3,684	$0.68	$6.10
4	$2,493	3,872	$0.64	$5.67

Year	Payment per Year	ADTs	Payment per ADT	NPV*
5	$2,493	4,070	$0.61	$5.25
6	$2,493	4,278	$0.58	$4.85
7	$2,493	4,496	$0.55	$4.46
8	$2,493	4,726	$0.53	$4.08
9	$2,493	4,967	$0.50	$3.72
10	$2,493	5,221	$0.48	$3.37
11	$2,493	5,488	$0.45	$3.02
12	$2,493	5,768	$0.43	$2.69
13	$2,493	6,062	$0.41	$2.37
14	$2,493	6,372	$0.39	$2.05
15	$2,493	6,697	$0.37	$1.74
16	$2,493	7,039	$0.35	$1.44
17	$2,493	7,399	$0.34	$1.14
18	$2,493	7,776	$0.32	$0.85
19	$2,493	8,174	$0.31	$0.56
20	$2,493	8,591	$0.29	$0.28

*NPV = net present value discounted at 4.0 percent

Summary of Impact Fees

The maximum impact fee per ADT is $174.25, calculated by adding together the costs for buy-in to excess capacity, new construction and consultant costs and deducting a credit for benefits to existing users.

TABLE 11: SUMMARY OF COST PER ADT

	Amount
Buy-In to Existing Excess Capacity	$61.81
New Construction	$105.80
Consultant Costs	$13.67
Credit for Benefits to Existing Users	($7.02)
TOTAL Cost per ADT	$174.25

Due to the credits outlined previously, the maximum impact fee per ERC will increase each year as the NPV of the credits lower each year. The table below shows how this will affect the maximum impact fee that can be charged. A full schedule of the maximum impact fees per year can be found in Appendix A.

TABLE 12: MAXIMUM IMPACT FEE PER ~~ERC~~ ADT BY YEAR

	2021	2022	2023	2024	2025
Maximum Impact Fee per ADT	$174.25	$174.72	$175.17	$175.60	$176.02

The total cost per ADT of $174.25 is then multiplied by the ADTs generated by various land use types according to the Institute of Traffic Engineer's Trip Generation Manual, with an adjustment for land uses that are prone to pass by trips. The more trips that are associated with a particular land use or development, the greater its impact on the transportation system.

TABLE 13: SUMMARY OF MAXIMUM IMPACT FEES

ITE Code	ITE Land Use	Unit	ITE Daily Trip Rate	Pass-By	Adjusted Trip Rate	Impact Fee
130	Industrial Park 130	1000 Sq. Feet Gross Floor Area	3.37		3.37	$587.23
140	General Manufacturing	1000 Sq. Feet Gross Floor Area	3.93		3.93	$684.82
150	Warehousing	1000 Sq. Feet Gross Floor Area	1.74		1.74	$303.20
151	Mini-Warehouse	1000 Sq. Feet Gross Floor Area	1.51		1.51	$263.12
210	Single-Family Detached Housing	Dwelling Unit	9.44		9.44	$1,644.95
220	Multi-Family (2 stories or less - typically townhomes)	Dwelling Unit	7.32		7.32	$1,275.53
221	Multi-Family (3-9 stories)	Dwelling Unit	5.44		5.44	$947.94
240	Mobile Home Park	Occupied Dwelling Unit	6.49		6.49	$1,130.90
254	Assisted Living Center	Bed	2.60		2.60	$453.06
310	Hotel	Room	8.36		8.36	$1,456.76
444	Movie Theater	1000 Sq. Feet Gross Floor Area	78.09		78.09	$13,607.44
520	Elementary School	Students	1.89		1.89	$329.34
522	Middle School / Junior High School	Students	2.13		2.13	$371.16
530	High School	Students	2.03		2.03	$353.73
534	Private School (K-8)	Students	4.11		4.11	$716.18
560	Church**	1000 Sq. Feet Gross Floor Area	27.63		27.63	$4,814.62
565	Day Care Center	1000 Sq. Feet Gross Floor Area	47.62		47.62	$8,297.94
590	Library	1000 Sq. Feet Gross Floor Area	72.05		72.05	$12,554.95
610	Hospital	1000 Sq. Feet Gross Floor Area	10.72		10.72	$1,868.00
710	General Office Building	1000 Sq. Feet Gross Floor Area	9.74		9.74	$1,697.23
720	Medical-Dental Office Building	1000 Sq. Feet Gross Floor Area	34.80		34.80	$6,064.02
770	Business Park	1000 Sq. Feet Gross Floor Area	12.44		12.44	$2,167.71
812	Building Material and Lumber Store	1000 Sq. Feet Gross Floor Area	18.05		18.05	$3,145.27
817	Nursery (Garden Center)	1000 Sq. Feet Gross Floor Area	68.10		68.10	$11,866.65
820	Shopping Center / Strip Mall	1000 Sq. Feet Gross Leasable Area	37.75	34%	24.92	$4,341.52
840	Automobile Sales (New)	1000 Sq. Feet Gross Floor Area	27.84		27.84	$4,851.21
841	Automobile Sales (Used)	1000 Sq. Feet Gross Floor Area	27.06		27.06	$4,715.29
848	Tire Store	1000 Sq. Feet Gross Floor Area	28.52	28%	20.53	$3,578.19
850	Supermarket	1000 Sq. Feet Gross Floor Area	106.78	36%	68.34	$11,908.33

ITE Code	ITE Land Use	Unit	ITE Daily Trip Rate	Pass-By	Adjusted Trip Rate	Impact Fee
851	Convenience Market	1000 Sq. Feet Gross Floor Area	762.28	51%	373.52	$65,086.61
912	Drive-in Bank	1000 Sq. Feet Gross Floor Area	100.03	35%	65.02	$11,329.86
932	Restaurant, Sit-Down (High Turnover)	1000 Sq. Feet Gross Floor Area	112.18	43%	63.94	$11,142.21
933	Fast Food without Drive-Through Window	1000 Sq. Feet Gross Floor Area	346.23	43%	197.35	$34,389.08
934	Restaurant with Drive Through Window	1000 Sq. Feet Gross Floor Area	470.95	50%	235.48	$41,032.30
942	Auto Care Center***	1000 Sq. Feet Gross Leasable Area	23.72		23.72	$4,133.29
944	Gasoline/Service Station	Fueling Position	172.01	42%	99.77	$17,384.52
945	Gasoline/Service Station with Convenience Store	1000 Sq. Feet Gross Leasable Area	1440.02	56%	633.61	$110,408.43
947	Self Service Car Wash	Wash Stall	108.00		108.00	$18,819.36

CHAPTER 6: MANNER OF FINANCING, CREDITS, ETC

Utah Code 11-36a-304(2)(c)(d)(e)(f)(g) and (h)

An impact fee is a one-time fee that is implemented by a local government on new development to fund and pay for the proportionate costs of public facilities (system improvements) that are needed to serve new development. As a matter of policy and legislative discretion, a City may choose to have new development pay the full cost of its proportionate share of new public facilities and existing facilities that have excess capacity to service new development through impact fees. Alternatively, local governments may elect to subsidize new development by using other sources of revenue (user charges, special assessments, bonds, taxes, grants) to pay for the new facilities required to service new development and use impact fees to recover the cost difference between the total cost of the new facilities and the other sources of revenue.

At the current time, no other sources of funding other than impact fees have been identified, but to the extent that any are identified and received in the future, then impact fees will be reduced accordingly. The City has found that it is necessary to charge an impact fee to maintain the existing level of service into the future.

Additional system improvements beyond those funded through impact fees that are desired to raise the level of service will be paid for by the community through other revenue sources such as user charges, special assessments, General Obligation bonds, general taxes, etc.

Impact Fee Credits

The Impact Fees Act requires that the IFA consider the relative extent to which new development activity will contribute to financing the excess capacity of and system improvements for new and public facilities, by such means as user charges, special assessments, or payment from the proceeds of general taxes so that new development is not charged twice. This IFA clearly identifies the amount of excess capacity to be paid for by new development. This portion of the impact fee calculation can be credited back to the General Fund as a repayment for prior investment in capital facilities.

In terms of new facilities, all impact fee amounts collected must be spent for the specific project improvements listed in the IFFP and incorporated into this IFA. No user fees, tolls, special assessments, etc., are contemplated to offset any of the costs associated with the new transportation facilities. Further, this study makes a credit for the $49,865 of new system improvements that will benefit existing users.

Credits may also be paid back to developers who have constructed or directly funded system improvements that are included in the IFFP or donated to the City in lieu of impact fees, including the dedication of land for system improvements. This situation does not apply to developer exactions for project improvements. Any item for which a developer receives credit should be included in the IFFP and must be agreed upon with the City before construction begins.

The standard impact fee can also be decreased to respond to unusual circumstances in specific cases in order to ensure that impact fees are imposed fairly. In certain cases, a developer may submit studies and data that clearly show a need for adjustment.

Extraordinary Costs and Time Price Differential

It is not anticipated that there will be any extraordinary costs in servicing newly developed properties. To account for the time-price differential inherent in fair comparisons of amounts paid at different times, actual costs have been used to compute buy-in costs to public facilities with excess capacity and current costs have been used to compute impacts on system improvements required by anticipated development activity to maintain the established level of service for each public facility.

CERTIFICATION

Zions Public Finance, Inc. certifies that the attached impact fee analysis:

1. Includes only the costs of public facilities that are:
    a. allowed under the Impact Fees Act; and
    b. actually incurred; or
    c. projected to be incurred or encumbered within six years after the day on which each impact fee is paid;

2. Does not include:
    a. costs of operation and maintenance of public facilities;
    b. costs for qualifying public facilities that will raise the level of service for the facilities, through impact fees, above the level of service that is supported by existing residents; or
    c. an expense for overhead, unless the expense is calculated pursuant to a methodology that is consistent with generally accepted cost accounting practices and the methodological standards set forth by the federal Office of Management and Budget for federal grant reimbursement;

3. Offsets costs with grants or other alternate sources of payment; and

4. Complies in each and every relevant respect with the Impact Fees Act.

APPENDIX A: MAXIMUM IMPACT FEE PER ADT BY YEAR

	2021	2022	2023	2024	2025
Maximum Impact Fee per ADT	$174.25	$174.72	$175.17	$175.60	$176.02

	2026	2027	2028	2029	2030
Maximum Impact Fee per ADT	$176.42	$176.81	$177.19	$177.55	$177.90

	2031	2032	2033	2034	2035
Maximum Impact Fee per ADT	$178.25	$178.58	$178.91	$179.22	$179.53

	2036	2037	2038	2039	2040
Maximum Impact Fee per ADT	$179.83	$180.13	$180.42	$180.71	$180.99

ADMINISTRATIVE MEMORANDUM

TO: Mayor and City Council/RDA Chair and RDA Board members

FROM: Shawn Warnke, City Manager; Marc Christensen, Community Services Director; Linsey Nessen, City Recorder; and Cynthia Nelson, Deputy City Recorder

DATE: Septemebr 21, 2021

SUBJECT: **Final Budget Message FY 2022 - All Funds with Proposed Property Tax Increase**

- Discussion and consideration of adopting Resolution No. 21-39 adopting the Final Budget, with a Proposed Property Tax Increase entitled "The Tremonton Annual Implementation Budget 2021-2022 (General Fund, Capital Fund(s), Enterprise Fund(s) and Special Fund(s)" for the period commencing July 1, 2021, and ending June 30, 2022

Preface

This budget message is prepared with the purpose of complying with the statutory budget message requirements in Utah Code 10-6-111(2) (b). Additionally, City staff is available to meet as requested to review and discuss the budget contents.

As you know, the budgeting process is the best estimate of revenues and expenses. To the best of our ability, Tremonton City staff believes that the Budget represents what is reasonably anticipated for revenues and expenses; however, many variables can affect the Budget during the upcoming fiscal year. The Budget also sets spending maximums for the funds and accounts. The Department Heads' responsibility is to execute the Budget to the best of their ability within appropriation limits set by the City Council, barring unforeseen events.

As described in further detail in 10-31-100 General Property Tax, of Section 10- General Fund of this memo, the City is proposing a property tax increase. Utah Code 59-2-919 (4), allows a city to increase the County Auditor's Certified Tax Rate to increase property tax if the city follows a procedural process contained in Utah Code that is commonly called Truth in Taxation. The Truth in Taxation provides public notices, and a public hearing before the City's combined Proposed Tax Rate can be enacted. Under Utah Code, the 59-2-923 the City, may, before adopting its Final Annual Budget or Tax Rate, expend money based on the Tentative Budget after the adoption of the Tentative Budget. For this reason, the proposed budget that is being adopted in June is being referred to as Tentative Budget, with a Proposed Property Tax Increase entitled "The Tremonton Annual Implementation Budget 2021-2022" General Fund, Capital Fund(s), Enterprise Fund(s) and Special Fund(s) for the period commencing July 1, 2021, and ending June 30, 2022.

Public Hearings

The public hearings for the Tentative Budget was held on May 4, 2021, and for the Tentative Budget, with a Proposed Property Tax Increase on June 15, 2021.

Noteworthy Items Determined Since the May 4, 2021, Tentative Budget

The adoption of the Tentative Budget is one step in the entire budgeting process. With the approval of the Tentative Budget on May 4, 2021, there were several significant items that need to be determined for inclusion or adjustment in the Tentative Budget, with a Property Tax Increase. The significant items that have been included or adjusted since the tentative budget are shown as italicized text below.

Budget Overview- All Funds

Notable Items All Funds. Several significant items that are included throughout all of the Funds of the Budget are as follows:

- *COLA & Merit.* A 2% cost of living adjustment (COLA) and 1% Merit has been inputted into the Budget. Please see the section below entitled COLA and Merit Increases for an additional explanation on this expense. The proposed 2% cost of living adjustment (COLA) and 1% Merit increase would have a budget impact in FY 2022 of $87,395.76 on salaries and $23,107.51 Benefits.
- *Selective Wage Adjustments.* Selective wage adjustments are included in the Budget based upon City policy, which includes employees ending their probationary period and employees who are eligible for achievement increases and miscellaneous wage adjustments.
- *Utah Retirement System.* The City's has received the Utah Retirement System's final contribution rates for FY 2022 remain the same as the FY 2021 contribution rates.
- *Insurance Premiums. The City received its renewal quotes for property, auto physical damage, liability, workers' compensation for the Utah Local Government Trust. Tremonton City's current property premium is $24,352, and auto physical damage premium is $26,395. The rates associated with property and auto have not changed for 12 years. The liability premium increased by 3%, with the new premium amount being $68,237. The workers' compensation premiums reduced by 36%, with the new premium being $39,973. The workers' compensation premiums are in large part equated to claims filed, and the City has made a concerted effort to reduce claims paid through safety incentives and training. In FY 2022, it is proposed the City continue to improve the safety incentive program by making it more robust in requirements to obtain the incentive along with the frequency of the incentive, as noted in the description below.*

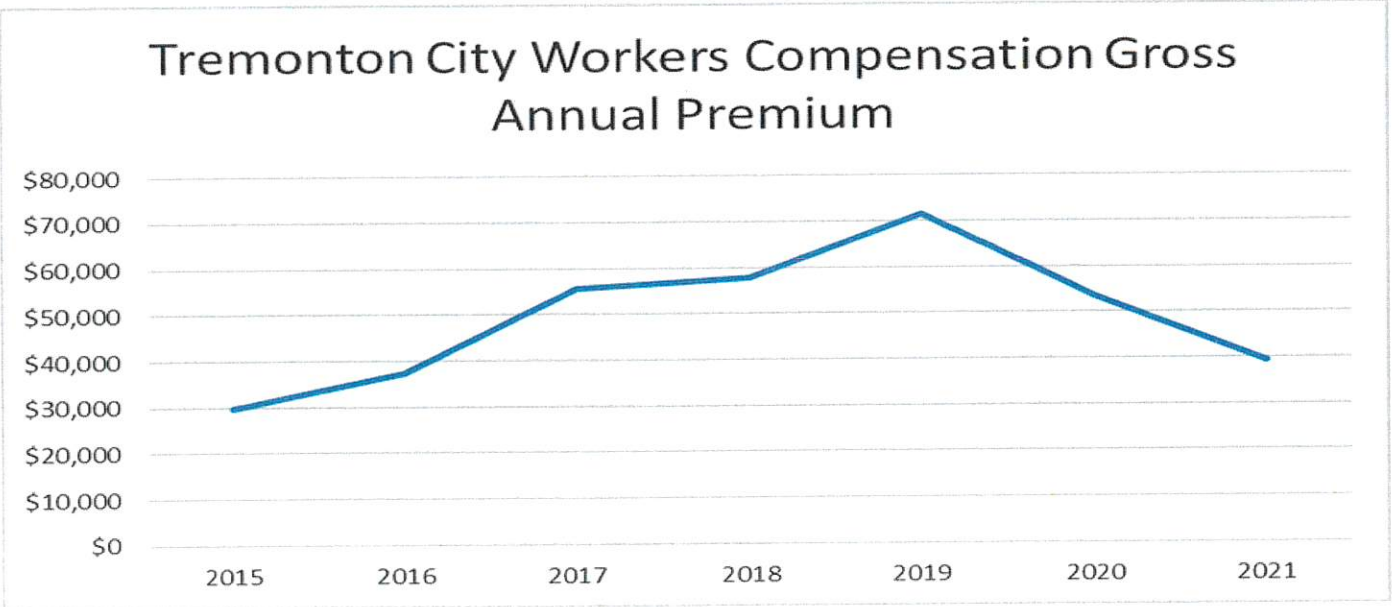

- *10-40-160 Health, Safety, and Welfare. The City received its insurance renewals for FY 2022, and the premiums for Workers Compensation have decreased by $10,000 due to the reduced severity of claims. The Trust is a proponent of Safety Incentives as the program has shown reductions in claims. Currently, the City is paying $15 per employee per quarter as a safety incentive when departments have no claims during the quarter. The Trust recommends that the City increase the frequency of the safety incentive to be monthly. It is proposed that the City increase the frequency and requirements for the safety incentive to be $10 per month per employee when the department does not have any claims and the department does one safety training during that month. The cost of the increased safety incentive is $8,100 per year, which is less than the $10,000 reduction in Workers Compensation that the City will realize from FY 2021 to FY 2022. Increase line item by $8,100*
- *Health Insurance. The City's current medical insurance, provided by Cigna, is a level-funded plan wherein the City's renewal rates are based mainly on the City's claim history. Cigna's original renewal quote for providing the City's medical insurance for FY 2022 was a 27% increase, which equals a $229,021 increase in premiums paid for the same insurance coverage. To receive more options and a lower renewal rate for FY 2022, GBS, the City's employee benefits consultant, solicited bids from other medical insurance carriers, including level-funded and community-rated medical insurance plans. The City is ineligible to be considered for a community-rated plan because the Mayor and*

City Council work less than 30 hours per week, and a community-rated health insurance plan requires that enrolled employees work greater than 30 hours per week. As a cost-saving measure, the City has selected to enroll in a community-rated plan for full-time employees, which equates to a renewal rate that is a 20% decrease or a $152,378 in premium savings paid for comparable medical insurance coverage. With the aforementioned cost savings of $152,378, the City is paying a varied taxable stipend through payroll to the Mayor and City Councilmembers equal to 90% of the premiums of comparable medical insurance provided to all full-time employees. The Mayor and City Council will receive health insurance through the Health Insurance Marketplace or Medicare. The Mayor and City Council is eligible to receive dental, eye, life, and AD&D insurance through the same insurance carrier as full-time employees.

Tremonton City Medical Insurance Renewal History

Plan Year	Carrier	Percentage Increase/Decrease	Annual Premium	Enrolled	Health Benefit Stipend	Enrolled	Total Annual Premiums & Stipends	Notes
2011-2013	Altius							
2014	Selecthealth	.51% Decrease	$498,648.00	38	N/A	N/A	$498,648.00	Switched to SelectHealth, Altius' renewal was a 17.22%
2015	Selecthealth	9.43% Increase	$513,832.20	42	N/A	N/A	$513,832.20	Added High Deductible Health Plan
2016	Cigna	6.93% Increase	$549,452.64	42	N/A	N/A	$549,452.64	Switched to Cigna, SelectHealth's renewal was 21.67%
2017	Cigna	9.56% Increase	$646,288.80	42	N/A	N/A	$646,288.80	Original renewal was a 16.82%, alternate option was chosen
2018	Cigna	11% Increase	$675,498.12	40	N/A	N/A	$675,498.12	Original renewal was a 17.03%
2019	Cigna	10.40% Increase	$770,074.92	42	N/A	N/A	$770,074.92	Original renewal was a 24.10%, alternate option was chosen
2020	Cigna	8.96% Increase	$845,348.28	42	N/A	N/A	$845,348.28	Original renewal was a 24.14%, alternate option was chosen
2021	Selecthealth		$605,256.00	44	$61,717	5	$666,973.00	Switched to Select Health, Cigna's original renewal was a 27%, City also switched to a Community Rated Product, which required the City Council to receive insurance through the Health Marketplace or Medicare depending upon upon age with the City paying a Health Benefit Stipened to Mayor and City Council

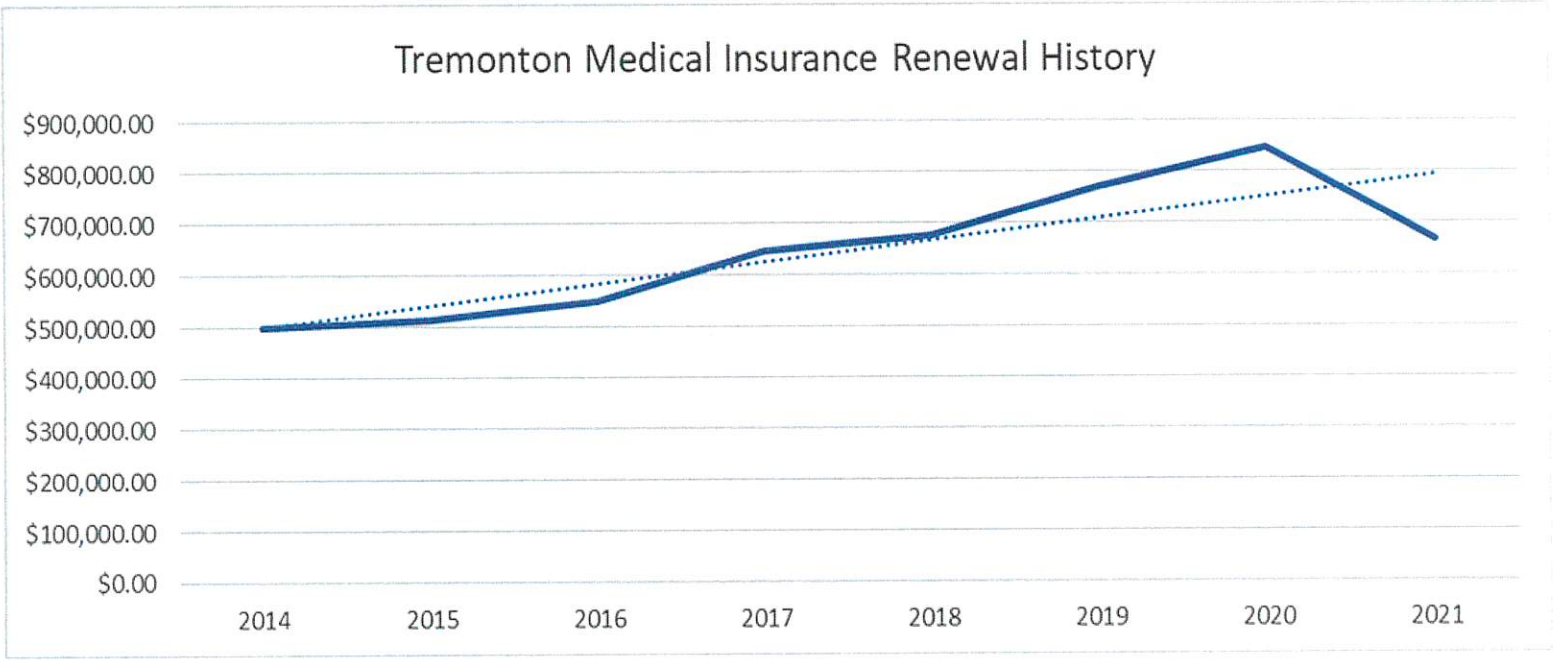

- *Computer Replacements.* The City budgets for the replacement of computers that are over four years old. In the past, the City has not equalized the cost of replacement for computers. Below is a chart showing actual expenses for computer replacements aggregated from all funds over the past years, ranging from $30,000 to $10,000 in a given year fiscal year. The budget process only appropriates the funds for replacement but does not mandate the replacement of the computers. Some employees who do not use computers as a primary piece of equipment may choose not to replace their computers. If the City moved to equalize computer expenses over fiscal years, the City would need to mandate the expense rather than just appropriate the funds for the expense. Twenty-six computers are due for replacement because they will exceed the four-year mark within FY 2022. The City budgets $1,000 for each computer. Budget $26,000.

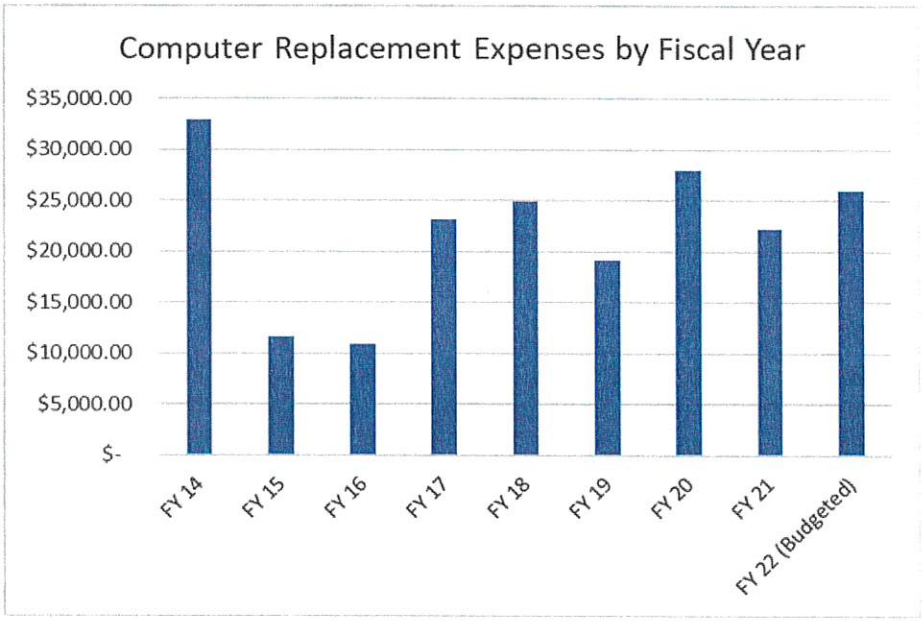

- *Equipment & Vehicle Replacement.* City staff has also examined expenses for contractor equipment, fire department equipment, light vehicles (passenger vehicles), and heavy vehicles (dump trucks, ambulances, fire trucks, vacuum trucks). Below is a chart showing actual expenses for equipment and vehicle replacements aggregated from all funds in previous years, ranging from approximately $650,000 to $325,000 in a given year fiscal year. These expenses can easily be skewed in a given fiscal year based upon the purchase of heavy equipment, which can cost upwards of $300,000. The City does anticipate the acquisition of vehicles and equipment, which are included in the capital project list. Additionally, on May 1, 2012, the City Council adopted Resolution No. 12-23, creating Fund 42-Vehicle/Equipment Capital Project Fund to accumulate financial resources that would provide the timely replacement of vehicles and equipment for General Fund and Special Revenue Funds when the need arises. As such, the accumulation of financial resources in the Fund 41-Vehicle/Equipment Capital Project Fund is the City's financial planning that mitigates the impact of replacing equipment and vehicles. The FY 2022 Budget proposes appropriating $380,000, primarily in Fund 41, associated with acquiring vehicles and equipment. Budget $380,000.

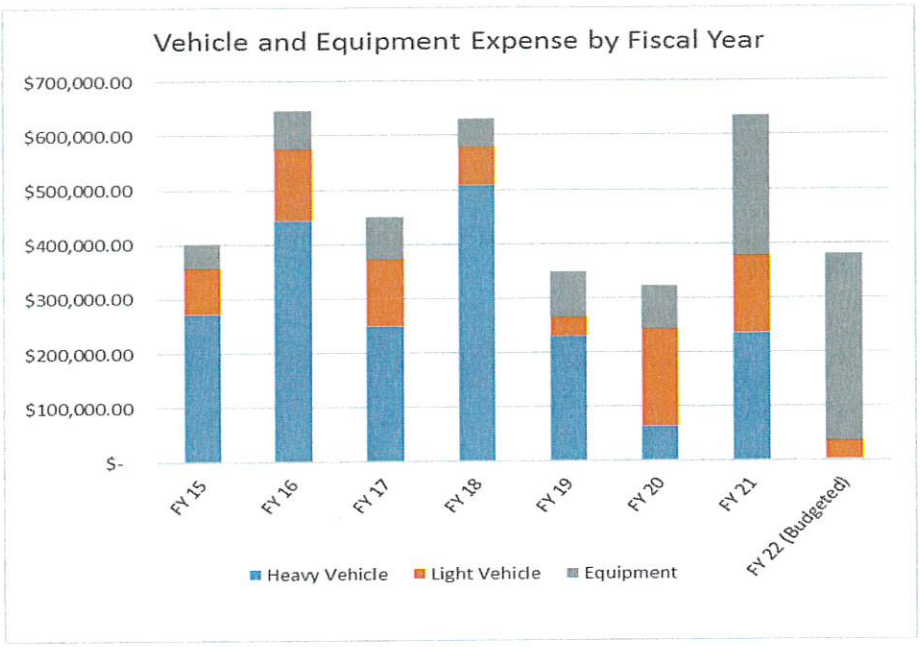

COLA and Merit Increases. FY 2022 Budget includes a COLA and Merit increase to employees' pay. The COLA's increases: 1) the minimums and maximums of the pay grade; 2) uniformly increases every employee's current wage along with increasing On-Call Pay, uniform allowances, and other miscellaneous pay; and 3) is meant to offset inflation. The COLA is essential because it helps the City stay current with comparable public entities for pay ranges and mitigates the City from falling behind in the market for starting pay, which helps recruit employees. Every employee, regardless of performance, receives COLA adjustments.

A merit increase moves the employee wage within a pay range. Merit increases are granted to employees based on performance and may vary from one employee to another employee. Merit increases are significant because they give Department Heads a way to reward employees that outperform other employees or provide exceptional effort/results.

Below is a table that records what the City has granted these past few years with COLA and Merit Increases.

Tremonton City's Recent COLA & Merit Increases

	FY 2016	FY 2017	FY 2018	FY 2019	FY 2020	FY 2021	FY 2022
COLA	2%	2%	2%	2%	2%	2%	2%
Merit Increases	1%	1%	1%	1%	1%	1%	1%
Targeted Position Adjustments				Note [1]	Note [1]	Note [1]	Note [1]

Note [1]: Varied based upon past salary survey findings

Impact Fees. As noted below, the City staff estimates the issuance of 76 single-family detached building permits and 39 multi-family attached during FY 2022, which has been the actual average of building permits issued over the past four calendar years. Although the actual building permits for single-family detached buildings permits have been higher in the most recent past, City staff believes it prudent to estimate conservatively on growth-related revenue that is so sensitive to variables such as interest rates, local economy, and supplies of materials. All revenue estimates associated with impact fees are derived from the 76 single-family detached building permits and 39 multi-family detached building permit projections.

Tremonton City's Recent Building Permits Table

Calendar Year (CY)	Single-Family Detached	Multi-Family Attached	Total Building Permits
CY 2017	81	8	**89**
CY 2018	88	8	**96**
CY 2019	63	40	**103**
CY 2020	70	98	**168**
Avg. Building Permits Issued in Past 4 Years	**76**	**39**	**114**

An important element to be aware of is that in some cases, a portion of the impact fee collected is for reimbursement (also known as "buy-in") of existing facilities (for the police station, fire station, and fire ladder truck) that the City has already constructed or acquired. In these cases, the revenue is not restricted and may be used for any purpose. However, in most cases, such as the Parks, Recreation, and Trails (*26-36-750 Park Impact Fee*); Wastewater Treatment Plant (*47-37-750 Impact Fee WWTP- Tremonton*); Water (*51-39-715 Water Impact Fees*); Sewer Fund (*54-39-725 Sewer Collection Impact Fee*); and Storm Water (55-39-725) the impact fee is being collected for future facilities and as is restricted revenue for the aforementioned purpose. During fiscal years when the City is not undertaking a future facilities project for which the impact fees are being collected, a contra revenue amount (i.e., a negative amount in the line item entitled "impact fee reserve") is budgeted to reduce the revenue so that the Budget does not mix capital revenue with operational revenue.

10- General Fund.

Revenues. Most of the revenues within the General Fund have remained flat from the last fiscal year. However, below is an explanation of revenue sources in the General Fund that are being proposed to increase or decreased:

- *10-31-100 General Property Tax.* The City is proposing a property tax increase to balance the General Fund's short fall in revenue over expenses in FY 2022. More specifically, the FY 2022 Budget is proposing that the General Fund transfer $263,200 to Fire Department Fund, associated with the increased staffing required to respond to the growing number of emergency calls. The Box Elder County Auditor's combined Certified Tax Rate of 0.002279 for Tax Year 2021 will generate $1,715,627 in property tax. The Tremonton City Annual Implementation FY 2022 Budget requires $1,918,000, which is an increase of $202,373 in property tax. Tremonton City's combined Proposed Tax Rate is 0.002548, which is required to generate the additional $202,373 in property tax to fund the increased staffing in the Fire Department. Below is a graphic that shows the Box Elder County Auditor's combined Certified Tax Rate & revenue and the City's combined Proposed Tax Rate & revenue, which has now been adopted.

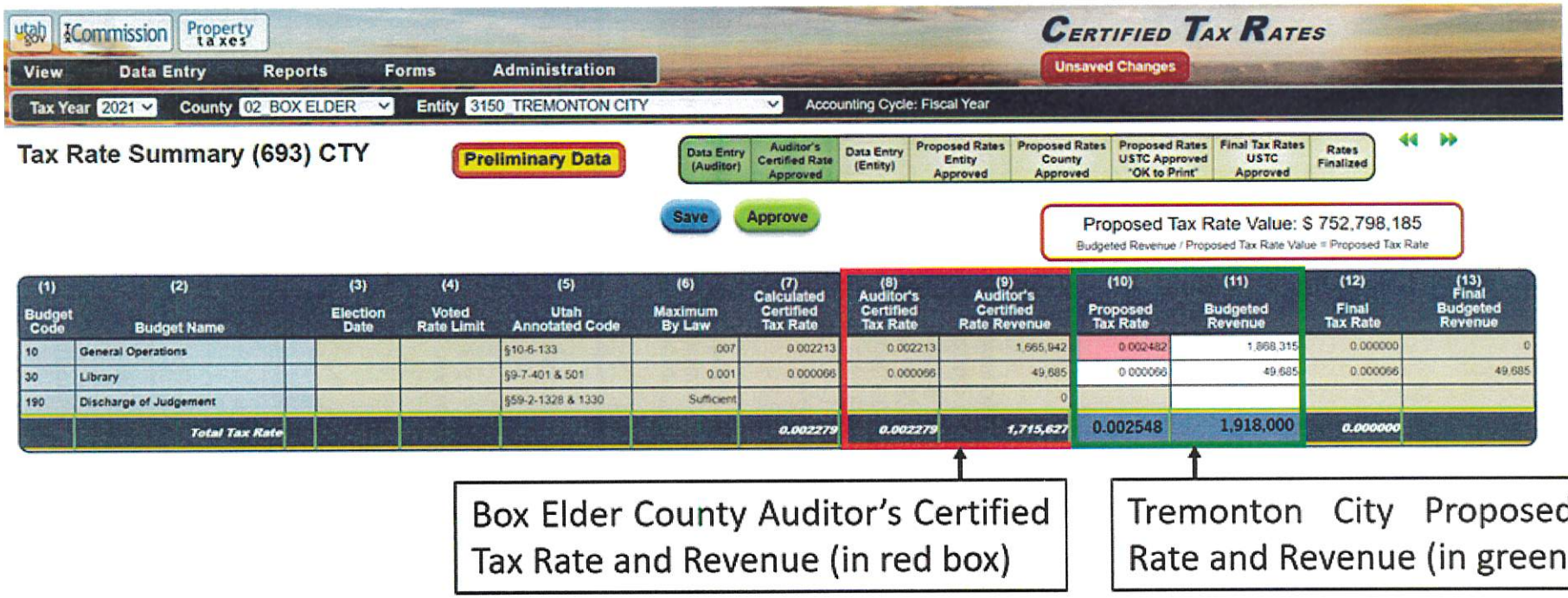

Box Elder County Auditor's Certified Tax Rate and Revenue (in red box)

Tremonton City Proposed Tax Rate and Revenue (in green box)

- *10-31-130 General Sales & Use Tax.* This revenue stream can vary from year to year based on sales tax collected both locally and throughout the state of Utah. Over the past years, the City experienced an increase in sales taxes, as shown in the bar graph below. The most recent sales tax receipts show that of March of FY 2021, the City is 19% ahead of the last fiscal. While it is difficult to know what to expect with the economy, it is reasonable to think that the sales tax could stay constant or perhaps decrease. For budgetary purposes, the City staff recommends a conservative estimate of sales tax. If there is a surplus of funds realized in the General Fund at the end of the fiscal year, these monies are transferred to the City's capital projects funds. This approach is consistent with the State Legislature's purpose and intent of sales tax as codified in Utah Code 59-12-202 (1), which states:

  It is the purpose of this part to provide the counties, cities, and towns of the state with an added source of revenue and to thereby assist them to meet their growing financial needs. It is the legislative intent that this added revenue be used to the greatest possible extent by the counties, cities, and towns to finance their capital outlay requirements and to service their bonded indebtedness.

Below is a table that shows the audited numbers for sales tax and a chart that shows unaudited sales tax numbers. Budget $1,780,000, which is the 3-year average of General Sales & Use Tax collected for FY 2018- FY 2020. The City is proposing to budget $1,870,700 in sales tax for FY 2022 Budget.

Past Fiscal Years Sales & Use Tax Revenue- Table (Audited Numbers)

Revenue	FY 16	FY 17	FY 18	FY 19	FY 20
10-31-130 General Sales & Use Tax	$1,487,382	$1,629,201	$1,737,674	$1,751,298	Final Receipt TBD

Past Fiscal Years Sales & Use Tax Revenue- Graph (Unaudited Numbers)

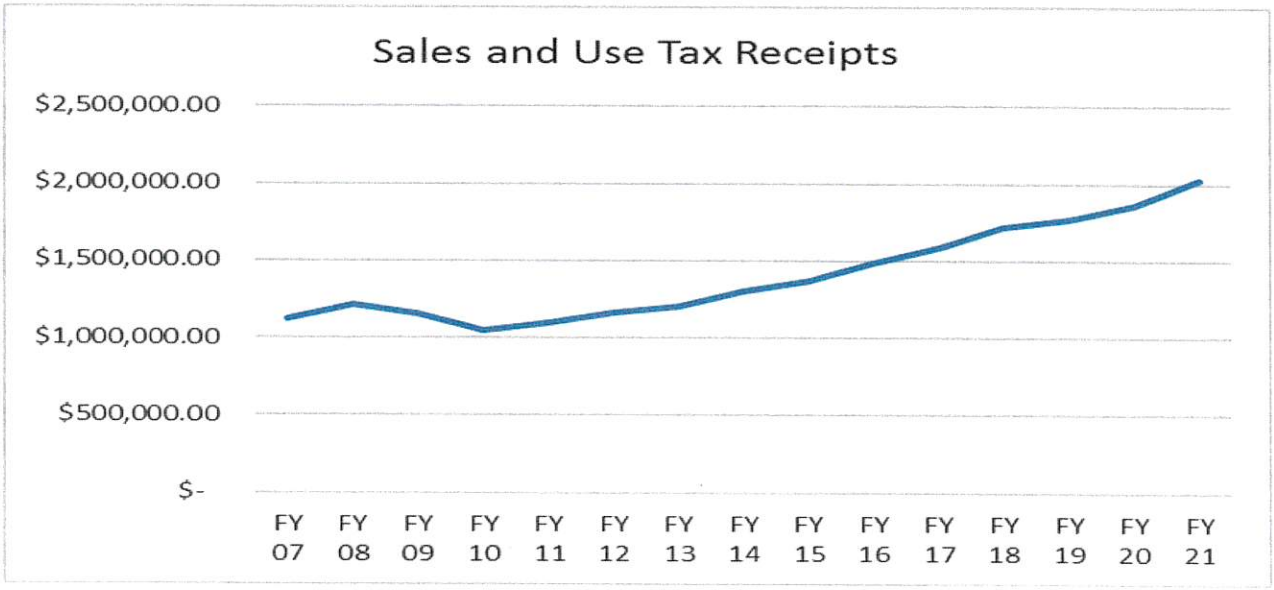

- *10-32-210 Business License Fees.* On June 2, 2020, the City Council adopted Ordinance No. 20-07 approving the adoption of business licensing fees, including licensing fees on businesses that cause disproportionate costs on municipal services provided by Tremonton City, such as public safety. A business fee analysis was completed before adopting Ordinance No. 20-07, which determined the maximum business license fee allowed by law that the City Council can adopt. In general, the City Council did adopt the maximum fee as allowed by law, with the exception of the following businesses: Gas & Convenience Stores, Hotels/Motels, and Medical/Hospitals, which was less than the maximum fee. The business license fees anticipated to be collected in FY 2022 is anticipated to be $30,000. Budget $30,000.
- *Building Permit Related Revenues.* This revenue stream can vary from year to year, based on various factors. As noted above, City staff is estimating the issuance of 76 single-family detached building permits and 39 multi-family attached during FY 2022, which has been the actual average of building permits issued over the past four calendar years. Although the actual building permits for single-family detached buildings permits have been higher in the most recent past, City staff believes it prudent to estimate conservatively on growth-related revenue sensitive to variables such as interest rates and the local economy that affect the housing market.

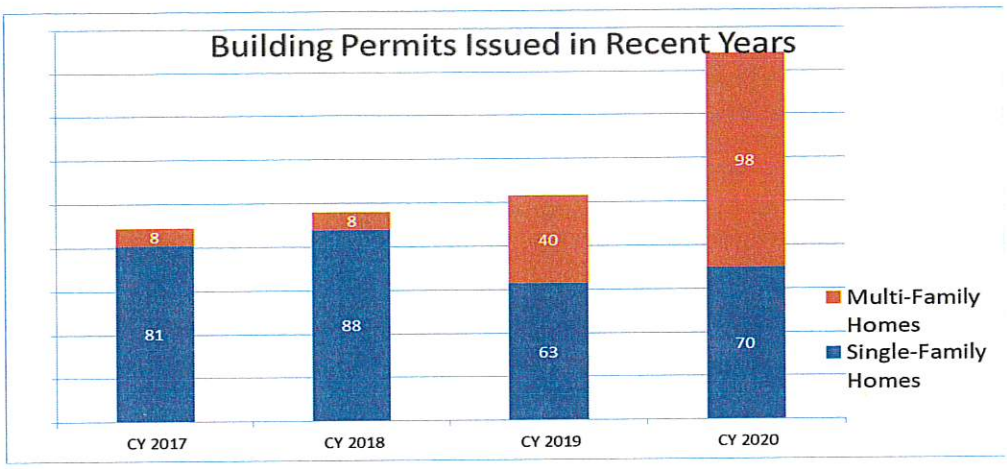

- *10-38-900 Collection on Note Receivable (UTOPIA Reimbursement).* As a UTOPIA member, Tremonton City participated in aiding UTOPIA when the organization was experiencing an operational shortfall. At present, UTOPIA is in a better financial position and is repaying the monies back to Tremonton City. UTOPIA has informed Tremonton City that it anticipates remitting back to the City $59,000 in reimbursement for the City's previous contributions for their operational shortfall. The anticipated payment in FY 2022 will complete UTOPIA's repayment back to Tremonton for its previous contribution to cover UTOPIA's operational shortfall. Budget $59,000.
- *10-39-999 Fund Balance to be Appropriated.* Typically, the General Fund uses Fund Balance to make up the difference between estimated revenues and estimated expenses. This year proposed budget does not require a fund balance appropriation because of the proposed property tax increase.

Notable Expenses Included in Budget. Notable expenses in this Fund are as follows:

- *10-45-100 Salaries & 10-45-120 Benefits (Assistant City Manager). For several years, Marc Christensen has served as a Community Services Director to provide the City Manager with administrative support in managing departments providing community services such as the Library, Senior Center, and Food Pantry, all while serving as the Parks & Recreation Director. This budget proposes to increase the administrative support with the creation of an Assistant City Manager position. In accordance with Section 3-925(1) (i) of the Tremonton City Revised Ordinances, the City Manager would propose the appointment of Marc Christensen to the position of the newly created Assistant City Manager. In this appointment to the Assistant City Manager position Marc Christensen would no longer have any responsibilities as the Park & Recreation Director but would instead be able to dedicate his efforts entirely in comanaging the City. As such the position of the Park & Recreation Director would be vacated, and again in accordance with Section 3-925(1) (i) of the Tremonton City Revised Ordinance, the City Manager would propose that Zach LeFevre be appointed as the Parks & Recreation Director. Zach's position in the Parks & Recreation Department would be backfilled with an entry-level parks & recreation professional. In total, this increase in staffing would amount to a $95,000 increase.*

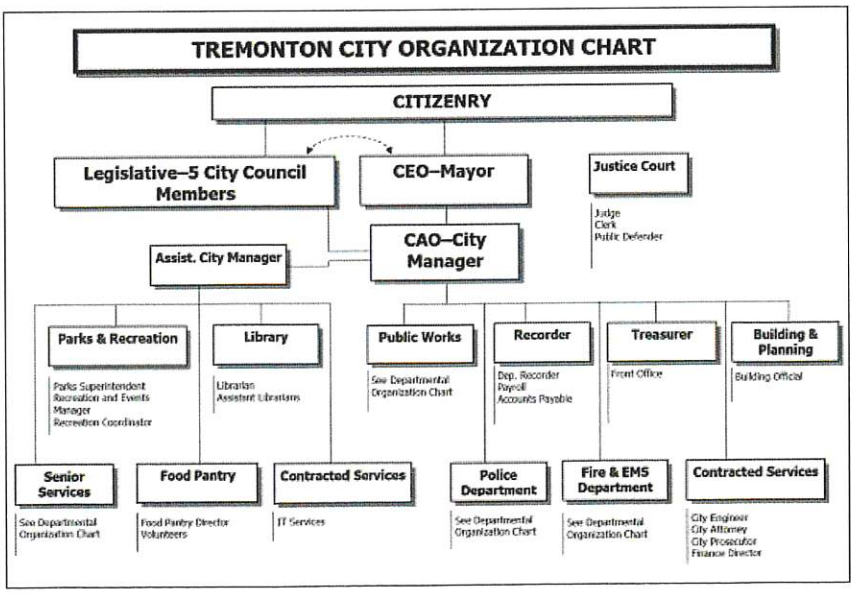

- *10-52-370 Other Professional & Technical (Planning & Zoning- Land Use Plan).* With the completion of the economic development plan and transportation master plan, the City submitted to UDOT for a grant to engage a professional to do a future land use plan and zoning district update. This plan would be of critical importance as the City tries to reduce conflicts between residential uses and higher-intensity land uses in the future. Additionally, this planning effort would help to plan on the other side of I-84 and land uses surrounding the proposed Commerce Parkway, which is included in the transportation plan. The City did receive a grant from UDOT. On January 21, 2020, the Tremonton City Council adopted Resolution No. 20-05, approving the Tremonton City Corridor/Area Corridor Study Collaborative Agreement between UDOT and Tremonton City to create an integrated Land Use Plan. Essentially, under this agreement, UDOT granted the City $50,000 to undertake the creation of a land-use plan. The City has selected Landmark Design, a consultant within the UDOT pool, to draft the land-use plan. The project's total cost is $71,460, with Tremonton City receiving $50,000 from UDOT and the City paying the balance. The City has already paid Landmark Design $60,258, with the remaining balance of the contract being $11,202 budgeted in FY 2022. Budget $20,000 to address any contingencies that may arise.
- *10-49-370 Other Professional & Technical (Economic Development- Annexation Plan).* Utah Code 10-2-401.5 states that no municipality may annex an unincorporated area into their City unless the municipality has adopted an annexation policy plan. Tremonton City does have an annexation policy plan adopted in the early 2000s and amended several times. However, City staff believes that more thoughtful consideration of some of the State Code requirements is needed to understand the infrastructure required to service areas outside of the City limits. There are several unincorporated areas that City staff believes should be considered for annexation by Tremonton City to provide continuity for land use, transportation, and utility service. More specifically, the City would leverage its recent planning efforts in infrastructure capital facility planning, transportation planning, and land use planning to identify areas that are close to the City (shown in the map below) and analyze the following elements, which include but is not limited to the following:

    - the character of the community;
    - the need for municipal services in developed and undeveloped unincorporated areas;
    - the municipality's plans for the extension of municipal services and how these services will be financed;
    - the current and projected costs of infrastructure, urban services, and public facilities necessary:
        - to facilitate full development of the area within the municipality; and
        - to expand the infrastructure, services, and facilities into the area being considered for inclusion in the expansion area;
    - an estimate of the tax consequences to residents both currently within the municipal boundaries and in the expansion area;
    - the need over the next 20 years for additional land suitable for residential, commercial, and industrial development;
    - consider future annexation areas based upon the boundaries of existing local districts and special service districts for sewer, water, and other services,
    - consider future annexations areas based upon topography for utility lines that rely upon gravity

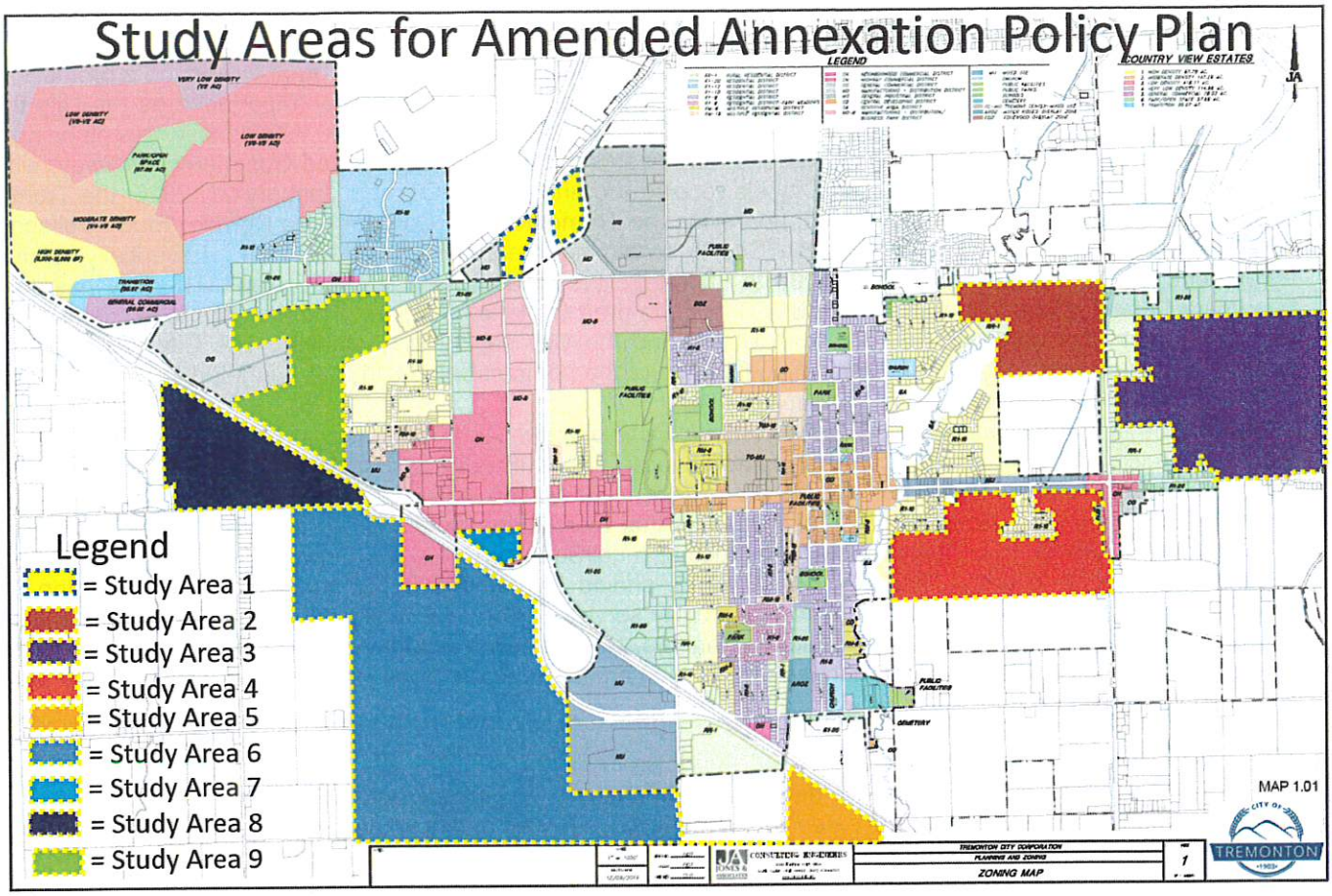

To be efficient in the City's planning effort for the Annexation Policy Plan, the City would engage Landmark Design for the land use & planning analysis, Jones & Associates for the infrastructure analysis, and Zions Public Finance for the financing of infrastructure. The cost of the planning efforts is unknown. However, as a placeholder, it is proposed that the City budget $75,000. This proposed appropriation could be budgeted in Planning & Community Development budget; it is being proposed to be budgeted in the Economic Development budget because this planning process is thought to be required to provide expansion areas for economic opportunities and development. Budget $75,000; however, the City staff also anticipates applying for and receiving $37,500 as a CIB planning grant for this project.

- *10-52-461 CLG Grant (Historic Preservation).* The City downtown area and surrounding neighborhoods have been designated as Historic Districted, listed on the National Register of Historic Places. To move preservation efforts forward, the Staff & Historic Commission submitted for and received $9,000 a Certified Local Government (CLG) restoration grant. This grant does require a 1:1 match. For properties to be eligible for these restoration funds, the property must be listed on the National Register. The creation of the Historic District listed on the National Register would allow for more properties to be eligible for this restoration grant. The City will go through an open application process to consider possible projects. There is a corresponding revenue line item in 10-34-420 from the state funds and $9,000 of matching funds in *10-52-461 CLG Grant (Historic Preservation), $10,00* in *71-81-620 Façade Grant, and $5,000 in 71-81-621 Sign Grant.* Budget $9,000.
- *10-54-720 Building Improvements (Police Dept Cap Project Fund Animal Shelter Mezzanine).* The Police Chief is requesting that a mezzanine be constructed in the animal shelter to have the extra square footage to store many of the items currently crowding the floor of the shelter, including traps, cages, and other animal control supplies that are needed but have no permanent storage location. It is also important to create extra room for the bank of kennels to be expanded by two dog kennels and a cabinet of cat kennels. The Public Works Department would complete this project. The cost to build the mezzanine, stairs, handrails, and lights would be approximately $6,000. Budget $6,000
- *10-59-611 Spring Cleanup* The City has historically provided an annual Spring Cleanup for residents. As part of this cleanup, the city provides duspsters at locations throuout town for residents to clean up their houses and yards. For three days these dumpsters are free to dmp in, and a contractor will haul away the trash and replace the dumpster. It is being proposed to add a fall clean up for residents that will be managed the same way as the spring cleanup. Budget $20,000
- *10-60-204 New Streetlights (Streets Department).* With the approval of subdivision development agreements, the City receives a fee-in-lieu payment for the installation of streetlights. Tremonton City then enters into an agreement with

Rocky Mountain Power for the streetlights to be installed. The timing of collecting the fee-in-lieu payment from developers for streetlights and the City entering into an agreement with Rocky Mountain Power may occur in different fiscal years. Budget $30,000.

- *10-60-550 Special Projects (Streets Department).* A transportation engineering firm has created a transportation plan for Tremonton City. A few elements of this plan included an analysis of school zones, existing railroad crossings, and pedestrian crossings complying with MUTCD standards. This analysis of existing school zones and crossings identified deficiencies and improvements that need to be made. As such, the City is budgeting funds for this specific purpose. Budget $5,000.
- *10-72-704 Improve to Building Over $5,000.* The Parks & Recreation Building is located at 615 North 1000 West was originally used as a one-unit apartment/office and an airplane hanger before the City closed the Airport in 2000. The activity that occurs on the site includes Park Department's day-to-day operations, coaches' meetings, referee meetings, etc. It is proposed that the City budget some funds to make exterior improvements to the building such as paint, replacement of the roof, window replacement, landscaping around the exterior, etc. Budget $15,000.
- *10-73-480 Arts Council.* The Arts Council has several projects that are in the process of being completed, which include a contract to create a wall mural at the fairgrounds. It is proposed that eth City Council appropriate funds needed to pay these contracts upon completion of the projects. Budget $10,000.

Debt Service Schedules- General Fund. The following is debt service obligations associated with the General Fund:

- *10-89-100 UTOPIA Debt Service.* Tremonton City pledges its Sales Tax as a repayment source associated with UTOPIA bonds, which were used to construct a fiber network for member cities. For FY 2022, the City will pay $388,000 in debt service. The City's UTOPIA debt service obligations continue to grow with UTOPIA at a rate of 2% each year until its maturity in 2040.

  What follows is a summary of the progress of UIA and UTOPIA which are both performing well financially. The network has service available to over 125,000 addresses with approximately 35,000 active subscribers. UIA and UTOPIA are rapidly expanding the network at a pace of about 1,500 homes per month, with 700-900 new subscribers coming on per month. UIA recently issued bonds for $52 million and plan to complete all original cities' buildout by the end of Fiscal Year 2022.

  Additionally, UIA and UTOPIA completed construction in West Point City in April 2020 and already have a residential "take rate" of 30%. UIA signed a contract with Clearfield City in the spring of 2020, secured financing in August 2020, and will be releasing the first footprints for residential subscribers soon. UIA and UTOPIA are in negotiations with several other cities interested in pledging their revenues to facilitate bonding for fiber-to-the-home projects.

Fund Balance & Transfers. There are several transfers of funds associated with FY 2022, which are as follows:

- *10-90-950 Transfer to the Capital Projects Fund.* The FY 2022 Budget does not include any projects for road reconstruction or chip seal of roads because of the ongoing construction of secondary water within the roadways. In the meantime, the City needs to reserve money for future roadwork by transferring what it would have spent in FY 2022 to Fund 40 and having the City Council specify the dollar amount of the transfer that is "assigned" to road projects. Thereafter City staff can create an assignment in Fund 40's balance sheet when the transfer is recorded; City staff will release the assignment when the funds are appropriated and spent in future fiscal years. There is a corresponding line item in *40-39-900 Transfer in from General Fund.* Budget $300,000
- *10-90-954 Transfer to Recreation Fund.* A transfer from the General Fund to the Recreation Fund is needed to bridge an operational shortfall in the Recreation Fund. Please note that the recreation participant fees are paying for the direct expense of programs. However, the participant fees are not covering the administrative costs, such as salaries and benefits of administrative City staff, utilities, etc. Budget $174,800.
- *10-90-951 Transfer to Fire Fund.* With the City Council's adoption of Ordinance No. 20-07 approving business licensing fees, including licensing fees on businesses that cause disproportionate costs on municipal services provided by Tremonton City such as public safety (Fire and Police). The study determined the maximum business license fee that the City Council can adopt associated with charging disproportionate share for Fire and Police. The City is transferring funds from the General Fund to the Fire Fund associated with the business license fees, transient room tax, and shifting the Emergency Manager position from the General Fund to the Fire Fund. The emergency manager's responsibilities are to be fulfilled by the Fire Chief. A corresponding revenue line item receives this transfer, which is in *28-39-950 Transfers* with the transfer in Budget amount $263,200.

21- Special Revenue Fund- Food Pantry Fund.

Revenues & Expenses. Revenue line items *21-38-120 Private Donations* and *21-33-101 Reimbursement of Sales Tax* comprise the majority of revenue associated with the Food Pantry Fund. These revenue sources are directly dependent upon the generosity of the community. The revenue from Private Donations remained high in FY 2021 and is projected to do the same for FY 2022. To make receipt of donations more convenient, the City has added an online donation option on the City's website. Since adding this online donation option in June 2020, the City has 56 online donations totaling $5,663.96. Without residents donating food, the Food Pantry cannot receive sales tax reimbursement from the State of Utah. In the past, the General Fund has transferred at the end of the year to Fund 21 even though it was not needed to eliminate a budgetary, operational shortfall. These past transfers, coupled with the fact that actual revenues have typically exceeded expenses in this Fund, have allowed Fund 21 to build up a modest fund balance. The FY 2022 Budget estimates revenues and expenses to require $20,300 to be appropriated from the Food Pantry Fund's fund balance to overcome the operational shortfall estimated in the budget. The budgeting process has commonly appropriated fund balance to balance the budget; however, actual revenues have always exceeded expenses in this Fund. Cathy Newman, Food Pantry Director, does a great job managing the financial resources in this Fund.

Notable Expenses Funded. Notable expenses in this Fund are as follows:

- *None*

25- Special Revenue Fund- Recreation Fund.

Revenues & Expenses. FY 2022 estimates revenues and expenses require $174,800 to be transferred in from the General Fund's fund balance to bridge an operational shortfall in the Recreation Fund. Please note that the recreation participant fees are generally paying for the direct expense of programs. However, the participant fees are not covering the indirect costs such as salaries and benefits of administrative City staff, administrative supplies, utilities, etc., which is contained in the *25-40 Non-Department Expense* of this Fund's budget and *25-90-905 Admin Service Charge*, which totals $161,900.

26- Special Revenue Fund- Parks.

Revenues. This Fund accounts for park-related impact fees revenues and park-related impact fee construction projects that add capacity to the City's park and trail system. The primary revenue associated with this Fund is impact fees collected for parks-related projects and grants. With the number building permits being issued in FY 2020 and FY 2021, the City has received more impact fees for projects. FY 2022 Budget estimates $134,000 of park impact fees will be collected and that an appropriation of $68,000 of fund balance will need to be appropriated to fund the projects that are being proposed in FY 2022.

Notable Expenses Funded. Notable expenses in this Fund include:

- *26-62-291 Capital Projects (Storage Building).* The Parks Department is in need of more storage for larger pieces of equipment. To create more storage space, the City would construct a building on the already existing foundation behind the Parks and Recreation building at Jeanie Stevens Park. This entire project (100%) is impact fee-eligible. Budget $80,000.
- *26-62-503 Trailhead Improvements (Trailhead at the Holmgren Nature Preserve and Trail).* There remain landscaping improvements and amenities that need to be completed at the trailhead for the *Holmgren Nature Preserve and Trail,* such as landscaping, benches, garbage cans, hard surface improvements, etc. This entire project (100%) is impact fee-eligible. Budgeted $65,000.
- *26-62-512 Impact Fee Updates.* The City Council adopted Ordinance No. 14-01 approving an impact fee facilities plan (IFFP) and Ordinance No. 14-02 approving impact fee analysis (IFA) in January 2014. It is time that the City evaluates and modifies the IFFP and IFA based upon the past five years and future projects. The City Council adopted Resolution No. 19-55 and Resolution No. 19-56, which approved professional services agreement with Zion Bank Public Finance and Jones and Associates to update the impact fee documents, which are occurring now. This project is impact fee eligible. Budget $8,000.
- *26-62-715 Acquisition of Water Shares.* With the development of the secondary water system, the City will need to acquire additional water shares within the Bear River Canal Company to expand the City's park system. It is proposed that the City continue to be active in purchasing water shares going forward. Budget $50,000.

28- Special Revenue Fund- Fire Department.

Revenues. The FY 2022 Budget estimates revenues associated with *28-35-596 Ambulance Mileage* and *28-35-598 Ambulance Fees* to total $1,620,000. However, two contra revenue line items are also anticipated to increase, namely *28-35-586 Bad Debt* (fees for services that the City cannot collect) and *28-35-591 Ambulance Write-Off* (the amount the City writes off as a result of accepting Medicare and Medicaid). The aforementioned contra revenue line items reduce this Fund's primary revenue source of *Ambulance Fees* and Ambulance Mileage. History has shown that *28-35-598 Ambulance Write-Off* is typically 30% of Ambulance Fees, and *28-35-586 Bad Debt* is typically 10% of Ambulance Fees and Ambulance Mileage. FY 2022 estimates that revenues and expenses require $105,2000 appropriation of fund balance to balance this budget.

In FY 2018, the budget separated revenues and expenses for fire and ambulance into departmental accounts. Expenses that are common for the fire and ambulance are accounted for in the Non-Departmental Expense Account. The clear division of revenue and expenses will allow the City Council to see the financial impact of fire and ambulance services directly.

Notable Revenue Sources. Notable revenue sources in this Fund are as follows:

- *28-39-950 Transfer from the General Fund.* The City is transferring funds from the General Fund to the Fire Fund associated with an increase in transient room tax, business licenses, and shifting the Emergency Manager position from the General Fund to the Fire Fund. The emergency manager's responsibilities are to be fulfilled by the Fire Chief. In total there is approximately $60,827 of monies that the General Fund is transferring to the Fire Department Fund for the aforementioned reasons.

  Additionally, the FY 2022 Budget is proposing increasing the property tax recipted into the General Fund for the purpose of funding a staffing increase to respond to the growing number of emergency calls as further described below in line item *28-52-100 Ambulance Wage (EMS Department).* The total staffing plan increase is $553,392, and the proposed property tax increase is $202,373. If a property tax increase is approved the General Fund will transfer over a total of $263, 200.

- *28-39-955 Transfer from Capital Equipment Fund.* Fund 41 Vehicle Equipment Capital Projects Fund was established to accumulate financial resources to ensure the timely replacement of vehicles and equipment for departments primarily in the General Fund and Special Revenue Funds. In order to provide more financial resources to the Fire Department Fund, FY 2022 Budget proposes the transfer of $74,000 to pay for pay for the debt service associated with the Fire Truck as further described in subsection below entitled *Debt Service Schedules- Fire Department Fund.*

Pay Line Items. With the FY 2022 Budget several pay line items have been consolidated and or moved. Below is a short summary of the various pay line items and the type of work performed that will be charged to these line items:

- *28-50-100 Admin Wages (Non-Departmental).* This line item includes the pay associated with the Fire Chief, Accounts Payable Clerk and Human Resource and Janitor's proportionate share in providing administrative support to the Fire & EMS Department. This line item also includes the Fire Chief and Fire Officer's pay. In total budget $127,000.
- *28-50-105 Building Wages (Non-Departmental).* This line item includes the pay associated with City employees that perform work remodeling or maintenance work on the fire station. Budget $3,000.
- *28-51-100 Fire Dept Wages (Fire Department).* This line item includes the pay associated with Hazmat Wages ($2,500); pay for Fire Drill & Training ($25,000); and Fire Repones & Fire Projects ($12,500). Budget $40,000
- *28-52-100 Ambulance Wage (EMS Department).* In 2019 the City Council engaged Brian Potts to perform a staffing analysis for the Fire Department to understand the emerging issue of the apparent need for additional EMT/Firefighter staffing for the growing number of EMS calls. The primary element of this staffing analysis was to evaluate the current labor model for meeting the growing demand for EMS calls. Essentially, the staffing analysis revealed that the current department labor model is straining paid-on-call employees to meet the growing call demands. The City hired a fulltime Fire Chief in FY 2021 to start the process of providing additional staffing. In the Spring of FY 2021 the Fire Chief recommended, the City Council amended the FY 2021 Budget to institute a staffing plan to have three Firefighters/EMT voluntarily sign-up to be on an on-call status for an evening shift and day shift. This on-call status did improve the staffing situation, yet still there were many on-call status shifts that were unfilled. The Fire Chief is recommending the hiring of 6 full-time firefighters/EMS employees to provide 24 hours and 7 days a week coverage. There will be 2 full-time employees and 1 part-time employee on shift, and this crew members will rotate every 48 hours. The total wages for this fire coverage is $341, 184, with benefits costing $212,208 being budgeted out of *28-*

52-130 Benefits. Additionally, this line item includes the pay associated EMS Training ($25,000) and EMS Response & EMS Projects ($27,000). The total budget for this line item is $393,500.

Notable Expenses Funded. Notable expenses in this Fund are as follows:

- *28-50-512 Impact Fee Updates and 10-54-512 Impact Fee Updates (Non-Departmental).* The City Council adopted Ordinance No. 14-01 approving an impact fee facilities plan (IFFP) and Ordinance No. 14-02 approving impact fee analysis (IFA) in January 2014. It is time that the City evaluates and modifies the IFFP and IFA based upon the past five years and future projects. The City Council adopted Resolution No. 19-55 and Resolution No. 19-56, which approved professional services agreement with Zion Bank Public Finance and Jones and Associates to update the impact fee documents, which are occurring now. Budget $3,000.
- *28-50-704 Improvement to Building Over $5,000 (Non-Departmental).* It is proposed that funds be appropriated to upgrade lighting and other improvements to the Fire Station. Budget $20,000.
- *28-51-292 Equipment Purchase- Grants (Fire Department).* TheFire Chief was able to obtain a $30,000 grant for personal protective equipment needed to fight wildland fires.- Budget $30,000.

Debt Service Schedules- Fire Department Fund. The following is debt service obligations associated with the Fire Department Fund:

- *Debt Service Payment.* On October 17, 2017, the City Council adopted Resolution No. 17-51, a lease-purchase agreement with Zions Bank for the purchase of a Rosenbauer Fire Truck and Zoll Defibrillators. Under a lease-purchase agreement, Zions Bank provides the cash to purchase the fire truck and defibrillators upfront. Thereafter, the City makes annual payments to Zions Bank to lease the fire truck defibrillators. By the end of the lease, the City has purchased the fire truck and defibrillators. The City paid approximately $266,000, from Fund 41 Capital Vehicle and Equipment Replacement Fund, for the fire truck chassis upon arrival at the apparatus plant to receive a $10,000 discount on the truck's purchase price.

  The principal amount borrowed for the lease-purchase agreement is $477,645 ($129,904 for the defibrillators and $347,740 for the fire truck), with $45,641 in interest paid for a total amount to be repaid to Zions Bank being $523,641. The lease-purchase agreement's maturity date is November 2023; however, there is no penalty for the early payoff of the lease-purchase agreement. As noted above, the principal debt amount attributed to the defibrillators is $129,904 or 27%, and to the fire truck, $347,740 or 73%. As such, the principal and interest amount are allocated to the respective fire departmental and EMS departmental accounts as follows for FY 2022:

2021- 2022 Fiscal Year Totals	$	82,167.12	$	5,047.34	$ 87,405.65
28-51-802 Debt Principal Payment (FIRE)	$	59,820.27	$	3,674.62	(FIRE) 28-51-851 Debt Interest Payment
28-52-802 Debt Principal Payment (EMS)	$	22,346.85	$	1,372.72	(EMS) 28-52-851 Debt Interest Payment
	$	82,167.12	$	5,047.34	

40- Capital Projects Fund.

Revenues. The revenues associated with the Capital Projects Fund are realized from past transfers from the General Fund and grant revenues. This year there is $25,000.00 being proposed for appropriation to fund the landscaping of the Jeanie Steven's Park park strip from grass to a more waterwise and diverse landscape.

The FY 2022 Budget does not include any projects for road reconstruction or chip seal of roads until after the roads have been cut and secondary water construction has been completed. It is proposed that the City reserve money for future roadwork by transferring what it would have spent in FY 2022 from the General Fund to Fund 40 and having the City Council specify the dollar amount of the transfer that is "assigned" to road projects. So far, the City Council has assigned or will assign the following amounts on Fund 40's balance sheet:

- FY 2019- $325,000
- FY 2020- $325,000
- FY 2021- $300,000
- FY 2022- $300,000

City staff will release the assignment when the funds are appropriated and spent in future fiscal years on road projects. The transfer is made through line item *40-39-900 Transfer in From General Fund*, with the amount being $300,000. There is a corresponding line item in *10-90-950 Transfer to the Capital Projects Fund*.

Notable Expenses Funded. Notable expenses in this Fund are as follows:

- 40-62-540 *Parks Capital Projects Fund.* This line item includes the cost associated with landscaping the Jeanie Steven's Park park strip. Currently the Jeanie Steven's Park park strip is comprised entirely of grass, without any other type of plant materials. As the City advocates water conservation and water wise landscapes, City staff recommends changing the grass park strip to a more water wise and diverse landscape. Park strips are comprised entirely of grass have high water requirements and are more difficult to irrigate efficiently due to their size and shape. Park strips comprised entirely of grass also lack plant diversity and limited seasonal interest. Tremonton City engaged Landmark Design, a licensed landscape architect to develop a landscape plan for the Jeanie Stevens Park park strip which uses plant materials that have low water requirements and adds plant diversity by using rock mulch, trees, shrubs, perennials, and ornamental grasses irrigated with a drip system. Budget $25,000.

41- Vehicles Equipment Capital Projects Fund.

Revenues. Fund 41 Vehicle Equipment Capital Projects Fund was established to accumulate financial resources to ensure the timely replacement of vehicles and equipment for departments primarily in the General Fund and Special Revenue Funds. The replacement of vehicles and equipment for the utility departments is realized from their respective enterprise fund's financial resources. The revenues associated with the Vehicle Equipment Capital Projects Fund are obtained from past transfers from the General Fund. The FY 2022 Budget appropriates $389,000 associated with the purchase of vehicles and capital equipment.

Notable Expenses Funded. Notable expenses in this Fund are as follows:

- *41-44-560 Street Department Equipment (Street Sweeper).* The City currently owns and operates a 2008 Johnston Street Sweeper, which has function well; however, the street sweeper is 13 years old and is becoming less reliable. The Public Works Director recommends that the City trade the existing street sweeper in and purchase a new street sweeper. The previous street sweeper was also 13 years when the City replaced it. Budget $215,000.
- *41-44-560 Street Department Equipment (Public Works Complex Generator).* In 2017 the City budgeted funds to install generators at the Senior Center, Food Pantry, and Civic Center Complex (Police Station, Fire Station, and City Offices). Several years ago, the City installed a transfer switch to accommodate a generator at the Public Works Complex, but the City has yet to install the generator. In an emergency, a generator would aid in providing or restoring utility services to the residents. The Public Works Complex has also been designated as the second alternate facility for the Emergency Operations Center, as contained in Resolution No. 12-49. For all these reasons it is proposed that a generator be purchased for the Public Works Complex. Several City departments operate out of the Public Works Complex, which includes but is not limited to the following departments: Streets, Water, Wastewater, Sewer, and Storm. As such, it is proposed that these multiple funds contribute a proportion of the estimated $70,000 expense for the generator as follows:
    - *41-44-560 Street Department Equipment* – Budget $40,000
    - *51-70-706 Equipment Greater than $5,000 (Water Fund)* – Budget $11,800
    - *52-72-706 Equipment Greater than $5,000 (Wastewater Treatment)* – Budget $14,500
    - *54-71-706 Equipment Greater than $5,000 (Sewer Collection)* – Budget $1,700
    - *55-40-706 Equipment Greater than $5,000 (Storm Drain)* – Budget $1,900
- *41-48-560 Equipment (4-wheeler for Parks).* The Parks Department has worn out its current 4-wheeler, which it uses for prepping baseball fields and pushing snow on 4' sidewalks at Library Park, Stevens Park, and North Park, and as a utility vehicle for park maintenance. The Parks Department Director is recommending that it be replaced. Budget $10,000
- *41-51-560 Civic Center Equipment (Audio/Visual System Council Chambers).* The current Audio/Visual set-up in the Council Chambers is outdated and needs an upgrade. It has been about eight years since the City invested in upgrading the audio/visual system within the City Council Chambers. One of the televisions in the back of the Chambers has not worked with the system for several months, along with a piece of equipment used to allow other devices to connect and project onto the televisions. The City received a proposal to upgrade the Council Chamber's audio/visual system from a company that works and integrates with the City's current recording software, Technology Providers, Inc. (TPI), out of Salt Lake. Specifically, their proposal included four new, larger televisions, making it easier for the Council and audience to see what is being presented on the television

screens. Councilmember Rohde also proposed having at least one of those televisions be a Smart TV so Councilmembers and presenters could easily project their device on the televisions for everyone to see. The proposal also included new microphones mounted in the ceiling for better sound, a camera placed on the ceiling in the back of the room for a better picture when holding Zoom meetings and live streaming to YouTube, and new updated sound equipment (mixer, amp, etc.). The Justice Court has been holding court via WebEx and will be for the foreseeable future. These upgrades would help them, as the Judge is currently using his laptop to hold those proceedings and cannot project to the televisions. The Tremonton City Council is the governing body for all of the utility funds. As such, it is proposed that utility funds contribute a proportion of the estimated $60,000 expense for the audio/visual system as follows:

- *41-51-560 Civic Center Equipment* – Budget $30,000, which is 50%
- *51-70-706 Equipment Greater than $5,000 (Water Fund)* – Budget $11,800, which is 19.7%
- *52-72-706 Equipment Greater than $5,000 (Wastewater Treatment)* – Budget $14,500, which is 24.2%
- *54-71-706 Equipment Greater than $5,000 (Sewer Collection)* – Budget $1,700, which is 2.9%
- *55-40-706 Equipment Greater than $5,000 (Storm Drain)* – Budget $1,900, which is 3.2%

42- Transportation Capacity Capital Projects Fund.

The revenues associated with the Transportation Capacity Capital Projects Fund are realized from past transfers from the General Fund and grant funds awarded from the Box Elder County Transportation Corridor Fund associated with the acquisition of right-of-way. This year the budget is only proposing undertaking the acquisition of right-of-way that the City secured from the Box Elder County Corridor Preservation Fund. The Box Elder County Corridor Preservation Fund provides reimbursement of expenses like engineering, surveying, and appraisals. On April 21, 2021, the Box Elder County Commission approved $505,000 in grant funds for corridor acquisition project from the Corridor Fund. Additionally, $20,000 is being proposed for appropriation from the fund balance for the impact fee study.

Notable Expenses Funded. Notable expenses in this Fund are as follows:

- *42-51-320 Engineering; 42-51-330 Legal; and 42-51-370 Other Professional & Technical.* The Box Elder County Corridor Preservation Fund provides reimbursement funds, including professional and technical services, and requires some expenses to occur before applying for the funds, like engineering, surveying, and appraisals. Cumulatively for all three-line items budget $24,500
- *42-51-512 Impact Fee Update.* The City has engaged Horrocks Engineering and Zions Bank Public Financing to prepare a preliminary impact fee facility plan to assist Tremonton City in determining the feasibility of Tremonton City enacting a transportation impact fee. This preliminary impact fee facilities plan will indicate if an impact fee for transportation is feasible, based upon projected spending for transportation facilities and anticipated growth. This is an impact fee eligible project if the City Council ends up adopting impact fees for transportation. Budget $20,000.
- *42-51-550 Acquisition of ROW.* The City is working to acquire right-of-way according to the City's transportation plan. In some cases, the City can apply to the County and use the Corridor Preservation Fund. Consistent with Resolution No. 21-05, which is Tremonton City's project priority list for Box Elder County Local Transportation Corridor Preservation Fund, City staff submitted the following corridor preservation applications, which include:

    - BR Mountain Road (200 North) from 2915 West to 2630 West;
    - BR Mountain Road (200 North) from 2300 West to 2000 West
    - 2000 West from BR Mountain Road to Main Street

  In both applications, the City is requesting that the developer contribute their proportionate share of the land associated with the corridor. More specifically, developers would be contributing a collector road width of sixty-six feet, which is the portion of the corridor that the City believes it can exact with the approval of a subdivision and site plan permit. Tremonton City will purchase through granted monies from the Local Transportation Corridor Preservation Fund the increase of right-of-way from a collector road width (66' feet) to a minor arterial road width (80' feet). Maps are shown below that show the areas of the roads that the City would be responsible for. The City has received Box Elder County Corridor Funds in the amount of $505,000 to undertake the aforementioned projects. Budget $505,000.

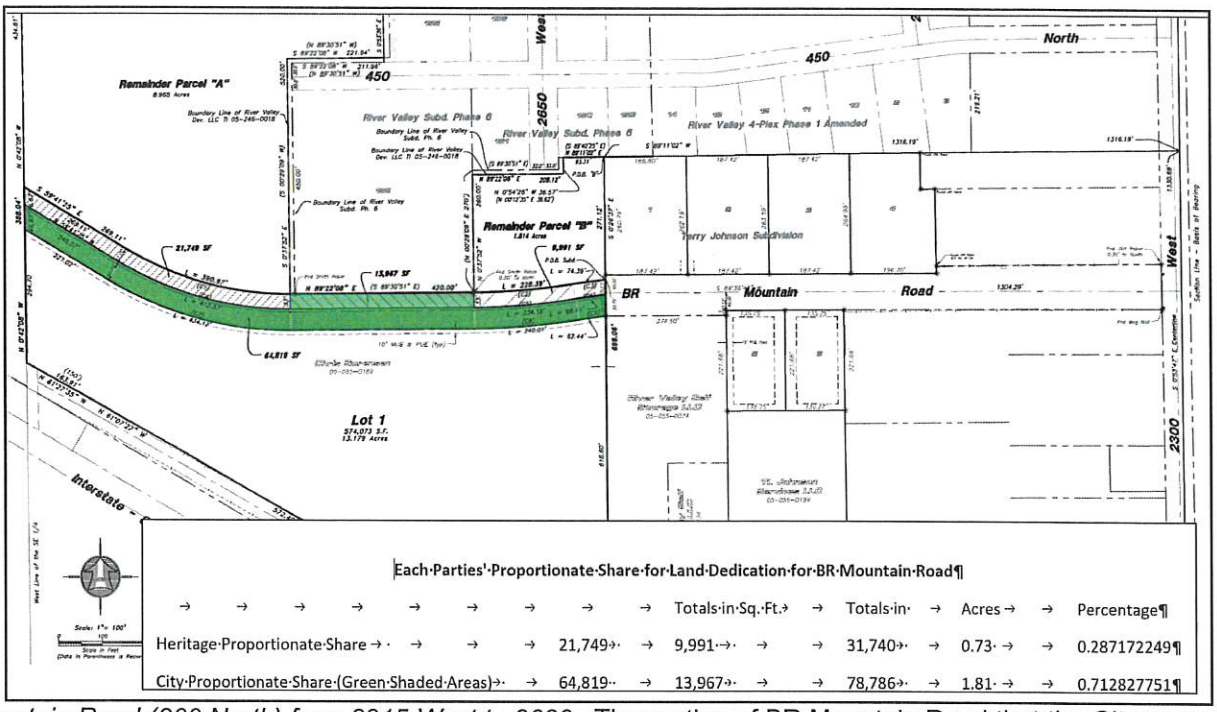

BR Mountain Road (200 North) from 2915 West to 2630. The portion of BR Mountain Road that the City cannot exact from developers and for which the City would be responsible for acquiring is shown in green and totals 1.81 acres. The City is estimating that the expenses for FY 2022 for this acquisition would be $350,000, which would be reimbursed to the City through the Box Elder County Corridor Preservation Fund. Budget $350,000.

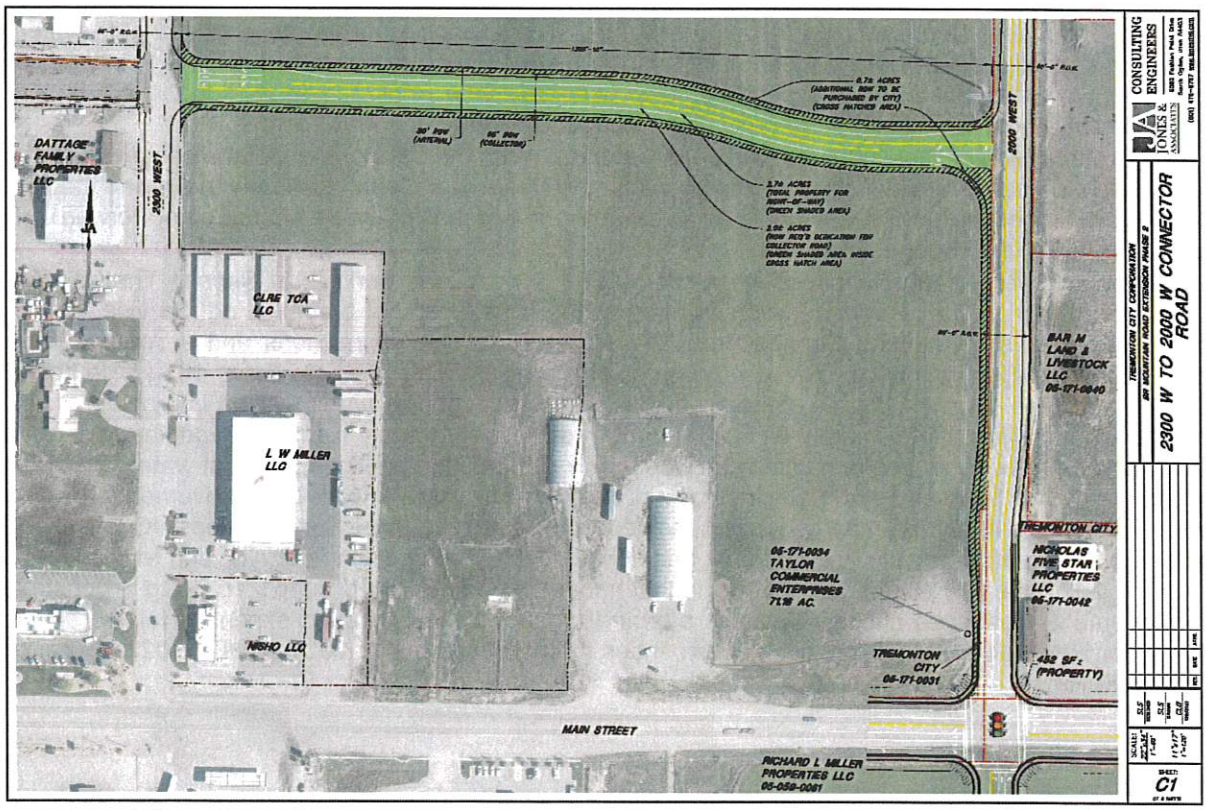

BR Mountain Road (200 North) from 2300 West to 2000 West & 2000 West from BR Mountain Road to Main Street. The City portion of BR Mountain Road and 2000 West that the City cannot exact from developers and for which the City would be responsible for acquiring is shown with cross-hatching and totals 0.7 acres. The City is estimating that the expenses for FY 2022 for this acquisition would be $155,000, which would be reimbursed to the City through the Box Elder County Corridor Preservation Fund. Budget $155,000.

51- Water Utility Fund.

Revenues & Expenses. The estimated revenues and expenses for FY 2022 Budget require $3,422,100 to be appropriated from reserves, which are attributed to significant capital expenses that are detailed further in the Notable Expenses described below.

Notable Expenses Funded. Notable expenses in this Fund are as follows:

- *51-70-204 BRWCD (Culinary Water).* It is anticipated that Tremonton City will need to purchase more water from the Bear River Water Conservancy District to assist the City during the outdoor irrigation season. Budget $100,000.
- *51-70- 512 Impact Fee Updates (Culinary Water) & 51-80-512 Impact Fee Updates (Secondary Water).* The City Council adopted an impact fee facilities plan (IFFP) and impact fee analysis (IFA) in January 2014. It is time that the City evaluates and modifies the IFFP and IFA based upon the past four years and future projects. The City Council adopted Resolution No. 19-55 and Resolution No. 19-56, which approved professional services agreement with Zion Bank Public Finance and Jones and Associates to update the impact fee documents, which are occurring now. This project is impact fee eligible. Budget $10,500 and $10,500, respectively.
- *51-70-570 Water Meter Replacement (Culinary Water).* There has been $200,000 appropriated for the City's ongoing effort to replace water meters and change out meters for the base meters. This project is <u>not</u> impact fee eligible. Budget $200,000.
- *51-70-706 Equipment Greater than $5,000* (Generator & *Audio/Visual System Council Chambers*). As explained in the budget summary contained in Fund 41 of this memo, the FY 2022 Budget appropriates funds to purchase a generator for the Public Works Complex and upgrade the Audio/Visual System in the City Council Chambers. The Water Fund receives a benefit from these pieces of equipment. As such, it is proposed that utility funds contribute a proportion of the estimated $60,000 expense for the generator and $60,000 expense for the audio/visual system. The Water Fund's proportionate share of the estimated $120,000 is $23,600, which is 19.7% of the budgeted expense. Budget $23,600.
- *51-80-170 Water Meter Purchases (Secondary Water).* As you know, the secondary water system will be constructed with water meters. The City already has a good inventory of Secondary Water Meters. Budget $50,000.
- *51-80-560 Secondary Depreciation (Secondary Water).* The expansion of the secondary water system includes an increase in depreciation to replace these assets in the future. The City has spent approximately $2,918,092 for the construction of Service Area 3 and pending construction Service Area 5, and as such, there is a corresponding increase in the amount to budget for depreciation. Budget $96,000.
- *51-80-715 Acquisition of Water Shares (Secondary Water).* With the development of the secondary water system, the City will need to acquire additional water shares within the Bear River Canal Company to expand the secondary water system. It is proposed that the City continue to be active in purchasing water shares going forward. This project is <u>not</u> impact fee eligible. Budget $100,000.
- *51-80-750 Secondary Water Construction and 51-80-752 Construction Bond 2021 Series.* The City has secured the *2021 Series Water Revenue Bonds,* which will finance the construction of the following: Service Area 5, serving 550 service connections; expanding Service Area 2, adding 95 service connections and serve a 304-unit apartment complex; and construct the Service Area 4 pump station and installing mains to serve 45 service connections and a 150-unit townhome complex. Some of the specific pressurize secondary water system improvements include but are not limited to installing approximately 37,500 linear feet of PVC secondary water pipe ranging in sizes from 6" to 10" with associated appurtenances and incidental work. The construction and installation of water laterals, water meters, two pump stations, telemetry work, electrical work, and other necessary work or improvements to make operational Service Areas #2, #4, and #5 may be located inside or outside of the three Service Areas. Other ancillary expenses associated with making Service Areas #2, #4, and #5 include railroad crossing permits; and fencing for pump stations. On April 6, 2021, the City awarded a contract in the amount of $3,783,357 to Rupp's Trucking to construct the majority of improvements described above. Below is a table that shows the estimated expenses for the $4.4 million Series 2021 Water Revenue Bond, which includes expenses that will occur in FY 2021 and FY 2022. For FY 2022 Budget $3,653,355.

Estimated Timing of Expenses in FY 2021 and 2022 for the $4.4 million Series 2021 Water Revenue Bond

March 2020- February 2021	Amount
Design Engineering Service Areas #2, #4, and #5	$29,472

April- June 2021	Amount
Bond Counsel Fees - Zions	$20,000
Chapman and Cutler Bond Counsel Fees	$6,500
Construction of Services Area #2, #4, and #5	$308,893
Construction of Services Area #2, #4, and #5	$563,109
Construction Management (Jones Engineering)	$27,000
Railroad Crossing Permit	$5,755
Railroad Crossing Flaggers	$29,653
Total Expenses Estimated in FY 2021	**$990,382**

July- September 2021	Amount
Construction of Services Area #2, #4, and #5	$1,503,508
Construction Management (Jones Engineering)	$5,000
Rupps Change Orders and contingencies	$267,000

October- December 2021	Amount
Construction of Services Area #2, #4, and #5	$1,407,847
Construction Management (Jones Engineering)	$5,000

January- March 2022	Amount
Electrical & SCADA for Pump Stations	$150,000

April- June 2022	Amount
Fencing for Pump Stations	$15,000
Secondary Water Meters	$300,000
Total Expenses Estimated in FY 2022	**$3,653,355**
Grand Totals	**$4,643,737**

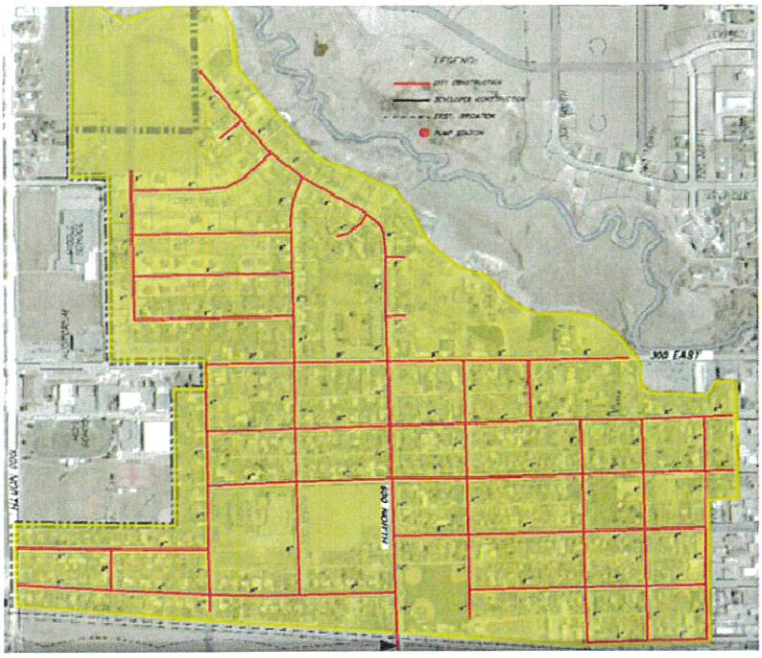

Location Map Service Area 5. Service Area 5 project is generally located from 150 West, eastside of railroad tracks, with the Malad River forming the east boundary and 1000 North being the north boundary to Main Street being the south boundary.

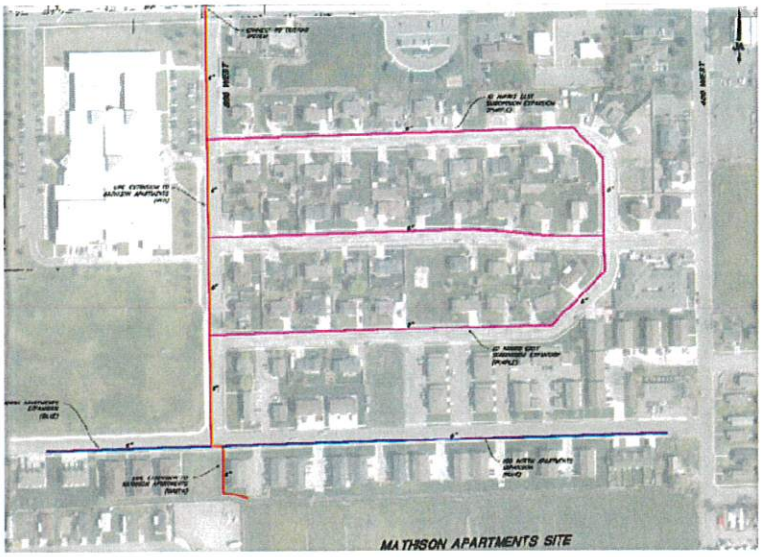

Location Map Service Area 2. Service Area 2 expansion project is generally located between 800 West and 400 West, 800 West being the west boundary and 400 West being the east boundary, and between 600 North and 300 North, 600 North being the north boundary and 300 North being the south boundary.

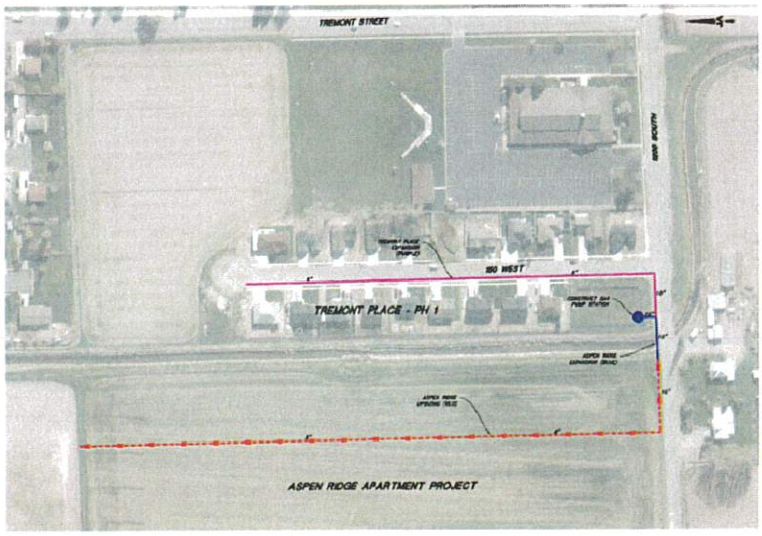

Location Map Service Area 4. Service Area 4 (phase 1 of service area 4) the project is generally be located between 900 South and Rocket Road, 900 South being the north boundary and Rocket Road being the south boundary, and between 200 West and Tremont Street, 200 West being the west boundary and Tremont Street being the east boundary.

Debt Service Schedules- Water Fund. The following is debt service obligations associated with the Water Fund:

- *Debt Service Payment.* Over the years, the City has issued two water revenue bonds used to construct a Secondary Water System. Below is a summary of the debt service requirements associated with the Debt Service payments for each water revenue bond issuance. The City has pledged water revenues as the source of repayment to the bondholder.

    - *2019 Series Water Revenue Bonds.* In 2019, the City borrowed funds from JP Morgan Chase to construct a secondary water pump station and distribution system for Service Area 3. In total, the City borrowed $3.4 million in principle, with $765,441 being paid in interest for a total amount to be repaid to being $4,165,441.01. The maturity date of the revenue bonds is June 15, 2034. The principal and interest to be paid for FY 2022 are $211,000 in principle and $80,600 in interest.
    - *2021 Series Water Revenue Bonds.* In 2021, the City borrowed funds from JP Morgan Chase to construct a secondary water pump station and distribution system for Service Area 5, a pump and portion of distribution lines for Service Area 4 and distribution lines in Service Area 2. In total, the City borrowed $4.4 million in principle, with $843,789 being paid in interest for a total amount to be repaid to being $$5,243,789. The maturity date of the revenue bonds is May 15, 2036. The principal and interest to be paid for FY 2022 are $239,000 in principle and $110,500 in interest.

52- Treatment Plant Fund.

Revenues. The estimated revenues and expenses for FY 2022 Budget require $34,800 to be appropriated from reserves, which are attributed to significant capital expenses that are detailed further in the Notable Expenses described below.

The City is anticipating that Garland City's Wastewater Treatment Plant will be operating by December 2021, and the City will no longer be receiving influent from Garland City. The FY 2022 Budget is budgeting only 50% of the revenues that it is historically received from Garland City for wastewater treatment, which amounts to $115,000.

Notable Expenses Funded. Notable expenses in this Fund are as follows:

- *52-72-600 Treatment Plant Depreciation.* With the Wastewater Treatment Plant upgrades comes new equipment that needs to be considered in the depreciation calculation. Specifically, this new and additional equipment includes pumps, dewatering screw, screen & generator-electrical-SCADA, basins, and yard piping. The historical depreciation amount has been $200,000, and the new depreciation amount is $352,000. Budget $352,000.
- *52-72-706 Equipment Greater than $5,000 (Generator & Audio/Visual System Council Chambers).* As explained in the budget summary contained in Fund 41 of this memo, the FY 2022 Budget appropriates funds to purchase a generator for the Public Works Complex and upgrade the Audio/Visual System in the City Council Chambers. The Wastewater Treatment Fund receives a benefit from these pieces of equipment, and as such, it is proposed that utility funds contribute a proportion of the estimated $60,000 expense for the generator and $60,000 expense for the audio/visual system. The Wastewater Treatment Fund proportionate share of the estimated $120,000, is $29,000, which is 24.2% of the budgeted expense. Budget $29,000.
- *52-72-712 Aerotor-Bearing/Chain Replacement. Wastewater is treated by and through a mechanical process. More specifically, the Tremonton Wastewater Treatment Plant uses Aerotor that includes bearings, chains, spockets, and discs (mechanical equipment) that provide oxygen into a treatment basin to create an environment where microorganisms biologically treat the wastewater. The Aerotors' bearings, chains, and sprockets have failed and oxygen is being provided to the treatment basin via temporary equipment that is being rented. The replacement of the Aerotor's bearings, chains, and sprockets commenced in FY 2021 by ordering of the equipment and is schedule to conclude with installation in FY 2022. Below is a table that shows the expense that is anticipated to incur in the respective fiscal year. Budget $750,000.*

Estimated Timing of Expenses in FY 2021 and 2022 for STM Rotor Replacement Prc

Fiscal Year 2021	Amount	
Greer's Hardware	$	95.67
Golden Spike Electric	$	3,816.11
Home Depot	$	439.12
Temporary Aerator Rental ($15,00 per month)	$	33,680.00
Total Expenses Estimated in FY 2021	**$**	**38,030.90**

Fiscal Year 2022	Amount	
Aeration Industries International July '21	$	15,090.00
Aeration Industries International September '21	$	15,090.00
Westech July '21	$	137,714.40
Westech September '21	$	137,514.30
Westech September '21	$	6,928.00
Westech September '21	$	9,530.00
Golden Spike Automation Inc	$	9,321.16
Zions Bankcard	$	516.82
30% of Equipment Cost- Due at Ordering	$	101,714.40
30% of Labor to Install Equipment	$	58,935.00
30% of Equipment Cost- Due at Manufacturing	$	119,715.00
40% of Equipment Cost- Due at Installation	$	160,000.00
Labor for Installation- Due at Completion	$	137,515.00
Contingencies	$	117,102.62
Temporary Aerator Rental ($15,000 per month)	$	15,000.00
Estimates plus actuals - need to back out actuals for total number	$	1,041,686.70
Total Expenses Estimated in FY 2022	**$**	**750,000.00**
Grand Totals	**$**	**788,030.90**

- *52-72-854 Influent Screen.* The existing influent screen was installed in 2003 and has only received maintenance and minor repairs. The City has a depreciation schedule for the screen of 10 years, which this piece of equipment has exceeded the expected life. This replacement of the influent screen started in FY 2021, but the acquisition and installation of the screen has been delayed likely due to COVID-19. It is not anticipated that the screen will be finished in FY 2021, and as such it is proposed that the City budget $200,000 needed to complete this project. Budget $200,000.
- *52-73-460 Plant Sludge Removal.* In the recent past, the City has annually had to hire a contractor to grind all the wood that has been deposited at the City's compost facility. This year there is no wood to grind, but the City will need to rent a screen to screen all the compost. Budget $20,000.
- *52-73-540 Equipment Purchase.* Annually, the City trades in its skid-loader and purchases a new skid-loader. The skid-loader is used at the public works complex to load compost into pickup trucks for paying customers. The amount to purchase a new skid-loader is $9,000. Budget $9,000.
- *52-73-802 End Loader.* The City entered into a 4-year lease agreement for a frontend loader for the City's compost operations for turning piles at the compost facility. The annual lease payment is $17,200. Budget $17,200.

54- Sewer Fund.

Revenues & Expenses. The FY 2022 Budget estimates revenues and expenses equal without any appropriation from reserves.

Notable Expenses Funded. Notable expenses in this Fund are as follows:

- *54-71-513 Update Impact Fees.* The City Council adopted Ordinance No. 14-01 approving an impact fee facilities plan (IFFP) and Ordinance No. 14-02 approving impact fee analysis (IFA) in January 2014. It is time that the City evaluates and modifies the IFFP and IFA based upon the past five years and future projects. The City Council adopted Resolution No. 19-55 and Resolution No. 19-56, which approved professional services agreement with Zion Bank Public Finance and Jones and Associates to update the impact fee documents, which are occurring now. This project is impact fee eligible. Budget $8,500.
- *54-71-706 Equipment Greater than $5,000* (*Generator & Audio/Visual System Council Chambers*). As explained in the budget summary contained in Fund 41 of this memo, the FY 2022 Budget appropriates funds to purchase a generator for the Public Works Complex and upgrade the Audio/Visual System in the City Council Chambers. The Sewer Fund receives a benefit from these pieces of equipment, and as such, it is proposed that utility funds contribute a proportion of the estimated $60,000 expense for the generator and $60,000 expense for the audio/visual system. The Sewer Fund proportionate share of the estimated $120,000 is $3,400, which is 2.9% of the budgeted expense. Budget $3,400.
- *54-71-750 Sewer Construction* East Main Street of Sewer Line Upsize. The Public Works Director and City Engineer have been planning to construct upsizing the Main Street sewer line Project No. 3 as detailed in the Tremonton City Impact Fee Facility Plan, which will upsize the existing sewer collection line within East Main Street (SR-102), from the Malad River to approximately 1150 East to accommodate growth within this area. The City Council adopted Resolution No. 19-19, extending the period of time for the City to expend or encumber sanitary sewer collection impact fee and establishing October 15, 2022, an absolute date by which the impact fees will be expended. Budget $600,000.

55- Storm Drain Fund.

Revenues & Expenses. The FY 2022 Budget estimates revenues and expenses require $72,600 to balance.

Notable Expenses Funded. Notable expenses in this Fund are as follows:

- *55-39-755 Impact Fee Reimbursement for Harvest Acres Reginal Storm Drain Pond.* Following the City's Pre-Annexation Agreement for the Hansen Annexation adopted with Resolution No. 20-39, the City committed to reimburse the Developer for land and water shares dedicated to the City needs for the construction of a regional storm drain pond. More specifically, the Harvest Acres Regional Storm Drain Basin is a system improvement for which impact fees are being collected, and as such, the City shall reimburse the Developer $20,000 per acre for 3.1 acres that the Developer has previously conveyed to the City and 3.1 shares in the Bear River Canal Company necessary for the irrigation of the Regional Storm Drain Basin that has already been conveyed to the City. The City shall reimburse the Developer $5,000 per water share. The Developer has already agreed as payment for the 3.1 acres of real property and 3.1 shares in the Bear River Canal Company to be reimbursed from storm drain impact fees collected from the Harvest Acres Development. There is no date certain for reimbursement, other than that the City shall first remit payment of stormwater impact fee received from the Harvest Acres Development within thirty (30) days from receipt of stormwater impact fees until the total reimbursement amount for the 3.1 acres of real property and 3.1 shares in the Bear River Canal Company is reimbursed in full to the Developer. This line item is not an expense but is a contra revenue amount which is shown as a negative amount in a revenue line item to reduce the impact fee revenue. Budget - $15,000.
- *55-39-755 Impact Fee Reimbursement for Harvest Acres Reginal Storm Drain Piping.* In accordance with the City's Pre-Annexation Agreement for the Hansen Annexation adopted with Resolution No. 20-39, the City committed to reimburse the Developer for a regional stormwater piping upsizing. More specifically, consistent with Section 2.05.020 of the Tremonton City Land Use Code, the City will either pay or reimburse the Developer the incremental pipe and construction costs to upsize the stormwater piping for any pipe size greater than eighteen (18) inches, which would be considered a system improvement. The Developer has already agreed as payment for the upsizing in piping and increased cost associated with constructing the upsize in piping to be reimbursed from storm drain impact fees collected from the Harvest Acres Development. There is no date certain for reimbursement, other than that the City shall first remit payment of stormwater impact fee received from the Development within thirty (30) days from receipt of stormwater impact fees until the total reimbursement amount for the upsize in piping and increased cost associated with the construction of the upsize in piping is reimbursed in full to the Developer. This line item is not an expense but is a contra revenue amount which is shown as a negative amount in the revenue line item to reduce the impact fee revenue. Budget -$5,000.

Harvest Acres Regional Storm Drain Pond- is the area illustrated as the dark shade of green.

- *55-40-502 Impact Fee Updates.* The City Council adopted Ordinance No. 14-01 approving an impact fee facilities plan (IFFP) and Ordinance No. 14-02 approving impact fee analysis (IFA) in January 2014. It is time that the City evaluates and modifies the IFFP and IFA based upon the past five years and future projects. The City Council adopted Resolution No. 19-55 and Resolution No. 19-56, which approved professional services agreement with Zion Bank Public Finance and Jones and Associates to update the impact fee documents, which are occurring now. This project is impact fee eligible. Budget $9,000.
- *55-40-706 Equipment Greater than $5,000* (*Generator & Audio/Visual System Council Chambers*) As explained in the budget summary contained in Fund 41 of this memo, the FY 2022 Budget appropriates funds to purchase a generator for the Public Works Complex and upgrade the Audio/Visual System in the City Council Chambers. The Storm Drain Fund receives a benefit from these pieces of equipment, and as such, it is proposed that utility funds contribute a proportion of the estimated $60,000 expense for the generator and $60,000 expense for the audio/visual system. The Storm Drain Fund proportionate share of the estimated $120,000 is $3,800, which is 3.2% of the budgeted expense. Budget $3,800.
- *55-40-715 Acquisition of water shares.* With the development of the secondary water system, the City will need to acquire additional water shares within the Bear River Canal Company for irrigating storm drain basins. It is proposed that the City continue to be active in purchasing water shares going forward. Budget $50,000.
- *55-40-750 Storm Drain Construction.* There is no particular project identified for storm drain projects, but it would be well to have some funds appropriated to address issues that arise during this Fiscal Year. Budget $50,000.

71- RDA District #2 Fund- Downtown.

Revenues. As you know, the RDA and taxing entities have adopted interlocal agreements, which allow the Tremonton City RDA to receive 75% of the new increment in the Tremont Center Community Development Area for 15 years or up to a maximum of $4.3 million, whichever occurs. However, in the Sixth 2020 Special Session, the Utah Legislature, through Senate Bill 6001, enacted "The Covid-19 Emergency Extension" on August 31, 2020, which authorizes an Agency to consider extending the collection of tax increment for two years if the RDA determines conditions resulting from Covid-19 will likely impact the implementation of a Project Area. The Agency has determined that the conditions resulting from the Covid-19 Emergency will likely delay the Agency's implementation of the Tremont Center CDA as more specifically stated in Resolution RDA 20-11 adopted by the Tremonton RDA on December 15, 2020. Nothing contained in The Covid-19 Emergency Extension allows the Agency to increase the capped amount or percentage of tax increment the RDA is authorized to receive. Since the adoption of Resolution RDA 20-11, the RDA is now authorized to receive 75% of the new increment in the Tremont Center Community Development Area for 17 years or up to a maximum of $4.3 million, whichever occurs.

The tax increment will be used to improve Main Street and onsite improvements to the Tremont Center Site. The Tremont Center Community Development Project Area is located along Main Street from approximately 730 West to approximately 200 East, covers 73.7 total acres, and includes 109 parcels that account for 60.3 acres of the total 73.7 acres, with the remaining acreage belonging to roads, rail, and alleyways. The Tremont Center is shown on the map below.

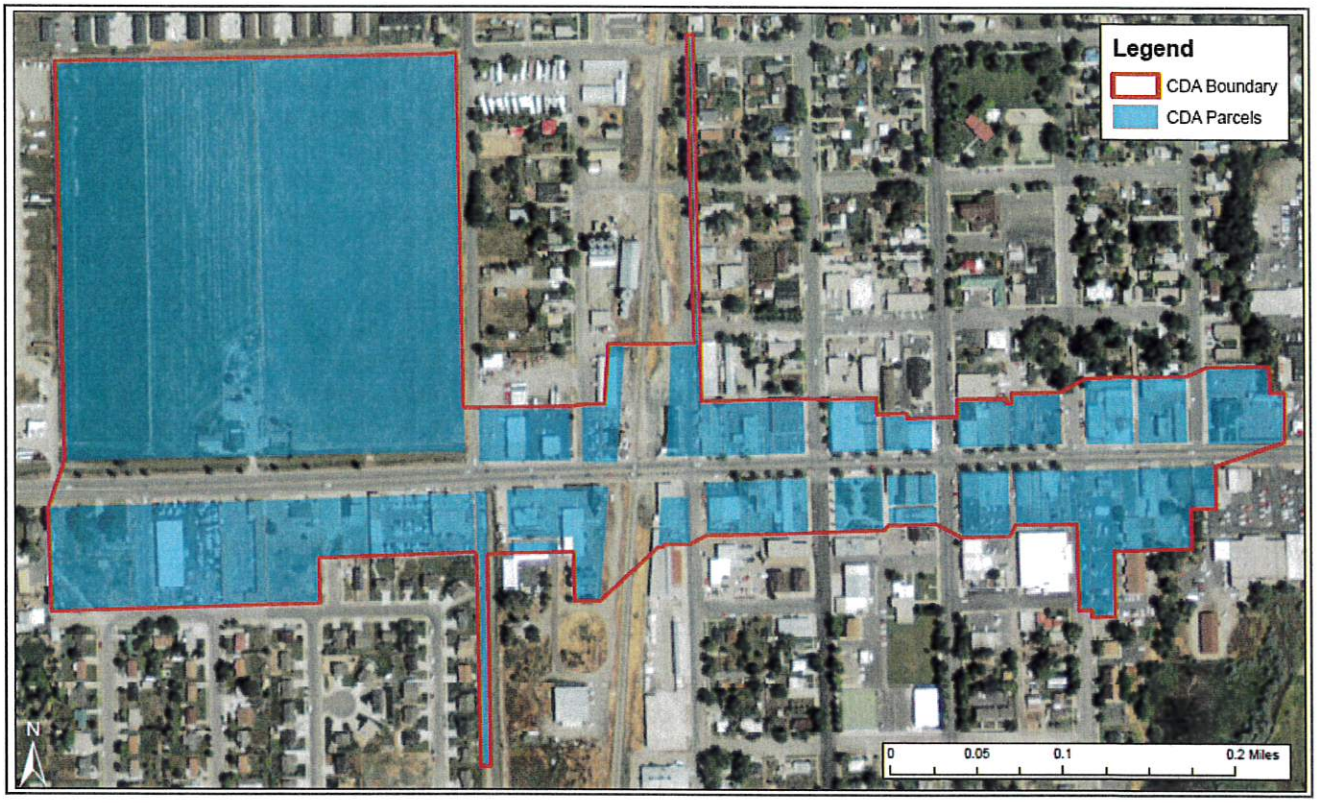

The Tremont Center is an expanding development, and the County Accessor determines the taxable values as of January 1 of each year. Taxable values include buildings that are partially constructed. The RDA anticipates that the maximum tax increment received by the RDA will be $300,000 for the upcoming Budget. According to Resolution Number RDA 19-03, the Tremont Center Community Development Project Area's tax increment will be used to reimburse the developer in the near future.

In the meantime, if the RDA wants to undertake projects, it may do so but will need to receive either contributions or grants. Specifically, on September 6, 2016, the City Council discussed the possibilities of providing financial resources to the Agency either: 1) by interfund loan, which would be a formal loan, and interest charged to the Agency or 2) by capital contribution, an informal loan of funds where ultimately no interest is calculated or charged. On September 20, 2016, the City Council adopted Resolution No. 16-46, which authorized from time to time through the budget process to provide the Agency with capital contributions so that the Agency may approve the commencement of improvement projects ahead of the Agency having available Tax Increment. In Resolution No. 16-46, the City Council requests reimbursement of the capital contributions, starting from the Fiscal Year 2016, without interest by the Agency if there is sufficient Tax Increment to reimburse said capital contributions. On September 20, 2016, the Agency adopted Resolution No. RDA 16-11 accepting capital contributions into Fund 71- RDA District #2 Fund- Downtown to facilitate improvement projects within the Tremont Center Community Development Project Area's boundary. The Agency also declared its intent to reimburse, without interest, the City for capital contributions and disclose such capital contributions in this annual report. In FY 2022, it is proposed that the City appropriate $39,500 in Fund Balance to undertake these projects.

Notable Expenses Funded. Notable expenses in this Fund are as follows:

- *71-81-620 Façade Grant & 71-81-621 Sign Grant (Historic Preservation).* City Staff & Historic Commission submitted for and received $9,000 for a Certified Local Government (CLG) grant for historic restoration. This grant does require a 1:1 match. In order for properties to be eligible for these restoration funds, the property has to be listed on the National Register. The creation of the Historic District listed on the National Register would allow for more properties to be eligible for this restoration grant. There is a corresponding revenue line item in 10-34-420 from the state funds and *10-52-461 CLG Grant (Historic Preservation).* It is proposed that the RDA provide matching funds for any property that receives a grant within the boundaries of the Tremont Center CDA. Budget $15,000
- *71-81-622 Public Realm Enhancement 10-73-480 Arts Council (Community Events).* It is proposed that the RDA Board budget funds to undertake public realm enhancement project. No specific public realm project has been identified as of yet. Budget $25,000.

- *71-81-625 Tremont Center Primary Improvements.* On April 16, 2019, the RDA adopted Resolution RDA 19-03, a property tax increment reimbursement agreement between the Agency and Tremont Center, LLC, for infrastructure improvements. The reimbursement agreement essentially grants 100% of the tax increment to Tremont Center, LLC, for what this Agreement identifies as Developer Primary Improvement up to a maximum amount of $1,884,000 or actual costs of the Primary Improvements, whichever is less. Also contained within Resolution RDA 19-03 is the Agency's commitment to participate in the Primary Improvement of Demolition of Homes, which included the acquisition of homes, demolition of homes, and re-engineering the second entrance of the Tremont Center Site on Main Street. The Agency completed its commitment to demolish the homes and re-engineer the second entrance of the Tremont Center Site. The amount of the Agency's participation in these aforementioned improvements was $350,000. In return, the Developer reduces its previously approved Primary Reimbursement Cap by $350,000, from the previous amount granted in Resolution RDA 16-02 of $2,234,000 to $1,884,000 stated in Resolution No. 19-03. After the Agency reimburses the Developer $1,884,000 or actual costs of the Primary Improvements, whichever is less, the Agency is eligible to receive reimbursement from tax increment for Primary Improvements of $350,000 for the demolition of the homes, before the Developer may receive reimbursement for Developer Secondary Improvements. The reimbursement of Secondary improvements agreed to in Resolution RDA 19-03 grants 50% of the tax increment in a given year to Tremont Center LLC for what this Agreement identifies as Developer Secondary Improvements up to a maximum amount of $234,000 or for the actual costs of the Secondary Improvements, whichever is less, with the Agency retaining the other 50% of the tax increment for Secondary Improvements in a given tax year. Budget $300,000 for reimbursement of Primary Improvements to the Developer.

73- RDA District #3- West Liberty.

Tremonton City Redevelopment Agency's obligation to reimburse West Liberty Foods and Millard Refrigeration was completed with its last payment in the spring of 2018. The only revenue that will be realized in this Fund into the future is the appropriation of Fund Balance to undertake moderate-income housing projects, interest from the Fund's 73 reserves, and possible grants associated with moderate-income housing projects. This year it is proposed that the City appropriate $274,000 in Fund Balance to undertake these projects.

Notable Expenses Funded. Notable expenses in this Fund are as follows:

- *73-84-710 Purchase of Property for Moderate Income Housing.* The RDA is working with a property owner on 600 South near the canal to purchase two lots that are zoned for a 4-plex for affordable housing. Budget $225,000.
- *73-84-710 Income Housing Project.* There is no particular project identified for moderate-income housing in FY 2022. However, money is being appropriated to undertake moderate-income housing projects as the opportunity arises. Budget $50,000.

Attachments: Resolution and Budget document

RESOLUTION NO. 21-39

RESOLUTION OF TREMONTON CITY CORPORATION ADOPTING A FINAL BUDGET ENTITLED "THE TREMONTON CITY ANNUAL IMPLEMENTATION BUDGET 2021-2022" GENERAL FUND, CAPITAL FUND(S), ENTERPRISE FUND(S) AND, SPECIAL FUND(S) FOR THE PERIOD COMMENCING JULY 1, 2021 AND ENDING JUNE 30, 2022

WHEREAS, per Part 3-925 (1) (d) of the Tremonton City Corporation Revised Ordinances, the City Manager is responsible for preparing a balanced Tremonton City Annual Implementation Budget 2021- 2022; and

WHEREAS, to balance the Tremonton City Annual Implementation Budget 2021-2022, a property tax increase was required and was proposed; and

WHEREAS, following Utah Code 59-2-919 (4), the City may increase the Box Elder County Auditor's Certified Tax Rate if the City follows a procedural process contained in Utah Code that is commonly called Truth in Taxation, which provides public notices and a public hearing before the City's Proposed Tax Rate can be enacted; and

WHEREAS, when the City proposes a property tax increase, under Utah Code, the 59-2-923 the City Council may, before adopting its Final Annual Budget or Tax Rate, expend money based on the Tentative Budget after the adoption of the Tentative Budget; and

WHEREAS, on June 15, 2021, the City Council adopted Resolution No. 21-25 approving the Tentative Budget, entitled the Tremonton City Annual Implementation Budget 2021-2022; and

WHEREAS, on August 17, 2021, the City Council adopted Resolution No. 21-34, adopting the City's Proposed Tax Rate (a property tax increase) for the 2021 tax year; and

WHEREAS, the City Manager has prepared a balanced Final Budget, entitled the Tremonton City Annual Implementation Budget 2021- 2022; and

WHEREAS, Tremonton City has given public notice required by Utah Code of the public hearing for the proposed City's Final Budget, entitled the Tremonton City Annual Implementation Budget 2021-2022; and

WHEREAS, Tremonton City has caused a copy of the Final Budget, entitled the Tremonton City Annual Implementation Budget 2021-2022, to be available for public inspection during regular business hours in the office of the Tremonton City Recorder, 102 South Tremont Street, Tremonton, Utah; and

WHEREAS, Tremonton City has held a public hearing on September 21, 2021, to receive public comment on the Final Budget entitled the Tremonton City Annual Implementation Budget 2021-2022, including General Fund, Capital Fund(s), Enterprise Funds(s), and Special Fund(s); and

WHEREAS, the Tremonton City Council has considered all written and oral statements made at the public hearing objecting to or supporting the City's plan to adopt the Final Budget entitled Tremonton City Annual Implementation Budget 2021- 2022.

NOW, THEREFORE, BE IT RESOLVED by Tremonton City Council that the Final Budget entitled "The Tremonton City Annual Implementation Budget 2021- 2022" General Fund, Capital Fund(s), Enterprise Fund(s), and Special Fund(s) as contained in Exhibit "A" is hereby adopted.

Adopted and passed by the governing body of Tremonton City this 21st day of September 2021. To become effective upon passage.

TREMONTON CITY
A Utah Municipal Corporation

By _____
Roger Fridal, Mayor

ATTEST:

_____
Linsey Nessen, City Recorder

EXHIBIT “A”

Report Criteria:
- Print FUND Titles
- Page and Total by FUND
- Print SOURCE Titles
- Total by SOURCE
- Print DEPARTMENT Titles
- Total by DEPARTMENT
- All Segments Tested for Total Breaks

Account Number	Account Title	2018-19 Prior year 3 Actual	2019-20 Prior year 2 Actual	2020-21 Prior year Actual	2021-22 Current year Aproved Budget	2021-22 Current year Modified Budget	2021-22 Current year Actual	2022-23 Future year Requested Budget	2022-23 Future year Tentative Budget	CHANGES TO BUDGET
GENERAL FUND										
RECEIVABLE										
1030900	COLLECTION ON NOTE RECEIVABLE	.00	.00	.00	.00	.00	.00	.00	.00	
Total RECEIVABLE:		.00	.00	.00	.00	.00	.00	.00	.00	
TAXES										
1031100	GENERAL PROPERTY TAXES - CURR	1,697,092.99	1,579,589.50	1,726,725.44	1,918,000.00	1,918,000.00	581.89	.00	.00	
1031110	PENALTY/INTEREST	1,429.90	963.79	3,694.38	1,000.00	1,000.00	14.44	.00	.00	
1031111	PERSONAL PROPERTY TAX	.00	.00	.00	.00	.00	.00	.00	.00	
1031112	AUTO IN LIEU	109,090.81	114,133.42	125,556.39	110,000.00	110,000.00	10,220.71	.00	.00	
1031113	PROPERTY TAX LIBRARY	.00	.00	.00	.00	.00	.00	.00	.00	
1031114	GREENBELT RB-PROPERTY TAX	.00	.00	.00	.00	.00	.00	.00	.00	
1031120	PRIOR YR TAXES DELINQUENT	39,436.65	9,147.62	15,824.91	20,000.00	20,000.00	.00	.00	.00	
1031130	GEN SALES & USE TAXES	1,751,298.84	1,908,656.62	2,224,226.92	1,905,700.00	1,905,700.00	436,701.56	.00	.00	
1031131	FOOD PANTRY-REIMBURSD SALES T	.00	.00	.00	.00	.00	.00	.00	.00	
1031150	FRANCHISE TAX CABLE TV/COMCAST	13,087.12	17,539.37	8,937.36	13,000.00	13,000.00	4,442.74	.00	.00	
1031160	TELECOMMUNICATION FRANCHISE T	65,721.18	55,117.30	48,386.21	55,000.00	55,000.00	5,179.14	.00	.00	
1031161	ELECTRIC ENERGY TAX	692,560.89	664,838.08	682,574.22	660,000.00	660,000.00	209,709.75	.00	.00	
1031162	NATURAL GAS ENERGY TAX	210,926.43	190,887.68	206,546.94	190,000.00	190,000.00	17,846.10	.00	.00	
1031163	TRANSIENT ROOM TAX	31,174.21	31,746.15	31,290.17	30,000.00	30,000.00	8,626.84	.00	.00	
Total TAXES:		4,611,819.02	4,572,619.53	5,073,762.94	4,902,700.00	4,902,700.00	693,323.17	.00	.00	
LICENSES & PERMITS										
1032210	BUSINESS LICENSES & PERMITS	18,290.00	20,382.50	33,904.09	30,000.00	30,000.00	505.78	.00	.00	
1032211	CONDITIONAL USE PERMIT	451.96	711.57	160.00	300.00	300.00	54.00	.00	.00	
1032212	BUSINESS FIRE INSPECTIONS	.00	.00	.00	.00	.00	.00	.00	.00	
1032219	BUILDING INSPECTIONS	.00	47.00	.00	.00	.00	.00	.00	.00	

Account Number	Account Title	2018-19 Prior year 3 Actual	2019-20 Prior year 2 Actual	2020-21 Prior year Actual	2021-22 Current year Aproved Budget	2021-22 Current year Modified Budget	2021-22 Current year Actual	2022-23 Future year Requested Budget	2022-23 Future year Tentative Budget	CHANGES TO BUDGET
1032220	BUILDING PERMITS	79,813.46	135,778.38	248,820.35	105,000.00	105,000.00	71,632.39	.00	.00	
1032221	BUILDING PERMITS ADMIN. FEES	10,780.91	13,278.82	32,067.36	10,500.00	10,500.00	9,467.92	.00	.00	
1032222	BLDG INSPECTS-INTERLOCAL AGREE	3,082.50	2,903.60	3,015.00	2,000.00	2,000.00	900.00	.00	.00	
1032223	DEVELOPMENT PERMITS	1,164.00	7,645.14	10,383.74	2,000.00	2,000.00	2,872.27	.00	.00	
1032224	SUBDIVISION SIGNS	.00	4,286.04	980.00	.00	.00	260.00	.00	.00	
1032225	NEW STREETLIGHTS	3,000.00	12,000.00	21,520.00	10,000.00	10,000.00	3,000.00	.00	.00	
1032250	ANIMAL LICENSES	5,060.00	4,465.00	3,630.00	4,000.00	4,000.00	230.00	.00	.00	
1032260	VEHICLE TRANSIT PERMIT	.00	.00	.00	.00	.00	.00	.00	.00	
1032270	UTILITY EASEMENT PERMITS	.00	.00	.00	.00	.00	.00	.00	.00	
1032750	PD IMPACT FEE REIMBURSEMENT	5,892.82	8,891.78	27,945.73	6,000.00	6,000.00	2,796.72	.00	.00	
Total LICENSES & PERMITS:		127,535.65	210,389.83	382,426.27	169,800.00	169,800.00	91,719.08	.00	.00	
INTERGOVERNMENTAL - SENIOR SER										
1033313	911 SERVICES REIMBURSEMENT	.00	.00	.00	.00	.00	.00	.00	.00	
1033314	SENIOR TITLE III B	11,060.00	16,482.00	13,405.00	14,000.00	14,000.00	3,000.00	.00	.00	
1033316	STATE SERVICE	6,873.00	4,685.00	4,500.00	8,000.00	8,000.00	3,000.00	.00	.00	
1033317	BRAG MISC.	1,500.00	2,500.00	4,179.07	2,500.00	2,500.00	.00	.00	.00	
1033318	STATE TRANSPORTATION	776.00	776.00	676.00	700.00	700.00	.00	.00	.00	
1033319	SUPPORT SERVICES INCOME RENTA	.00	.00	.00	.00	.00	.00	.00	.00	
1033320	SENIOR TITLE III C-1	17,248.16	26,591.00	20,570.00	20,000.00	20,000.00	1,000.00	.00	.00	
1033322	USDA CASH IN LIEU III C-1	7,881.84	602.00-	5,969.16	6,500.00	6,500.00	.00	.00	.00	
1033324	STATE NUTRITION C-1	1,287.00	904.00	950.00	1,000.00	1,000.00	900.00	.00	.00	
1033325	COVID 19 GRANT - BRAG SENIORS	.00	.00	34,213.10	.00	.00	.00	.00	.00	
1033326	CONGREGATE MEALS INCOME	16,440.54	16,013.02	21,795.03	19,200.00	19,200.00	4,210.60	.00	.00	
1033327	HOME DELIVERED MEAL INCOME	44,758.35	48,608.80	51,775.88	40,000.00	40,000.00	10,425.00	.00	.00	
1033328	HOME DELIVERED MEAL TRANSPOR	.00	.00	.00	.00	.00	.00	.00	.00	
1033329	ENSURE PURCHASE OF SENIORS	.00	.00	.00	.00	.00	.00	.00	.00	
1033330	SENIOR TITLE III C-2	13,504.25	21,132.00	14,576.00	14,500.00	14,500.00	.00	.00	.00	
1033332	USDA CASH IN LIEU III C-2	6,718.75	2,472.00	6,183.32	6,600.00	6,600.00	2,000.00	.00	.00	
1033334	STATE NUTRITION C-2	1,287.00	904.00	950.00	1,000.00	1,000.00	.00	.00	.00	
1033336	STATE HOME DELIVERED MEALS	21,396.00	15,353.00	8,064.79	20,000.00	20,000.00	3,000.00	.00	.00	
1033337	HEALTH INSURANCE COUNSELING	.00	.00	.00	3,000.00	3,000.00	.00	.00	.00	
1033338	SENIOR TITLE IIIF	.00	.00	.00	.00	.00	.00	.00	.00	
1033339	STATE ONE TIME TRANSPORTATION	.00	.00	.00	.00	.00	.00	.00	.00	
1033340	STATE SERVICE IIIF	3,000.00	3,000.00	3,000.00	3,000.00	3,000.00	.00	.00	.00	
1033341	SENIOR TITLE IIID	.00	3,300.00	3,157.42	.00	.00	.00	.00	.00	
1033342	STATE SERVICE IIID	3,500.00	3,310.00	2,505.00	2,000.00	2,000.00	.00	.00	.00	
1033343	SENIOR CENTER BRAG HEAT ASSIST	.00	.00	.00	.00	.00	.00	.00	.00	

Account Number	Account Title	2018-19 Prior year 3 Actual	2019-20 Prior year 2 Actual	2020-21 Prior year Actual	2021-22 Current year Aproved Budget	2021-22 Current year Modified Budget	2021-22 Current year Actual	2022-23 Future year Requested Budget	2022-23 Future year Tentative Budget	CHANGES TO BUDGET
1033344	SENIOR SERVICES	.00	.00	.00	.00	.00	.00	.00	.00	
1033350	SSBG CONTRACT	1,000.00	3,600.00	3,600.00	.00	.00	.00	.00	.00	
1033351	SSBG TRANSPORTATION	.00	.00	.00	.00	.00	.00	.00	.00	
1033352	LOCAL GOVERNMENT CONTRIBUTIO	53,395.00	60,521.00	58,485.00	53,000.00	53,000.00	.00	.00	.00	
1033353	SSBG SHORTFALL	.00	.00	.00	.00	.00	.00	.00	.00	
1033355	CONTRACT AMENDMENT	.00	.00	.00	.00	.00	.00	.00	.00	
1033356	BRAG GRANT - SR CENTER	.00	.00	.00	.00	.00	.00	.00	.00	
	Total INTERGOVERNMENTAL - SENIOR SER:	211,625.89	229,549.82	258,554.77	215,000.00	215,000.00	27,535.60	.00	.00	
OTHER INTERGOVERNMENTAL REV.										
1034350	CDBG SENIOR GRANT	.00	.00	.00	.00	.00	.00	.00	.00	
1034351	STATE HOUSING CROWN	.00	.00	.00	.00	.00	.00	.00	.00	
1034352	PANTRY - BRAG	.00	.00	.00	.00	.00	.00	.00	.00	
1034353	911 SERVICES REIMBURSEMENT	.00	.00	.00	.00	.00	.00	.00	.00	
1034354	REIMBURSEMENT - BRWCD/TGDD	.00	.00	.00	.00	.00	.00	.00	.00	
1034355	STATE GRANTS - SENIOR CENTER	.00	.00	.00	.00	.00	.00	.00	.00	
1034356	STATE TRANSPORTATION - SENIORS	.00	.00	.00	.00	.00	.00	.00	.00	
1034357	REIMBURSEMENT - USE OF FIRE TR	.00	.00	.00	.00	.00	.00	.00	.00	
1034358	JAB/ARRA FED GRANT - RADIOS	.00	.00	.00	.00	.00	.00	.00	.00	
1034359	CCJJ GRANT - SIGHTS/GENERATOR	.00	.00	.00	.00	.00	.00	.00	.00	
1034360	CERT HOMELAND SECURITY REIMB.	.00	.00	.00	.00	.00	.00	.00	.00	
1034361	FEMA - FLOOD	.00	.00	.00	.00	.00	.00	.00	.00	
1034362	B & C ROAD FUND ALLOTMENT	390,202.19	387,705.40	400,538.89	380,000.00	380,000.00	.00	.00	.00	
1034363	JAG GRANT REIMB - TRAINING EQU	3,150.00	8,755.50	463.75	4,500.00	4,500.00	.00	.00	.00	
1034364	STATE LIQUIOR FUND ALLOTMENT	10,835.41	9,282.14	11,014.41	10,000.00	10,000.00	.00	.00	.00	
1034365	OTHER STATE INCOME (EMS)	.00	.00	.00	.00	.00	.00	.00	.00	
1034366	STATE GRANT AMBULANCE	.00	.00	.00	.00	.00	.00	.00	.00	
1034367	FIRE DEPARTMENT GRANT	.00	.00	.00	.00	.00	.00	.00	.00	
1034368	FAST COP GRANT	.00	.00	.00	.00	.00	.00	.00	.00	
1034369	CERTIFIED FD TRAINING - FEMA	.00	.00	.00	.00	.00	.00	.00	.00	
1034370	LIBRARY STATE GRANT (CLEF)	6,000.00	6,100.00	6,600.00	6,000.00	6,000.00	.00	.00	.00	
1034371	DIVISION OF FORESTRY GRANT	.00	.00	.00	.00	.00	.00	.00	.00	
1034372	JUVENILE JUSTICE BLOCK GRANT	.00	.00	.00	.00	.00	.00	.00	.00	
1034373	LAND WATER CONSERVATION GRAN	.00	.00	.00	.00	.00	.00	.00	.00	
1034374	RURAL COMM FIRE GRANT	.00	.00	.00	.00	.00	.00	.00	.00	
1034375	AVIATION FUEL TAX	.00	.00	.00	.00	.00	.00	.00	.00	
1034376	STATE FIRE TRAINING GRANT	.00	.00	.00	.00	.00	.00	.00	.00	
1034377	STATE 2000 W SMALL URBAN GRANT	.00	.00	.00	.00	.00	.00	.00	.00	

Account Number	Account Title	2018-19 Prior year 3 Actual	2019-20 Prior year 2 Actual	2020-21 Prior year Actual	2021-22 Current year Aproved Budget	2021-22 Current year Modified Budget	2021-22 Current year Actual	2022-23 Future year Requested Budget	2022-23 Future year Tentative Budget	CHANGES TO BUDGET
1034378	LIBRARY GRANT	8,761.96	1,130.00	.00	.00	.00	418.66	.00	.00	
1034379	ARTS COUNCIL GRANT	.00	.00	.00	.00	.00	.00	.00	.00	
1034380	TOURISM GRANTS	22,000.00	.00	.00	.00	.00	.00	.00	.00	
1034381	TOURISM TREMONTON DAYS	.00	.00	.00	.00	.00	.00	.00	.00	
1034382	TOURISM MURALS`	.00	.00	.00	.00	.00	.00	.00	.00	
1034383	WAGON LAND ADVENTURES	.00	.00	.00	.00	.00	.00	.00	.00	
1034384	YOUTH DRUG ENFORCEMENT	.00	.00	.00	.00	.00	.00	.00	.00	
1034385	NO. BOX ELDER YOUTH CITY COURT	.00	.00	.00	.00	.00	.00	.00	.00	
1034386	DISPOSAL/PRESCRIPTION DRG GRA	.00	.00	.00	.00	.00	.00	.00	.00	
1034387	FOOD PANTRY GRANTS	.00	.00	.00	.00	.00	.00	.00	.00	
1034388	COURT TECH SECURITY, TRAINING	.00	.00	.00	.00	.00	.00	.00	.00	
1034390	FIRE RESPONSE - BOX ELDER COUN	.00	.00	.00	.00	.00	.00	.00	.00	
1034391	DO NOT USE	.00	.00	.00	.00	.00	.00	.00	.00	
1034392	HOMELAND SECURITY GRANT	.00	.00	.00	.00	.00	.00	.00	.00	
1034393	DEFIBULATOR GRANT	.00	.00	.00	.00	.00	.00	.00	.00	
1034394	JAG GRANT REVENUE	.00	.00	4,500.00	.00	.00	.00	.00	.00	
1034395	FIRE RESPONSE - ELWOOD	.00	.00	.00	.00	.00	.00	.00	.00	
1034396	FIRE RESPONSE - DEWEYVILLE	.00	.00	.00	.00	.00	.00	.00	.00	
1034397	FIRE RESPONSE - BEAR RIVER CIT	.00	.00	.00	.00	.00	.00	.00	.00	
1034398	PD OVERTIME REIMBURSEMENT	16,085.84	2,189.63	6,039.51	5,000.00	5,000.00	3,880.00	.00	.00	
1034399	FED GRANT - BULLET PROOF VEST	.00	.00	.00	.00	.00	.00	.00	.00	
1034400	CIB GRANT	.00	.00	.00	37,500.00	37,500.00	.00	.00	.00	
1034401	RLEL OVERTIME REIMBURSEMENT	728.33	.00	.00	.00	.00	.00	.00	.00	
1034405	EMERGENCY MANAGEMENT GRANTS	5,000.00	.00	1,555.68	.00	.00	.00	.00	.00	
1034410	POLICE GRANT MISC.	.00	.00	.00	.00	.00	1,000.00	.00	.00	
1034415	CARES ACT (COVID 19)	.00	.00	.00	.00	.00	.00	.00	.00	
1034420	CLG GRANT (HISTORIC PRESERVAT)	.00	8,815.00	.00	9,000.00	9,000.00	.00	.00	.00	
1034465	LIBRARY LSTA GRANT	6,846.29	4,010.77	7,768.85	.00	.00	727.73	.00	.00	
1034470	COUNTY TRANS CORRIDOR FUND	32,224.83	.00	.00	.00	.00	.00	.00	.00	
1034475	STATE GRANTS	.00	50,000.00	.00	.00	.00	.00	.00	.00	
1034500	COVID 19 GRANT	.00	7,266.58	714,437.99	.00	.00	.00	.00	.00	
	Total OTHER INTERGOVERNMENTAL REV.:	501,834.85	485,255.02	1,152,919.08	452,000.00	452,000.00	6,026.39	.00	.00	
OTHER INCOME										
1036420	TELECOM BOND PROCEEDS REIMBU	.00	.00	.00	.00	.00	.00	.00	.00	
1036421	SALES TAX RDA #2 BACKING PROCE	.00	.00	.00	.00	.00	.00	.00	.00	
1036422	SALES TAX RDA #3 BACKING PROCE	.00	.00	.00	.00	.00	.00	.00	.00	
1036425	ADMINISTRATION UTILITY	.00	.00	.00	.00	.00	.00	.00	.00	

Account Number	Account Title	2018-19 Prior year 3 Actual	2019-20 Prior year 2 Actual	2020-21 Prior year Actual	2021-22 Current year Aproved Budget	2021-22 Current year Modified Budget	2021-22 Current year Actual	2022-23 Future year Requested Budget	2022-23 Future year Tentative Budget	CHANGES TO BUDGET
1036426	ADMINISTRATION WWTP	.00	.00	.00	.00	.00	.00	.00	.00	
1036430	DO NOT USE	.00	.00	.00	.00	.00	.00	.00	.00	
1036431	ANNEXATION FEES	1,100.00	1,100.00	1,100.00	800.00	800.00	.00	.00	.00	
1036432	DEVELOP CONTRIBU FEE IN LIEU	14,840.25	.00	.00	.00	.00	.00	.00	.00	
1036440	CEMETERY OPENING FEES	18,900.00	17,800.00	30,800.00	17,000.00	17,000.00	3,400.00	.00	.00	
1036445	CEMETERY LOT SALES	17,200.00	23,600.00	22,600.00	17,000.00	17,000.00	7,200.00	.00	.00	
1036446	CEMETERY TRANSFER FEES	100.00	200.00	350.00	100.00	100.00	50.00	.00	.00	
1036450	SALES - MAPS & PUBLICATIONS	.00	.00	.00	.00	.00	.00	.00	.00	
1036460	LIBRARY FEES	6,806.17	4,862.74	3,052.63	5,000.00	5,000.00	495.48	.00	.00	
1036461	LAZBOY CONTRIBUTION TO LIBRARY	.00	.00	.00	.00	.00	.00	.00	.00	
1036462	SALE OF SURPLUS BOOKS	.00	.00	.00	.00	.00	.00	.00	.00	
1036463	LOST AND DAMAGED BOOKS	.00	.00	.00	.00	.00	.00	.00	.00	
1036464	EDC UTAH GRANT	.00	.00	.00	.00	.00	.00	.00	.00	
1036465	LIBRARY LSTA GRANT	.00	.00	100.00	.00	.00	1,636.92	.00	.00	
1036466	TREE GRANTS	.00	.00	500.00	.00	.00	.00	.00	.00	
1036468	GRANT MISC	.00	.00	.00	.00	.00	.00	.00	.00	
1036500	COURT FINES & FORFEITURES	122,888.77	76,948.81	69,598.65	60,000.00	60,000.00	12,467.77	.00	.00	
1036501	PUBLIC DEFENDER REIMBURSEMEN	.00	.00	.00	.00	.00	.00	.00	.00	
1036503	PROSECUTOR SPLIT	.00	.00	.00	.00	.00	.00	.00	.00	
1036505	CASH BAIL	.00	.00	.00	.00	.00	.00	.00	.00	
1036510	WARRANT SERVICE CHARGE	.00	.00	.00	.00	.00	.00	.00	.00	
1036511	SERVING FEE - TREMONTON	210.00	210.00	30.00	100.00	100.00	.00	.00	.00	
1036512	SERVING FEE - GARLAND	.00	.00	.00	.00	.00	.00	.00	.00	
1036520	COURT VICTIM RESTITUTION	.00	20.00	.00	.00	.00	.00	.00	.00	
1036523	NOT IN USE	.00	.00	.00	.00	.00	.00	.00	.00	
1036525	COURT IMPACT	.00	.00	.00	.00	.00	.00	.00	.00	
1036526	DRIVER AWARENESS PROGRAM	.00	.00	.00	.00	.00	.00	.00	.00	
1036527	POLICE DEPT. DRUGS/ALCOHOL	.00	.00	.00	.00	.00	.00	.00	.00	
1036528	POLICE DEPARTMENT FEES	5,126.16	4,634.00	8,516.24	6,000.00	6,000.00	1,276.00	.00	.00	
1036529	RETURNED CHECK FEE - COURT	.00	.00	.00	.00	.00	.00	.00	.00	
1036530	GARBAGE COLLECTION CHARGES	306,105.61	319,207.47	335,376.71	349,000.00	349,000.00	58,229.50	.00	.00	
1036531	LANDFILL CHARGES	.00	.00	.00	.00	.00	.00	.00	.00	
1036532	GARBAGE CAN PURCHASE	6,100.00	8,000.00	14,300.00	7,000.00	7,000.00	3,400.00	.00	.00	
1036533	NUISANCE COLLECTIONS	.00	.00	.00	.00	.00	.00	.00	.00	
1036534	RECYCLE COLLECTION CHARGES	63,028.95	62,789.18	64,266.20	65,000.00	65,000.00	10,669.61	.00	.00	
1036535	WORKMAN'S COMP REIMB-REFUND	.00	.00	.00	.00	.00	.00	.00	.00	
1036536	RECORDING FEES REIMBURSEMENT	93.23	231.54	.00	100.00	100.00	.00	.00	.00	
1036537	RR INSPECTION REIMBURSEMENT	10,800.00	11,664.67	.00	12,600.00	12,600.00	12,600.00	.00	.00	
1036538	RR MAINTENANCE REIMBURSEMENT	208.93	4,677.17	.00	4,500.00	4,500.00	5,085.64	.00	.00	

Account Number	Account Title	2018-19 Prior year 3 Actual	2019-20 Prior year 2 Actual	2020-21 Prior year Actual	2021-22 Current year Aproved Budget	2021-22 Current year Modified Budget	2021-22 Current year Actual	2022-23 Future year Requested Budget	2022-23 Future year Tentative Budget	CHANGES TO BUDGET
1036555	HUNTER SAFETY REGISTRATION	.00	.00	.00	.00	.00	.00	.00	.00	
1036578	RENTAL - PARKS/FIELDS	90.00	.00	.00	.00	.00	.00	.00	.00	
1036579	RENTAL ON BOWERY/STAGE	200.00	180.00	480.00	100.00	100.00	180.00	.00	.00	
1036580	RENTAL - CIVIC CENTER	.00	.00	.00	.00	.00	.00	.00	.00	
1036581	RENT ON COMMUNITY CENTER	.00	.00	.00	.00	.00	.00	.00	.00	
1036582	RENT ON CEMETERY PROPERTY	.00	.00	.00	.00	.00	.00	.00	.00	
1036583	RENT CABLE STATION	.00	.00	.00	.00	.00	.00	.00	.00	
1036584	RENT FROM COURT OFFICE	.00	.00	.00	.00	.00	.00	.00	.00	
1036585	RENT FROM SENIOR BUILDING	3,150.00	2,045.00	125.00	2,000.00	2,000.00	350.00	.00	.00	
1036586	GROUND LEASE/BILLBOARDS/CELL T	6,600.00	6,672.00	6,745.44	6,600.00	6,600.00	.00	.00	.00	
1036587	AMBULANCE - BAD DEBT	.00	.00	.00	.00	.00	.00	.00	.00	
1036588	FIREFIGHTER GIFT FUND	.00	.00	.00	.00	.00	.00	.00	.00	
1036589	IMPACT PROCEEDS FOR TRAILS	.00	.00	.00	.00	.00	.00	.00	.00	
1036590	AMBULANCE SUPPORT/MILEAGE ETC	.00	.00	.00	.00	.00	.00	.00	.00	
1036591	AMBULANCE - INSURANCE WRITE-OF	.00	.00	.00	.00	.00	.00	.00	.00	
1036592	BILLABLE SUPPLIES - FIRE DEPT	.00	.00	.00	.00	.00	.00	.00	.00	
1036593	70% AMBULANCE REIMBURSEMENT	.00	.00	.00	.00	.00	.00	.00	.00	
1036595	28.5% AMBULANCE REIMBURSEMEN	.00	.00	.00	.00	.00	.00	.00	.00	
1036596	COKE SCOREBOARD REIMBURSEME	.00	.00	.00	.00	.00	.00	.00	.00	
1036597	1.5% AMBULANCE REIMBURSEMENT	.00	.00	.00	.00	.00	.00	.00	.00	
1036598	EDA - MOM A/R	.00	.00	.00	.00	.00	.00	.00	.00	
1036599	EDA INCREMENT - SEE 72-83-616	.00	.00	.00	.00	.00	.00	.00	.00	
1036600	RDA #2 DEBT PAYMENT TO GF	.00	300.00	.00	.00	.00	.00	.00	.00	
1036601	OTHER REVENUE	4,993.42	9,197.38	6,040.78	5,000.00	5,000.00	2,762.52	.00	.00	
1036602	WATER SHARES - GOLF COURSE	.00	.00	.00	.00	.00	.00	.00	.00	
1036603	WATER SHARES-CEM (JIM ABLE)	.00	.00	.00	.00	.00	.00	.00	.00	
1036604	WTR SHARES - BR CANAL LEASED	.00	.00	.00	.00	.00	.00	.00	.00	
1036605	GOLF COURSE EQUIPMENT LEASE	.00	.00	.00	.00	.00	.00	.00	.00	
1036606	LOAN - GOLF COURSE SPRINKLING	.00	.00	.00	.00	.00	.00	.00	.00	
1036607	PARKING LOT CONTRIBUTION	.00	.00	.00	.00	.00	.00	.00	.00	
1036608	MISC. INCOME CEMETERY	.00	.00	.00	.00	.00	.00	.00	.00	
1036609	POP MACHINE	.00	.00	.00	.00	.00	.00	.00	.00	
1036610	INTEREST EARNING	50,723.81	28,103.69	14,946.10	15,000.00	15,000.00	11,662.67	.00	.00	
1036611	INTEREST EARNED-B&C ROAD ACC	.00	.00	.00	.00	.00	.00	.00	.00	
1036612	ULGT DIVIDEND	.00	.00	.00	.00	.00	.00	.00	.00	
1036613	ULGT TARP PROGRAM	3,305.00	.00	3,305.00	3,000.00	3,000.00	3,250.00	.00	.00	
1036614	YOUTH CITY COUNCIL	.00	.00	.00	.00	.00	.00	.00	.00	
1036615	RESTITUTION	290.18	.00	229.59	200.00	200.00	.00	.00	.00	
1036616	SPLASH PAD	.00	.00	.00	.00	.00	.00	.00	.00	

Account Number	Account Title	2018-19 Prior year 3 Actual	2019-20 Prior year 2 Actual	2020-21 Prior year Actual	2021-22 Current year Aproved Budget	2021-22 Current year Modified Budget	2021-22 Current year Actual	2022-23 Future year Requested Budget	2022-23 Future year Tentative Budget	CHANGES TO BUDGET
1036617	CREDIT CARD SERVICE FEE	1,520.49	1,142.29	2,447.90	2,000.00	2,000.00	410.63	.00	.00	
1036618	CITY CAR COMMUTING REIMBURSEM	.00	1,998.00	3,063.00	3,000.00	3,000.00	360.00	.00	.00	
1036620	RECREATION - MISC INCOME	.00	.00	.00	.00	.00	.00	.00	.00	
1036621	ADULT BASKETBALL	.00	.00	.00	.00	.00	.00	.00	.00	
1036622	YOUTH BOWLING	.00	.00	.00	.00	.00	.00	.00	.00	
1036623	YOUTH BASKETBALL	.00	.00	.00	.00	.00	.00	.00	.00	
1036624	YOUTH BOYS BASEBALL	.00	.00	.00	.00	.00	.00	.00	.00	
1036625	GIRLS SOFTBALL	.00	.00	.00	.00	.00	.00	.00	.00	
1036626	ADULT SOFTBALL	.00	.00	.00	.00	.00	.00	.00	.00	
1036627	TEE BALL	.00	.00	.00	.00	.00	.00	.00	.00	
1036628	ADULT VOLLEYBALL	.00	.00	.00	.00	.00	.00	.00	.00	
1036629	YOUTH VOLLEYBALL	.00	.00	.00	.00	.00	.00	.00	.00	
1036630	TENNIS	.00	.00	.00	.00	.00	.00	.00	.00	
1036631	GOLF	.00	.00	.00	.00	.00	.00	.00	.00	
1036632	YOUTH SOCCER	.00	.00	.00	.00	.00	.00	.00	.00	
1036633	ARTS AND CRAFTS	.00	.00	.00	.00	.00	.00	.00	.00	
1036634	SKI BUS	.00	.00	.00	.00	.00	.00	.00	.00	
1036635	YOUTH FLAG FOOTBALL	.00	.00	.00	.00	.00	.00	.00	.00	
1036636	ADULT FLAG FOOTBALL	.00	.00	.00	.00	.00	.00	.00	.00	
1036637	DODGEBALL	.00	.00	.00	.00	.00	.00	.00	.00	
1036638	LIL CUB SOCCER	.00	.00	.00	.00	.00	.00	.00	.00	
1036639	FOOTBALL - NEXT YEAR	.00	.00	.00	.00	.00	.00	.00	.00	
1036640	RECREATION CONCESSION STAND	.00	.00	.00	.00	.00	.00	.00	.00	
1036641	KARATE	.00	.00	.00	.00	.00	.00	.00	.00	
1036642	PEPSI SCOREBOARD GRANT	.00	.00	.00	.00	.00	.00	.00	.00	
1036643	NON RESIDENT FEE(S)	.00	.00	.00	.00	.00	.00	.00	.00	
1036644	LIL CUB BASKETBALL	.00	.00	.00	.00	.00	.00	.00	.00	
1036645	KICKBALL	.00	.00	.00	.00	.00	.00	.00	.00	
1036646	YOUTH TRACK AND FIELD	.00	.00	.00	.00	.00	.00	.00	.00	
1036650	WESTERN HERITAGE FESTIVAL	.00	.00	.00	.00	.00	.00	.00	.00	
1036651	BEAUTIFICATION COMMITTEE	.00	.00	.00	.00	.00	.00	.00	.00	
1036652	DONATIONS - VETERAN'S MEMORIAL	.00	.00	.00	.00	.00	.00	.00	.00	
1036653	DONATIONS - MIDLAND SQUARE	.00	.00	.00	.00	.00	.00	.00	.00	
1036654	SKATE PARK COMMITTEE	.00	.00	.00	.00	.00	.00	.00	.00	
1036660	24TH OF JULY PROCEEDS	4,722.00	5,432.10	3,725.00	2,000.00	2,000.00	2,475.00	.00	.00	
1036661	COMMUNITY EVENTS PROCEEDS	200.00	.00	632.50	200.00	200.00	180.00	.00	.00	
1036670	SALE OF FIXED ASSETS	.00	.00	.00	.00	.00	.00	.00	.00	
1036671	SALE OF SURPLUS PROPERTY	7,888.00	5,110.00	1,655.00	5,000.00	5,000.00	6,865.99	.00	.00	
1036675	SENIOR FUND RAISING	.00	.00	.00	.00	.00	.00	.00	.00	

Account Number	Account Title	2018-19 Prior year 3 Actual	2019-20 Prior year 2 Actual	2020-21 Prior year Actual	2021-22 Current year Aproved Budget	2021-22 Current year Modified Budget	2021-22 Current year Actual	2022-23 Future year Requested Budget	2022-23 Future year Tentative Budget	CHANGES TO BUDGET
1036676	SC SPECIAL EVENTS REIMBURSEME	.00	.00	.00	.00	.00	.00	.00	.00	
1036680	LOAN PROCEEDS	.00	.00	.00	.00	.00	.00	.00	.00	
1036681	BRANDLEY/CHADAZ	.00	.00	.00	.00	.00	.00	.00	.00	
1036682	CURB & GUTTER	.00	.00	.00	.00	.00	.00	.00	.00	
1036699	CASH OVER/SHORT	1.00-	888.96	99.94-	.00	.00	.50-	.00	.00	
1036705	CREDIT CARD OVER/SHORT	.00	.00	.00	.00	.00	.00	.00	.00	
1036725	REC BAD DEBT/GARNISHMENT/SERV	.00	.00	.00	.00	.00	.00	.00	.00	
1036812	CAPITAL PROJECTS	.00	.00	.00	.00	.00	.00	.00	.00	
1036813	NEW PHONE SYS LEASE PROCEEDS	.00	.00	.00	.00	.00	.00	.00	.00	
1036828	K9 FUNDRAISERS	.00	.00	.00	.00	.00	.00	.00	.00	
1036829	PRIVATE DONATION - TRAILS	.00	.00	.00	.00	.00	.00	.00	.00	
1036830	CONTRIBUTION PRIVATE SOURCES	.00	172.83	167.30	.00	.00	.00	.00	.00	
1036831	PRIVATE DONATION - POLICE	.00	.00	773.83	.00	.00	.00	.00	.00	
1036832	PRIVATE DONATIONS - LIBRARY	.00	500.00	.00	.00	.00	200.00	.00	.00	
1036833	PRIVATE DONATION - PARKS	.00	.00	.00	.00	.00	.00	.00	.00	
1036834	LOCAL PRIVATE CONT UNITED WAY	103.47	46.40	7.61	100.00	100.00	37.72	.00	.00	
1036835	PRIVATE DONATION - SENIORS	2,104.00	4,477.34	1,093.77	2,000.00	2,000.00	1,104.00	.00	.00	
1036836	PRIVATE DONATION - COMM EVENT	200.00	200.00	400.00	200.00	200.00	.00	.00	.00	
1036837	PRIVATE DONATION - PANTRY	.00	.00	.00	.00	.00	.00	.00	.00	
1036838	CEMETERY PRIVATE DONATIONS	.00	600.00	.00	.00	.00	.00	.00	.00	
1036839	PRIVATE DONATION - POLICE DEPT	.00	.00	4,173.00	.00	.00	.00	.00	.00	
1036840	TRANSFERS FROM OTHER FUNDS	.00	.00	.00	.00	.00	.00	.00	.00	
1036841	SALE SURP PROP-BOARD OF HEALT	.00	.00	.00	.00	.00	.00	.00	.00	
1036842	SALE OF PROPERTY	.00	.00	.00	.00	.00	.00	.00	.00	
1036843	K9 DINNER	.00	.00	.00	.00	.00	.00	.00	.00	
1036844	SENIOR PROGRAMS	.00	.00	.00	100.00	100.00	.00	.00	.00	
1036849	INSURANCE PROCEEDS	13,076.16	.00	7,473.61	100.00	100.00	.00	.00	.00	
1036850	PROCEEDS - IMPALA & DODGE	.00	.00	.00	.00	.00	.00	.00	.00	
1036851	PROCEEDS - PD TUNDRA TRUCK	.00	.00	.00	.00	.00	.00	.00	.00	
1036852	PROCEEDS - STREET SWEEPER	.00	.00	.00	.00	.00	.00	.00	.00	
1036853	PROCEEDS FROM AMBULANCE LEAS	.00	.00	.00	.00	.00	.00	.00	.00	
1036854	PROCEEDS FROM ROAD LEASE	.00	.00	.00	.00	.00	.00	.00	.00	
1036855	PROCEEDS FROM SR VEHICLE LEAS	.00	.00	.00	.00	.00	.00	.00	.00	
1036856	PROCEEDS - PD VEHICLE LEASES	.00	.00	.00	.00	.00	.00	.00	.00	
1036857	DO NOT USE	.00	.00	.00	.00	.00	.00	.00	.00	
1036858	PROCEEDS PANTRY LEASE	.00	.00	.00	.00	.00	.00	.00	.00	
1036859	SENIOR CENTER LOAN PROCEEDS	.00	.00	.00	.00	.00	.00	.00	.00	
1036860	PROCEEDS FROM 08 AMB LEASE	.00	.00	.00	.00	.00	.00	.00	.00	
1036861	ESCROW REIMBURSEMENT CIB	.00	.00	.00	.00	.00	.00	.00	.00	

Account Number	Account Title	2018-19 Prior year 3 Actual	2019-20 Prior year 2 Actual	2020-21 Prior year Actual	2021-22 Current year Aproved Budget	2021-22 Current year Modified Budget	2021-22 Current year Actual	2022-23 Future year Requested Budget	2022-23 Future year Tentative Budget	CHANGES TO BUDGET
1036862	PROCEEDS - (3) PD DODGE VEH	.00	.00	.00	.00	.00	.00	.00	.00	
1036880	ADJ PRIOR YR UDOT PMT EX/REC	.00	.00	.00	.00	.00	.00	.00	.00	
1036890	FUND BALANCE TO BE APPROPRIATE	.00	.00	.00	.00	.00	.00	.00	.00	
1036891	INTERGROVERNMENTAL FUNDS	.00	.00	.00	.00	.00	.00	.00	.00	
1036892	ULGT REBATE	.00	1,010.71	.00	.00	.00	.00	.00	.00	
1036893	SUNDRY ACCOUNT	.00	.00	.00	.00	.00	.00	.00	.00	
1036894	PART TRAIL RESERVES	.00	.00	.00	.00	.00	.00	.00	.00	
1036895	SENIOR CENTER DEMOLITION RESE	.00	.00	.00	.00	.00	.00	.00	.00	
1036896	SENIOR CENTER MODIF NEW BLDG	.00	.00	.00	.00	.00	.00	.00	.00	
1036897	RESERVES	.00	.00	.00	.00	.00	.00	.00	.00	
1036899	ROADS - CAPITAL	.00	.00	.00	.00	.00	.00	.00	.00	
Total OTHER INCOME:		672,673.60	604,022.28	607,974.92	590,800.00	590,800.00	146,348.95	.00	.00	
ADMINISTRATION SERVICES										
1037128	ADMIN SERVICES TO FIRE DEPT	6,200.00	5,900.00	6,000.00	6,000.00	6,000.00	.00	.00	.00	
1037151	ADMIN SERVICES TO WATER FUND	7,800.00	7,600.00	10,600.00	7,500.00	7,500.00	.00	.00	.00	
1037152	ADMIN SERVICES TO WWTP FUND	8,500.00	8,200.00	6,000.00	9,000.00	9,000.00	.00	.00	.00	
1037154	ADMIN SERVICES TO THE SEWER FD	1,500.00	1,200.00	1,000.00	1,000.00	1,000.00	.00	.00	.00	
1037155	ADMIN SERVICE TO THE STORM FD	1,300.00	1,400.00	1,000.00	1,000.00	1,000.00	.00	.00	.00	
1037156	ADMIN SERVICES TO THE REC FUND	9,500.00	9,200.00	9,000.00	9,200.00	9,200.00	.00	.00	.00	
1037157	ADMIN SERVICES FOR FOOD PANTR	200.00	200.00	200.00	200.00	200.00	.00	.00	.00	
Total ADMINISTRATION SERVICES:		35,000.00	33,700.00	33,800.00	33,900.00	33,900.00	.00	.00	.00	
COLLECTION ON RECEIVABLE										
1038100	NEW LEASE PROCEEDS	.00	.00	.00	.00	.00	.00	.00	.00	
1038900	COLLECTION ON NOTE RECEIVABLE	21,712.00	33,762.00	58,613.00	59,000.00	59,000.00	.00	.00	.00	
Total COLLECTION ON RECEIVABLE:		21,712.00	33,762.00	58,613.00	59,000.00	59,000.00	.00	.00	.00	
TRANSFERS/FUND BAL TO BE APPR										
1039100	TRANSFER IN FROM RDA	.00	.00	.00	.00	.00	.00	.00	.00	
1039902	TRANS IN FROM VEH/EQUIP CAP FD	.00	.00	.00	.00	.00	.00	.00	.00	
1039903	TRANS IN FROM CAP PROJECTS FD	.00	.00	.00	.00	.00	.00	.00	.00	
1039998	VETERANS FUNDS	.00	.00	.00	.00	.00	.00	.00	.00	
1039999	FUND BALANCE TO BE APPROPRIATE	.00	.00	.00	.00	.00	.00	.00	.00	

Account Number	Account Title	2018-19 Prior year 3 Actual	2019-20 Prior year 2 Actual	2020-21 Prior year Actual	2021-22 Current year Aproved Budget	2021-22 Current year Modified Budget	2021-22 Current year Actual	2022-23 Future year Requested Budget	2022-23 Future year Tentative Budget	CHANGES TO BUDGET
	Total TRANSFERS/FUND BAL TO BE APPR:	.00	.00	.00	.00	.00	.00	.00	.00	
NON DEPARTMENTAL										
1040100	SALARIES - FRONT OFFICE	.00	.00	.00	.00	.00	.00	.00	.00	
1040101	OVERTIME WAGES	.00	.00	.00	.00	.00	.00	.00	.00	
1040102	MERIT	.00	.00	.00	.00	.00	.00	.00	.00	
1040103	CITY BULDINGS JANITORIAL	.00	.00	.00	.00	.00	.00	.00	.00	
1040106	PRE EMP DRUG TEST/PHYSICAL	.00	.00	.00	.00	.00	.00	.00	.00	
1040130	BENEFITS	.00	.00	.00	.00	.00	.00	.00	.00	
1040140	CITY COUNCIL DISCRETIONARY	.00	.00	.00	.00	.00	.00	.00	.00	
1040141	MERIT BONUS/EDUCATION/YRS SER	.00	.00	.00	.00	.00	.00	.00	.00	
1040160	HEALTH, SAFETY & WELFARE	25,835.26	14,085.84	13,793.85	23,100.00	23,100.00	2,015.37	.00	.00	
1040161	HRA INSURANCE PAYMENT	.00	.00	.00	.00	.00	.00	.00	.00	
1040162	FLEX SPENDING ADMIN FEES	.00	.00	.00	.00	.00	.00	.00	.00	
1040200	SPECIAL DEPARTMENT SUPPLIES	.00	.00	.00	.00	.00	.00	.00	.00	
1040210	BOOKS/SUBSCRIPTIONS/MEMBERSH	.00	.00	.00	.00	.00	.00	.00	.00	
1040212	MEMBERSHIPS/DUES	769.80	463.80	437.86	800.00	800.00	.00	.00	.00	
1040220	PUBLIC NOTICES	1,492.54	1,827.82	1,038.28	1,500.00	1,500.00	715.00	.00	.00	
1040230	TRAVEL	.00	.00	.00	.00	.00	.00	.00	.00	
1040240	OFFICE SUPPLIES & EXPENSES	2,447.54	1,667.76	1,954.76	2,000.00	2,000.00	186.02	.00	.00	
1040241	POSTAGE	1,437.38	1,222.68	1,270.61	1,700.00	1,700.00	188.06	.00	.00	
1040242	WEB PAGE UPDATE	165.00	201.17	201.17	500.00	500.00	15.00	.00	.00	
1040243	COPIER/SUPPLIES	2,020.10	2,282.45	2,487.18	2,500.00	2,500.00	236.83	.00	.00	
1040244	LOGO/MARKETING	.00	.00	.00	.00	.00	.00	.00	.00	
1040250	SUPPLIES & MAINTENAN	700.00	749.00	.00	700.00	700.00	.00	.00	.00	
1040260	BUILDING & GROUNDS MAINTENANC	.00	.00	496.87	.00	.00	.00	.00	.00	
1040261	COMMUNITY SIGN MAINTENANCE	.00	65,020.50	.00	.00	.00	.00	.00	.00	
1040262	WENDELL PETTERSON SIGN AGRMN	1,000.00	1,000.00	1,000.00	1,000.00	1,000.00	.00	.00	.00	
1040263	UDOT SIGN LICENSE	.00	.00	.00	.00	.00	.00	.00	.00	
1040270	UTILITIES (BILLBOARDS/SIGNS)	586.88	576.12	942.64	600.00	600.00	149.79	.00	.00	
1040271	GAS - (QUESTAR)	.00	.00	.00	.00	.00	.00	.00	.00	
1040272	ANNUAL BILLBOARD PERMIT	270.00	270.00	270.00	300.00	300.00	.00	.00	.00	
1040280	TELEPHONE	362.98	365.82	345.29	500.00	500.00	96.92	.00	.00	
1040281	INTERNET	1,663.38	252.00	252.00	300.00	300.00	63.00	.00	.00	
1040310	SERVICES DATA PROCESSING	.00	.00	85.00	.00	.00	.00	.00	.00	
1040311	US WEATHER STATION	.00	.00	.00	.00	.00	.00	.00	.00	
1040312	COMPUTER SOFTWARE	9,291.00	9,591.00	9,591.00	10,800.00	10,800.00	9,291.00	.00	.00	
1040313	COMPUTER HARDWARE	.00	89.99	.00	.00	.00	.00	.00	.00	

Account Number	Account Title	2018-19 Prior year 3 Actual	2019-20 Prior year 2 Actual	2020-21 Prior year Actual	2021-22 Current year Aproved Budget	2021-22 Current year Modified Budget	2021-22 Current year Actual	2022-23 Future year Requested Budget	2022-23 Future year Tentative Budget	CHANGES TO BUDGET
1040320	ENGINEERING	.00	.00	.00	.00	.00	.00	.00	.00	
1040330	LEGAL	.00	.00	.00	.00	.00	.00	.00	.00	
1040340	ACCOUNTING & AUDITING	.00	.00	.00	.00	.00	.00	.00	.00	
1040341	ACCOUNTING ASSISTANCE	.00	.00	.00	.00	.00	.00	.00	.00	
1040345	BANK FEES	564.74	602.53	1,156.28	600.00	600.00	18.54	.00	.00	
1040346	BANK FEES FOR DIRECT DEPOSITS	.00	.00	.00	.00	.00	.00	.00	.00	
1040347	CREDIT CARD SERVICE FEE	1,725.30	1,340.99	1,718.14	1,900.00	1,900.00	122.49	.00	.00	
1040348	RESERVE #	.00	.00	.00	.00	.00	.00	.00	.00	
1040349	RESERVE #	.00	.00	.00	.00	.00	.00	.00	.00	
1040350	GENERAL HEALTH - ULGT SAFETY	.00	.00	.00	.00	.00	.00	.00	.00	
1040360	EDUCATION	225.00	.00	.00	.00	.00	.00	.00	.00	
1040365	EDUCATION - LETN	.00	.00	.00	.00	.00	.00	.00	.00	
1040370	OTHER PROFESSIONAL & TECHNICA	401.35	350.00	350.00	500.00	500.00	.00	.00	.00	
1040371	IMPACT FEE ANALYSIS	.00	.00	.00	.00	.00	.00	.00	.00	
1040372	RECORDING FEES	115.85	380.76	41.95	200.00	200.00	.00	.00	.00	
1040380	OTHER SERVICES	.00	.00	.00	.00	.00	.00	.00	.00	
1040381	911 DISPATCH	.00	.00	.00	.00	.00	.00	.00	.00	
1040410	INSURANCE	262.84	128.37	220.47	500.00	500.00	246.56	.00	.00	
1040420	COLLECTING TAXES	.00	.00	.00	.00	.00	.00	.00	.00	
1040430	INTEREST	.00	.00	.00	.00	.00	.00	.00	.00	
1040431	SET UP FEE ON BORROWING	.00	.00	.00	.00	.00	.00	.00	.00	
1040440	INTEREST TAX ANTICIPATION	.00	.00	.00	.00	.00	.00	.00	.00	
1040450	MISCELLANEOUS SUPPLIES	128.49	128.91	60.40	100.00	100.00	55.56	.00	.00	
1040460	MISCELLANEOUS SERVICES	.00	5,030.00	.00	.00	.00	.00	.00	.00	
1040461	EPP TRAINING	.00	.00	.00	.00	.00	.00	.00	.00	
1040462	LIBRARY ELECTION	.00	.00	.00	.00	.00	.00	.00	.00	
1040470	YOUTH COUNCIL /YCC TRAINING	.00	.00	.00	.00	.00	.00	.00	.00	
1040471	YOUTH C C SPECIAL PROJECTS	.00	.00	.00	.00	.00	.00	.00	.00	
1040472	YOUTH COURT	.00	.00	.00	.00	.00	.00	.00	.00	
1040480	BAD DEBTS EXPENSE	.00	.00	.00	.00	.00	.00	.00	.00	
1040485	RESERVED	.00	.00	.00	.00	.00	.00	.00	.00	
1040500	EQUIPMENT LESS THAN $5000	.00	.00	.00	.00	.00	.00	.00	.00	
1040510	LAND	.00	.00	.00	.00	.00	.00	.00	.00	
1040520	BUILDING	.00	.00	.00	.00	.00	.00	.00	.00	
1040530	IMPROVEMENTS TO BUILDING	.00	.00	.00	.00	.00	.00	.00	.00	
1040531	IMPROVEMENTS OTHER	.00	.00	.00	.00	.00	.00	.00	.00	
1040532	IMPROVEMENT - TENNIS COURT	.00	.00	.00	.00	.00	.00	.00	.00	
1040540	EQUIPMENT - ENERGY UPGRADE	.00	.00	.00	.00	.00	.00	.00	.00	
1040541	COMPUTER PURCHASES	.00	.00	.00	.00	.00	.00	.00	.00	

Account Number	Account Title	2018-19 Prior year 3 Actual	2019-20 Prior year 2 Actual	2020-21 Prior year Actual	2021-22 Current year Aproved Budget	2021-22 Current year Modified Budget	2021-22 Current year Actual	2022-23 Future year Requested Budget	2022-23 Future year Tentative Budget	CHANGES TO BUDGET
1040542	COMPUTER NETWORK	.00	.00	.00	.00	.00	.00	.00	.00	
1040550	SPECIAL PROJCT - CASELLE LEASE	.00	.00	.00	.00	.00	.00	.00	.00	
1040551	C.D.B.G./A.D.A.	.00	.00	.00	.00	.00	.00	.00	.00	
1040552	CDBG CROWN	.00	.00	.00	.00	.00	.00	.00	.00	
1040553	WAGON LAND ADVENTURES GRANT	.00	.00	.00	.00	.00	.00	.00	.00	
1040554	LINE OF CREDIT	.00	.00	.00	.00	.00	.00	.00	.00	
1040560	OTHER	.00	.00	.00	.00	.00	.00	.00	.00	
1040605	TELECOMMUNICATION STUDY	.00	.00	.00	.00	.00	.00	.00	.00	
1040610	HOSPITAL BOND PMT - TREMONTON	.00	.00	.00	.00	.00	.00	.00	.00	
1040620	HOSPITAL INTEREST TREMONTON	.00	.00	.00	.00	.00	.00	.00	.00	
1040630	COLLECTION CHARGES ON BONDS	.00	.00	.00	.00	.00	.00	.00	.00	
1040701	NEW PHONE SYSTEM	.00	.00	.00	.00	.00	.00	.00	.00	
1040705	LAND ACQUISITION	.00	.00	.00	.00	.00	.00	.00	.00	
1040706	EQUIPMENT GREATER THAN $5000	.00	.00	.00	.00	.00	.00	.00	.00	
1040710	SEED TREMONTON/USU/BRIGHAM	.00	.00	.00	.00	.00	.00	.00	.00	
1040715	TRANSFER TO RDA #2	.00	.00	.00	.00	.00	.00	.00	.00	
1040716	RES RDA #2 #3 SALES TAX GUARA	.00	.00	.00	.00	.00	.00	.00	.00	
1040720	CONTRIBUTIONS TO OTHER FUNDS	.00	.00	.00	.00	.00	.00	.00	.00	
1040730	INTERGOVERNMENTAL CHARGES	.00	.00	.00	.00	.00	.00	.00	.00	
1040801	TELEPHONE LEASE	.00	.00	.00	.00	.00	.00	.00	.00	
1040802	TAN LEASE PAYMENT	.00	.00	.00	.00	.00	.00	.00	.00	
1040851	INTEREST - TELEPHONE LEASE	.00	.00	.00	.00	.00	.00	.00	.00	
1040900	SUNDRY EXPENSE	.00	.00	.00	.00	.00	.00	.00	.00	
1040930	INTERFUND LOAN - WLF	.00	.00	.00	.00	.00	.00	.00	.00	
1040990	VOID CHECKS FILE	.00	.00	.00	.00	.00	.00	.00	.00	
Total NON DEPARTMENTAL:		51,465.43	107,627.51	37,713.75	50,100.00	50,100.00	13,400.14	.00	.00	
CITY COUNCIL										
1041100	SALARIES	7,201.57	7,389.72	7,243.53	7,500.00	7,500.00	1,273.25	.00	.00	
1041101	OVERTIME WAGES	1,042.64	1,748.88	1,921.50	2,000.00	2,000.00	851.81	.00	.00	
1041106	DRUG TESTING	.00	.00	.00	.00	.00	.00	.00	.00	
1041130	BENEFITS	27,794.39	32,402.42	34,135.39	25,000.00	25,000.00	9,807.95	.00	.00	
1041140	HSA CONTRIBUTION	6,005.86	5,999.51	5,996.47	5,700.00	5,700.00	1,900.00	.00	.00	
1041212	MEMBERSHIPS/DUES	5,455.71	5,496.53	5,496.53	6,000.00	6,000.00	6,299.07	.00	.00	
1041230	TRAVEL	4,110.02	4,409.74	3,722.26	8,000.00	8,000.00	764.45	.00	.00	
1041240	OFFICE SUPPLIES & EXPENSES	.00	.00	.00	.00	.00	.00	.00	.00	
1041241	POSTAGE	76.47	71.90	79.92	100.00	100.00	19.20	.00	.00	
1041242	DISCRETIONARY	.00	1,150.00	.00	.00	.00	.00	.00	.00	

Account Number	Account Title	2018-19 Prior year 3 Actual	2019-20 Prior year 2 Actual	2020-21 Prior year Actual	2021-22 Current year Aproved Budget	2021-22 Current year Modified Budget	2021-22 Current year Actual	2022-23 Future year Requested Budget	2022-23 Future year Tentative Budget	CHANGES TO BUDGET
1041243	ECONOMIC DEVELOPMENT	.00	.00	.00	.00	.00	.00	.00	.00	
1041244	COMMUNITY RELATIONS	900.00	.00	5,000.00	1,000.00	1,000.00	.00	.00	.00	
1041250	SUPPLIES & MAINTENAN	.00	.00	.00	.00	.00	.00	.00	.00	
1041280	TELEPHONE	.00	.00	.00	.00	.00	.00	.00	.00	
1041281	INTERNET	.00	.00	.00	.00	.00	.00	.00	.00	
1041310	DATA PROCESSING	288.00	344.00	308.00	300.00	300.00	24.00	.00	.00	
1041312	COMPUTER SOFTWARE	.00	.00	.00	.00	.00	.00	.00	.00	
1041313	COMPUTER HARDWARE ALLOWANCE	.00	5,661.94	.00	5,000.00	5,000.00	.00	.00	.00	
1041360	EDUCATION	5,231.43	1,635.00	5,298.24	4,000.00	4,000.00	.00	.00	.00	
1041410	INSURANCE - OVERRIDE	.00	.00	.00	.00	.00	.00	.00	.00	
1041440	INTEREST TAX ANTICIPATION	.00	.00	.00	.00	.00	.00	.00	.00	
1041450	MISCELLANEOUS SUPPLIES	430.84	99.37	253.61	1,000.00	1,000.00	.00	.00	.00	
1041451	BOYS/GIRLS STATE	.00	.00	.00	.00	.00	.00	.00	.00	
1041452	YOUTH COUNCIL/YCC TRAINING	.00	.00	.00	.00	.00	.00	.00	.00	
1041460	MISCELLANEOUS SERVICES	.00	300.00	.00	300.00	300.00	.00	.00	.00	
1041462	HEALTHY HEART - TAYLOR WILLIAM	.00	.00	.00	.00	.00	.00	.00	.00	
1041463	CLG GRANT MATCH	.00	.00	.00	.00	.00	.00	.00	.00	
1041500	EQUIPMENT LESS THAN $5000	.00	.00	.00	.00	.00	.00	.00	.00	
1041550	SPECIAL PROJECTS	.00	.00	.00	.00	.00	.00	.00	.00	
1041570	NEW HOPE CRISIS	2,000.00	2,000.00	2,000.00	2,000.00	2,000.00	2,000.00	.00	.00	
1041571	GIRLS AND BOYS CLUB	2,500.00	.00	.00	2,500.00	2,500.00	.00	.00	.00	
1041572	MISS BEAR RIVER PAGEANT	600.00	.00	600.00	600.00	600.00	.00	.00	.00	
1041573	BOX ELDER CHAMBER	.00	.00	5,000.00	.00	.00	.00	.00	.00	
1041706	EQUIPMENT GREATER THAN $5000	.00	.00	.00	.00	.00	.00	.00	.00	
1041715	OPTION FOR MORRISON PROPERTY	.00	.00	.00	.00	.00	.00	.00	.00	
Total CITY COUNCIL:		63,636.93	68,709.01	77,055.45	71,000.00	71,000.00	22,939.73	.00	.00	
COURT										
1042100	SALARIES	54,104.63	62,259.32	60,050.55	61,200.00	61,200.00	11,411.90	.00	.00	
1042101	OVERTIME WAGES	.00	.00	.00	.00	.00	.00	.00	.00	
1042102	MERIT	108.30	.00	108.30	.00	.00	54.15	.00	.00	
1042106	DRUG TEST/PHYSICAL	.00	.00	110.00	.00	.00	.00	.00	.00	
1042110	TEMPORARY WAGES (CONFLICT)	.00	.00	.00	500.00	500.00	.00	.00	.00	
1042130	BENEFITS	36,748.44	40,744.89	36,384.18	23,500.00	23,500.00	4,499.51	.00	.00	
1042140	WITNESS FEES	203.50	55.50	.00	300.00	300.00	.00	.00	.00	
1042141	HSA CONTRIBUTION	.00	.00	.00	1,300.00	1,300.00	650.00	.00	.00	
1042142	JUROR FEE	333.00	.00	.00	500.00	500.00	.00	.00	.00	
1042145	SERVING FEES	.00	.00	.00	.00	.00	.00	.00	.00	

Account Number	Account Title	2018-19 Prior year 3 Actual	2019-20 Prior year 2 Actual	2020-21 Prior year Actual	2021-22 Current year Aproved Budget	2021-22 Current year Modified Budget	2021-22 Current year Actual	2022-23 Future year Requested Budget	2022-23 Future year Tentative Budget	CHANGES TO BUDGET
1042146	RESTITUTIONS & REIMBURSEMENTS	.00	.00	.00	.00	.00	.00	.00	.00	
1042150	CONSTABLE	.00	.00	.00	.00	.00	.00	.00	.00	
1042210	BOOKS & SUBSCRIPTIONS	927.64	974.64	1,104.15	1,000.00	1,000.00	714.21	.00	.00	
1042212	MEMBERSHIPS/DUES	70.00	.00	.00	.00	.00	.00	.00	.00	
1042213	INTERPRETER FEES	344.43	346.51	159.20	400.00	400.00	149.50	.00	.00	
1042230	TRAVEL	516.79	1,103.72	.00	1,800.00	1,800.00	.00	.00	.00	
1042240	OFFICE SUPPLIES & EXPENSES	424.94	385.44	331.58	800.00	800.00	452.69	.00	.00	
1042241	POSTAGE	430.76	266.38	275.69	500.00	500.00	86.53	.00	.00	
1042243	COPIER/SUPPLIES	63.99	.00	151.59	200.00	200.00	90.17	.00	.00	
1042250	SUPPLIES & MAINTENAN	211.09	.00	146.99	500.00	500.00	.00	.00	.00	
1042255	JUDGE'S VEHICLE ALLOWANCE	5,050.24	1,584.96	5,114.00	5,500.00	5,500.00	1,043.25	.00	.00	
1042260	BUILDING & GROUNDS MAINTENANC	.00	.00	.00	.00	.00	.00	.00	.00	
1042270	UTILITIES	.00	.00	.00	.00	.00	.00	.00	.00	
1042280	TELEPHONE	363.71	989.91	1,171.86	1,200.00	1,200.00	321.18	.00	.00	
1042281	INTERNET	457.20	457.20	480.00	600.00	600.00	123.09	.00	.00	
1042290	OFFICE RENT	.00	.00	.00	.00	.00	.00	.00	.00	
1042310	SERVICES DATA PROCESSING	563.13	513.94	968.69	1,500.00	1,500.00	95.63	.00	.00	
1042312	COMPUTER SOFTWARE	62.38	346.85	4,183.11	1,000.00	1,000.00	457.20	.00	.00	
1042313	COMPUTER HARDWARE	182.45	8.68	1,039.12	1,300.00	1,300.00	.00	.00	.00	
1042330	LEGAL	.00	.00	.00	300.00	300.00	.00	.00	.00	
1042340	ACCOUNTING & AUDITING	.00	.00	.00	.00	.00	.00	.00	.00	
1042360	EDUCATION	95.00	175.00	.00	300.00	300.00	.00	.00	.00	
1042370	OTHER PROFESSIONAL & TECHNICA	.00	.00	.00	.00	.00	.00	.00	.00	
1042415	CARES ACT (COVID 19)	.00	234.96	3.02	.00	.00	.00	.00	.00	
1042450	MISCELLANEOUS SUPPLIES	214.06	260.97	.00	100.00	100.00	.00	.00	.00	
1042460	MISCELLANEOUS SERVICES	.00	.00	.00	100.00	100.00	.00	.00	.00	
1042480	BAD DEBTS EXPENSE	.00	.00	.00	.00	.00	.00	.00	.00	
1042490	INDIGENT DEFENSE	.00	.00	.00	.00	.00	.00	.00	.00	
1042500	EQUIPMENT LESS THAN $5000	.00	.00	.00	.00	.00	.00	.00	.00	
1042501	COURT GRANTS	1,600.00	.00	.00	.00	.00	.00	.00	.00	
1042706	EQUIPMENT GREATER THAN $5000	.00	.00	.00	.00	.00	.00	.00	.00	
Total COURT:		103,075.68	110,708.87	111,782.03	104,400.00	104,400.00	20,149.01	.00	.00	
CITY ADMINISTRATION										
1045100	SALARIES	37,295.11	38,288.14	39,541.98	127,000.00	127,000.00	7,700.00	.00	.00	
1045102	MERIT	.00	.00	.00	.00	.00	.00	.00	.00	
1045106	DRUG TEST/PHYSICAL	.00	.00	.00	.00	.00	.00	.00	.00	
1045130	BENEFITS	18,020.30	19,358.76	20,023.87	60,300.00	60,300.00	3,743.35	.00	.00	

Account Number	Account Title	2018-19 Prior year 3 Actual	2019-20 Prior year 2 Actual	2020-21 Prior year Actual	2021-22 Current year Aproved Budget	2021-22 Current year Modified Budget	2021-22 Current year Actual	2022-23 Future year Requested Budget	2022-23 Future year Tentative Budget	CHANGES TO BUDGET
1045140	HSA CONTRIBUTION	.00	.00	.00	.00	.00	.00	.00	.00	
1045145	INSURANCE - VEHICLE	.00	.00	.00	.00	.00	.00	.00	.00	
1045212	MEMBERSHIPS/DUES	.00	100.00	100.00	200.00	200.00	.00	.00	.00	
1045230	TRAVEL	4.00	.00	.00	200.00	200.00	.00	.00	.00	
1045241	POSTAGE	.00	.00	.00	.00	.00	.00	.00	.00	
1045249	NOTARY	.00	.00	.00	.00	.00	.00	.00	.00	
1045250	MANAGER VEHICLE ALLOWANCE	5,527.34	5,637.84	5,750.68	5,900.00	5,900.00	1,128.00	.00	.00	
1045251	SUPPLIES & MAINTENAN	50.00	.00	.00	.00	.00	.00	.00	.00	
1045280	TELEPHONE	1,014.91	1,039.72	1,010.26	1,400.00	1,400.00	151.76	.00	.00	
1045281	INTERNET	457.20	457.20	480.00	600.00	600.00	123.09	.00	.00	
1045284	NOTARY - DNT	.00	.00	.00	.00	.00	.00	.00	.00	
1045310	SERVICES DATA PROCESSING	997.08	947.89	1,008.14	1,500.00	1,500.00	95.63	.00	.00	
1045312	COMPUTER SOFTWARE	202.33	486.80	328.06	600.00	600.00	7.20	.00	.00	
1045313	COMPUTER HARDWARE	7.45	75.67	502.80	3,000.00	3,000.00	.00	.00	.00	
1045360	EDUCATION	25.00	25.00	.00	100.00	100.00	.00	.00	.00	
1045415	CARES ACT (COVID 19)	.00	234.96	3.02	.00	.00	.00	.00	.00	
1045450	MISCELLANEOUS SUPPLIES	61.04	114.32	144.92	300.00	300.00	67.48	.00	.00	
1045540	EQUIPMENT LESS THAN $5000	.00	.00	.00	.00	.00	.00	.00	.00	
1045706	EQUIPMENT GREATER THAN $5000	.00	.00	.00	.00	.00	.00	.00	.00	
Total CITY ADMINISTRATION:		63,661.76	66,766.30	68,893.73	201,100.00	201,100.00	13,016.51	.00	.00	
TREASURER										
1046100	SALARIES	31,722.63	29,376.86	31,884.65	37,000.00	37,000.00	6,551.82	.00	.00	
1046101	OVERTIME WAGES	1,592.55	2,159.92	1,697.71	1,800.00	1,800.00	13.92	.00	.00	
1046102	MERIT	.00	.00	162.45	100.00	100.00	.00	.00	.00	
1046106	DRUG TEST/PHYSICAL	300.00	109.00	.00	.00	.00	.00	.00	.00	
1046130	BENEFITS	15,933.05	15,715.32	15,326.62	14,000.00	14,000.00	2,451.54	.00	.00	
1046140	HSA CONTRIBUTION	2,900.00	4,300.00	4,300.00	3,800.00	3,800.00	1,900.00	.00	.00	
1046212	MEMBERSHIPS/DUES	220.00	220.00	284.00	300.00	300.00	234.00	.00	.00	
1046220	CITIZEN RELATIONS ADS/PUB NOT	580.00	500.00	284.00	1,500.00	1,500.00	.00	.00	.00	
1046230	TRAVEL	1,173.87	192.21	.00	2,500.00	2,500.00	.00	.00	.00	
1046241	POSTAGE	.00	.00	.00	.00	.00	.00	.00	.00	
1046250	SUPPLIES & MAINTENAN	.00	.00	33.73	.00	.00	8.73	.00	.00	
1046280	TELEPHONE	1,029.29	1,550.71	1,505.29	1,500.00	1,500.00	420.86	.00	.00	
1046281	INTERNET	914.28	914.28	960.00	1,100.00	1,100.00	246.15	.00	.00	
1046310	SERVICES DATA PROCESSING	1,961.89	1,943.66	2,064.27	3,000.00	3,000.00	195.27	.00	.00	
1046312	COMPUTER SOFTWARE	62.38	481.69	601.23	900.00	900.00	14.40	.00	.00	
1046313	COMPUTER HARDWARE	3,816.40	17.36	.76-	300.00	300.00	.00	.00	.00	

Account Number	Account Title	2018-19 Prior year 3 Actual	2019-20 Prior year 2 Actual	2020-21 Prior year Actual	2021-22 Current year Aproved Budget	2021-22 Current year Modified Budget	2021-22 Current year Actual	2022-23 Future year Requested Budget	2022-23 Future year Tentative Budget	CHANGES TO BUDGET
1046360	EDUCATION	190.00	.00	175.00	1,000.00	1,000.00	.00	.00	.00	
1046415	CARES ACT (COVID 19)	.00	469.92	6.04	.00	.00	.00	.00	.00	
1046500	EQUIPMENT LESS THAN $5000	.00	.00	.00	.00	.00	.00	.00	.00	
1046706	EQUIPMENT GREATER THAN $5000	.00	.00	.00	.00	.00	.00	.00	.00	
Total TREASURER:		62,396.34	57,950.93	59,284.23	68,800.00	68,800.00	12,036.69	.00	.00	
RECORDER										
1047100	SALARIES	32,990.06	34,348.18	35,594.66	37,500.00	37,500.00	7,139.96	.00	.00	
1047101	OVERTIME WAGES	835.99	1,193.51	1,474.93	1,000.00	1,000.00	631.13	.00	.00	
1047102	MERIT	108.30	.00	270.75	100.00	100.00	.00	.00	.00	
1047103	CONTRACTED MINUTE TAKER	4,400.04	4,400.04	4,400.04	4,500.00	4,500.00	800.00	.00	.00	
1047106	DRUG TESTPHYSICAL	.00	.00	.00	.00	.00	.00	.00	.00	
1047130	BENEFITS	15,846.31	17,471.95	18,402.79	16,600.00	16,600.00	3,644.97	.00	.00	
1047140	HSA CONTRIBUTION	2,400.00	2,400.00	2,400.00	2,400.00	2,400.00	.00	.00	.00	
1047210	BOOKS/SUBSCRIPTIONS/	.00	90.00	.00	100.00	100.00	.00	.00	.00	
1047212	MEMBERSHIPS/DUES	580.00	1,595.00	720.00	1,000.00	1,000.00	175.00	.00	.00	
1047220	PUBLIC NOTICES	.00	.00	.00	.00	.00	.00	.00	.00	
1047225	ANNEXATION EXPENSE	.00	.00	.00	.00	.00	.00	.00	.00	
1047230	TRAVEL	4,175.46	924.82	223.83	2,500.00	2,500.00	80.75	.00	.00	
1047241	POSTAGE	.00	7.85	.00	100.00	100.00	.00	.00	.00	
1047247	CREDIT CARD USE FEE	.00	.00	.00	.00	.00	.00	.00	.00	
1047250	SUPPLIES & MAINTENANCE	65.57	.00	134.25	200.00	200.00	.00	.00	.00	
1047280	TELEPHONE	692.81	1,034.30	1,517.99	1,500.00	1,500.00	452.50	.00	.00	
1047281	INTERNET	1,142.88	1,142.88	720.00	800.00	800.00	184.62	.00	.00	
1047310	SERVICES DATA PROCESSING	2,820.92	2,773.69	1,654.26	2,500.00	2,500.00	145.45	.00	.00	
1047312	COMPUTER SOFTWARE	93.58	520.28	473.03	2,200.00	2,200.00	10.80	.00	.00	
1047313	COMPUTER HARDWARE	1,646.56	1,413.98	.00	1,400.00	1,400.00	.00	.00	.00	
1047332	CONTRACT MINUTE TAKER	.00	.00	.00	.00	.00	.00	.00	.00	
1047360	EDUCATION	2,615.00	1,578.00	21.20	2,700.00	2,700.00	450.00	.00	.00	
1047372	RECORDING FEES	.00	.00	51.95	.00	.00	.00	.00	.00	
1047415	CARES ACT (COVID 19)	.00	352.44	4.53	.00	.00	.00	.00	.00	
1047450	MISCELLANEOUS SUPPLIES	37.00	309.58	6.00	100.00	100.00	.00	.00	.00	
1047460	MISCELLANEOUS SERVICES	.00	.00	.00	.00	.00	.00	.00	.00	
1047500	EQUIPMENT LESS THAN $5000	.00	159.99	.00	200.00	200.00	.00	.00	.00	
1047540	PURCHASES OF EQUIPMENT	.00	.00	.00	.00	.00	.00	.00	.00	
1047706	EQUIPMENT GREATER THAN $5000	.00	.00	.00	.00	.00	.00	.00	.00	

Account Number	Account Title	2018-19 Prior year 3 Actual	2019-20 Prior year 2 Actual	2020-21 Prior year Actual	2021-22 Current year Aproved Budget	2021-22 Current year Modified Budget	2021-22 Current year Actual	2022-23 Future year Requested Budget	2022-23 Future year Tentative Budget	CHANGES TO BUDGET
Total RECORDER:		70,450.48	71,716.49	68,070.21	77,400.00	77,400.00	13,715.18	.00	.00	
PROFESSIONAL										
1048100	SALARIES	.00	.00	.00	.00	.00	.00	.00	.00	
1048106	DRUG TESTING	.00	.00	.00	.00	.00	.00	.00	.00	
1048130	BENEFITS	.00	.00	.00	.00	.00	.00	.00	.00	
1048140	WITNESS FEES	.00	.00	.00	.00	.00	.00	.00	.00	
1048200	SPECIAL DEPARTMENT SUPPLIES	.00	.00	.00	.00	.00	.00	.00	.00	
1048230	TRAVEL	.00	.00	.00	.00	.00	.00	.00	.00	
1048240	OFFICE SUPPLIES & EXPENSES	.00	.00	.00	.00	.00	.00	.00	.00	
1048250	SUPPLIES & MAINTENAN	.00	.00	.00	.00	.00	.00	.00	.00	
1048270	UTILITIES (RR CROSSING SIGNAL)	208.93	208.86	214.64	300.00	300.00	36.33	.00	.00	
1048310	SERVICES DATA PROCESSING	.00	.00	.00	.00	.00	.00	.00	.00	
1048312	COMPUTER SOFTWARE	.00	.00	.00	.00	.00	.00	.00	.00	
1048313	COMPUTER HARDWARE	.00	.00	.00	.00	.00	.00	.00	.00	
1048320	ENGINEERING	3,869.50	3,387.50	5,689.25	7,000.00	7,000.00	.00	.00	.00	
1048321	600 N STREET IMPROVEMENT	.00	.00	.00	.00	.00	.00	.00	.00	
1048322	400 W WATER & SEWER PROJECT	.00	.00	.00	.00	.00	.00	.00	.00	
1048323	200 W STREET & STORM DRAINAGE	.00	.00	.00	.00	.00	.00	.00	.00	
1048324	10TH W WATER LINE REPLACEMENT	.00	.00	.00	.00	.00	.00	.00	.00	
1048325	100 S & 100 N STREET IMPROVEMT	.00	.00	.00	.00	.00	.00	.00	.00	
1048330	LEGAL	10,750.42	6,437.50	4,437.50	7,000.00	7,000.00	156.25	.00	.00	
1048331	LEGAL - CRIMINAL	36,945.40	30,125.00	31,562.50	40,000.00	40,000.00	1,687.50	.00	.00	
1048340	ACCOUNTING & AUDITING	18,996.68	18,978.23	13,229.04	27,500.00	27,500.00	.00	.00	.00	
1048350	OTHER PROFESSIONAL FEES	.00	469.00	.00	.00	.00	2,268.00	.00	.00	
1048351	PROFESSIONAL - NUISANCE	.00	.00	.00	.00	.00	.00	.00	.00	
1048352	INDIGENT DEFENSE	10,200.00	7,275.00	7,425.00	12,000.00	12,000.00	1,050.00	.00	.00	
1048360	EDUCATION	.00	.00	.00	.00	.00	.00	.00	.00	
1048370	RAILROAD INSPECTION	10,808.25	11,550.00	12,600.00	12,600.00	12,600.00	2,100.00	.00	.00	
1048371	RR MAINTENANCE	.00	4,582.98	4,871.00	4,500.00	4,500.00	.00	.00	.00	
1048500	EQUIPMENT LESS THAN $5000	.00	.00	.00	.00	.00	.00	.00	.00	
1048706	EQUIPMENT GREATER THAN $5000	.00	.00	.00	.00	.00	.00	.00	.00	
Total PROFESSIONAL:		91,779.18	83,014.07	80,028.93	110,900.00	110,900.00	7,298.08	.00	.00	
ECONOMIC DEVELOPMENT										
1049100	SALARIES	.00	.00	.00	.00	.00	.00	.00	.00	
1049130	BENEFITS	.00	.00	.00	.00	.00	.00	.00	.00	

Account Number	Account Title	2018-19 Prior year 3 Actual	2019-20 Prior year 2 Actual	2020-21 Prior year Actual	2021-22 Current year Aproved Budget	2021-22 Current year Modified Budget	2021-22 Current year Actual	2022-23 Future year Requested Budget	2022-23 Future year Tentative Budget	CHANGES TO BUDGET
1049140	HRA CONTRIBUTION	.00	.00	.00	.00	.00	.00	.00	.00	
1049212	MEMBERSHIP DUES	5,559.00	2,737.00	215.00	3,000.00	3,000.00	2,672.00	.00	.00	
1049230	TRAVEL	.00	.00	.00	.00	.00	.00	.00	.00	
1049240	OFFICE SUPPLIES & EXPENSE	.00	.00	.00	.00	.00	.00	.00	.00	
1049244	MARKETING	.00	.00	.00	.00	.00	.00	.00	.00	
1049280	TELEPHONE	.00	.00	.00	.00	.00	.00	.00	.00	
1049320	ENGINEERING	.00	.00	.00	1,000.00	1,000.00	.00	.00	.00	
1049330	LEGAL	593.75	.00	62.50	500.00	500.00	.00	.00	.00	
1049360	EDUCATION	.00	.00	.00	.00	.00	.00	.00	.00	
1049370	OTHER PROFESSIONAL & TECHNICA	7,974.00	.00	.00	75,000.00	75,000.00	.00	.00	.00	
1049450	MISCELLANEOUS SUPPLIES	.00	300.00	300.00	300.00	300.00	.00	.00	.00	
1049715	PROPERTY PURCHASE	.00	.00	.00	.00	.00	.00	.00	.00	
Total ECONOMIC DEVELOPMENT:		14,126.75	3,037.00	577.50	79,800.00	79,800.00	2,672.00	.00	.00	
ELECTION										
1050100	SALARIES	.00	.00	.00	.00	.00	.00	.00	.00	
1050101	OVERTIME WAGES	.00	.00	.00	.00	.00	.00	.00	.00	
1050130	BENEFITS	.00	.00	.00	.00	.00	.00	.00	.00	
1050200	SPECIAL DEPARTMENT SUPPLIES	.00	138.73	.00	200.00	200.00	.00	.00	.00	
1050220	PUBLIC NOTICES	193.38	145.49	172.48	200.00	200.00	.00	.00	.00	
1050230	TRAVEL	.00	.00	.00	100.00	100.00	.00	.00	.00	
1050241	POSTAGE	.00	.00	.00	.00	.00	.00	.00	.00	
1050430	INTEREST	.00	.00	.00	.00	.00	.00	.00	.00	
1050450	MISCELLANEOUS SUPPLIES	.00	.00	.00	.00	.00	.00	.00	.00	
1050460	MISCELLANEOUS SERVICES	.00	7,714.10	.00	20,500.00	20,500.00	.00	.00	.00	
Total ELECTION:		193.38	7,998.32	172.48	21,000.00	21,000.00	.00	.00	.00	
CIVIC CENTER										
1051100	SALARIES	3,910.84	5,055.55	5,997.05	5,500.00	5,500.00	1,174.73	.00	.00	
1051101	OVERTIME WAGES	.00	.00	.00	.00	.00	.00	.00	.00	
1051102	MERIT	.00	.00	.00	.00	.00	.00	.00	.00	
1051106	DRUG TESTING	.00	.00	.00	.00	.00	.00	.00	.00	
1051130	BENEFITS	1,200.20	516.09	933.75	1,200.00	1,200.00	101.53	.00	.00	
1051140	HSA CONTIRBUTION	.00	.00	.00	.00	.00	.00	.00	.00	
1051200	SPECIAL DEPARTMENT SUPPLIES	.00	.00	.00	.00	.00	.00	.00	.00	
1051240	OFFICE SUPPLIES & EXPENSES	.00	.00	.00	.00	.00	.00	.00	.00	
1051250	SUPPLIES & MAINT.	30.00	.00	89.99	100.00	100.00	.00	.00	.00	

Account Number	Account Title	2018-19 Prior year 3 Actual	2019-20 Prior year 2 Actual	2020-21 Prior year Actual	2021-22 Current year Aproved Budget	2021-22 Current year Modified Budget	2021-22 Current year Actual	2022-23 Future year Requested Budget	2022-23 Future year Tentative Budget	CHANGES TO BUDGET
1051260	BUILDING & GROUNDS MAINTENANC	4,518.53	2,779.05	14,552.84	5,000.00	5,000.00	379.95	.00	.00	
1051261	BUILDING IMPROVMNT/PARKING LOT	.00	.00	.00	.00	.00	.00	.00	.00	
1051268	TREES	.00	.00	.00	300.00	300.00	.00	.00	.00	
1051270	UTILITIES	6,456.98	5,535.31	6,263.56	6,500.00	6,500.00	1,498.34	.00	.00	
1051271	GAS - (QUESTAR)	4,132.43	4,536.81	4,735.88	5,500.00	5,500.00	42.91	.00	.00	
1051280	TELEPHONE	.00	.00	.00	.00	.00	.00	.00	.00	
1051281	INTERNET	228.60	228.60	240.00	300.00	300.00	61.53	.00	.00	
1051290	CIVIC CENTER PURCHASES	.00	.00	.00	.00	.00	.00	.00	.00	
1051310	SERVICES DATA PROCESSING	1,092.62	931.78	567.26	1,000.00	1,000.00	49.82	.00	.00	
1051312	COMPUTER SOFTWARE	124.76	491.44	3,423.05	800.00	800.00	528.60	.00	.00	
1051313	COMPUTER HARDWARE	458.72	17.33	4,070.00	100.00	100.00	.00	.00	.00	
1051320	ENGINEERING	.00	.00	.00	.00	.00	.00	.00	.00	
1051323	CONTRACT LABOR - MOWING	2,162.21	2,311.18	2,268.81	3,000.00	3,000.00	1,066.14	.00	.00	
1051324	CONTRACT LABOR - ADA/CARPETS	.00	.00	.00	.00	.00	.00	.00	.00	
1051410	INSURANCE	1,278.15	1,364.93	1,339.84	1,400.00	1,400.00	1,354.50	.00	.00	
1051415	CARES ACT (COVID 19)	.00	171.41	16.49	.00	.00	.00	.00	.00	
1051450	MISCELLANEOUS SUPPLIES	.00	660.00	.00	100.00	100.00	.00	.00	.00	
1051460	MISCELLANEOUS SERVICES	.00	.00	.00	.00	.00	.00	.00	.00	
1051461	LAWN CARE	.00	.00	.00	.00	.00	.00	.00	.00	
1051500	EQUIPMENT LESS THAN $5000	.00	.00	.00	.00	.00	.00	.00	.00	
1051530	SC HOLE FILLED/CIVIC BLD FURNI	.00	.00	.00	.00	.00	.00	.00	.00	
1051531	GENERATOR	.00	.00	.00	.00	.00	.00	.00	.00	
1051706	EQUIPMENT GREATER THAN $5000	.00	.00	.00	.00	.00	.00	.00	.00	
Total CIVIC CENTER:		25,594.04	24,599.48	44,498.52	30,800.00	30,800.00	6,258.05	.00	.00	
PLANNING & COMM DEVELOPMENT										
1052100	SALARIES	.00	.00	.00	.00	.00	.00	.00	.00	
1052101	OVERTIME WAGES	.00	.00	.00	.00	.00	.00	.00	.00	
1052102	MERIT	.00	.00	.00	.00	.00	.00	.00	.00	
1052106	DRUG TESTING	.00	.00	.00	.00	.00	.00	.00	.00	
1052130	BENEFITS	.00	.00	.00	.00	.00	.00	.00	.00	
1052140	HSA CONTRIBUTION	.00	.00	.00	.00	.00	.00	.00	.00	
1052160	HEALTH, SAFETY & WELFARE	.00	.00	.00	.00	.00	.00	.00	.00	
1052200	SPECIAL DEPARTMENT SUPPLIES	.00	.00	.00	.00	.00	.00	.00	.00	
1052220	PUBLIC NOTICES	269.64	500.33	1,202.74	700.00	700.00	.00	.00	.00	
1052230	TRAVEL/PARTIES	646.39	883.05	732.73	1,000.00	1,000.00	.00	.00	.00	
1052240	OFFICE SUPPLIES & EXPENSES	.00	.00	.00	.00	.00	.00	.00	.00	
1052241	POSTAGE	3.12	10.99	3.52	100.00	100.00	.00	.00	.00	

Account Number	Account Title	2018-19 Prior year 3 Actual	2019-20 Prior year 2 Actual	2020-21 Prior year Actual	2021-22 Current year Aproved Budget	2021-22 Current year Modified Budget	2021-22 Current year Actual	2022-23 Future year Requested Budget	2022-23 Future year Tentative Budget	CHANGES TO BUDGET
1052250	SUPPLIES & MAINTENAN	.00	6.00	.00	.00	.00	.00	.00	.00	
1052280	TELEPHONE	.00	.00	.00	.00	.00	.00	.00	.00	
1052281	INTERNET	.00	.00	.00	.00	.00	.00	.00	.00	
1052312	COMPUTER SOFTWARE	.00	.00	.00	.00	.00	.00	.00	.00	
1052313	COMPUTER HARDWARE	.00	.00	.00	.00	.00	.00	.00	.00	
1052320	ENGINEERING	34,574.41	88,448.76	80,084.78	80,000.00	80,000.00	6,280.43	.00	.00	
1052321	FAIRVIEW ESTATES SUBDIVISION	.00	.00	.00	.00	.00	.00	.00	.00	
1052322	HOLMGREN ESTATES SUBDIVISION	.00	.00	.00	.00	.00	.00	.00	.00	
1052323	COUNTRY VIEW SUBDIVISION	.00	.00	.00	.00	.00	.00	.00	.00	
1052324	ARCHIBALD ESTATES SUBDIVISION	.00	.00	.00	.00	.00	.00	.00	.00	
1052325	HARMONY HEIGHTS SUBDIVISION	.00	.00	.00	.00	.00	.00	.00	.00	
1052326	ROD THOMPSON APT PROJECT	.00	.00	.00	.00	.00	.00	.00	.00	
1052327	HIDDEN ESTATES	.00	.00	.00	.00	.00	.00	.00	.00	
1052328	SPRING ACRES SUBDIVISION	.00	.00	.00	.00	.00	.00	.00	.00	
1052329	RIVER VALLEY SUDDIVISION	.00	.00	.00	.00	.00	.00	.00	.00	
1052330	LEGAL	593.75	1,687.50	156.25	2,500.00	2,500.00	.00	.00	.00	
1052331	THE FARM SUBDIVISION	.00	.00	.00	.00	.00	.00	.00	.00	
1052332	ZOLLINGER-FRIDAL	.00	.00	.00	.00	.00	.00	.00	.00	
1052333	EXTREME PARTNERS SUBDIVISION	.00	.00	.00	.00	.00	.00	.00	.00	
1052334	GARFIELD SUBDIVISION	.00	.00	.00	.00	.00	.00	.00	.00	
1052335	HERITAGE ESTATES SUBDIVISION	.00	.00	.00	.00	.00	.00	.00	.00	
1052336	ROGER NELSON DEVELOPMENT	.00	.00	.00	.00	.00	.00	.00	.00	
1052337	CRONEY MINOR SUBDIVISION	.00	.00	.00	.00	.00	.00	.00	.00	
1052338	CROWN VILLAGE APARTMENTS	.00	.00	.00	.00	.00	.00	.00	.00	
1052339	SPRING ACRES III SUBDIVISION	.00	.00	.00	.00	.00	.00	.00	.00	
1052340	BEAR RIVER CONDO PROJECT	.00	.00	.00	.00	.00	.00	.00	.00	
1052341	KARNELY LEGACY SUBDIVISION	.00	.00	.00	.00	.00	.00	.00	.00	
1052342	COUNTRY MEADOWS SUBDIVISION	.00	.00	.00	.00	.00	.00	.00	.00	
1052343	TREMONT PLACE SUBDIVISION	.00	.00	.00	.00	.00	.00	.00	.00	
1052344	BENCHMARK PLAZA	.00	.00	.00	.00	.00	.00	.00	.00	
1052345	WEST LIBERTY FOODS PROJECT	.00	.00	.00	.00	.00	.00	.00	.00	
1052346	WAYNE ROSE MINOR SUBDIVISION	.00	.00	.00	.00	.00	.00	.00	.00	
1052347	HARMONY HEIGHTS SEWER OUTFAL	.00	.00	.00	.00	.00	.00	.00	.00	
1052348	STEVEN JENSEN MINOR SUBDIVISIO	.00	.00	.00	.00	.00	.00	.00	.00	
1052349	STAN STOKES SUBDIVISION	.00	.00	.00	.00	.00	.00	.00	.00	
1052350	KERR SUBDIVISION	.00	.00	.00	.00	.00	.00	.00	.00	
1052351	MAVERIK SUBDIVISION	.00	.00	.00	.00	.00	.00	.00	.00	
1052352	LA VISTA SUBDIVISION	.00	.00	.00	.00	.00	.00	.00	.00	
1052353	IVERSON SUBDIVISION	.00	.00	.00	.00	.00	.00	.00	.00	

Account Number	Account Title	2018-19 Prior year 3 Actual	2019-20 Prior year 2 Actual	2020-21 Prior year Actual	2021-22 Current year Aproved Budget	2021-22 Current year Modified Budget	2021-22 Current year Actual	2022-23 Future year Requested Budget	2022-23 Future year Tentative Budget	CHANGES TO BUDGET
1052354	OPEN ACRES SUBDIVISION	.00	.00	.00	.00	.00	.00	.00	.00	
1052355	HARRIS 2 LOT SUBDIVISION	.00	.00	.00	.00	.00	.00	.00	.00	
1052356	TREMONTON HOSPITAL SUBDIVISION	.00	.00	.00	.00	.00	.00	.00	.00	
1052357	TREMONTON PINES	.00	.00	.00	.00	.00	.00	.00	.00	
1052358	CRAIG CHRISTENSEN SUBDIVISION	.00	.00	.00	.00	.00	.00	.00	.00	
1052359	CHADAZ ESTATES SUBDIVISION	.00	.00	.00	.00	.00	.00	.00	.00	
1052360	EDUCATION	.00	.00	.00	.00	.00	.00	.00	.00	
1052361	HOLMGREN ESTATES EAST SUB	.00	.00	.00	.00	.00	.00	.00	.00	
1052362	BUTLER SUBDIVISION	.00	.00	.00	.00	.00	.00	.00	.00	
1052363	COUNTRY VIEW ESTATES #2	.00	.00	.00	.00	.00	.00	.00	.00	
1052364	CHADAZ ESTATES SUBDIVISION #2	.00	.00	.00	.00	.00	.00	.00	.00	
1052365	RIVER VALLEY SUBDIVISION #4	.00	.00	.00	.00	.00	.00	.00	.00	
1052366	MCFARLAND SUBDIVISION	.00	.00	.00	.00	.00	.00	.00	.00	
1052367	RIVER VALLEY SUBDIV - 4 PLEX	.00	.00	.00	.00	.00	.00	.00	.00	
1052368	PARK MEADOWS LOT LINE ADJ	.00	.00	.00	.00	.00	.00	.00	.00	
1052369	LOOKOUT POINT SUBDIVISION	.00	.00	.00	.00	.00	.00	.00	.00	
1052370	OTHER PROFESSIONAL & TECHNICA	5,723.82	16,177.32	51,860.72	20,000.00	20,000.00	3,604.00	.00	.00	
1052371	FAIRVIEW ESTATES PHASE 2	.00	.00	.00	.00	.00	.00	.00	.00	
1052372	BEAR RIVER HEALTH DEPT. SUB	.00	.00	.00	.00	.00	.00	.00	.00	
1052373	HOLMGREN ESTATES #8	.00	.00	.00	.00	.00	.00	.00	.00	
1052374	RIVER VALLEY #5	.00	.00	.00	.00	.00	.00	.00	.00	
1052375	S & D STOKES	.00	.00	.00	.00	.00	.00	.00	.00	
1052376	SPRING HOLLOW SUBDIVISION	.00	.00	.00	.00	.00	.00	.00	.00	
1052377	GARFIELD SUBDIVISION #2	.00	.00	.00	.00	.00	.00	.00	.00	
1052378	CLOVER FIELD SUBDIVISION	.00	.00	.00	.00	.00	.00	.00	.00	
1052379	MOUNTAIN VIEW PRUD	.00	.00	.00	.00	.00	.00	.00	.00	
1052380	RIVER VALLEY SUBDIVISION - #6	.00	.00	.00	.00	.00	.00	.00	.00	
1052381	BLUE SKY SUBDIVISION	.00	.00	.00	.00	.00	.00	.00	.00	
1052382	SUNSET ESTATES TOWNHOMES	.00	.00	.00	.00	.00	.00	.00	.00	
1052383	RIDLEYS 100 SOUTH PROJECT	.00	.00	.00	.00	.00	.00	.00	.00	
1052384	MIKE HUGIE	.00	.00	.00	.00	.00	.00	.00	.00	
1052385	EAST TREMONTON SUBDIVISION	.00	.00	.00	.00	.00	.00	.00	.00	
1052386	LDS STAKE CENTER	.00	.00	.00	.00	.00	.00	.00	.00	
1052387	MEMBERS FIRST SUBDIVISION	.00	.00	.00	.00	.00	.00	.00	.00	
1052388	PHEASANT RUN SUBDIVISION	.00	.00	.00	.00	.00	.00	.00	.00	
1052389	WESTERN AG CREDIT SITE PLAN	.00	.00	.00	.00	.00	.00	.00	.00	
1052390	TREMONTON CENTER	.00	.00	.00	.00	.00	.00	.00	.00	
1052391	SHOPKO SITE PLAN	.00	.00	.00	.00	.00	.00	.00	.00	
1052392	RESULTS GYM	.00	.00	.00	.00	.00	.00	.00	.00	

Account Number	Account Title	2018-19 Prior year 3 Actual	2019-20 Prior year 2 Actual	2020-21 Prior year Actual	2021-22 Current year Aproved Budget	2021-22 Current year Modified Budget	2021-22 Current year Actual	2022-23 Future year Requested Budget	2022-23 Future year Tentative Budget	CHANGES TO BUDGET
1052393	POPE SUBDIVISION	.00	.00	.00	.00	.00	.00	.00	.00	
1052395	AUTO ZONE	.00	.00	.00	.00	.00	.00	.00	.00	
1052396	STATION ASSISTED LIVING	.00	.00	.00	.00	.00	.00	.00	.00	
1052450	MISCELLANEOUS SUPPLIES	.00	.00	.00	.00	.00	.00	.00	.00	
1052460	MISC SERVICES (SUBDIVISIONS)	.00	.00	.00	.00	.00	.00	.00	.00	
1052461	CLG GRANT (HISTORIC PRESERVAT)	.00	14,630.00	.00	9,000.00	9,000.00	.00	.00	.00	
1052500	EQUIPMENT LESS THAN $5000	.00	.00	.00	.00	.00	.00	.00	.00	
1052706	EQUIPMENT GREATER THAN $5000	.00	.00	.00	.00	.00	.00	.00	.00	
Total PLANNING & COMM DEVELOPMENT:		41,811.13	122,343.95	134,040.74	113,300.00	113,300.00	9,884.43	.00	.00	
TRE. ENFORCEMENT LIQUOR LAWS										
1053100	SALARIES	3,439.15	.00	.00	.00	.00	.00	.00	.00	
1053101	OVERTIME WAGES	.00	.00	.00	.00	.00	.00	.00	.00	
1053106	DRUG TESTING	.00	.00	.00	.00	.00	.00	.00	.00	
1053130	BENEFITS	1,190.89	.00	.00	.00	.00	.00	.00	.00	
1053200	SPECIAL DEPARTMENT SUPPLIES	.00	.00	.00	.00	.00	.00	.00	.00	
1053201	A&D MATERIALS	.00	.00	.00	.00	.00	.00	.00	.00	
1053240	OFFICE SUPPLIES & EXPENSES	.00	.00	.00	.00	.00	.00	.00	.00	
1053250	SUPPLIES & MAINT.	.00	.00	.00	.00	.00	.00	.00	.00	
1053360	EDUCATION	.00	.00	.00	5,500.00	5,500.00	.00	.00	.00	
1053500	EQUIPMENT LESS THAN $5000	.00	9,772.65	9,266.00	5,500.00	5,500.00	.00	.00	.00	
1053550	SPECIAL PROJECT PURCHASES	.00	.00	.00	.00	.00	.00	.00	.00	
1053706	EQUIPMENT GREATER THAN $5000	.00	.00	5,700.00	.00	.00	.00	.00	.00	
Total TRE. ENFORCEMENT LIQUOR LAWS:		4,630.04	9,772.65	14,966.00	11,000.00	11,000.00	.00	.00	.00	
POLICE DEPARTMENT										
1054100	SALARIES	707,504.80	799,153.06	843,189.19	909,600.00	909,600.00	183,047.03	.00	.00	
1054101	OVERTIME WAGES	29,971.88	19,378.08	30,096.75	41,200.00	41,200.00	7,854.03	.00	.00	
1054102	EMERGENCY MANAGEMENT COORD	.00	.00	.00	.00	.00	.00	.00	.00	
1054103	JUVENILE JUSTICE BLOCK GRANT	.00	.00	.00	.00	.00	.00	.00	.00	
1054104	MERIT	54.15	.00	108.30	500.00	500.00	.00	.00	.00	
1054105	K9 CARE COMPENSATION	2,495.57	.00	.00	.00	.00	.00	.00	.00	
1054106	DRUG TEST/PHYSICAL	1,573.00	641.00	478.00	800.00	800.00	320.00	.00	.00	
1054107	RLEL OVERTIME WAGES	959.40	49.43	.00	.00	.00	.00	.00	.00	
1054110	TEMP EMP WAGES/BAILIFF	.00	.00	.00	.00	.00	.00	.00	.00	
1054130	BENEFITS	481,108.34	541,054.05	575,020.75	553,000.00	553,000.00	108,700.89	.00	.00	
1054131	WORKERS COMP OFFSET	.00	.00	.00	.00	.00	.00	.00	.00	

Account Number	Account Title	2018-19 Prior year 3 Actual	2019-20 Prior year 2 Actual	2020-21 Prior year Actual	2021-22 Current year Aproved Budget	2021-22 Current year Modified Budget	2021-22 Current year Actual	2022-23 Future year Requested Budget	2022-23 Future year Tentative Budget	CHANGES TO BUDGET
1054140	HSA CONTRIBUTION	15,600.00	16,600.00	19,884.00	20,500.00	20,500.00	8,150.00	.00	.00	
1054150	POLICE RESERVE	1,110.00	1,225.00	3,904.77	1,500.00	1,500.00	.00	.00	.00	
1054160	HEALTH, SAFETY AND WELFARE	327.70	771.19	4,533.90	2,000.00	2,000.00	2,116.10	.00	.00	
1054170	WITNESS FEES	.00	.00	300.00	100.00	100.00	.00	.00	.00	
1054175	TRANSIENT AID	.00	100.00-	.00	200.00	200.00	.00	.00	.00	
1054200	SPECIAL DEPARTMENT SUPPLIES	5,597.61	6,555.72	7,198.41	7,500.00	7,500.00	2,951.64	.00	.00	
1054210	BOOKS & SUBSCRIPTIONS	629.49	449.88	515.49	700.00	700.00	313.49	.00	.00	
1054212	MEMBERSHIPS/DUES	662.95	727.95	426.95	1,600.00	1,600.00	95.00	.00	.00	
1054220	PUBLIC NOTICES	159.47	.00	.00	100.00	100.00	.00	.00	.00	
1054230	TRAVEL	1,583.00	1,223.45	1,232.74	4,000.00	4,000.00	1,276.67	.00	.00	
1054240	OFFICE SUPPLIES & EXPENSES	4,633.24	4,190.01	3,868.63	5,500.00	5,500.00	419.36	.00	.00	
1054241	POSTAGE	396.53	517.73	438.12	800.00	800.00	70.98	.00	.00	
1054243	COPIES/SUPPLIES	198.14	242.68	258.37	500.00	500.00	40.80	.00	.00	
1054250	SUPPLIES & MAINTENAN	22,440.08	22,469.44	13,454.68	20,000.00	20,000.00	679.03	.00	.00	
1054251	FUEL	34,943.53	30,159.98	33,466.33	35,000.00	35,000.00	12,221.01	.00	.00	
1054259	PAWS FOR JUSTICE EXPENSES	.00	.00	.00	.00	.00	.00	.00	.00	
1054260	K-9 EXPENSES	2,959.52	2,939.17	3,010.42	3,000.00	3,000.00	112.95	.00	.00	
1054261	ANIMAL CONTROL EXPENSES	871.65	2,471.34	1,656.56	2,500.00	2,500.00	14.10	.00	.00	
1054262	BUILIDNG & GROUNDS MAINTENANC	1,914.86	4,575.87	900.58	2,500.00	2,500.00	.00	.00	.00	
1054270	UTILITIES	2,757.47	2,296.67	2,660.81	3,000.00	3,000.00	670.66	.00	.00	
1054271	GAS - (QUESTAR)	628.96	604.78	510.46	1,000.00	1,000.00	25.58	.00	.00	
1054280	TELEPHONE	15,409.44	18,613.23	21,767.49	22,000.00	22,000.00	2,813.24	.00	.00	
1054281	INTERNET	1,828.23	1,828.20	1,920.00	2,100.00	2,100.00	492.27	.00	.00	
1054310	SERVICES DATA PROCESSING	4,134.25	4,021.49	4,825.23	7,000.00	7,000.00	450.53	.00	.00	
1054312	COMPUTER SOFTWARE	25,294.49	22,713.56	23,227.20	33,000.00	33,000.00	8,000.81	.00	.00	
1054313	COMPUTER HARDWARE	9,543.14	11,906.71	14,716.84	19,600.00	19,600.00	3,104.98	.00	.00	
1054323	CONTRACT LABOR - MOWING	251.69	205.14	144.37	200.00	200.00	67.83	.00	.00	
1054324	MOWING - ZONING ENFORCEMENT	.00	.00	.00	200.00	200.00	.00	.00	.00	
1054330	LEGAL	.00	.00	343.75	.00	.00	.00	.00	.00	
1054360	EDUCATION	7,875.77	6,465.27	7,736.10	8,000.00	8,000.00	1,055.00	.00	.00	
1054370	OTHER PROFESSIONAL & TECHNICA	.00	.00	.00	35,000.00	35,000.00	.00	.00	.00	
1054371	SWAT SERVICES	.00	.00	.00	.00	.00	.00	.00	.00	
1054380	OTHER SERVICES	.00	.00	.00	.00	.00	.00	.00	.00	
1054410	INSURANCE	13,017.48	14,542.93	13,773.85	17,000.00	17,000.00	16,107.81	.00	.00	
1054415	CARES ACT (COVID 19)	.00	939.84	12.08	.00	.00	.00	.00	.00	
1054430	INTEREST EXPENSE	.00	.00	.00	.00	.00	.00	.00	.00	
1054440	HUNTER SAFETY EXPENDITURES	.00	.00	.00	.00	.00	.00	.00	.00	
1054441	E.A.S.Y. ENFORCEMENT	100.00	100.00	50.00	200.00	200.00	.00	.00	.00	
1054442	EXPENSE FOR PRIVATE DONATION	.00	.00	927.63	.00	.00	.00	.00	.00	

Account Number	Account Title	2018-19 Prior year 3 Actual	2019-20 Prior year 2 Actual	2020-21 Prior year Actual	2021-22 Current year Aproved Budget	2021-22 Current year Modified Budget	2021-22 Current year Actual	2022-23 Future year Requested Budget	2022-23 Future year Tentative Budget	CHANGES TO BUDGET
1054443	DISPOSAL/PRESCRIP DRUG GRANT	.00	.00	.00	.00	.00	.00	.00	.00	
1054444	HOMELAND SEC GRANT - RADIOS	.00	.00	.00	.00	.00	.00	.00	.00	
1054445	MISC GRANTS	.00	.00	.00	.00	.00	.00	.00	.00	
1054450	MISCELLANEOUS SUPPLIES	.00	.00	.00	500.00	500.00	.00	.00	.00	
1054460	MISCELLANEOUS SERVICES	.00	.00	.00	100.00	100.00	.00	.00	.00	
1054472	NORTH BE YOUTH CITY COURT	.00	.00	.00	.00	.00	.00	.00	.00	
1054500	EQUIPMENT LESS THAN $5000	13,581.92	20,347.64	22,205.93	26,300.00	26,300.00	6,072.91	.00	.00	
1054501	SPILLMAN LEASE PMTS	.00	.00	.00	.00	.00	.00	.00	.00	
1054502	BUILDING/PARKING LOT	.00	.00	.00	.00	.00	.00	.00	.00	
1054512	FACILITIES/IMPACT STUDY	.00	.00	.00	.00	.00	1,500.00	.00	.00	
1054520	JAG GRANT EXP - TRAINING EQUIP	3,150.00	7,000.00	2,546.25	4,500.00	4,500.00	.00	.00	.00	
1054521	LEASE DODGE & CHEV IMPALA	.00	.00	.00	.00	.00	.00	.00	.00	
1054522	VEHICLE LEASE TAURUS #28	.00	.00	.00	.00	.00	.00	.00	.00	
1054523	VEHICLE LEASE 94 TAURUS #15	.00	.00	.00	.00	.00	.00	.00	.00	
1054524	2005 FORD PD VEHICLE	.00	.00	.00	.00	.00	.00	.00	.00	
1054525	2003 ANIMAL CONTROL VEHICLE	.00	.00	.00	.00	.00	.00	.00	.00	
1054530	06 CROWN VIC/CHEV IMPALA	.00	.00	.00	.00	.00	.00	.00	.00	
1054540	'06 FORD	.00	.00	.00	.00	.00	.00	.00	.00	
1054541	'06 IMPALA	.00	.00	.00	.00	.00	.00	.00	.00	
1054542	LEASE 2 PD VEH/1 ANIMAL CONTRO	.00	.00	.00	.00	.00	.00	.00	.00	
1054543	D.A.R.E. PD VEHICLE	.00	.00	.00	.00	.00	.00	.00	.00	
1054560	JAG/ARRA FED GRANT - RADIOS	.00	.00	.00	.00	.00	.00	.00	.00	
1054561	UCAN RADIO FEES	.00	.00	.00	.00	.00	.00	.00	.00	
1054562	CCJJ GRANT - SIGHTS/GENERATOR	.00	.00	.00	.00	.00	.00	.00	.00	
1054563	800 MHZ RADIOS	2,879.16	5,501.78	2,832.16	5,500.00	5,500.00	.00	.00	.00	
1054601	2005 PD VEHICLE EQUIPMENT	.00	.00	.00	.00	.00	.00	.00	.00	
1054602	2 PD VEH - 07 CHEV/07 DODGE	.00	.00	.00	.00	.00	.00	.00	.00	
1054701	VEHICLE PURCHASE	.00	.00	.00	.00	.00	.00	.00	.00	
1054702	EQUIPMENT PURCHASES	.00	.00	.00	.00	.00	.00	.00	.00	
1054703	2009 DODGE CHARGER PD VEHICLE	.00	.00	.00	.00	.00	.00	.00	.00	
1054704	K-9 VEHICLE	.00	.00	.00	.00	.00	.00	.00	.00	
1054706	EQUIPMENT GREATER THAN $5000	7,692.00	.00	.00	.00	.00	.00	.00	.00	
1054710	LAND IMPROVEMENTS	.00	.00	.00	.00	.00	.00	.00	.00	
1054720	BUILDING IMPROVEMENTS	.00	.00	.00	6,000.00	6,000.00	.00	.00	.00	
1054800	CAPITAL OUTLAY	.00	.00	.00	.00	.00	.00	.00	.00	
1054801	LEASE PAYMENT 9036 - 05 IMPALA	.00	.00	.00	.00	.00	.00	.00	.00	
1054802	2005 FORD PD VEH - LEASE #9038	.00	.00	.00	.00	.00	.00	.00	.00	
1054803	06 CR VIC/IMPALA LEASE #9042	.00	.00	.00	.00	.00	.00	.00	.00	
1054804	07 CHEV/07 DODGE LEASE #9043	.00	.00	.00	.00	.00	.00	.00	.00	

Account Number	Account Title	2018-19 Prior year 3 Actual	2019-20 Prior year 2 Actual	2020-21 Prior year Actual	2021-22 Current year Aproved Budget	2021-22 Current year Modified Budget	2021-22 Current year Actual	2022-23 Future year Requested Budget	2022-23 Future year Tentative Budget	CHANGES TO BUDGET
1054805	TOYOTA TUNDRA LEASE	.00	.00	.00	.00	.00	.00	.00	.00	
1054806	2009 DODGE CHARGER LEASE	.00	.00	.00	.00	.00	.00	.00	.00	
1054807	K-9 VEHICLE	.00	.00	.00	.00	.00	.00	.00	.00	
1054808	(3) DODGE PD VEHICLES	.00	.00	.00	.00	.00	.00	.00	.00	
1054851	INTEREST - TOYOTA TUNDRA LEASE	.00	.00	.00	.00	.00	.00	.00	.00	
1054852	INTEREST 2009 DODGE CHARGER	.00	.00	.00	.00	.00	.00	.00	.00	
1054853	INTEREST - K-9 VEHICLE LEASE	.00	.00	.00	.00	.00	.00	.00	.00	
1054854	INT (3) DODGE PD VEHICLES	.00	.00	.00	.00	.00	.00	.00	.00	
Total POLICE DEPARTMENT:		1,425,838.91	1,572,382.27	1,664,143.09	1,804,300.00	1,804,300.00	368,744.70	.00	.00	
BUILDING INSPECTION										
1056100	SALARIES	71,868.28	75,142.68	84,858.28	83,000.00	83,000.00	16,082.46	.00	.00	
1056101	OVERTIME WAGES	.00	.00	.00	.00	.00	.00	.00	.00	
1056102	MERIT	54.15	.00	108.30	.00	.00	.00	.00	.00	
1056106	DRUG TEST/PHYSICAL	.00	.00	.00	.00	.00	.00	.00	.00	
1056130	BENEFITS	33,989.77	36,406.65	38,537.24	37,200.00	37,200.00	7,129.90	.00	.00	
1056140	HSA CONTRIBUTION	.00	.00	.00	.00	.00	.00	.00	.00	
1056200	BUILDING INSPECTION MATERIALS	.00	.00	.00	.00	.00	.00	.00	.00	
1056210	BOOKS/SUBSCRIPTIONS/MEMBERSH	961.65	2,193.16	833.98	1,200.00	1,200.00	355.00	.00	.00	
1056230	TRAVEL	2,467.46	1,081.37	.00	2,500.00	2,500.00	.00	.00	.00	
1056240	OFFICE SUPPLIES & EXPENSES	40.35	296.36	365.15	400.00	400.00	10.59	.00	.00	
1056241	NOTARY	.00	46.30	.00	.00	.00	.00	.00	.00	
1056250	SUPPLIES & MAINT.	814.63	561.53	183.45	1,000.00	1,000.00	.00	.00	.00	
1056251	FUEL	2,043.51	1,989.02	2,143.21	2,500.00	2,500.00	530.08	.00	.00	
1056280	TELEPHONE	885.06	1,265.21	654.95	1,200.00	1,200.00	142.97	.00	.00	
1056281	INTERNET	228.60	228.60	240.00	300.00	300.00	61.53	.00	.00	
1056310	SERVICES DATA PROCESSING	522.43	497.83	527.81	700.00	700.00	49.82	.00	.00	
1056312	COMPUTER SOFTWARE	2,231.19	1,773.43	1,694.05	2,000.00	2,000.00	1,603.60	.00	.00	
1056313	COMPUTER HARDWARE	3.73	4.34	502.80	100.00	100.00	.00	.00	.00	
1056320	ENGINEERING & PLAN REVIEW	.00	.00	.00	.00	.00	.00	.00	.00	
1056330	LEGAL	.00	.00	.00	.00	.00	.00	.00	.00	
1056360	EDUCATION	925.00	300.00	.00	1,000.00	1,000.00	.00	.00	.00	
1056370	OTHER PROFESSIONAL & TECHNICA	.00	.00	.00	.00	.00	.00	.00	.00	
1056410	INSURANCE	4,552.17	4,003.44	3,911.56	4,000.00	4,000.00	4,140.94	.00	.00	
1056415	CARES ACT (COVID 19)	.00	117.48	1.51	.00	.00	.00	.00	.00	
1056430	INTEREST	.00	.00	.00	.00	.00	.00	.00	.00	
1056431	SET UP FEE ON BORROWING	.00	.00	.00	.00	.00	.00	.00	.00	
1056500	EQUIPMENT LESS THAN $5000	169.99	.00	1,379.00	1,500.00	1,500.00	1,273.86	.00	.00	

Account Number	Account Title	2018-19 Prior year 3 Actual	2019-20 Prior year 2 Actual	2020-21 Prior year Actual	2021-22 Current year Aproved Budget	2021-22 Current year Modified Budget	2021-22 Current year Actual	2022-23 Future year Requested Budget	2022-23 Future year Tentative Budget	CHANGES TO BUDGET
1056520	PROCEEDS TRUCK LEASE	.00	.00	.00	.00	.00	.00	.00	.00	
1056540	PURCHASES OF EQUIPMENT	252.92	49.95	37.04	.00	.00	.00	.00	.00	
1056706	EQUIPMENT GREATER THAN $5000	.00	.00	.00	.00	.00	.00	.00	.00	
	Total BUILDING INSPECTION:	122,010.89	125,957.35	135,978.33	138,600.00	138,600.00	31,380.75	.00	.00	
EMERGENCY MANAGEMENT										
1057100	SALARIES	14,266.84	.00	.00	.00	.00	.00	.00	.00	
1057101	OVERTIME WAGES	.00	.00	.00	.00	.00	.00	.00	.00	
1057102	MERIT	.00	.00	.00	.00	.00	.00	.00	.00	
1057130	BENEFITS	1,447.45	.00	.00	.00	.00	.00	.00	.00	
1057140	HRA CONTRIBUTION	.00	.00	.00	.00	.00	.00	.00	.00	
1057200	SPECIAL DEPARTMENT SUPPLIES	.00	.00	.00	300.00	300.00	.00	.00	.00	
1057230	TRAVEL	.00	.00	.00	1,000.00	1,000.00	.00	.00	.00	
1057240	OFFICE SUPPLIES & EXPENSE	.00	.00	.00	300.00	300.00	.00	.00	.00	
1057280	TELEPHONE	258.93	.00	.00	.00	.00	.00	.00	.00	
1057360	EDUCATION	.00	.00	.00	1,000.00	1,000.00	.00	.00	.00	
1057366	CERT TRAINING	191.72	.00	.00	.00	.00	.00	.00	.00	
	Total EMERGENCY MANAGEMENT:	16,164.94	.00	.00	2,600.00	2,600.00	.00	.00	.00	
GARBAGE COLLECTION										
1059220	PUBLIC NOTICES	.00	.00	144.82	.00	.00	.00	.00	.00	
1059241	POSTAGE	.00	.00	371.26	1,400.00	1,400.00	563.17	.00	.00	
1059312	COMPUTER SOFTWARE	.00	.00	.00	.00	.00	.00	.00	.00	
1059330	LEGAL	.00	.00	.00	.00	.00	.00	.00	.00	
1059347	CREDIT CARD SERVICE FEE	.00	.00	1,033.53	1,400.00	1,400.00	140.41	.00	.00	
1059480	BAD DEBTS EXPENSE - GARBAGE	.00	127.10	.00	.00	.00	.00	.00	.00	
1059490	BAD DEBTS EXPENSE - RECYLE	.00	36.99	.00	.00	.00	.00	.00	.00	
1059600	GARBAGE COLLECTION	266,944.89	279,494.55	290,473.45	300,000.00	300,000.00	49,141.14	.00	.00	
1059605	RECYCLE COLLECTION	57,433.50	57,838.50	59,107.50	70,000.00	70,000.00	9,819.00	.00	.00	
1059610	GARBAGE CANS	17,200.00	17,400.00	17,665.46	20,000.00	20,000.00	.00	.00	.00	
1059611	ANNUAL SPRING CLEANUP	.00	11,670.00	4,740.00	20,000.00	20,000.00	.00	.00	.00	
1059612	GARBAGE CANS - ADJUSTMENT	.00	.00	.00	.00	.00	.00	.00	.00	
	Total GARBAGE COLLECTION:	341,578.39	366,567.14	373,536.02	412,800.00	412,800.00	59,663.72	.00	.00	
STREETS DEPARTMENT										
1060100	SALARIES	171,474.02	205,815.43	205,692.12	237,000.00	237,000.00	39,436.58	.00	.00	

Account Number	Account Title	2018-19 Prior year 3 Actual	2019-20 Prior year 2 Actual	2020-21 Prior year Actual	2021-22 Current year Aproved Budget	2021-22 Current year Modified Budget	2021-22 Current year Actual	2022-23 Future year Requested Budget	2022-23 Future year Tentative Budget	CHANGES TO BUDGET
1060101	OVERTIME WAGES	5,091.12	10,291.12	4,888.38	10,000.00	10,000.00	1,272.06	.00	.00	
1060102	WAGES SNOW REMOVAL	.00	.00	.00	.00	.00	.00	.00	.00	
1060103	MERIT	162.45	.00	.00	300.00	300.00	.00	.00	.00	
1060106	DRUG TEST/PHYSICAL	425.00	100.00	235.00	300.00	300.00	50.00	.00	.00	
1060110	CONTRACT LABOR	.00	.00	.00	.00	.00	.00	.00	.00	
1060130	BENEFITS	99,182.93	124,927.27	122,874.95	131,500.00	131,500.00	18,266.82	.00	.00	
1060140	HSA CONTRIBUTION	.00	1,300.00	1,300.00	1,300.00	1,300.00	650.00	.00	.00	
1060162	CONTRACT LABOR - MOWING	.00	.00	.00	.00	.00	.00	.00	.00	
1060190	UNIFORMS	915.55	793.43	583.11	1,500.00	1,500.00	171.88	.00	.00	
1060200	SPECIAL DEPARTMENT SUPPLIES	1,443.84	1,936.70	2,090.28	2,000.00	2,000.00	.00	.00	.00	
1060201	ROAD BASE MATERIALS	.00	.00	.00	500.00	500.00	.00	.00	.00	
1060202	STREETS MATERIAL (SAND & SALT)	4,348.86	2,252.84	4,607.77	5,500.00	5,500.00	.00	.00	.00	
1060203	STREETS MATERIALS (SIGNS)	5,669.42	6,655.70	3,698.40	8,000.00	8,000.00	.00	.00	.00	
1060204	NEW STREETLIGHTS (RM POWER)	.00	.00	46,765.20	30,000.00	30,000.00	.00	.00	.00	
1060205	SAFETY SUPPLIES	63.50	.00	37.37	500.00	500.00	.00	.00	.00	
1060210	BOOKS & SUBSCRIPTIONS	.00	.00	.00	.00	.00	.00	.00	.00	
1060220	PUBLIC NOTICES	754.83	.00	.00	200.00	200.00	.00	.00	.00	
1060230	TRAVEL	.00	.00	.00	1,000.00	1,000.00	.00	.00	.00	
1060240	OFFICE SUPPLIES & EXPENSES	259.73	79.78	405.15	200.00	200.00	.00	.00	.00	
1060241	POSTAGE	574.82	352.63	708.40	700.00	700.00	99.02	.00	.00	
1060250	SUPPLIES & MAINT.	51,608.24	60,948.36	61,873.68	60,000.00	60,000.00	4,784.00	.00	.00	
1060251	FUEL	13,612.82	13,730.81	13,073.88	14,000.00	14,000.00	3,019.01	.00	.00	
1060260	BUILDING AND SHOPS MAINTENANC	995.25	685.02	1,288.34	2,000.00	2,000.00	89.07	.00	.00	
1060268	TREES	.00	.00	.00	.00	.00	.00	.00	.00	
1060269	UTILITY - PUB WORKS BUILDING	5,756.23	6,325.31	15,018.23	6,800.00	6,800.00	6,087.94	.00	.00	
1060270	UTILITIES (STREETLIGHTS)	61,080.44	59,485.56	63,742.43	65,000.00	65,000.00	9,870.40	.00	.00	
1060271	GAS - (QUESTAR)	750.00	750.00	3,890.34	9,500.00	9,500.00	52.24	.00	.00	
1060280	TELEPHONE	2,035.96	2,045.60	2,828.50	2,500.00	2,500.00	357.85	.00	.00	
1060281	INTERNET	457.20	457.20	480.00	600.00	600.00	123.09	.00	.00	
1060290	LEASE 200 W - UPRR	.00	.00	.00	.00	.00	.00	.00	.00	
1060291	SHOP PROPERTY LEASE PORTION	.00	.00	.00	.00	.00	.00	.00	.00	
1060310	SERVICES DATA PROCESSING	1,073.08	1,384.30	1,103.64	1,500.00	1,500.00	103.63	.00	.00	
1060312	COMPUTER SOFTWARE	62.38	346.85	188.11	500.00	500.00	7.20	.00	.00	
1060313	COMPUTER HARDWARE	7.45	8.68	1,374.00	1,300.00	1,300.00	.00	.00	.00	
1060320	ENGINEERING	4,101.00-	246.64	.00	1,000.00	1,000.00	.00	.00	.00	
1060321	RAIL DESIGN-INTERTAPE POLYMER	.00	.00	.00	.00	.00	.00	.00	.00	
1060330	LEGAL	.00	.00	.00	.00	.00	.00	.00	.00	
1060360	EDUCATION	.00	.00	.00	800.00	800.00	.00	.00	.00	
1060370	OTHER PROFESSIONAL & TECHNICA	680.08	.00	.00	.00	.00	.00	.00	.00	

Account Number	Account Title	2018-19 Prior year 3 Actual	2019-20 Prior year 2 Actual	2020-21 Prior year Actual	2021-22 Current year Aproved Budget	2021-22 Current year Modified Budget	2021-22 Current year Actual	2022-23 Future year Requested Budget	2022-23 Future year Tentative Budget	CHANGES TO BUDGET
1060410	INSURANCE	12,265.76	11,934.80	12,001.35	13,400.00	13,400.00	12,761.64	.00	.00	
1060415	CARES ACT (COVID 19)	.00	234.96	116.02	.00	.00	.00	.00	.00	
1060440	INTEREST TAX ANTICIPATION	.00	.00	.00	.00	.00	.00	.00	.00	
1060450	PAINT STRIPPING	.00	.00	.00	.00	.00	.00	.00	.00	
1060460	MISCELLANEOUS SERVICES	.00	.00	.00	.00	.00	.00	.00	.00	
1060461	WEEDS/PROFESSIONAL SERVICES	.00	.00	.00	.00	.00	.00	.00	.00	
1060462	CONTRACT LABOR - MOWING	.00	.00	.00	.00	.00	.00	.00	.00	
1060500	PLOTTER/COPIER	.00	.00	.00	.00	.00	.00	.00	.00	
1060501	TWO TON PLOW	.00	.00	.00	.00	.00	.00	.00	.00	
1060502	SIDEWALK PLOW	.00	.00	.00	.00	.00	.00	.00	.00	
1060503	EQUIPMENT LESS THAN $5000	.00	.00	.00	.00	.00	.00	.00	.00	
1060509	2000 WEST POWER	.00	.00	.00	.00	.00	.00	.00	.00	
1060510	RIDLEY'S STREET	.00	.00	.00	.00	.00	.00	.00	.00	
1060511	STORM DRAIN	.00	.00	.00	.00	.00	.00	.00	.00	
1060512	ROAD IMPACT STUDY	.00	.00	.00	.00	.00	.00	.00	.00	
1060513	UTAH TECH CENTER ROAD STUDY	2,358.65	.00	.00	.00	.00	.00	.00	.00	
1060520	VEHICLE LEASE-1996 FORD TRUCK	.00	.00	.00	.00	.00	.00	.00	.00	
1060539	2000 WEST ELECTRIC POWER	.00	.00	.00	.00	.00	.00	.00	.00	
1060540	HOE UPGRADE	11,000.00	12,000.00	10,250.00	12,000.00	12,000.00	.00	.00	.00	
1060541	TRUCK PURCHASE	.00	.00	.00	.00	.00	.00	.00	.00	
1060542	STREET SWEEPER	.00	.00	.00	.00	.00	.00	.00	.00	
1060543	PLOW	.00	.00	.00	.00	.00	.00	.00	.00	
1060544	MANLIFT	.00	.00	.00	.00	.00	.00	.00	.00	
1060545	2006 CHEV SILVERADO PICKUP	.00	.00	.00	.00	.00	.00	.00	.00	
1060550	SPECIAL PROJ - RR/SCHOOL CROSS	.00	.00	2,057.75	5,000.00	5,000.00	.00	.00	.00	
1060551	DOWN TOWN SIDEWALKS	.00	.00	.00	.00	.00	.00	.00	.00	
1060552	ADA PROJECT (CDBG)	.00	.00	.00	.00	.00	.00	.00	.00	
1060553	STREET IMPROVEMENTS	.00	.00	.00	.00	.00	.00	.00	.00	
1060554	CITY SHOP BUILDING	.00	.00	.00	.00	.00	.00	.00	.00	
1060555	ALLEY CLEAN UP	.00	.00	.00	.00	.00	.00	.00	.00	
1060556	DROP EDGES	.00	.00	.00	.00	.00	.00	.00	.00	
1060557	MOM ROAD-EAST SIDE EXTRAS	.00	.00	.00	.00	.00	.00	.00	.00	
1060558	PAINT STRIPPING F.A.S	8,194.03	9,853.11	2,899.15	11,000.00	11,000.00	.00	.00	.00	
1060559	SIDEWALK	.00	.00	.00	.00	.00	.00	.00	.00	
1060560	WEED RAILROAD/PARADE, ETC.	.00	.00	.00	.00	.00	.00	.00	.00	
1060561	BERM MAINTENANCE	.00	.00	.00	.00	.00	.00	.00	.00	
1060562	GATEWAY LANDSCAPING	.00	.00	.00	.00	.00	.00	.00	.00	
1060563	SOS GRANT SIDEWALK	.00	.00	.00	.00	.00	.00	.00	.00	
1060564	MAIN STREET DRAIN & CIVIC CNTR	.00	.00	.00	.00	.00	.00	.00	.00	

Account Number	Account Title	2018-19 Prior year 3 Actual	2019-20 Prior year 2 Actual	2020-21 Prior year Actual	2021-22 Current year Aproved Budget	2021-22 Current year Modified Budget	2021-22 Current year Actual	2022-23 Future year Requested Budget	2022-23 Future year Tentative Budget	CHANGES TO BUDGET
1060565	HIGLEY,BRANDLY STORM DRAIN	.00	.00	.00	.00	.00	.00	.00	.00	
1060566	WAY FINDING SIGNAGE	.00	.00	.00	5,000.00	5,000.00	.00	.00	.00	
1060567	ASPHALT ROLLER	.00	.00	.00	.00	.00	.00	.00	.00	
1060610	2006 CHEV SILVERADO LEASE PAY	.00	.00	.00	.00	.00	.00	.00	.00	
1060620	2000 WEST ROAD LEASE	.00	.00	.00	.00	.00	.00	.00	.00	
1060701	MANLIFT	.00	.00	.00	.00	.00	.00	.00	.00	
1060702	TRUCK PURCHASE	.00	.00	.00	.00	.00	.00	.00	.00	
1060705	STREET SWEEPER PROCEEDS	.00	.00	.00	.00	.00	.00	.00	.00	
1060706	EQUIP GREATER $5000	.00	.00	.00	.00	.00	.00	.00	.00	
1060710	PUBLIC WORKS PARKING LOT	.00	.00	.00	.00	.00	.00	.00	.00	
1060801	2006 CHEV SILVERADO LEASE#9030	.00	.00	.00	.00	.00	.00	.00	.00	
1060802	STREET SWEEPER	.00	.00	.00	.00	.00	.00	.00	.00	
1060851	INTEREST - STREET SWEEPER	.00	.00	.00	.00	.00	.00	.00	.00	
	Total STREETS DEPARTMENT:	458,202.64	534,942.10	586,071.55	642,400.00	642,400.00	97,202.43	.00	.00	
CLASS C ROAD PROJECT										
1061100	SALARIES	.00	.00	.00	.00	.00	.00	.00	.00	
1061101	OVERTIME WAGES	.00	.00	.00	.00	.00	.00	.00	.00	
1061106	DRUG TESTING	.00	.00	.00	.00	.00	.00	.00	.00	
1061130	BENEFITS	.00	.00	.00	.00	.00	.00	.00	.00	
1061140	HRA CONTRIBUTION	.00	.00	.00	.00	.00	.00	.00	.00	
1061200	B & C ROAD	.00	10,000.00	.00	.00	.00	.00	.00	.00	
1061201	SIDEWALK	6,472.00	20,102.34	15,151.12	20,000.00	20,000.00	1,167.52	.00	.00	
1061202	CURB AND GUTTER	9,076.84	321.00	.00	10,000.00	10,000.00	.00	.00	.00	
1061241	POSTAGE	.00	.00	.00	.00	.00	.00	.00	.00	
1061250	SUPPLIES & MAINTENAN	.00	238.54	195.06	.00	.00	.00	.00	.00	
1061290	MT. FUEL ROAD PROJECT	.00	.00	.00	.00	.00	.00	.00	.00	
1061312	COMPUTER SOFTWARE	.00	.00	.00	.00	.00	.00	.00	.00	
1061313	COMPUTER HARDWARE	.00	.00	.00	.00	.00	.00	.00	.00	
1061320	ENGINEERING	5,871.50	26,898.85	64.00	2,000.00	2,000.00	462.00	.00	.00	
1061321	2000 WEST ENGINEERING	.00	.00	.00	.00	.00	.00	.00	.00	
1061330	LEGAL	.00	.00	.00	.00	.00	.00	.00	.00	
1061332	PROJECT FUNDING MATCH (6.77%)	40,202.36	4,002.38-	.00	.00	.00	.00	.00	.00	
1061370	OTHER PROFESSIONAL & TECHNICA	.00	4,564.50	.00	1,000.00	1,000.00	.00	.00	.00	
1061400	BOND PAYMENT - INTEREST	.00	.00	.00	.00	.00	.00	.00	.00	
1061416	2000 WEST ROAD LEASE	.00	.00	.00	.00	.00	.00	.00	.00	
1061417	ROAD LEASE	.00	.00	.00	.00	.00	.00	.00	.00	
1061426	100 NORTH	.00	.00	.00	.00	.00	.00	.00	.00	

Account Number	Account Title	2018-19 Prior year 3 Actual	2019-20 Prior year 2 Actual	2020-21 Prior year Actual	2021-22 Current year Aproved Budget	2021-22 Current year Modified Budget	2021-22 Current year Actual	2022-23 Future year Requested Budget	2022-23 Future year Tentative Budget	CHANGES TO BUDGET
1061436	B & C ROAD - TREMONT STREET	.00	.00	.00	.00	.00	.00	.00	.00	
1061437	DAVID DRIVE TO 340 N.	.00	.00	.00	.00	.00	.00	.00	.00	
1061500	EQUIPMENT LESS THAN $5000	.00	.00	.00	.00	.00	.00	.00	.00	
1061516	2300 W DRAIN	.00	.00	.00	.00	.00	.00	.00	.00	
1061517	2000 WEST	.00	.00	.00	.00	.00	.00	.00	.00	
1061518	600 N - 700 N	.00	.00	.00	.00	.00	.00	.00	.00	
1061526	CAPITAL PROJECTS	.00	.00	.00	.00	.00	.00	.00	.00	
1061536	10TH N PROJ- 1-15/ST RD SHED	.00	.00	.00	.00	.00	.00	.00	.00	
1061546	RESERVED	.00	.00	.00	.00	.00	.00	.00	.00	
1061550	2000 WEST CHIP SEAL	.00	.00	.00	.00	.00	.00	.00	.00	
1061551	SPECIAL DEPT PROJECTS (2)	.00	.00	.00	.00	.00	.00	.00	.00	
1061552	EQUIPMENT	.00	.00	.00	.00	.00	.00	.00	.00	
1061556	FEDERAL AID SECOND ENG.	.00	.00	.00	.00	.00	.00	.00	.00	
1061601	ROAD BOND PMT - PRINCIPAL	.00	.00	.00	.00	.00	.00	.00	.00	
1061701	CAPITAL ENGINEERING	72,539.51	20,975.54	.00	1,000.00	1,000.00	.00	.00	.00	
1061705	REAL PROPERTY ACQUISITION	.00	.00	.00	.00	.00	.00	.00	.00	
1061706	EQUIPMENT GREATER THAN $5000	.00	.00	.00	.00	.00	.00	.00	.00	
1061715	ACQUISITION OF RIGHT OF WAY	.00	.00	.00	.00	.00	.00	.00	.00	
1061801	LEASE FOR 2000 WEST ROAD	.00	.00	.00	.00	.00	.00	.00	.00	
1061850	CLASS C ROAD	.00	.00	.00	.00	.00	.00	.00	.00	
1061851	INTEREST - 2000 WEST LEASE	.00	.00	.00	.00	.00	.00	.00	.00	
Total CLASS C ROAD PROJECT:		134,162.21	79,098.39	15,410.18	34,000.00	34,000.00	1,629.52	.00	.00	
PARKS										
1062100	SALARIES	.00	.00	.00	.00	.00	.00	.00	.00	
1062101	SPECIFIC DEPT WAGES	.00	.00	.00	.00	.00	.00	.00	.00	
1062102	MERIT	.00	.00	.00	.00	.00	.00	.00	.00	
1062106	DRUG TESTING	.00	.00	.00	.00	.00	.00	.00	.00	
1062110	WAGES - MOWING SPORTS PARK	.00	.00	.00	.00	.00	.00	.00	.00	
1062111	WAGES - MOWING SOUTH PARK	.00	.00	.00	.00	.00	.00	.00	.00	
1062112	WAGES - MOWING SHUMAN PARK	.00	.00	.00	.00	.00	.00	.00	.00	
1062113	WAGES - MOWING PARK STRIP	.00	.00	.00	.00	.00	.00	.00	.00	
1062114	WAGES - MOWING NORTH PARK	.00	.00	.00	.00	.00	.00	.00	.00	
1062115	WAGES - MOWING LIBRARY PARK	.00	.00	.00	.00	.00	.00	.00	.00	
1062116	STEVENS PARK - MOWING/UTILITY	.00	.00	.00	.00	.00	.00	.00	.00	
1062117	CONTRACTED WEED/FERTILIZATION	.00	.00	.00	.00	.00	.00	.00	.00	
1062118	MOW/TRIM MIDLAND SQUARE/RR	.00	.00	.00	.00	.00	.00	.00	.00	
1062119	MOW NEW PARK - J.D. HARRIS SUB	.00	.00	.00	.00	.00	.00	.00	.00	

Account Number	Account Title	2018-19 Prior year 3 Actual	2019-20 Prior year 2 Actual	2020-21 Prior year Actual	2021-22 Current year Aproved Budget	2021-22 Current year Modified Budget	2021-22 Current year Actual	2022-23 Future year Requested Budget	2022-23 Future year Tentative Budget	CHANGES TO BUDGET
1062120	SETTLING POND	.00	.00	.00	.00	.00	.00	.00	.00	
1062121	MOWING - FOOTBALL FIELD	.00	.00	.00	.00	.00	.00	.00	.00	
1062122	HERITAGE PARK	.00	.00	.00	.00	.00	.00	.00	.00	
1062123	DRAIN PROJECT	.00	.00	.00	.00	.00	.00	.00	.00	
1062130	BENEFITS	.00	.00	.00	.00	.00	.00	.00	.00	
1062131	BENEFITS - WATER PERSON	.00	.00	.00	.00	.00	.00	.00	.00	
1062140	HRA CONTRIBUTION	.00	.00	.00	.00	.00	.00	.00	.00	
1062190	LAUNDRY	.00	.00	.00	.00	.00	.00	.00	.00	
1062200	SPECIAL DEPARTMENT SUPPLIES	.00	.00	.00	.00	.00	.00	.00	.00	
1062220	PUBLIC NOTICES	.00	.00	.00	.00	.00	.00	.00	.00	
1062230	TRAVEL	.00	.00	.00	.00	.00	.00	.00	.00	
1062240	OFFICE SUPPLIES & EXPENSES	.00	.00	.00	.00	.00	.00	.00	.00	
1062250	SUPPLIES & MAINT.	.00	.00	.00	.00	.00	.00	.00	.00	
1062251	FUEL	.00	.00	.00	.00	.00	.00	.00	.00	
1062260	BUILDING & GROUNDS MAINTENANC	.00	.00	.00	.00	.00	.00	.00	.00	
1062261	SPRINKLER SYSTEM REPAIRS	.00	.00	.00	.00	.00	.00	.00	.00	
1062262	WEED SPRAY	.00	.00	.00	.00	.00	.00	.00	.00	
1062263	DRAINAGE AT JEANIE STEVEN'S PK	.00	.00	.00	.00	.00	.00	.00	.00	
1062270	UTILITIES	.00	.00	.00	.00	.00	.00	.00	.00	
1062280	TELEPHONE	.00	.00	.00	.00	.00	.00	.00	.00	
1062290	COMMUNITY CENTER RENT	.00	.00	.00	.00	.00	.00	.00	.00	
1062291	PARKS EQUIP PURCHASES	.00	.00	.00	.00	.00	.00	.00	.00	
1062292	PARK IMPROVEMENT - TREES	.00	.00	.00	.00	.00	.00	.00	.00	
1062293	MIDLAND PROPERTY	.00	.00	.00	.00	.00	.00	.00	.00	
1062295	ACQUIRE PARK PROPERTY	.00	.00	.00	.00	.00	.00	.00	.00	
1062296	JD HARRIS SUBDIVISION PARK	.00	.00	.00	.00	.00	.00	.00	.00	
1062320	ENGINEERING	.00	.00	.00	.00	.00	.00	.00	.00	
1062321	MARKHAM PROPERTY PLOT	.00	.00	.00	.00	.00	.00	.00	.00	
1062330	LEGAL	.00	.00	.00	.00	.00	.00	.00	.00	
1062410	INSURANCE	.00	.00	.00	.00	.00	.00	.00	.00	
1062440	INTEREST TAX ANTICIPATION	.00	.00	.00	.00	.00	.00	.00	.00	
1062450	MISCELLANEOUS SUPPLIES	.00	.00	.00	.00	.00	.00	.00	.00	
1062460	MISCELLANEOUS SERVICES	.00	.00	.00	.00	.00	.00	.00	.00	
1062461	LAWN CARE	.00	.00	.00	.00	.00	.00	.00	.00	
1062462	WATER SHARES	.00	.00	.00	.00	.00	.00	.00	.00	
1062490	RECREATION - PARK MAINTENANCE	.00	.00	.00	.00	.00	.00	.00	.00	
1062500	STAGE AT JEANIE STEVEN'S PARK	.00	.00	.00	.00	.00	.00	.00	.00	
1062501	EQUIPMENT LESS THAN $5000	.00	.00	.00	.00	.00	.00	.00	.00	
1062520	LEASE PAYMENT ON LAWN MOWER	.00	.00	.00	.00	.00	.00	.00	.00	

Account Number	Account Title	2018-19 Prior year 3 Actual	2019-20 Prior year 2 Actual	2020-21 Prior year Actual	2021-22 Current year Aproved Budget	2021-22 Current year Modified Budget	2021-22 Current year Actual	2022-23 Future year Requested Budget	2022-23 Future year Tentative Budget	CHANGES TO BUDGET
1062530	IMPROVEMENTS OTHER THAN BUILD	.00	.00	.00	.00	.00	.00	.00	.00	
1062540	PURCHASES OF EQUIPMENT	.00	.00	.00	.00	.00	.00	.00	.00	
1062545	BLEACHERS	.00	.00	.00	.00	.00	.00	.00	.00	
1062550	SPECIAL PROJECTS - BLEACHERS	.00	.00	.00	.00	.00	.00	.00	.00	
1062551	DIV FORESTRY TREE GRANT	.00	.00	.00	.00	.00	.00	.00	.00	
1062560	PAYMENT OF LEASE	.00	.00	.00	.00	.00	.00	.00	.00	
1062570	PARK CONTRIBUTIONS FOR TRAIL	.00	.00	.00	.00	.00	.00	.00	.00	
1062600	PARK PROPERTY TRAILS	.00	.00	.00	.00	.00	.00	.00	.00	
1062706	EQUIPMENT GREATER THAN $5000	.00	.00	.00	.00	.00	.00	.00	.00	
1062800	PARK PROPERTY	.00	.00	.00	.00	.00	.00	.00	.00	
Total PARKS:		.00	.00	.00	.00	.00	.00	.00	.00	
SENIOR PROGRAMMING										
1063100	SALARIES	43,178.84	49,275.35	47,841.21	62,300.00	62,300.00	9,947.50	.00	.00	
1063101	OVERTIME WAGES	.00	74.70	243.68	.00	.00	.00	.00	.00	
1063102	MERIT	.00	.00	108.30	.00	.00	.00	.00	.00	
1063106	DRUG TEST/PHYSICAL	50.00	.00	.00	.00	.00	.00	.00	.00	
1063130	BENEFITS	19,132.30	24,508.26	24,101.34	28,000.00	28,000.00	4,308.66	.00	.00	
1063140	HSA CONTRIBUTION	2,400.00	2,400.00	.00	2,400.00	2,400.00	1,200.00	.00	.00	
1063200	SPECIAL DEPARTMENT SUPPLIES	2,303.99	1,538.73	725.11	1,500.00	1,500.00	.00	.00	.00	
1063201	ENSURE PURCHASE FOR SENIORS	6,286.48	3,160.80	2,132.20	6,000.00	6,000.00	.00	.00	.00	
1063230	TRAVEL	325.64	65.76	.00	800.00	800.00	.00	.00	.00	
1063235	SSBG TRANSPORTATION	.00	.00	.00	.00	.00	.00	.00	.00	
1063240	OFFICE SUPPLIES & EXPENSES	1,284.94	609.05	448.48	1,000.00	1,000.00	.00	.00	.00	
1063241	POSTAGE	172.20	67.02	56.42	300.00	300.00	13.88	.00	.00	
1063243	COPIER/SUPPLIES	584.48	.00	.00	500.00	500.00	.00	.00	.00	
1063250	SUPPLIES & MAINT.	2,333.52	3,085.12	1,926.22	3,200.00	3,200.00	115.51	.00	.00	
1063251	FUEL	.00	.00	.00	.00	.00	.00	.00	.00	
1063255	BE CO COMPUTER UPGRADE	.00	.00	.00	.00	.00	.00	.00	.00	
1063280	TELEPHONE	2,093.06	2,156.84	2,321.30	2,200.00	2,200.00	555.93	.00	.00	
1063281	INTERNET	228.60	228.60	240.00	300.00	300.00	61.53	.00	.00	
1063310	PROFESSIONAL SERVICES	161.00	49.35	.00	.00	.00	45.82	.00	.00	
1063311	SERVICES DATA PROCESSING	506.43	477.83	527.81	700.00	700.00	4.00	.00	.00	
1063312	COMPUTER SOFTWARE	31.19	4,970.43	94.05	2,000.00	2,000.00	486.60	.00	.00	
1063313	COMPUTER HARDWARE	870.08	33.34	.00	2,300.00	2,300.00	.00	.00	.00	
1063360	EDUCATION	359.00	297.00	333.95	400.00	400.00	175.00	.00	.00	
1063390	TOUR EXPENSE	337.31	326.58	499.10	1,000.00	1,000.00	.00	.00	.00	
1063392	GRANT PROGRAMS	324.72	.00	.00	.00	.00	.00	.00	.00	

Account Number	Account Title	2018-19 Prior year 3 Actual	2019-20 Prior year 2 Actual	2020-21 Prior year Actual	2021-22 Current year Aproved Budget	2021-22 Current year Modified Budget	2021-22 Current year Actual	2022-23 Future year Requested Budget	2022-23 Future year Tentative Budget	CHANGES TO BUDGET
1063395	COUNTY CONTRIBUTION	.00	.00	.00	.00	.00	.00	.00	.00	
1063410	INSURANCE	.00	.00	.00	.00	.00	.00	.00	.00	
1063411	INSURANCE DEDUCTIBLE	.00	.00	.00	.00	.00	.00	.00	.00	
1063415	CARES ACT (COVID 19)	.00	117.48	1.51	.00	.00	.00	.00	.00	
1063430	INTEREST	.00	.00	.00	.00	.00	.00	.00	.00	
1063450	MISCELLANEOUS SUPPLIES	1,327.57	949.90	814.89	1,300.00	1,300.00	.00	.00	.00	
1063460	MISCELLANEOUS SERVICES	918.57	145.00	.00	1,500.00	1,500.00	.00	.00	.00	
1063500	CDBG SENIOR BUILDING	.00	.00	.00	.00	.00	.00	.00	.00	
1063501	SENIOR VAN	19.87	525.25	1,201.40	700.00	700.00	.00	.00	.00	
1063503	EQUIPMENT LESS THAN $5000	.00	.00	.00	.00	.00	.00	.00	.00	
1063706	EQUIPMENT GREATER THAN $5000	.00	.00	.00	.00	.00	.00	.00	.00	
	Total SENIOR PROGRAMMING:	85,229.79	95,062.39	83,616.97	118,400.00	118,400.00	16,914.43	.00	.00	
CONGREGATE MEALS										
1064100	SALARIES	42,990.58	45,955.68	41,845.33	47,000.00	47,000.00	7,239.25	.00	.00	
1064101	OVERTIME WAGES	.00	.00	.00	.00	.00	.00	.00	.00	
1064102	MERIT	.00	.00	.00	.00	.00	.00	.00	.00	
1064106	DRUG TEST/PHYSICAL	.00	.00	.00	.00	.00	.00	.00	.00	
1064130	BENEFITS	18,470.48	17,972.91	16,465.95	12,300.00	12,300.00	2,213.30	.00	.00	
1064140	HSA CONTRIBUTION	.00	.00	.00	.00	.00	.00	.00	.00	
1064200	FOOD	29,380.36	27,043.71	35,397.71	31,000.00	31,000.00	2,367.14	.00	.00	
1064230	TRAVEL	.00	.00	.00	100.00	100.00	.00	.00	.00	
1064240	OFFICE SUPPLIES & EXPENSES	.00	63.70	37.89	100.00	100.00	.00	.00	.00	
1064243	COPIER/SUPPLIES	.00	.00	.00	100.00	100.00	.00	.00	.00	
1064250	SUPPLIES & MAINT.	391.01	91.07	.00	300.00	300.00	.00	.00	.00	
1064251	FUEL	.00	.00	.00	.00	.00	.00	.00	.00	
1064280	TELEPHONE	.00	.00	.00	.00	.00	.00	.00	.00	
1064281	INTERNET	114.24	114.24	120.00	200.00	200.00	30.78	.00	.00	
1064310	SERVICES DATA PROCESSING	261.27	248.97	263.91	400.00	400.00	24.91	.00	.00	
1064312	COMPUTER SOFTWARE	15.59	86.72	452.04	500.00	500.00	484.80	.00	.00	
1064313	COMPUTER HARDWARE	563.35	2.17	.76	600.00	600.00	.00	.00	.00	
1064360	EDUCATION	256.40	.00	.00	300.00	300.00	.00	.00	.00	
1064415	CARES ACT (COVID 19)	.00	58.74	5,020.25	.00	.00	206.45	.00	.00	
1064500	EQUIPMENT LESS THAN $5000	.00	.00	.00	.00	.00	.00	.00	.00	
1064706	EQUIPMENT GREATER THAN $5000	.00	.00	.00	.00	.00	.00	.00	.00	
	Total CONGREGATE MEALS:	92,443.28	91,637.91	99,603.84	92,900.00	92,900.00	12,566.63	.00	.00	

Account Number	Account Title	2018-19 Prior year 3 Actual	2019-20 Prior year 2 Actual	2020-21 Prior year Actual	2021-22 Current year Aproved Budget	2021-22 Current year Modified Budget	2021-22 Current year Actual	2022-23 Future year Requested Budget	2022-23 Future year Tentative Budget	CHANGES TO BUDGET
HOME DELIVERED MEALS										
1065100	SALARIES	72,124.03	74,962.07	78,971.30	78,500.00	78,500.00	16,054.64	.00	.00	
1065101	OVERTIME WAGES	.00	.00	.00	.00	.00	.00	.00	.00	
1065102	MERIT	.00	.00	649.80	.00	.00	.00	.00	.00	
1065106	DRUG TEST/PHYSICAL	450.00	.00	328.00	.00	.00	60.00	.00	.00	
1065130	BENEFITS	19,971.98	19,240.11	20,277.24	18,700.00	18,700.00	4,171.43	.00	.00	
1065140	HSA CONTRIBUTION	1,900.00	.00	2,400.00	.00	.00	.00	.00	.00	
1065200	FOOD	56,078.42	82,025.12	82,864.10	83,000.00	83,000.00	9,603.05	.00	.00	
1065230	TRAVEL	822.80	.00	187.20	1,000.00	1,000.00	490.64	.00	.00	
1065231	VAN TOURS	.00	.00	.00	.00	.00	.00	.00	.00	
1065240	OFFICE SUPPLIES & EXPENSES	483.45	231.66	727.23	400.00	400.00	.00	.00	.00	
1065243	COPIER/SUPPLIES	.00	.00	.00	100.00	100.00	.00	.00	.00	
1065250	SUPPLIES & MAINT.	2,346.57	2,657.58	1,272.62	3,500.00	3,500.00	.00	.00	.00	
1065251	FUEL	3,825.31	4,421.68	3,938.93	5,000.00	5,000.00	929.75	.00	.00	
1065253	SSBG HOME DELIVERED MEALS	2,955.98	2,476.85	442.77	3,000.00	3,000.00	.00	.00	.00	
1065280	TELEPHONE	519.11	525.06	797.47	1,000.00	1,000.00	42.51	.00	.00	
1065281	INTERNET	114.24	114.24	120.00	200.00	200.00	30.78	.00	.00	
1065310	SERVICES DATA PROCESSING	261.27	248.97	263.91	400.00	400.00	24.91	.00	.00	
1065312	COMPUTER SOFTWARE	15.59	86.72	992.04	1,300.00	1,300.00	485.80	.00	.00	
1065313	COMPUTER HARDWARE	563.35	987.84	.00	1,000.00	1,000.00	.00	.00	.00	
1065360	EDUCATION	695.00	103.74	185.00	400.00	400.00	.00	.00	.00	
1065410	INSURANCE	.00	.00	219.30	.00	.00	.00	.00	.00	
1065415	CARES ACT (COVID 19)	.00	58.74	13,375.05	.00	.00	481.80	.00	.00	
1065500	SPECIAL DEPT CAPITAL PROJECTS	.00	.00	.00	.00	.00	.00	.00	.00	
1065501	EQUIPMENT LESS THAN $5000	.00	.00	.00	.00	.00	.00	.00	.00	
1065520	VEHICLE - SENIOR VAN	.00	.00	.00	.00	.00	.00	.00	.00	
1065521	VEHICLE LEASE MO. PMTS	.00	.00	.00	.00	.00	.00	.00	.00	
1065550	SPECIAL PROJECTS	.00	.00	.00	.00	.00	.00	.00	.00	
1065600	CONTRACT AMENDMENT	.00	.00	.00	.00	.00	.00	.00	.00	
1065701	VEHICLE - SENIOR VAN	.00	.00	.00	.00	.00	.00	.00	.00	
1065706	EQUIPMENT GREATER THAN $5000	.00	.00	.00	.00	.00	.00	.00	.00	
Total HOME DELIVERED MEALS:		163,127.10	188,140.38	208,011.96	197,500.00	197,500.00	32,375.31	.00	.00	
SENIOR BUILDING										
1066100	SALARIES	14,968.13	16,152.61	16,478.11	15,500.00	15,500.00	2,374.21	.00	.00	
1066101	OVERTIME WAGES	.00	.00	.00	.00	.00	.00	.00	.00	
1066102	MERIT	.00	.00	54.15	.00	.00	.00	.00	.00	
1066106	DRUG TEST/PHYSICAL	.00	108.00	.00	.00	.00	.00	.00	.00	

Account Number	Account Title	2018-19 Prior year 3 Actual	2019-20 Prior year 2 Actual	2020-21 Prior year Actual	2021-22 Current year Aproved Budget	2021-22 Current year Modified Budget	2021-22 Current year Actual	2022-23 Future year Requested Budget	2022-23 Future year Tentative Budget	CHANGES TO BUDGET
1066130	BENEFITS	2,894.37	2,579.56	3,226.12	1,500.00	1,500.00	242.55	.00	.00	
1066140	HSA CONTRIBUTION	.00	.00	.00	.00	.00	.00	.00	.00	
1066220	PUBLIC NOTICES	.00	.00	.00	.00	.00	.00	.00	.00	
1066230	TRAVEL	.00	.00	.00	100.00	100.00	.00	.00	.00	
1066243	COPIER/SUPPLIES	.00	415.49	572.34	300.00	300.00	101.57	.00	.00	
1066250	SUPPLIES & MAINT.	4,145.31	4,916.12	2,510.20	5,000.00	5,000.00	668.38	.00	.00	
1066260	BUILDING & GROUNDS MAINTENANC	6,538.50	6,499.63	4,513.06	8,500.00	8,500.00	167.82	.00	.00	
1066261	SPECIAL DEPT REPAIRS	.00	352.00	836.67	1,200.00	1,200.00	.00	.00	.00	
1066262	ROOF	.00	.00	.00	.00	.00	.00	.00	.00	
1066263	PUBLIC ADDRESS SYSTEM	.00	.00	.00	.00	.00	.00	.00	.00	
1066270	UTILITIES	6,026.88	6,492.86	5,587.30	11,000.00	11,000.00	1,446.33	.00	.00	
1066271	GAS - (QUESTAR)	3,103.92	3,125.28	3,127.17	4,000.00	4,000.00	200.81	.00	.00	
1066280	TELEPHONE	.00	.00	.00	.00	.00	.00	.00	.00	
1066281	INTERNET	457.20	457.20	480.00	600.00	600.00	123.09	.00	.00	
1066310	SERVICES DATA PROCESSING	1,045.08	995.89	1,055.64	1,500.00	1,500.00	99.63	.00	.00	
1066312	COMPUTER SOFTWARE	62.38	346.85	188.11	300.00	300.00	7.20	.00	.00	
1066313	COMPUTER HARDWARE	568.95	354.38	.00	200.00	200.00	.00	.00	.00	
1066323	CONTRACT LABOR - MOWING	23.41	56.58	103.10	200.00	200.00	48.45	.00	.00	
1066360	EDUCATION	90.00	.00	.00	200.00	200.00	.00	.00	.00	
1066370	OTHER PROFESSIONAL & TECHNICA	.00	.00	.00	.00	.00	.00	.00	.00	
1066410	INSURANCE	6,673.39	5,721.88	5,600.52	7,000.00	7,000.00	6,656.98	.00	.00	
1066415	CARES ACT (COVID 19)	.00	234.96	13,164.23	.00	.00	.00	.00	.00	
1066430	INTEREST	.00	.00	.00	.00	.00	.00	.00	.00	
1066450	MISCELLANEOUS SUPPLIES	.00	73.42	481.82	200.00	200.00	42.81	.00	.00	
1066499	RENT FOR TEMP SENIOR BUILDING	.00	.00	.00	.00	.00	.00	.00	.00	
1066500	KITCHEN REMODEL PROJECT	.00	.00	.00	.00	.00	.00	.00	.00	
1066501	MUSEUM REPLACEMENT	.00	.00	.00	.00	.00	.00	.00	.00	
1066502	SENIOR CENTER BUILDING	.00	.00	.00	.00	.00	.00	.00	.00	
1066503	SENIOR CENTER - CDBG FUNDS	.00	.00	.00	.00	.00	.00	.00	.00	
1066504	EQUIPMENT LESS THAN $5000	.00	.00	.00	.00	.00	.00	.00	.00	
1066530	IMPROVEMENTS TO BUILDING	.00	.00	346.04	.00	.00	.00	.00	.00	
1066531	SENIOR BLDG MODIFICATIONS	.00	.00	.00	.00	.00	.00	.00	.00	
1066532	SC - SCHOOL BLDG OFFICE RETURN	.00	.00	.00	.00	.00	.00	.00	.00	
1066550	GRANT FUND EXPENDITURES	.00	.00	.00	.00	.00	.00	.00	.00	
1066706	EQUIPMENT GREATER THAN $5000	.00	5,590.00	.00	.00	.00	.00	.00	.00	
1066707	CARES ACT (COVID 19)	.00	.00	.00	.00	.00	.00	.00	.00	
1066801	LOAN PAYMENT ON SENIOR BLDG	.00	.00	.00	.00	.00	.00	.00	.00	
1066851	INTEREST FOR SENIOR BLDG LOAN	.00	.00	.00	.00	.00	.00	.00	.00	

Account Number	Account Title	2018-19 Prior year 3 Actual	2019-20 Prior year 2 Actual	2020-21 Prior year Actual	2021-22 Current year Aproved Budget	2021-22 Current year Modified Budget	2021-22 Current year Actual	2022-23 Future year Requested Budget	2022-23 Future year Tentative Budget	CHANGES TO BUDGET
Total SENIOR BUILDING:		46,597.52	54,472.71	58,324.58	57,300.00	57,300.00	12,179.83	.00	.00	
AIRPORT										
1067100	SALARIES	.00	.00	.00	.00	.00	.00	.00	.00	
1067101	OVERTIME WAGES	.00	.00	.00	.00	.00	.00	.00	.00	
1067130	BENEFITS	.00	.00	.00	.00	.00	.00	.00	.00	
1067200	SPECIAL DEPARTMENT SUPPLIES	.00	.00	.00	.00	.00	.00	.00	.00	
1067220	PUBLIC NOTICES/ADVERTISEMENTS	.00	.00	.00	.00	.00	.00	.00	.00	
1067240	OFFICE SUPPLIES & EXPENSES	.00	.00	.00	.00	.00	.00	.00	.00	
1067265	WATER SHARES	.00	.00	.00	.00	.00	.00	.00	.00	
1067450	MISCELLANEOUS SUPPLIES	.00	.00	.00	.00	.00	.00	.00	.00	
1067460	MISCELLANEOUS SERVICES	.00	.00	.00	.00	.00	.00	.00	.00	
1067540	PURCHASES OF EQUIPMENT	.00	.00	.00	.00	.00	.00	.00	.00	
Total AIRPORT:		.00	.00	.00	.00	.00	.00	.00	.00	
GOLF COURSE										
1068100	SALARIES	.00	.00	.00	.00	.00	.00	.00	.00	
1068101	OVERTIME WAGES	.00	.00	.00	.00	.00	.00	.00	.00	
1068130	BENEFITS	.00	.00	.00	.00	.00	.00	.00	.00	
1068250	SUPPLIES & MAINT.	.00	.00	.00	.00	.00	.00	.00	.00	
1068260	BUILDING & GROUNDS MAINTENANC	.00	.00	.00	.00	.00	.00	.00	.00	
1068265	WATER SHARES	.00	.00	.00	.00	.00	.00	.00	.00	
1068270	UTILITIES	.00	.00	.00	.00	.00	.00	.00	.00	
1068290	PARKING LOT	.00	.00	.00	.00	.00	.00	.00	.00	
1068330	LEGAL	.00	.00	.00	.00	.00	.00	.00	.00	
1068410	INSURANCE	.00	.00	.00	.00	.00	.00	.00	.00	
1068450	INTEREST EXPENSE	.00	.00	.00	.00	.00	.00	.00	.00	
1068451	SPRINKLER NOTE 1ST SECURITY BK	.00	.00	.00	.00	.00	.00	.00	.00	
1068453	CARTS 7/93	.00	.00	.00	.00	.00	.00	.00	.00	
1068454	MOWER 363.31/MO 9/93	.00	.00	.00	.00	.00	.00	.00	.00	
1068455	GOLF COURSE CART LEASE 1993	.00	.00	.00	.00	.00	.00	.00	.00	
1068460	MISCELLANEOUS SERVICES	.00	.00	.00	.00	.00	.00	.00	.00	
1068462	WATER SHARES	.01	.01	1,206.57	1,800.00	1,800.00	.00	.00	.00	
1068500	CAPITAL IMPROVEMENT	.00	.00	.00	.00	.00	.00	.00	.00	
1068502	EQUIPMENT LESS THAN $5000	.00	.00	.00	.00	.00	.00	.00	.00	
1068510	STREETS - TREE PROJECTS	.00	.00	.00	.00	.00	.00	.00	.00	
1068525	LEASE ON SAND RAKE	.00	.00	.00	.00	.00	.00	.00	.00	

Account Number	Account Title	2018-19 Prior year 3 Actual	2019-20 Prior year 2 Actual	2020-21 Prior year Actual	2021-22 Current year Aproved Budget	2021-22 Current year Modified Budget	2021-22 Current year Actual	2022-23 Future year Requested Budget	2022-23 Future year Tentative Budget	CHANGES TO BUDGET
1068541	SPECIAL LEASE PAYMENTS	.00	.00	.00	.00	.00	.00	.00	.00	
1068550	SPECIAL PROJECTS	.00	.00	.00	.00	.00	.00	.00	.00	
1068706	EQUIPMENT GREATER THAN $5000	.00	.00	.00	.00	.00	.00	.00	.00	
1068708	FENCING	.00	.00	.00	.00	.00	.00	.00	.00	
Total GOLF COURSE:		.01	.01	1,206.57	1,800.00	1,800.00	.00	.00	.00	
CEMETERY										
1069100	SALARIES	6,376.54	6,155.99	9,141.68	7,000.00	7,000.00	1,512.87	.00	.00	
1069101	OVERTIME WAGES	347.75	334.57	312.97	600.00	600.00	23.96	.00	.00	
1069102	MERIT	.00	.00	.00	.00	.00	.00	.00	.00	
1069106	DRUG TESTING	.00	.00	.00	.00	.00	.00	.00	.00	
1069130	BENEFITS	4,231.26	4,170.45	6,490.95	4,100.00	4,100.00	557.15	.00	.00	
1069140	HSA CONTRIBUTION	.00	.00	.00	.00	.00	.00	.00	.00	
1069190	LAUNDRY	.00	.00	.00	.00	.00	.00	.00	.00	
1069200	SPECIAL DEPARTMENT SUPPLIES	282.95	1,196.26	2,060.85	1,000.00	1,000.00	.00	.00	.00	
1069220	PUBLIC NOTICES	.00	.00	.00	.00	.00	.00	.00	.00	
1069230	TRAVEL	.00	.00	.00	.00	.00	.00	.00	.00	
1069250	SUPPLIES & MAINT.	10,866.76	2,963.28	10,307.78	2,500.00	2,500.00	.00	.00	.00	
1069260	BUILDING & GROUNDS MAINTENANC	.00	.00	.00	.00	.00	.00	.00	.00	
1069261	SPECIAL DEPT REPAIRS	.00	.00	.00	.00	.00	.00	.00	.00	
1069262	SPECIAL PROJECTS	.00	.00	.00	.00	.00	.00	.00	.00	
1069263	ROADWAYS (EXPANSION)	.00	.00	.00	.00	.00	.00	.00	.00	
1069265	WATER SHARES	315.52	.00	.00	.00	.00	.00	.00	.00	
1069268	TREES	2,003.00	2,999.92	5,591.00	2,000.00	2,000.00	.00	.00	.00	
1069270	UTILITIES	3,563.79	3,788.84	3,548.82	4,000.00	4,000.00	1,201.71	.00	.00	
1069271	GAS - (QUESTAR)	.00	.00	.00	.00	.00	.00	.00	.00	
1069290	CEMETERY WALL PROJECT	.00	.00	.00	.00	.00	.00	.00	.00	
1069291	SIGN	.00	.00	.00	.00	.00	.00	.00	.00	
1069312	COMPUTER SOFTWARE	.00	.00	.00	.00	.00	.00	.00	.00	
1069313	COMPUTER HARDWARE	.00	.00	56.33	.00	.00	.00	.00	.00	
1069410	INSURANCE	687.86	542.80	507.34	700.00	700.00	555.94	.00	.00	
1069430	INTEREST EXPENSE	.00	.00	.00	.00	.00	.00	.00	.00	
1069450	MISCELLANEOUS SUPPLIES	.00	.00	.00	.00	.00	.00	.00	.00	
1069460	CONTRACT LABOR - MOWING	14,649.98	13,566.17	12,148.46	15,600.00	15,600.00	5,708.64	.00	.00	
1069461	CHAMBER OF COMMERCE BROCHUR	.00	.00	.00	.00	.00	.00	.00	.00	
1069500	CEMETERY EXPANSION	.00	.00	.00	.00	.00	.00	.00	.00	
1069501	CEMETERY ROADS	.00	.00	.00	.00	.00	.00	.00	.00	
1069503	EQUIPMENT LESS THAN $5000	.00	.00	.00	.00	.00	.00	.00	.00	

Account Number	Account Title	2018-19 Prior year 3 Actual	2019-20 Prior year 2 Actual	2020-21 Prior year Actual	2021-22 Current year Aproved Budget	2021-22 Current year Modified Budget	2021-22 Current year Actual	2022-23 Future year Requested Budget	2022-23 Future year Tentative Budget	CHANGES TO BUDGET
1069540	PURCHASES OF EQUIPMENT	.00	.00	.00	.00	.00	.00	.00	.00	
1069541	CEMETERY TRUCK LEASE	.00	.00	.00	.00	.00	.00	.00	.00	
1069542	CEMETERY RESTROOMS AND SHOP	.00	.00	.00	.00	.00	.00	.00	.00	
1069550	GRASS - SPRINKLER	.00	.00	.00	.00	.00	.00	.00	.00	
1069706	EQUIPMENT GREATER THAN $5000	.00	.00	.00	.00	.00	.00	.00	.00	
Total CEMETERY:		43,325.41	35,718.28	50,166.18	37,500.00	37,500.00	9,560.27	.00	.00	
PARKS										
1072100	SALARIES	110,018.59	129,305.70	135,508.05	136,700.00	136,700.00	39,486.93	.00	.00	
1072101	CONCESSION STAND SALARY	.00	.00	.00	.00	.00	23.96	.00	.00	
1072102	MERIT	.00	.00	216.60	100.00	100.00	.00	.00	.00	
1072103	OVERTIME WAGES	1,613.15	709.71	2,106.72	1,700.00	1,700.00	1,148.94	.00	.00	
1072106	DRUG TEST/PHYSICAL	.00	.00	.00	.00	.00	.00	.00	.00	
1072110	WAGES - MOWING SPORTS PARK	.00	.00	.00	.00	.00	.00	.00	.00	
1072116	WAGES - RECREATION IN-FIELDS	.00	.00	.00	.00	.00	.00	.00	.00	
1072123	DRAIN PROJECT	.00	.00	.00	.00	.00	.00	.00	.00	
1072130	BENEFITS	70,671.30	78,917.38	86,603.19	75,000.00	75,000.00	21,793.29	.00	.00	
1072140	HSA CONTRIBUTION	2,400.00	2,400.00	2,400.00	2,400.00	2,400.00	1,200.00	.00	.00	
1072200	SPECIAL DEPARTMENT SUPPLIES	2,650.90	1,071.88	1,938.32	3,000.00	3,000.00	100.57	.00	.00	
1072212	MEMBERSHIPS/DUES	249.00	192.50	.00	300.00	300.00	.00	.00	.00	
1072220	PUBLIC NOTICES	.00	.00	.00	.00	.00	.00	.00	.00	
1072230	TRAVEL	547.74	846.56	.00	1,500.00	1,500.00	.00	.00	.00	
1072240	OFFICE SUPPLIES & EXPENSES	338.15	310.31	252.16	300.00	300.00	112.80	.00	.00	
1072241	POSTAGE	.00	.00	.00	.00	.00	.00	.00	.00	
1072243	COPIER/SUPPLIES	243.16	246.42	284.68	500.00	500.00	49.97	.00	.00	
1072250	SUPPLIES & MAINT.	15,446.45	13,997.29	13,463.35	17,000.00	17,000.00	2,049.70	.00	.00	
1072251	FUEL	4,255.36	4,012.44	4,378.73	5,000.00	5,000.00	1,296.69	.00	.00	
1072260	BUILDING & GROUNDS MAINTENANC	13,692.00	8,743.56	9,796.80	10,000.00	10,000.00	85.00	.00	.00	
1072261	SPRINKLER SYSTEM REPAIRS	8,344.40	3,465.82	9,429.59	10,000.00	10,000.00	4,200.00	.00	.00	
1072262	WEED SPRAY	753.20	332.71	2,822.15	1,500.00	1,500.00	459.98	.00	.00	
1072263	MIDLAND SIDEWALK CUTS/IRRIGATI	.00	.00	.00	.00	.00	.00	.00	.00	
1072264	INFIELD DIRT	6,570.75	7,000.00	5,583.75	7,000.00	7,000.00	.00	.00	.00	
1072265	AERATION	.00	.00	.00	.00	.00	.00	.00	.00	
1072266	PLAYGROUND MAINTENANCE	1,180.09	3,843.08	2,267.43	4,000.00	4,000.00	.00	.00	.00	
1072267	CHRISTMAS LIGHTS	5,887.23	6,455.18	6,668.90	6,000.00	6,000.00	111.90	.00	.00	
1072268	TREES	.00	1,992.94	2,068.09	2,000.00	2,000.00	.00	.00	.00	
1072270	UTILITIES	6,249.04	8,298.38	12,208.70	13,000.00	13,000.00	3,761.04	.00	.00	
1072271	GAS -(Questar)	366.23	389.09	366.80	700.00	700.00	9.50	.00	.00	

Account Number	Account Title	2018-19 Prior year 3 Actual	2019-20 Prior year 2 Actual	2020-21 Prior year Actual	2021-22 Current year Aproved Budget	2021-22 Current year Modified Budget	2021-22 Current year Actual	2022-23 Future year Requested Budget	2022-23 Future year Tentative Budget	CHANGES TO BUDGET
1072280	TELEPHONE	2,015.85	2,151.74	1,885.13	2,900.00	2,900.00	363.46	.00	.00	
1072281	INTERNET	457.20	457.20	480.00	800.00	800.00	184.62	.00	.00	
1072310	SERVICES DATA PROCESSING	1,095.71	995.89	1,055.64	1,500.00	1,500.00	145.45	.00	.00	
1072312	COMPUTER SOFTWARE	62.38	346.85	202.13	800.00	800.00	10.80	.00	.00	
1072313	COMPUTER HARDWARE	171.44	103.67	81.58	3,600.00	3,600.00	215.78	.00	.00	
1072320	ENGINEERING	.00	.00	.00	.00	.00	.00	.00	.00	
1072330	LEGAL	.00	.00	.00	.00	.00	.00	.00	.00	
1072360	EDUCATION	340.00	580.00	515.00	1,000.00	1,000.00	.00	.00	.00	
1072363	MIDLAND SIDEWALK CUTS/IRRIGATI	.00	.00	.00	.00	.00	.00	.00	.00	
1072364	CONTRACT LABOR - MOWING	54,605.55	53,519.66	49,398.37	63,500.00	63,500.00	23,212.53	.00	.00	
1072410	INSURANCE	4,414.53	4,766.52	5,402.27	5,000.00	5,000.00	4,882.46	.00	.00	
1072415	CARES ACT (COVID 19)	.00	620.14	1,985.02	.00	.00	.00	.00	.00	
1072430	INTEREST	.00	.00	.00	.00	.00	.00	.00	.00	
1072440	DO NOT USE	.00	.00	.00	.00	.00	.00	.00	.00	
1072450	MISCELLANEOUS SUPPLIES	.00	.00	.00	1,000.00	1,000.00	.00	.00	.00	
1072460	USU SURVEY	.00	.00	.00	.00	.00	.00	.00	.00	
1072461	MISCELLANEOUS SERVICES	.00	.00	.00	.00	.00	.00	.00	.00	
1072462	WATER SHARES	1,281.20	265.78	865.24-	500.00	500.00	.00	.00	.00	
1072465	REIMBURSABLE EXPENSIS	.00	.00	.00	.00	.00	.00	.00	.00	
1072491	ADULT BASKETBALL	.00	.00	.00	.00	.00	.00	.00	.00	
1072492	YOUTH BOWLING	.00	.00	.00	.00	.00	.00	.00	.00	
1072493	YOUTH BASKETBALL	.00	.00	.00	.00	.00	.00	.00	.00	
1072494	YOUTH BOYS BASEBALL	.00	.00	.00	.00	.00	.00	.00	.00	
1072495	GIRLS SOFTBALL	.00	.00	.00	.00	.00	.00	.00	.00	
1072496	ADULT SOFTBALL	.00	.00	.00	.00	.00	.00	.00	.00	
1072497	TEE BALL	.00	.00	.00	.00	.00	.00	.00	.00	
1072498	ADULT VOLLEYBALL	.00	.00	.00	.00	.00	.00	.00	.00	
1072499	YOUTH VOLLEYBALL	.00	.00	.00	.00	.00	.00	.00	.00	
1072500	TENNIS	.00	.00	.00	.00	.00	.00	.00	.00	
1072501	GOLF	.00	.00	.00	.00	.00	.00	.00	.00	
1072502	YOUTH SOCCER	.00	.00	.00	.00	.00	.00	.00	.00	
1072503	ARTS AND CRAFTS	.00	.00	.00	.00	.00	.00	.00	.00	
1072504	SKI BUS	.00	.00	.00	.00	.00	.00	.00	.00	
1072505	YOUTH FLAG FOOTBALL	.00	.00	.00	.00	.00	.00	.00	.00	
1072506	ADULT FLAG FOOTBALL	.00	.00	.00	.00	.00	.00	.00	.00	
1072507	INDOOR SOCCER	.00	.00	.00	.00	.00	.00	.00	.00	
1072508	WRESTLING	.00	.00	.00	.00	.00	.00	.00	.00	
1072509	SKATE PARK	.00	.00	.00	.00	.00	.00	.00	.00	
1072510	KARATE	.00	.00	.00	.00	.00	.00	.00	.00	

Account Number	Account Title	2018-19 Prior year 3 Actual	2019-20 Prior year 2 Actual	2020-21 Prior year Actual	2021-22 Current year Aproved Budget	2021-22 Current year Modified Budget	2021-22 Current year Actual	2022-23 Future year Requested Budget	2022-23 Future year Tentative Budget	CHANGES TO BUDGET
1072511	LIL CUBS BASKETBALL	.00	.00	.00	.00	.00	.00	.00	.00	
1072512	DODGEBALL	.00	.00	.00	.00	.00	.00	.00	.00	
1072513	CONCESSION STAND	.00	.00	.00	.00	.00	.00	.00	.00	
1072514	YOUTH CAMPS	.00	.00	.00	.00	.00	.00	.00	.00	
1072515	LIL CUBS SOCCER	.00	.00	.00	.00	.00	.00	.00	.00	
1072516	KICKBALL	.00	.00	.00	.00	.00	.00	.00	.00	
1072517	YOUTH TRACK AND FIELD	.00	.00	.00	.00	.00	.00	.00	.00	
1072518	SALES TAX PAID - CONSESSION ST	.00	.00	.00	.00	.00	.00	.00	.00	
1072540	EQUIPMENT LESS THAN $5000	2,834.35	3,361.00	2,923.15	4,000.00	4,000.00	1,356.89	.00	.00	
1072545	BLEACHERS/PICNIC TABLES	.00	.00	.00	.00	.00	.00	.00	.00	
1072550	SPECIAL PROJECTS - PARKS	4,283.60	1,541.53	5,049.15	4,500.00	4,500.00	.00	.00	.00	
1072551	SCORE BOARD - COCA-COLA	.00	.00	.00	.00	.00	.00	.00	.00	
1072552	SIGN - EVENTS BOARD	.00	.00	.00	.00	.00	.00	.00	.00	
1072553	STEVEN'S SPORTS PARK LIGHTS	.00	.00	.00	.00	.00	.00	.00	.00	
1072554	WOMEN'S CIVIC LEAGUE TRAILS	.00	.00	.00	.00	.00	.00	.00	.00	
1072555	SCOREBOARDS - PEPSI	.00	.00	.00	.00	.00	.00	.00	.00	
1072600	PARK PROPERTY TRAILS	.00	.00	.00	.00	.00	.00	.00	.00	
1072700	EQUIPMENT GREATER THAN $5000	.00	.00	.00	.00	.00	.00	.00	.00	
1072704	IMPROVE TO BUILDING OVER 5,000	.00	.00	.00	15,000.00	15,000.00	.00	.00	.00	
1072710	PARKS OFFICE PARKING LOT	.00	.00	.00	.00	.00	.00	.00	.00	
1072800	TRUCK REPLACEMENT	.00	.00	.00	.00	.00	.00	.00	.00	
1072900	TRANS TC SHARE TO FUND 52	.00	.00	.00	.00	.00	.00	.00	.00	
Total PARKS:		323,038.55	341,240.93	366,476.21	401,800.00	401,800.00	106,262.26	.00	.00	
COMMUNITY EVENTS										
1073100	SALARIES	11,464.81	11,964.94	12,090.52	13,600.00	13,600.00	2,778.50	.00	.00	
1073101	OVERTIME WAGES	1,514.75	2,335.06	.00	4,000.00	4,000.00	4,250.79	.00	.00	
1073102	MERIT	.00	.00	.00	.00	.00	.00	.00	.00	
1073106	DRUG TESTING	.00	.00	.00	.00	.00	.00	.00	.00	
1073110	WAGES - MOWING SPORTS PARK	.00	.00	.00	.00	.00	.00	.00	.00	
1073130	BENEFITS	8,011.71	9,508.18	8,634.11	9,500.00	9,500.00	3,150.86	.00	.00	
1073140	HSA CONTRIBUTION	.00	.00	.00	.00	.00	.00	.00	.00	
1073240	OFFICE SUPPLIES & EXPENSES	.00	.00	.00	.00	.00	.00	.00	.00	
1073241	POSTAGE	745.91	.00	333.26	1,000.00	1,000.00	342.14	.00	.00	
1073250	SUPPLIES & MAINT.	.00	.00	.00	.00	.00	.00	.00	.00	
1073280	TELEPHONE	.00	.00	.00	.00	.00	.00	.00	.00	
1073312	COMPUTER SOFTWARE	.00	.00	.00	.00	.00	.00	.00	.00	
1073313	COMPUTER HARDWARE	.00	.00	.00	.00	.00	.00	.00	.00	

Account Number	Account Title	2018-19 Prior year 3 Actual	2019-20 Prior year 2 Actual	2020-21 Prior year Actual	2021-22 Current year Aproved Budget	2021-22 Current year Modified Budget	2021-22 Current year Actual	2022-23 Future year Requested Budget	2022-23 Future year Tentative Budget	CHANGES TO BUDGET
1073330	LEGAL	.00	.00	.00	.00	.00	.00	.00	.00	
1073450	MISCELLANEOUS SUPPLIES	.00	.00	.00	.00	.00	.00	.00	.00	
1073460	MISCELLANEOUS SERVICES	.00	.00	.00	.00	.00	.00	.00	.00	
1073461	COMMUNITY EVENTS	5,873.50	6,062.25	8,425.38	7,000.00	7,000.00	800.00	.00	.00	
1073462	BEAUTIFICATION COMMITTEE	.00	.00	.00	.00	.00	.00	.00	.00	
1073463	MIDLAND SQUARE	.00	.00	.00	.00	.00	.00	.00	.00	
1073464	WESTERN HERITAGE FESTIVAL	.00	.00	.00	.00	.00	.00	.00	.00	
1073465	VETERAN'S MEMORIAL	873.17	497.51	35.50	1,000.00	1,000.00	.00	.00	.00	
1073466	MEMORIAL DAY	778.73	.00	315.00	1,000.00	1,000.00	.00	.00	.00	
1073467	24TH OF JULY/CITY DAYS	11,443.09	13,426.79	3,954.78	16,000.00	16,000.00	10,390.86	.00	.00	
1073468	PARADES	.00	1,047.00	.00	1,000.00	1,000.00	.00	.00	.00	
1073469	WORLD POLICE AND FIRE GAMES	.00	.00	.00	.00	.00	.00	.00	.00	
1073470	OLYMPIC TORCH RUN	.00	.00	.00	.00	.00	.00	.00	.00	
1073471	FIREWORKS - 24TH OF JULY	11,000.00	11,330.96	13,928.79	14,000.00	14,000.00	11,083.80	.00	.00	
1073472	OLYMPIC BANNERS	.00	.00	.00	.00	.00	.00	.00	.00	
1073473	CANOPIES	.00	.00	.00	.00	.00	.00	.00	.00	
1073474	STAGE	.00	.00	.00	.00	.00	.00	.00	.00	
1073475	FAMILY FOLK FEST	.00	.00	.00	.00	.00	.00	.00	.00	
1073476	FAIR BOOTH	530.41	.00	.00	800.00	800.00	.00	.00	.00	
1073477	NEW STAGE @ STEVEN'S PARK	.00	.00	.00	.00	.00	.00	.00	.00	
1073478	YOUTH COUNCIL/YCC TRAINING	4,528.19	3,364.78	443.84	6,400.00	6,400.00	.00	.00	.00	
1073479	TOUR OF UTAH	.00	.00	.00	.00	.00	.00	.00	.00	
1073480	ARTS COUNCIL	10,365.16	788.18	6,889.07	10,000.00	10,000.00	.00	.00	.00	
1073500	TOURISM SIGNS	.00	.00	.00	.00	.00	.00	.00	.00	
1073501	TOURISM - TREMONTON DAYS	.00	.00	.00	.00	.00	.00	.00	.00	
1073502	TOURISM - MURAL	.00	.00	.00	.00	.00	.00	.00	.00	
1073503	EXP FOR ARTS LIBRARY STATUE	.00	.00	.00	.00	.00	.00	.00	.00	
1073504	EQUIPMENT LESS THAN $5000	.00	.00	.00	.00	.00	.00	.00	.00	
1073706	EQUIPMENT GREATER THAN $5000	.00	.00	.00	.00	.00	.00	.00	.00	
	Total COMMUNITY EVENTS:	67,129.43	60,325.65	55,050.25	85,300.00	85,300.00	32,796.95	.00	.00	
FOOD PANTRY										
1074100	SALARIES	.00	.00	.00	.00	.00	.00	.00	.00	
	Total FOOD PANTRY:	.00	.00	.00	.00	.00	.00	.00	.00	
LIBRARY										
1075100	SALARIES	116,465.38	114,767.94	123,432.03	133,600.00	133,600.00	26,311.06	.00	.00	

Account Number	Account Title	2018-19 Prior year 3 Actual	2019-20 Prior year 2 Actual	2020-21 Prior year Actual	2021-22 Current year Aproved Budget	2021-22 Current year Modified Budget	2021-22 Current year Actual	2022-23 Future year Requested Budget	2022-23 Future year Tentative Budget	CHANGES TO BUDGET
1075101	OVERTIME WAGES	.00	.00	.00	.00	.00	.00	.00	.00	
1075102	MERIT	.00	.00	108.30	.00	.00	.00	.00	.00	
1075103	CHILDREN PROGRAM SALARIES	3,587.08	3,731.60	1,413.49	4,000.00	4,000.00	1,321.42	.00	.00	
1075104	YOUTH PROGRAM SALARIES	1,465.03	1,118.39	1,006.82	2,500.00	2,500.00	230.09	.00	.00	
1075105	ADULT PROGRAM SALARIES	4,924.04	4,416.42	3,480.56	5,000.00	5,000.00	1,312.99	.00	.00	
1075106	DRUG TEST/PHYSICAL	300.00	109.00	387.00	500.00	500.00	380.00	.00	.00	
1075130	BENEFITS	41,454.58	42,460.89	45,808.31	44,300.00	44,300.00	8,792.00	.00	.00	
1075140	HSA CONTRIBUTION	2,400.00	2,400.00	.00	.00	.00	.00	.00	.00	
1075160	HEALTH, SAFETY & WELFARE	.00	.00	.00	.00	.00	.00	.00	.00	
1075200	SPECIAL DEPARTMENT SUPPLIES	132.17	124.75	124.75	500.00	500.00	.00	.00	.00	
1075210	BOOKS	16,814.30	21,568.21	20,608.42	20,000.00	20,000.00	6,386.74	.00	.00	
1075211	AUDIO & VIDEO	4,348.56	5,200.50	5,209.91	5,000.00	5,000.00	300.37	.00	.00	
1075212	DIGITAL	678.61	44.94	2,891.27	2,000.00	2,000.00	.00	.00	.00	
1075213	LOST AND DAMAGED BOOK REPLAC	771.36	1,309.42	1,957.49	1,500.00	1,500.00	102.05	.00	.00	
1075215	SUBSCRIPTIONS	484.71	505.15	485.22	600.00	600.00	.00	.00	.00	
1075220	PUBLIC NOTICES	.00	.00	100.00	100.00	100.00	.00	.00	.00	
1075230	TRAVEL	1,067.09	1,015.55	.00	1,500.00	1,500.00	.00	.00	.00	
1075240	OFFICE SUPPLIES & EXPENSES	7,912.34	8,317.95	10,695.19	9,000.00	9,000.00	6,654.94	.00	.00	
1075241	POSTAGE	576.06	544.98	563.48	1,000.00	1,000.00	100.91	.00	.00	
1075242	DONATIONS/GIFTS PURCHASES	1,451.85	1,335.47	1,582.63	1,600.00	1,600.00	.00	.00	.00	
1075243	COPIER/SUPPLIES	4,439.04	3,752.62	3,624.65	5,000.00	5,000.00	564.28	.00	.00	
1075244	PROGRAM SUPPLIES	1,512.87	1,187.34	2,009.74	1,500.00	1,500.00	694.40	.00	.00	
1075245	CHILDREN PROGRAMS	2,691.65	2,964.51	4,342.59	4,100.00	4,100.00	57.48	.00	.00	
1075246	YOUTH PROGRAMS	1,466.96	1,305.36	1,282.18	1,500.00	1,500.00	313.91	.00	.00	
1075247	ADULT PROGRAMS	530.70	554.38	1,456.78	2,000.00	2,000.00	166.95	.00	.00	
1075250	SUPPLIES & MAINT.	.00	.00	.00	.00	.00	.00	.00	.00	
1075260	BUILDING & GROUNDS MAINTENANC	2,509.28	3,686.66	6,852.75	4,000.00	4,000.00	4,368.68	.00	.00	
1075270	UTILITIES	2,560.95	2,417.34	3,003.94	3,000.00	3,000.00	613.87	.00	.00	
1075271	GAS - (QUESTAR)	974.51	982.74	1,056.20	1,000.00	1,000.00	14.32	.00	.00	
1075280	TELEPHONE	1,105.66	1,309.07	1,735.98	1,500.00	1,500.00	31.63	.00	.00	
1075281	"INTERNET/ERATE"	5,015.54	5,019.60	4,912.80	5,600.00	5,600.00	.00	.00	.00	
1075282	SERVICE LINE (DSL) - DON'T USE	.00	.00	.00	.00	.00	.00	.00	.00	
1075310	SERVICES DATA PROCESSING	10,624.10	10,303.66	11,816.68	12,000.00	12,000.00	894.49	.00	.00	
1075311	SERV DATA PROC/SATELLITE BRANC	7,779.78	7,318.74	7,834.50	8,000.00	8,000.00	458.16	.00	.00	
1075312	COMPUTER SOFTWARE	10,099.60	13,442.73	16,869.41	18,400.00	18,400.00	2,772.83	.00	.00	
1075313	COMPUTER HARDWARE	5,096.05	5,339.15	9,343.00	11,000.00	11,000.00	.00	.00	.00	
1075314	SATELLITE COMPUTER SOFTWARE	343.09	1,840.25	5,378.61	5,300.00	5,300.00	2,034.42	.00	.00	
1075315	SATELLITE COMPUTER HARDWARE	6,312.26	43.39	11,850.00	2,000.00	2,000.00	.00	.00	.00	
1075323	CONTRACT LABOR - MOWING	.00	.00	.00	.00	.00	.00	.00	.00	

Account Number	Account Title	2018-19 Prior year 3 Actual	2019-20 Prior year 2 Actual	2020-21 Prior year Actual	2021-22 Current year Aproved Budget	2021-22 Current year Modified Budget	2021-22 Current year Actual	2022-23 Future year Requested Budget	2022-23 Future year Tentative Budget	CHANGES TO BUDGET
1075330	LEGAL	.00	.00	.00	.00	.00	.00	.00	.00	
1075360	EDUCATION	541.20	285.88	886.28	1,500.00	1,500.00	399.00	.00	.00	
1075375	NUMBER NOT USED	.00	.00	.00	.00	.00	.00	.00	.00	
1075410	INSURANCE	1,561.82	1,495.79	1,443.61	1,700.00	1,700.00	1,611.70	.00	.00	
1075415	CARES ACT (COVID 19)	.00	3,420.55	13,103.32	.00	.00	.00	.00	.00	
1075430	INTEREST	.00	.00	.00	.00	.00	.00	.00	.00	
1075439	LIBRARY GRANT - MISC	4,819.36	2,126.97	8.98	500.00	500.00	3,491.07	.00	.00	
1075440	STATE GRANT (CLEF)	6,134.17	4,642.49	7,189.41	6,000.00	6,000.00	.00	.00	.00	
1075441	PRIVATE CONTRIBUTION	.00	.00	.00	.00	.00	.00	.00	.00	
1075442	SIDEWALKS	.00	.00	.00	.00	.00	.00	.00	.00	
1075450	MISCELLANEOUS SUPPLIES	1,071.56	838.92	1,622.98	1,500.00	1,500.00	115.97	.00	.00	
1075460	MISCELLANEOUS SERVICES	.00	.00	100.00	100.00	100.00	.66	.00	.00	
1075461	LAWN CARE	.00	.00	.00	.00	.00	.00	.00	.00	
1075500	COMPUTER INTERNET LIB GRANT	.00	.00	.00	.00	.00	.00	.00	.00	
1075501	LIBRARY IMPROVEMENTS	.00	.00	.00	.00	.00	.00	.00	.00	
1075502	FURNACE AND OYLER	.00	.00	.00	.00	.00	.00	.00	.00	
1075503	EQUIPMENT LESS THAN $5000	.00	.00	.00	.00	.00	.00	.00	.00	
1075540	PURCHASES OF SPECIAL EQUIPMEN	.00	.00	.00	.00	.00	.00	.00	.00	
1075541	LSTA GRANT	17,310.15	2,670.92	5,887.79	500.00	500.00	1,817.15	.00	.00	
1075706	EQUIPMENT GREATER THAN $5000	.00	.00	.00	.00	.00	.00	.00	.00	
Total LIBRARY:		299,333.46	285,920.22	343,467.05	330,400.00	330,400.00	72,313.54	.00	.00	
CONTRIBUTIONS TO OTHER UNITS										
1089100	CONTRIBUTION TO UTOPIA DEBT	366,002.15	373,322.20	380,788.56	388,000.00	388,000.00	96,939.54	.00	.00	
1089200	CONTRIBUTION TO UTOPIA OP EX	.00	.00	.00	.00	.00	.00	.00	.00	
Total CONTRIBUTIONS TO OTHER UNITS:		366,002.15	373,322.20	380,788.56	388,000.00	388,000.00	96,939.54	.00	.00	
TRANSFER TO OTHER FUNDS										
1090900	TRANSFER CAP PROJ - VEHICLES	.00	.00	.00	.00	.00	.00	.00	.00	
1090949	TRANSFER - CAP PROJ - VEHICLES	26,250.00	75,000.00	.00	.00	.00	.00	.00	.00	
1090950	TRANSFER TO CAP PROJECTS FUND	351,250.00	75,000.00	300,000.00	300,000.00	300,000.00	.00	.00	.00	
1090951	TRANS TO FIRE DEPT FUND	26,250.00	75,000.00	35,300.00	263,200.00	263,200.00	.00	.00	.00	
1090952	LOAN TO RDA#3 (FIBER PROJ)	.00	.00	.00	.00	.00	.00	.00	.00	
1090953	TRANSFER TO FOOD PANTRY FUND	.00	.00	.00	.00	.00	.00	.00	.00	
1090954	TRANSFER TO RECREATION FUND	159,476.71	209,693.89	182,700.00	174,800.00	174,800.00	.00	.00	.00	
1090955	TRANSFER TO FUND 71 RDA	518,000.00	.00	.00	.00	.00	.00	.00	.00	
1090956	TRANSFER TO STORM DRAIN FD	.00	.00	.00	.00	.00	.00	.00	.00	

Account Number	Account Title	2018-19 Prior year 3 Actual	2019-20 Prior year 2 Actual	2020-21 Prior year Actual	2021-22 Current year Aproved Budget	2021-22 Current year Modified Budget	2021-22 Current year Actual	2022-23 Future year Requested Budget	2022-23 Future year Tentative Budget	CHANGES TO BUDGET
1090960	TRANSFER TO RDA #2	210,000.00	600,000.00	.00	.00	.00	.00	.00	.00	
1090961	TRANSFER TO TRANSPORTATION CA	105,000.00	300,000.00	.00	.00	.00	.00	.00	.00	
	Total TRANSFER TO OTHER FUNDS:	1,396,226.71	1,334,693.89	518,000.00	738,000.00	738,000.00	.00	.00	.00	
BUDGET TO GAAP										
1099981	BUDGET TO GAAP - CAPITAL GRANT	.00	.00	.00	.00	.00	.00	.00	.00	
1099998	BUDGET TO GAAP - CAPITAL OUTLA	.00	.00	.00	.00	.00	.00	.00	.00	
1099999	BUDGET TO GAAP - SETTLEMENT	.00	.00	.00	.00	.00	.00	.00	.00	
	Total BUDGET TO GAAP:	.00	.00	.00	.00	.00	.00	.00	.00	
	GENERAL FUND Revenue Total:	6,182,201.01	6,169,298.48	7,568,050.98	6,423,200.00	6,423,200.00	964,953.19	.00	.00	
	GENERAL FUND Expenditure Total:	5,973,232.53	6,273,726.40	5,636,934.91	6,423,200.00	6,423,200.00	1,071,899.70	.00	.00	
	Net Total GENERAL FUND:	208,968.48	104,427.92-	1,931,116.07	.00	.00	106,946.51-	.00	.00	

Account Number	Account Title	2018-19 Prior year 3 Actual	2019-20 Prior year 2 Actual	2020-21 Prior year Actual	2021-22 Current year Aproved Budget	2021-22 Current year Modified Budget	2021-22 Current year Actual	2022-23 Future year Requested Budget	2022-23 Future year Tentative Budget	CHANGES TO BUDGET
FOOD PANTRY - SPECIAL REV FUND										
INTERGOVERNMENTAL REVENUE										
2133100	STATE GRANTS	.00	.00	.00	.00	.00	.00	.00	.00	
2133101	REIMBURSED SALES TAX	8,848.85	9,722.25	12,798.85	10,000.00	10,000.00	.00	.00	.00	
2133110	LOCAL GRANTS	.00	.00	.00	.00	.00	.00	.00	.00	
2133111	PANTRY - BRAG	.00	.00	.00	.00	.00	.00	.00	.00	
2133115	EMPLOYEE REIMBURSEMENT	.00	.00	.00	.00	.00	.00	.00	.00	
2133210	CONTRIBUTION FROM LOCAL GOV	.00	.00	5,600.00	.00	.00	.00	.00	.00	
2133500	COVID 19 GRANT	.00	166.38	163.41	.00	.00	.00	.00	.00	
Total INTERGOVERNMENTAL REVENUE:		8,848.85	9,888.63	18,562.26	10,000.00	10,000.00	.00	.00	.00	
OTHER INCOME										
2137110	PANTRY - MISC INCOME	.00	.00	.00	.00	.00	.00	.00	.00	
2137600	INTEREST EARNINGS	1,287.65	1,016.55	615.63	500.00	500.00	.00	.00	.00	
Total OTHER INCOME:		1,287.65	1,016.55	615.63	500.00	500.00	.00	.00	.00	
DONATIONS										
2138120	PRIVATE DONATION	34,365.13	89,571.24	90,870.53	35,000.00	35,000.00	7,422.25	.00	.00	
2138125	DONATION FOR CAR	.00	.00	.00	.00	.00	.00	.00	.00	
2138500	DONATIONS FOR CAP IMPROVEMENT	.00	.00	.00	.00	.00	.00	.00	.00	
Total DONATIONS:		34,365.13	89,571.24	90,870.53	35,000.00	35,000.00	7,422.25	.00	.00	
TRANSFERS/BAL TO BE APPROPRIAT										
2139900	INITIAL CAPITAL CONTRIBUTION	.00	.00	.00	.00	.00	.00	.00	.00	
2139901	TRANSFER FROM THE GEN FUND	.00	.00	.00	.00	.00	.00	.00	.00	
2139950	FUND BAL TO BE APPROPRIATED	.00	.00	.00	20,300.00	20,300.00	.00	.00	.00	
Total TRANSFERS/BAL TO BE APPROPRIAT:		.00	.00	.00	20,300.00	20,300.00	.00	.00	.00	
FOOD PANTRY EXPENSE										
2140100	SALARIES	23,024.86	23,924.91	24,703.10	34,200.00	34,200.00	5,497.39	.00	.00	
2140101	OVERTIME WAGES	.00	.00	.00	.00	.00	.00	.00	.00	
2140102	MERIT	.00	.00	108.30	.00	.00	.00	.00	.00	
2140106	DRUG TEST/PHYSICAL	.00	.00	.00	.00	.00	.00	.00	.00	
2140112	WAGES - ADMIN ALLOCATION	.00	.00	.00	.00	.00	.00	.00	.00	

Account Number	Account Title	2018-19 Prior year 3 Actual	2019-20 Prior year 2 Actual	2020-21 Prior year Actual	2021-22 Current year Aproved Budget	2021-22 Current year Modified Budget	2021-22 Current year Actual	2022-23 Future year Requested Budget	2022-23 Future year Tentative Budget	CHANGES TO BUDGET
2140130	BENEFITS	2,288.27	2,530.04	2,398.09	3,200.00	3,200.00	490.53	.00	.00	
2140140	HSA CONTRIBUTION	.00	.00	.00	.00	.00	.00	.00	.00	
2140160	HEALTH, SAFETY & WELFARE	325.00	377.87	775.00	700.00	700.00	.00	.00	.00	
2140200	FOOD/SUPPLIES	647.59	1,698.79	3,155.66	4,000.00	4,000.00	.00	.00	.00	
2140210	BOOKS/SUBSCRIPTIONS/MEMBERSH	.00	.00	.00	.00	.00	.00	.00	.00	
2140212	MEMBERSHIPS/DUES	.00	.00	.00	.00	.00	.00	.00	.00	
2140220	PUBLIC NOTICES	.00	.00	.00	.00	.00	.00	.00	.00	
2140230	TRAVEL	10.00	.00	124.20	200.00	200.00	.00	.00	.00	
2140240	OFFICE SUPPLIES & EXPENSES	214.95	190.61	439.34	500.00	500.00	200.67	.00	.00	
2140241	POSTAGE	100.00	110.00	55.00	100.00	100.00	.00	.00	.00	
2140243	COPIER/SUPPLIES	.00	.00	.00	.00	.00	.00	.00	.00	
2140250	SUPPLIES & MAINTENAN	845.44	1,711.76	342.99	2,000.00	2,000.00	144.94	.00	.00	
2140251	FUEL	59.40	33.34	141.41	1,200.00	1,200.00	93.69	.00	.00	
2140260	BUILDING & GROUNDS MAINTENANC	1,253.75	2,112.92	6,582.87	2,500.00	2,500.00	.00	.00	.00	
2140270	UTILITIES	4,509.47	4,304.87	5,029.09	6,700.00	6,700.00	1,247.53	.00	.00	
2140271	GAS - (QUESTAR)	2,267.15	2,444.64	2,159.39	3,000.00	3,000.00	20.06	.00	.00	
2140280	TELEPHONE	1,073.67	1,140.12	1,170.73	2,000.00	2,000.00	236.13	.00	.00	
2140281	INTERNET	228.60	228.60	240.00	300.00	300.00	61.53	.00	.00	
2140310	SERVICES DATA PROCESSING	522.43	497.83	527.81	800.00	800.00	49.82	.00	.00	
2140312	COMPUTER SOFTWARE	31.19	173.43	94.05	200.00	200.00	3.60	.00	.00	
2140313	COMPUTER HARDWARE	3.73	4.34	.00	1,200.00	1,200.00	.00	.00	.00	
2140330	LEGAL	.00	.00	.00	.00	.00	.00	.00	.00	
2140340	ACCOUNTING & AUDITING	283.33	255.59	101.28	400.00	400.00	.00	.00	.00	
2140345	BANK FEES	.00	.00	.00	.00	.00	.00	.00	.00	
2140360	EDUCATION	.00	.00	.00	.00	.00	.00	.00	.00	
2140370	OTHER PROFESSIONAL & TECHNICA	.00	.00	.00	.00	.00	.00	.00	.00	
2140380	OTHER SERVICES	.00	.00	.00	.00	.00	.00	.00	.00	
2140410	INSURANCE	1,581.07	1,406.10	1,570.01	1,900.00	1,900.00	1,870.10	.00	.00	
2140415	CARES ACT (COVID 19)	.00	166.38	196.13	.00	.00	.00	.00	.00	
2140450	MISCELLANEOUS SUPPLIES	63.62	166.00	10.00	500.00	500.00	96.41	.00	.00	
2140460	MISCELLANEOUS SERVICES	.00	.00	.00	.00	.00	.00	.00	.00	
2140500	EQUIPMENT LESS THAN $5000	.00	3,117.00	.00	.00	.00	.00	.00	.00	
2140700	CAPITAL OUTLAY	.00	.00	.00	.00	.00	.00	.00	.00	
2140701	CAPITAL ENGINEERING	.00	.00	.00	.00	.00	.00	.00	.00	
2140705	REAL PROPERTY ACQUISITION	.00	.00	.00	.00	.00	.00	.00	.00	
2140706	EQUIPMENT GREATER THAN $5000	.00	.00	5,600.00	.00	.00	.00	.00	.00	
2140800	DEBT	.00	.00	.00	.00	.00	.00	.00	.00	

Account Number	Account Title	2018-19 Prior year 3 Actual	2019-20 Prior year 2 Actual	2020-21 Prior year Actual	2021-22 Current year Aproved Budget	2021-22 Current year Modified Budget	2021-22 Current year Actual	2022-23 Future year Requested Budget	2022-23 Future year Tentative Budget	CHANGES TO BUDGET
	Total FOOD PANTRY EXPENSE:	39,333.52	46,595.14	55,524.45	65,600.00	65,600.00	10,012.40	.00	.00	
ADMIN SERVICE CHARGE										
2190905	ADMIN SERVICES CHARGE	200.00	200.00	200.00	200.00	200.00	.00	.00	.00	
	Total ADMIN SERVICE CHARGE:	200.00	200.00	200.00	200.00	200.00	.00	.00	.00	
	FOOD PANTRY - SPECIAL REV FUND Revenue Total:	44,501.63	100,476.42	110,048.42	65,800.00	65,800.00	7,422.25	.00	.00	
	FOOD PANTRY - SPECIAL REV FUND Expenditure Total:	39,533.52	46,795.14	55,724.45	65,800.00	65,800.00	10,012.40	.00	.00	
	Net Total FOOD PANTRY - SPECIAL REV FUND:	4,968.11	53,681.28	54,323.97	.00	.00	2,590.15-	.00	.00	

Account Number	Account Title	2018-19 Prior year 3 Actual	2019-20 Prior year 2 Actual	2020-21 Prior year Actual	2021-22 Current year Aproved Budget	2021-22 Current year Modified Budget	2021-22 Current year Actual	2022-23 Future year Requested Budget	2022-23 Future year Tentative Budget	CHANGES TO BUDGET
RECREATION										
INTERGOVERNMENTAL REVENUE										
2533100	STATE GRANTS	.00	.00	.00	.00	.00	.00	.00	.00	
2533110	LOCAL GRANTS	.00	.00	.00	.00	.00	.00	.00	.00	
2533210	CONTRIBUTION FROM LOCAL GOV	.00	.00	.00	.00	.00	.00	.00	.00	
2533500	COVID 19 GRANT	.00	469.92	6.04	.00	.00	.00	.00	.00	
Total INTERGOVERNMENTAL REVENUE:		.00	469.92	6.04	.00	.00	.00	.00	.00	
ADULT PROGRAMS										
2534100	ADULT BASKETBALL	.00	58.00	68.00	.00	.00	20.00	.00	.00	
2534110	ADULT FLAG FOOTBALL	.00	100.00	.00	.00	.00	.00	.00	.00	
2534120	ADULT SOCCER	1,275.00	.00	1,665.00	1,500.00	1,500.00	320.00	.00	.00	
2534130	ADULT SOFTBALL	5,192.50	600.00	1,997.50	5,000.00	5,000.00	740.00	.00	.00	
2534140	ADULT VOLLEYBALL	.00	.00	.00	.00	.00	.00	.00	.00	
2534150	PICKLEBALL	6,106.00	8,543.50	9,852.50	7,000.00	7,000.00	1,122.00	.00	.00	
2534400	WAIVERS	228.00-	120.00-	105.00-	300.00-	300.00-	.00	.00	.00	
Total ADULT PROGRAMS:		12,345.50	9,181.50	13,478.00	13,200.00	13,200.00	2,202.00	.00	.00	
YOUTH PROGRAMS										
2535100	YOUTH BASEBALL	11,327.50	8,297.50	13,605.00	11,500.00	11,500.00	.00	.00	.00	
2535110	YOUTH SOFTBALL	.00	.00	.00	.00	.00	.00	.00	.00	
2535120	YOUTH BASKETBALL	20,820.00	21,790.00	21,034.00	21,500.00	21,500.00	.00	.00	.00	
2535130	YOUTH FLAG FOOTBALL	3,665.00	3,654.25	3,795.00	3,500.00	3,500.00	3,925.00	.00	.00	
2535140	YOUTH SOCCER	13,409.00	5,041.50	18,950.00	13,000.00	13,000.00	6,645.00	.00	.00	
2535150	YOUTH TRACK AND FIELD	5,435.00	.00	.00	5,000.00	5,000.00	.00	.00	.00	
2535160	YOUTH VOLLEYBALL	1,320.00	.00	1,595.00	1,000.00	1,000.00	.00	.00	.00	
2535170	YOUTH GOLF	3,065.00	3,305.00	3,475.00	3,000.00	3,000.00	.00	.00	.00	
2535180	YOUTH BOWLING	410.00	890.00	.00	500.00	500.00	.00	.00	.00	
2535190	YOUTH KARATE	700.00	1,360.00	.00	700.00	700.00	.00	.00	.00	
2535200	YOUTH CAMPS	3,960.00	135.00	1,215.00	3,500.00	3,500.00	280.00	.00	.00	
2535210	YOUTH TEEN GAME NIGHT	.00	.00	.00	.00	.00	.00	.00	.00	
2535400	WAIVERS	960.00-	830.00-	1,425.00-	1,500.00-	1,500.00-	455.00-	.00	.00	
Total YOUTH PROGRAMS:		63,151.50	43,643.25	62,244.00	61,700.00	61,700.00	10,395.00	.00	.00	

Account Number	Account Title	2018-19 Prior year 3 Actual	2019-20 Prior year 2 Actual	2020-21 Prior year Actual	2021-22 Current year Aproved Budget	2021-22 Current year Modified Budget	2021-22 Current year Actual	2022-23 Future year Requested Budget	2022-23 Future year Tentative Budget	CHANGES TO BUDGET
MISC. PROGRAMS										
2536100	CONSESSION STAND	5,127.68	4,686.99	6,372.16	6,000.00	6,000.00	3,127.50	.00	.00	
2536101	CONSESSIONAIRE LEASE	664.48	.00	.00	.00	.00	.00	.00	.00	
2536110	SPECIAL EVENTS	3,315.00	3,520.00	.00	3,500.00	3,500.00	130.00	.00	.00	
2536120	RACES	.00	.00	.00	.00	.00	.00	.00	.00	
2536140	TOURNAMENTS	19,154.00	8,389.79	22,060.00	19,000.00	19,000.00	5,905.00	.00	.00	
2536400	WAIVERS	45.00-	20.00-	.00	100.00-	100.00-	.00	.00	.00	
Total MISC. PROGRAMS:		28,216.16	16,576.78	28,432.16	28,400.00	28,400.00	9,162.50	.00	.00	
OTHER INCOME										
2537110	RECREATION MISC. INCOME	24.00	.00	.00	.00	.00	.00	.00	.00	
2537120	NON-RESIDENT FEES	.00	.00	.00	.00	.00	.00	.00	.00	
2537178	RENTAL - PARKS/FIELDS	750.00	875.00	1,844.00	1,000.00	1,000.00	697.50	.00	.00	
2537179	RENTAL - BOWERY/STAGES	320.00	260.00	480.00	500.00	500.00	300.00	.00	.00	
2537600	INTEREST EARNINGS	198.42	266.67	283.08	100.00	100.00	.00	.00	.00	
2537617	CONVENIENCE FEE	3,258.00	3,012.00	4,443.00	3,000.00	3,000.00	1,050.00	.00	.00	
Total OTHER INCOME:		4,550.42	4,413.67	7,050.08	4,600.00	4,600.00	2,047.50	.00	.00	
DONATIONS										
2538120	RESTRICTED DONATIONS	.00	.00	.00	.00	.00	.00	.00	.00	
2538143	RACE OPERATIONAL DONATIONS	200.00	200.00	.00	200.00	200.00	.00	.00	.00	
2538500	DONATIONS FOR CAP IMPROVEMENT	.00	.00	.00	.00	.00	.00	.00	.00	
Total DONATIONS:		200.00	200.00	.00	200.00	200.00	.00	.00	.00	
TRANSFERS/FUND BAL TO BE APPRO										
2539900	INITIAL CAPITAL CONTRIBUTION	.00	.00	.00	.00	.00	.00	.00	.00	
2539901	TRANSFER FROM THE GEN FUND	159,476.71	209,693.89	182,700.00	174,800.00	174,800.00	.00	.00	.00	
2539950	FUND BAL TO BE APPROPRIATED	.00	.00	.00	.00	.00	.00	.00	.00	
Total TRANSFERS/FUND BAL TO BE APPRO:		159,476.71	209,693.89	182,700.00	174,800.00	174,800.00	.00	.00	.00	
NON DEPARTMENTAL EXPENSE										
2540100	SALARIES - NON DEPARTMENTAL	64,172.04	63,158.00	68,418.37	60,400.00	60,400.00	13,638.13	.00	.00	
2540101	OVERTIME WAGES - NON DEPT	1,719.45	1,381.23	3,631.82	3,000.00	3,000.00	992.60	.00	.00	
2540102	MERIT- NON DEPARTMENTAL	.00	.00	162.45	100.00	100.00	.00	.00	.00	
2540103	WAGES - IN FIELDS	10,511.67	811.05	6,754.78	8,000.00	8,000.00	2,551.33	.00	.00	

Account Number	Account Title	2018-19 Prior year 3 Actual	2019-20 Prior year 2 Actual	2020-21 Prior year Actual	2021-22 Current year Aproved Budget	2021-22 Current year Modified Budget	2021-22 Current year Actual	2022-23 Future year Requested Budget	2022-23 Future year Tentative Budget	CHANGES TO BUDGET
2540106	DRUG TEST/PHYSICAL	108.00	.00	.00	.00	.00	.00	.00	.00	
2540112	WAGES - ADMIN ALLOCATION	7,711.33	8,031.03	8,375.22	12,800.00	12,800.00	1,680.00	.00	.00	
2540130	BENEFITS	32,232.03	40,794.72	44,894.50	38,700.00	38,700.00	7,710.91	.00	.00	
2540140	HSA CONTRIBUTION	2,508.00	3,700.00	3,700.00	3,700.00	3,700.00	1,850.00	.00	.00	
2540200	SPECIAL DEPARTMENT SUPPLIES	175.37	124.75	148.70	500.00	500.00	.00	.00	.00	
2540210	BOOKS/SUBSCRIPTIONS/MEMBERSH	.00	.00	.00	.00	.00	.00	.00	.00	
2540212	MEMBERSHIPS/DUES	124.00	82.50	.00	500.00	500.00	.00	.00	.00	
2540220	PUBLIC NOTICES	1,145.14	800.00	.00	2,000.00	2,000.00	.00	.00	.00	
2540230	TRAVEL	1,473.56	1,181.12	238.27	2,200.00	2,200.00	.00	.00	.00	
2540240	OFFICE SUPPLIES & EXPENSES	279.77	141.34	74.56	500.00	500.00	.00	.00	.00	
2540241	POSTAGE	440.96	374.31	312.88	500.00	500.00	143.53	.00	.00	
2540243	COPIER/SUPPLIES	330.26	274.45	311.80	500.00	500.00	49.97	.00	.00	
2540250	SUPPLIES & MAINTENA	.00	.00	.00	.00	.00	.00	.00	.00	
2540251	FUEL	2,100.23	861.80	846.19	1,000.00	1,000.00	388.78	.00	.00	
2540260	BUILDING & GROUNDS MAINTENANC	.00	.00	.00	.00	.00	.00	.00	.00	
2540270	UTILITIES	4,300.92	3,813.24	3,932.21	6,000.00	6,000.00	373.75	.00	.00	
2540271	GAS - (QUESTAR)	366.26	389.08	366.76	700.00	700.00	9.49	.00	.00	
2540280	TELEPHONE	2,269.78	2,547.67	2,274.60	3,000.00	3,000.00	460.34	.00	.00	
2540281	INTERNET	914.28	914.28	960.00	1,100.00	1,100.00	246.15	.00	.00	
2540310	SERVICES DATA PROCESSING	1,520.13	1,512.45	1,976.83	3,000.00	3,000.00	191.27	.00	.00	
2540312	COMPUTER SOFTWARE	1,870.14	2,943.50	3,933.37	5,000.00	5,000.00	259.30	.00	.00	
2540313	COMPUTER HARDWARE	14.90	130.86	1,208.54	3,700.00	3,700.00	.00	.00	.00	
2540330	LEGAL	.00	.00	.00	.00	.00	.00	.00	.00	
2540340	ACCOUNTING & AUDITING	439.57	320.46	246.83	300.00	300.00	.00	.00	.00	
2540345	BANK FEES	.00	.00	.00	.00	.00	.00	.00	.00	
2540347	CREDIT CARD SERVICE FEE	1,885.39	1,719.73	2,565.90	2,000.00	2,000.00	348.78	.00	.00	
2540360	EDUCATION	615.00	955.00	.00	1,500.00	1,500.00	630.00	.00	.00	
2540370	OTHER PROFESSIONAL & TECHNICA	.00	.00	.00	.00	.00	.00	.00	.00	
2540380	OTHER SERVICES	.00	.00	.00	.00	.00	.00	.00	.00	
2540410	INSURANCE	1,235.84	714.00	633.36	1,200.00	1,200.00	1,160.96	.00	.00	
2540415	CARES ACT (COVID 19)	.00	469.92	1,259.96	.00	.00	.00	.00	.00	
2540450	MISCELLANEOUS SUPPLIES	.00	.00	.00	.00	.00	.00	.00	.00	
2540460	MISCELLANEOUS SERVICES	.00	.00	.00	.00	.00	.00	.00	.00	
2540500	EQUIPMENT LESS THAN $5000	.00	.00	.00	.00	.00	.00	.00	.00	
2540700	CAPITAL OUTLAY	.00	.00	.00	.00	.00	.00	.00	.00	
2540701	CAPITAL ENGINEERING	.00	.00	.00	.00	.00	.00	.00	.00	
2540705	REAL PROPERTY ACQUISITION	.00	.00	.00	.00	.00	.00	.00	.00	
2540706	EQUIPMENT GREATER THAN $5000	.00	.00	.00	.00	.00	.00	.00	.00	
2540800	DEBT	.00	.00	.00	.00	.00	.00	.00	.00	

Account Number	Account Title	2018-19 Prior year 3 Actual	2019-20 Prior year 2 Actual	2020-21 Prior year Actual	2021-22 Current year Aproved Budget	2021-22 Current year Modified Budget	2021-22 Current year Actual	2022-23 Future year Requested Budget	2022-23 Future year Tentative Budget	CHANGES TO BUDGET
Total NON DEPARTMENTAL EXPENSE:		140,464.02	138,146.49	157,227.90	161,900.00	161,900.00	32,685.29	.00	.00	
CONSESSION STAND										
2541100	SALARIES	1,407.00	3,061.00	2,792.48	4,000.00	4,000.00	1,482.20	.00	.00	
2541130	BENEFITS	141.65	315.31	242.27	500.00	500.00	141.12	.00	.00	
2541200	FOOD	1,734.16	2,034.00	2,477.84	3,000.00	3,000.00	1,180.62	.00	.00	
2541220	PUBLIC NOTICES	.00	.00	.00	.00	.00	.00	.00	.00	
2541250	EQUIPMENT, SUPPLIES & MAINT.	847.97	.00	15.50	1,000.00	1,000.00	.00	.00	.00	
2541260	BUILDING & GROUNDS MAINTENANC	173.13	.00	336.16	500.00	500.00	.00	.00	.00	
2541450	MISCELLANEOUS SUPPLIES	.00	.00	.00	.00	.00	.00	.00	.00	
2541460	MISCELLANEOUS SERVICES	.00	.00	.00	.00	.00	.00	.00	.00	
2541500	EQUIPMENT LESS THAN $5000	.00	.00	.00	.00	.00	.00	.00	.00	
2541518	SALES TAX PAID	.00	.00	.00	.00	.00	.00	.00	.00	
2541706	EQUIPMENT GREATER THAN $5000	.00	.00	.00	.00	.00	.00	.00	.00	
Total CONSESSION STAND:		4,303.91	5,410.31	5,864.25	9,000.00	9,000.00	2,803.94	.00	.00	
SPECIAL EVENTS										
2542100	SALARIES	.00	.00	.00	500.00	500.00	67.49	.00	.00	
2542130	BENEFITS	.00	.00	.00	100.00	100.00	6.05	.00	.00	
2542200	SPECIAL DEPARTMENT SUPPLIES	.00	.00	.00	.00	.00	.00	.00	.00	
2542212	MEMBERSHIPS/DUES	1,380.95	.00	.00	1,500.00	1,500.00	.00	.00	.00	
2542220	PUBLIC NOTICES	59.70	386.59	.00	200.00	200.00	.00	.00	.00	
2542250	EQUIPMENT SUPPLIES & MAINT.	1,041.82	1,937.77	126.43	1,500.00	1,500.00	.00	.00	.00	
2542500	EQUIPMENT LESS THAN $5000	.00	.00	.00	.00	.00	.00	.00	.00	
2542706	EQUIPMENT GREATER THAN $5000	.00	.00	.00	.00	.00	.00	.00	.00	
Total SPECIAL EVENTS:		2,482.47	2,324.36	126.43	3,800.00	3,800.00	73.54	.00	.00	
RACES										
2543100	SALARIES	.00	.00	.00	.00	.00	.00	.00	.00	
2543130	BENEFITS	.00	.00	.00	.00	.00	.00	.00	.00	
2543200	SPECIAL DEPARTMENT SUPPLIES	.00	.00	.00	.00	.00	.00	.00	.00	
2543212	MEMBERSHIPS/DUES	.00	.00	.00	.00	.00	.00	.00	.00	
2543220	PUBLIC NOTICES	.00	.00	.00	.00	.00	.00	.00	.00	
2543250	EQUIPMENT, SUPPLIES & MAINTENA	.00	.00	.00	.00	.00	.00	.00	.00	
2543500	EQUIPMENT LESS THAN $5000	.00	.00	.00	.00	.00	.00	.00	.00	
2543706	EQUIPMENT GREATER THAN $5000	.00	.00	.00	.00	.00	.00	.00	.00	

Account Number	Account Title	2018-19 Prior year 3 Actual	2019-20 Prior year 2 Actual	2020-21 Prior year Actual	2021-22 Current year Aproved Budget	2021-22 Current year Modified Budget	2021-22 Current year Actual	2022-23 Future year Requested Budget	2022-23 Future year Tentative Budget	CHANGES TO BUDGET
Total RACES:		.00	.00	.00	.00	.00	.00	.00	.00	
TOURNAMENTS										
2544100	SALARIES	10,830.49	4,343.79	15,382.85	12,000.00	12,000.00	6,510.64	.00	.00	
2544130	BENEFITS	192.44	51.18	152.80	200.00	200.00	72.37	.00	.00	
2544200	SPECIAL DEPARTMENT SUPPLIES	.00	.00	.00	.00	.00	.00	.00	.00	
2544212	MEMBERSHIPS/DUES	600.00	600.00	200.00	600.00	600.00	.00	.00	.00	
2544220	PUBLIC NOTICES	.00	.00	33.67	200.00	200.00	.00	.00	.00	
2544250	EQUIPMENT SUPPLIES & MAINTENAN	3,110.74	1,140.52	2,885.87	3,500.00	3,500.00	518.31	.00	.00	
2544499	FACILITY RENTAL	615.00	.00	210.00	300.00	300.00	.00	.00	.00	
2544500	EQUIPMENT LESS THAN $5000	.00	.00	.00	.00	.00	.00	.00	.00	
2544706	EQUIPMENT GREATER THAN $5000	.00	.00	.00	.00	.00	.00	.00	.00	
Total TOURNAMENTS:		15,348.67	6,135.49	18,865.19	16,800.00	16,800.00	7,101.32	.00	.00	
ADULT BASKETBALL										
2550100	SALARIES	.00	.00	.00	.00	.00	.00	.00	.00	
2550130	BENEFITS	.00	.00	.00	.00	.00	.00	.00	.00	
2550200	SPECIAL DEPARTMENT SUPPLIES	.00	.00	.00	.00	.00	.00	.00	.00	
2550220	PUBLIC NOTICES	.00	.00	.00	.00	.00	.00	.00	.00	
2550250	EQUIPMENT, SUPPLIES & MAINENAN	.00	.00	.00	.00	.00	.00	.00	.00	
2550499	FACILITY RENTAL	.00	.00	.00	.00	.00	.00	.00	.00	
2550500	EQUIPMENT LESS THAN $5000	.00	.00	.00	.00	.00	.00	.00	.00	
2550706	EQUIPMENT GREATER THAN $5000	.00	.00	.00	.00	.00	.00	.00	.00	
Total ADULT BASKETBALL:		.00	.00	.00	.00	.00	.00	.00	.00	
ADULT FLAG FOOBALL										
2551100	SALARIES	.00	.00	.00	.00	.00	.00	.00	.00	
2551130	BENEFITS	.00	.00	.00	.00	.00	.00	.00	.00	
2551200	SPECIAL DEPARTMENT SUPPLIES	.00	.00	.00	.00	.00	.00	.00	.00	
2551220	PUBLIC NOTICES	.00	.00	.00	.00	.00	.00	.00	.00	
2551250	EQUIPMENT SUPPLIES & MAINTENAN	.00	.00	.00	.00	.00	.00	.00	.00	
2551500	EQUIPMENT LESS THAN $5000	.00	.00	.00	.00	.00	.00	.00	.00	
2551706	EQUIPMENT GREATER THAN $5000	.00	.00	.00	.00	.00	.00	.00	.00	
Total ADULT FLAG FOOBALL:		.00	.00	.00	.00	.00	.00	.00	.00	

Account Number	Account Title	2018-19 Prior year 3 Actual	2019-20 Prior year 2 Actual	2020-21 Prior year Actual	2021-22 Current year Aproved Budget	2021-22 Current year Modified Budget	2021-22 Current year Actual	2022-23 Future year Requested Budget	2022-23 Future year Tentative Budget	CHANGES TO BUDGET
ADULT SOCCER										
2552100	SALARIES	1,044.75	114.50	914.70	1,100.00	1,100.00	.00	.00	.00	
2552130	BENEFITS	99.23	12.06	81.94	100.00	100.00	1.62	.00	.00	
2552200	SPECIAL DEPARTMENT SUPPLIES	.00	.00	.00	.00	.00	.00	.00	.00	
2552220	PUBLIC NOTICES	5.55	.00	5.13	.00	.00	.00	.00	.00	
2552250	EQUIPMENT, SUPPLIES & MAINTEN	318.98	.00	231.20	400.00	400.00	.00	.00	.00	
2552500	EQUIPMENT LESS THAN $5000	.00	.00	.00	.00	.00	.00	.00	.00	
2552706	EQUIPMENT GREATER THAN $5000	.00	.00	.00	.00	.00	.00	.00	.00	
Total ADULT SOCCER:		1,468.51	126.56	1,232.97	1,600.00	1,600.00	1.62	.00	.00	
ADULT SOFTBALL										
2553100	SALARIES	3,224.47	1,993.50	159.90	4,500.00	4,500.00	851.57	.00	.00	
2553130	BENEFITS	316.24	204.78	9.75	500.00	500.00	72.19	.00	.00	
2553200	SPECIAL DEPARTMENT SUPPLIES	.00	.00	.00	.00	.00	.00	.00	.00	
2553220	PUBLIC NOTICES	102.00	.00	25.00	100.00	100.00	.00	.00	.00	
2553250	EQUIPMENT, SUPPLIES & MAINTENA	2,241.17	811.07	.00	2,500.00	2,500.00	176.50	.00	.00	
2553500	EQUIPMENT LESS THAN $5000	.00	.00	.00	.00	.00	.00	.00	.00	
2553706	EQUIPMENT GREATER THAN $5000	.00	.00	.00	.00	.00	.00	.00	.00	
Total ADULT SOFTBALL:		5,883.88	3,009.35	194.65	7,600.00	7,600.00	1,100.26	.00	.00	
ADULT VOLLEYBALL										
2554100	SALARIES	.00	.00	.00	.00	.00	.00	.00	.00	
2554130	BENEFITS	.00	.00	.00	.00	.00	.00	.00	.00	
2554200	SPECIAL DEPARTMENT SUPPLIES	.00	.00	.00	.00	.00	.00	.00	.00	
2554220	PUBLIC NOTICES	.00	.00	.00	.00	.00	.00	.00	.00	
2554250	EQUIPMENT, SUPPLIES & MAINENAN	.00	.00	.00	.00	.00	.00	.00	.00	
2554499	FACILITY RENTAL	.00	.00	.00	.00	.00	.00	.00	.00	
2554500	EQUIPMENT LESS THAN $5000	.00	.00	.00	.00	.00	.00	.00	.00	
2554706	EQUIPMENT GREATER THAN $5000	.00	.00	.00	.00	.00	.00	.00	.00	
Total ADULT VOLLEYBALL:		.00	.00	.00	.00	.00	.00	.00	.00	
PICKLEBALL										
2555100	SALARIES	.00	132.01	1,397.01	2,000.00	2,000.00	.00	.00	.00	
2555130	BENEFITS	.00	13.74	136.51	200.00	200.00	.00	.00	.00	
2555220	PUBLIC NOTICES	44.94	.00	.00	100.00	100.00	.00	.00	.00	
2555250	EQUIPMENT, SUPPLIES, MAINTENAN	624.02	1,675.95	1,969.83	1,500.00	1,500.00	183.94	.00	.00	

Account Number	Account Title	2018-19 Prior year 3 Actual	2019-20 Prior year 2 Actual	2020-21 Prior year Actual	2021-22 Current year Aproved Budget	2021-22 Current year Modified Budget	2021-22 Current year Actual	2022-23 Future year Requested Budget	2022-23 Future year Tentative Budget	CHANGES TO BUDGET
2555499	FACILITY RENTAL	2,955.00	2,250.00	4,972.50	4,000.00	4,000.00	.00	.00	.00	
Total PICKLEBALL:		3,623.96	4,071.70	8,475.85	7,800.00	7,800.00	183.94	.00	.00	
YOUTH BASEBALL										
2570100	SALARIES	2,795.88	1,281.33	3,044.03	3,000.00	3,000.00	915.94	.00	.00	
2570130	BENEFITS	278.85	133.56	263.99	300.00	300.00	101.27	.00	.00	
2570200	SPECIAL DEPARTMENT SUPPLIES	.00	.00	.00	.00	.00	.00	.00	.00	
2570212	MEMBERSHIPS/DUES	5,056.50	.00	4,938.00	6,000.00	6,000.00	.00	.00	.00	
2570220	PUBLIC NOTICE	325.00	100.00	.00	300.00	300.00	.00	.00	.00	
2570250	EQUIPMENT, SUPPLIES & MAINTENA	2,231.76	3,043.26	5,245.79	3,000.00	3,000.00	.00	.00	.00	
2570270	UTILITIES	.00	.00	.00	.00	.00	.00	.00	.00	
2570500	EQUIPMENT LESS THAN $5000	.00	.00	.00	.00	.00	.00	.00	.00	
2570706	EQUIPMENT GREATER THAN $5000	.00	.00	.00	.00	.00	.00	.00	.00	
Total YOUTH BASEBALL:		10,687.99	4,558.15	13,491.81	12,600.00	12,600.00	1,017.21	.00	.00	
YOUTH SOFTBALL										
2571100	SALARIES	.00	.00	.00	.00	.00	.00	.00	.00	
2571130	BENEFITS	.00	.00	.00	.00	.00	.00	.00	.00	
2571200	SPECIAL DEPARTMENT SUPPLIES	.00	.00	.00	.00	.00	.00	.00	.00	
2571212	MEMBERSHIPS/DUES	.00	.00	.00	.00	.00	.00	.00	.00	
2571220	PUBLIC NOTICES	.00	.00	.00	.00	.00	.00	.00	.00	
2571250	EQUIPMENT, SUPPLIES & MAINTEN	.00	.00	.00	.00	.00	.00	.00	.00	
2571500	EQUIPMENT LESS THAN $5000	.00	.00	.00	.00	.00	.00	.00	.00	
2571706	EQUIPMENT GREATER THAN $5000	.00	.00	.00	.00	.00	.00	.00	.00	
Total YOUTH SOFTBALL:		.00	.00	.00	.00	.00	.00	.00	.00	
YOUTH BASKETBALL										
2572100	SALARIES	10,719.73	8,884.28	8,185.33	11,500.00	11,500.00	.00	.00	.00	
2572130	BENEFITS	1,061.49	917.54	770.05	1,200.00	1,200.00	.00	.00	.00	
2572200	SPECIAL DEPARTMENT SUPPLIES	.00	.00	.00	.00	.00	.00	.00	.00	
2572212	MEMBERSHIPS/DUES	5,160.00	5,702.00	5,648.00	6,000.00	6,000.00	.00	.00	.00	
2572220	PUBLIC NOTICE	250.00	105.89	.00	300.00	300.00	.00	.00	.00	
2572250	EQUIPMENT, SUPPLIES & MAINENAN	2,146.67	2,303.04	996.16	2,300.00	2,300.00	.00	.00	.00	
2572499	FACILITY RENTAL	4,413.75	2,905.00	4,733.75	4,500.00	4,500.00	.00	.00	.00	
2572500	EQUIPMENT LESS THAN $5000	.00	.00	.00	.00	.00	.00	.00	.00	
2572706	EQUIPMENT GREATER THAN $5000	.00	.00	.00	.00	.00	.00	.00	.00	

Account Number	Account Title	2018-19 Prior year 3 Actual	2019-20 Prior year 2 Actual	2020-21 Prior year Actual	2021-22 Current year Aproved Budget	2021-22 Current year Modified Budget	2021-22 Current year Actual	2022-23 Future year Requested Budget	2022-23 Future year Tentative Budget	CHANGES TO BUDGET
Total YOUTH BASKETBALL:		23,751.64	20,817.75	20,333.29	25,800.00	25,800.00	.00	.00	.00	
YOUTH FLAG FOOTBALL										
2573100	SALARIES	1,521.91	1,135.00	1,222.48	1,600.00	1,600.00	46.49	.00	.00	
2573130	BENEFITS	149.41	115.09	109.65	200.00	200.00	3.57	.00	.00	
2573200	SPECIAL DEPARTMENT SUPPLIES	.00	.00	.00	.00	.00	.00	.00	.00	
2573212	MEMBERSHIP/DUES	.00	.00	.00	.00	.00	.00	.00	.00	
2573220	PUBLIC NOTICES	302.00	50.00	.00	200.00	200.00	.00	.00	.00	
2573250	EQUIPMENT, SUPPLIES & MAINTENA	1,696.90	1,695.46	1,650.93	2,000.00	2,000.00	.00	.00	.00	
2573500	EQUIPMENT LESS THAN $5000	.00	.00	.00	.00	.00	.00	.00	.00	
2573706	EQUIPMENT GREATER THAN $5000	.00	.00	.00	.00	.00	.00	.00	.00	
Total YOUTH FLAG FOOTBALL:		3,670.22	2,995.55	2,983.06	4,000.00	4,000.00	50.06	.00	.00	
YOUTH SOCCER										
2574100	SALARIES	3,664.81	1,534.75	4,241.99	4,000.00	4,000.00	32.50	.00	.00	
2574130	BENEFITS	356.35	158.38	385.62	400.00	400.00	2.49	.00	.00	
2574200	SPECIAL DEPARTMENT SUPPLIES	.00	.00	.00	.00	.00	.00	.00	.00	
2574212	MEMBERSHIPS/DUES	.00	.00	.00	.00	.00	.00	.00	.00	
2574220	PUBLIC NOTICES	942.45	99.99	362.10	500.00	500.00	.00	.00	.00	
2574250	EQUIPMENT, SUPPLIES & MAINTEN	4,494.77	3,144.51	9,092.21	5,000.00	5,000.00	525.00	.00	.00	
2574500	EQUIPMENT LESS THAN $5000	.00	.00	.00	.00	.00	.00	.00	.00	
2574706	EQUIPMENT GREATER THAN $5000	.00	.00	.00	.00	.00	.00	.00	.00	
Total YOUTH SOCCER:		9,458.38	4,937.63	14,081.92	9,900.00	9,900.00	559.99	.00	.00	
YOUTH TRACK AND FIELD										
2575100	SALARIES	1,120.00	300.00	.00	1,500.00	1,500.00	.00	.00	.00	
2575130	BENEFITS	111.40	31.36	.37-	200.00	200.00	.00	.00	.00	
2575200	SPECIAL DEPARTMENT SUPPLIES	.00	.00	.00	.00	.00	.00	.00	.00	
2575212	MEMBERSHIPS/DUES	.00	.00	.00	.00	.00	.00	.00	.00	
2575220	PUBLIC NOTICES	.00	.00	.00	.00	.00	.00	.00	.00	
2575250	EQUIPMENT, SUPPLIES & MAINTEN	1,032.00	88.50	.00	1,500.00	1,500.00	.00	.00	.00	
2575500	EQUIPMENT LESS THAN $5000	.00	.00	.00	.00	.00	.00	.00	.00	
2575706	EQUIPMENT GREATER THAN $5000	.00	.00	.00	.00	.00	.00	.00	.00	
Total YOUTH TRACK AND FIELD:		2,263.40	419.86	.37-	3,200.00	3,200.00	.00	.00	.00	

Account Number	Account Title	2018-19 Prior year 3 Actual	2019-20 Prior year 2 Actual	2020-21 Prior year Actual	2021-22 Current year Aproved Budget	2021-22 Current year Modified Budget	2021-22 Current year Actual	2022-23 Future year Requested Budget	2022-23 Future year Tentative Budget	CHANGES TO BUDGET
YOUTH VOLLEYBALL										
2576100	SALARIES	450.00	.00	524.23	500.00	500.00	.00	.00	.00	
2576130	BENEFITS	40.91	.00	49.34	100.00	100.00	.00	.00	.00	
2576200	SPECIAL DEPARTMENT SUPPLIES	.00	.00	.00	.00	.00	.00	.00	.00	
2576212	MEMBERSHIPS/DUES	.00	.00	.00	.00	.00	.00	.00	.00	
2576220	PUBLIC NOTICES	.00	.00	.00	.00	.00	.00	.00	.00	
2576250	EQUIPMENT, SUPPLIES & MAINTEN	648.97	.00	385.98	500.00	500.00	.00	.00	.00	
2576499	FACILITY RENTAL	.00	300.00	315.00	100.00	100.00	.00	.00	.00	
2576500	EQUIPMENT LESS THAN $5000	.00	.00	.00	.00	.00	.00	.00	.00	
2576706	EQUIPMENT GREATER THAN $5000	.00	.00	.00	.00	.00	.00	.00	.00	
Total YOUTH VOLLEYBALL:		1,139.88	300.00	1,274.55	1,200.00	1,200.00	.00	.00	.00	
YOUTH GOLF										
2577100	SALARIES	.00	.00	.00	.00	.00	.00	.00	.00	
2577130	BENEFITS	.00	.00	.00	.00	.00	.00	.00	.00	
2577200	SPECIAL DEPARTMENT SUPPLIES	.00	.00	.00	.00	.00	.00	.00	.00	
2577212	MEMBERSHIPS/DUES	3,050.00	3,400.00	3,550.00	3,500.00	3,500.00	.00	.00	.00	
2577220	PUBLIC NOTICES	.00	.00	.00	.00	.00	.00	.00	.00	
2577250	EQUIPMENT, SUPPLIES & MAINTENA	.00	.00	.00	.00	.00	.00	.00	.00	
2577500	EQUIPMENT LESS THAN $5000	.00	.00	.00	.00	.00	.00	.00	.00	
2577706	EQUIPMENT GREATER THAN $5000	.00	.00	.00	.00	.00	.00	.00	.00	
Total YOUTH GOLF:		3,050.00	3,400.00	3,550.00	3,500.00	3,500.00	.00	.00	.00	
YOUTH BOWLING										
2578100	SALARIES	.00	.00	.00	.00	.00	.00	.00	.00	
2578130	BENEFITS	.00	.00	.00	.00	.00	.00	.00	.00	
2578200	SPECIAL DEPARTMENT SUPPLIES	.00	.00	.00	.00	.00	.00	.00	.00	
2578212	MEMBERSHIPS/DUES	416.00	640.00	.00	500.00	500.00	.00	.00	.00	
2578220	PUBLIC NOTICES	.00	.00	.00	.00	.00	.00	.00	.00	
2578250	EQUIPMENT, SUPPLIES & MAINTENA	.00	91.00	.00	200.00	200.00	.00	.00	.00	
2578500	EQUIPMENT LESS THAN $5000	.00	.00	.00	.00	.00	.00	.00	.00	
2578706	EQUIPMENT GREATER THAN $5000	.00	.00	.00	.00	.00	.00	.00	.00	
Total YOUTH BOWLING:		416.00	731.00	.00	700.00	700.00	.00	.00	.00	
YOUTH KARATE										
2579100	SALARIES	256.00	396.00	.00	500.00	500.00	.00	.00	.00	

Account Number	Account Title	2018-19 Prior year 3 Actual	2019-20 Prior year 2 Actual	2020-21 Prior year Actual	2021-22 Current year Aproved Budget	2021-22 Current year Modified Budget	2021-22 Current year Actual	2022-23 Future year Requested Budget	2022-23 Future year Tentative Budget	CHANGES TO BUDGET
2579130	BENEFITS	23.33	41.70	.49-	100.00	100.00	.00	.00	.00	
2579200	SPECIAL DEPARTMENT SUPPLIES	.00	.00	.00	.00	.00	.00	.00	.00	
2579212	MEMBERSHIPS/DUES	.00	.00	.00	.00	.00	.00	.00	.00	
2579220	PUBLIC NOTICES	.00	.00	.00	.00	.00	.00	.00	.00	
2579250	EQUIPMENT, SUPPLIES & MAINTENA	136.49	242.19	.00	200.00	200.00	.00	.00	.00	
2579500	EQUIPMENT LESS THAN $5000	.00	.00	.00	.00	.00	.00	.00	.00	
2579706	EQUIPMENT GREATER THAN $5000	.00	.00	.00	.00	.00	.00	.00	.00	
Total YOUTH KARATE:		415.82	679.89	.49-	800.00	800.00	.00	.00	.00	
YOUTH CAMPS										
2580100	SALARIES	.00	.00	.00	.00	.00	.00	.00	.00	
2580130	BENEFITS	.00	.00	.00	.00	.00	.00	.00	.00	
2580200	SPECIAL DEPARTMENT SUPPLIES	.00	.00	.00	.00	.00	.00	.00	.00	
2580212	MEMBERSHIPS/DUES	3,761.54	1,445.00	.00	3,500.00	3,500.00	1,170.00	.00	.00	
2580220	PUBLIC NOTICES	.00	.00	.00	.00	.00	.00	.00	.00	
2580250	EQUIPMENT, SUPPLIES & MAINTENA	.00	.00	.00	.00	.00	.00	.00	.00	
2580500	EQUIPMENT LESS THAN $5000	.00	.00	.00	.00	.00	.00	.00	.00	
2580706	EQUIPMENT GREATER THAN $5000	.00	.00	.00	.00	.00	.00	.00	.00	
Total YOUTH CAMPS:		3,761.54	1,445.00	.00	3,500.00	3,500.00	1,170.00	.00	.00	
YOUTH TEEN GAME NIGHT										
2581100	SALARIES	.00	.00	.00	.00	.00	.00	.00	.00	
2581130	BENEFITS	.00	.00	.00	.00	.00	.00	.00	.00	
2581200	SPECIAL DEPARTMENT SUPPLIES	.00	.00	.00	.00	.00	.00	.00	.00	
2581212	MEMBERSHIPS/DUES	.00	.00	.00	.00	.00	.00	.00	.00	
2581220	PUBLIC NOTICES	.00	.00	.00	.00	.00	.00	.00	.00	
2581250	EQUIPMENT, SUPPLIES & MAINTENA	.00	.00	.00	.00	.00	.00	.00	.00	
2581500	EQUIPMENT LESS THAN $5000	.00	.00	.00	.00	.00	.00	.00	.00	
2581706	EQUIPMENT GREATER THAN $5000	.00	.00	.00	.00	.00	.00	.00	.00	
Total YOUTH TEEN GAME NIGHT:		.00	.00	.00	.00	.00	.00	.00	.00	
ADMIN SERVICE CHARGES										
2590905	ADMIN SERVICES CHARGE	9,500.00	9,200.00	9,000.00	9,200.00	9,200.00	.00	.00	.00	
Total ADMIN SERVICE CHARGES:		9,500.00	9,200.00	9,000.00	9,200.00	9,200.00	.00	.00	.00	
RECREATION Revenue Total:		267,940.29	284,179.01	293,910.28	282,900.00	282,900.00	23,807.00	.00	.00	

Account Number	Account Title	2018-19 Prior year 3 Actual	2019-20 Prior year 2 Actual	2020-21 Prior year Actual	2021-22 Current year Aproved Budget	2021-22 Current year Modified Budget	2021-22 Current year Actual	2022-23 Future year Requested Budget	2022-23 Future year Tentative Budget	CHANGES TO BUDGET
RECREATION Expenditure Total:		241,690.29	208,709.09	256,701.01	282,900.00	282,900.00	46,747.17	.00	.00	
Net Total RECREATION:		26,250.00	75,469.92	37,209.27	.00	.00	22,940.17-	.00	.00	

Account Number	Account Title	2018-19 Prior year 3 Actual	2019-20 Prior year 2 Actual	2020-21 Prior year Actual	2021-22 Current year Aproved Budget	2021-22 Current year Modified Budget	2021-22 Current year Actual	2022-23 Future year Requested Budget	2022-23 Future year Tentative Budget	CHANGES TO BUDGET
SPECIAL REVENUE FUND - PARKS										
OTHER INCOME										
2636610	IMPACT FEE - NEIGHBORHOOD PARK	.00	.00	.00	.00	.00	.00	.00	.00	
2636611	CAPITAL RESERVES-NEIGHBORHOO	.00	.00	.00	.00	.00	.00	.00	.00	
2636612	INTEREST EARNING	6,046.52	4,945.11	2,472.42	1,000.00	1,000.00	.00	.00	.00	
2636613	RDA PROCEEDS	.00	.00	.00	.00	.00	.00	.00	.00	
2636619	GEN FUND SKATE PARK CONTRIBUTI	.00	.00	.00	.00	.00	.00	.00	.00	
2636620	IMPACT FEE - CITY WIDE PARK	.00	.00	.00	.00	.00	.00	.00	.00	
2636621	CAPITAL RESERVES - CITY WIDE	.00	.00	.00	.00	.00	.00	.00	.00	
2636630	IMPACT RESERVES	.00	.00	.00	.00	.00	.00	.00	.00	
2636631	FROM COMBINED FUND	.00	.00	.00	.00	.00	.00	.00	.00	
2636632	GRANTS	67,661.00	18,489.57	.00	.00	.00	.00	.00	.00	
2636640	DUE FROM RDA	.00	.00	.00	.00	.00	.00	.00	.00	
2636645	DUE FROM CITY PRO-RATA SHARE	.00	.00	.00	.00	.00	.00	.00	.00	
2636750	PARKS IMPACT FEE	119,402.56	171,475.75	503,471.96	134,000.00	134,000.00	57,699.66	.00	.00	
2636755	IMPACT FEE REIMB	.00	21,062.76-	.00	.00	.00	.00	.00	.00	
2636756	IMPACT FEE REIMB/CANAL TRAIL	.00	.00	.00	.00	.00	.00	.00	.00	
2636831	SKATE PARK DONATIONS	.00	.00	.00	.00	.00	.00	.00	.00	
2636836	DONATIONS	.00	4,955.00	1,000.00	.00	.00	.00	.00	.00	
2636890	FUND BALANCE TO BE APPROPRIATE	.00	.00	.00	80,000.00	80,000.00	.00	.00	.00	
2636900	CONTRIBUTIONS FROM FUND 41	.00	.00	.00	.00	.00	.00	.00	.00	
2636903	LOAN IN FROM CAP PROJECTS FD	.00	.00	.00	.00	.00	.00	.00	.00	
2636904	LOAN FROM FUND 41 - CAP VEHICL	.00	.00	.00	.00	.00	.00	.00	.00	
2636905	LOAN FROM FUND 73 - HOUSING	.00	.00	.00	.00	.00	.00	.00	.00	
Total OTHER INCOME:		193,110.08	178,802.67	506,944.38	215,000.00	215,000.00	57,699.66	.00	.00	
PARKS & RECREATION										
2662250	EQUIPMENT, SUPPLIES & MAINTENA	.00	.00	.00	.00	.00	.00	.00	.00	
2662270	UTILITIES	.00	.00	.00	.00	.00	.00	.00	.00	
2662290	CAPITAL PROJECTS-NEIGHBORHOO	.00	.00	.00	.00	.00	.00	.00	.00	
2662291	CAPITAL PROJECTS-CITY WIDE	.00	.00	.00	80,000.00	80,000.00	.00	.00	.00	
2662292	LANDSCAPING	6,855.50	.00	.00	.00	.00	.00	.00	.00	
2662320	ENGINEERING	13,317.31	2,600.50	967.00	7,000.00	7,000.00	.00	.00	.00	
2662330	LEGAL	.00	250.00	.00	.00	.00	.00	.00	.00	
2662370	OTHER PROFESSIONAL & TECHNICA	935.70	.00	4,948.99	5,000.00	5,000.00	402.60	.00	.00	
2662500	EQUIPMENT LESS THAN $5000	.00	.00	230.00	.00	.00	.00	.00	.00	
2662501	SKATE PARK	.00	.00	.00	.00	.00	.00	.00	.00	

Account Number	Account Title	2018-19 Prior year 3 Actual	2019-20 Prior year 2 Actual	2020-21 Prior year Actual	2021-22 Current year Aproved Budget	2021-22 Current year Modified Budget	2021-22 Current year Actual	2022-23 Future year Requested Budget	2022-23 Future year Tentative Budget	CHANGES TO BUDGET
2662502	TRAILS	120,021.49	29,066.50	9,735.00	.00	.00	.00	.00	.00	
2662503	TRAILHEAD IMPROVEMENTS	.00	.00	12,175.36	65,000.00	65,000.00	21,467.51	.00	.00	
2662512	FACILITIES/IMPACT STUDY	.00	.00	.00	8,000.00	8,000.00	3,000.00	.00	.00	
2662701	CAPITAL ENGINEERING	.00	.00	.00	.00	.00	.00	.00	.00	
2662702	SPLASH PAD AT SHUMAN PARK	.00	.00	.00	.00	.00	.00	.00	.00	
2662703	RESTROOM AT TRAIL HEAD	.00	.00	.00	.00	.00	.00	.00	.00	
2662704	TRAIL HEAD IMPROVEMENTS (RTP)	7,699.61	2,798.59	.00	.00	.00	.00	.00	.00	
2662705	LAND ACQUISITION	.00	30,206.83	2,177.07	.00	.00	.00	.00	.00	
2662706	PICKLE BALL COURTS	.00	.00	.00	.00	.00	.00	.00	.00	
2662707	EQUIPMENT GREATER THAN $5000	.00	.00	.00	.00	.00	.00	.00	.00	
2662708	BASKETBALL COURT	.00	.00	.00	.00	.00	.00	.00	.00	
2662710	TRANSFER TO GENERAL FUND	.00	.00	.00	.00	.00	.00	.00	.00	
2662715	ACQUISITION OF WATER SHARES	.00	.00	.00	50,000.00	50,000.00	.00	.00	.00	
2662720	CONTRIBUTIONS TO FUND BALANCE	.00	.00	.00	.00	.00	.00	.00	.00	
	Total PARKS & RECREATION:	148,829.61	64,922.42	30,233.42	215,000.00	215,000.00	24,870.11	.00	.00	
	SPECIAL REVENUE FUND - PARKS Revenue Total:	193,110.08	178,802.67	506,944.38	215,000.00	215,000.00	57,699.66	.00	.00	
	SPECIAL REVENUE FUND - PARKS Expenditure Total:	148,829.61	64,922.42	30,233.42	215,000.00	215,000.00	24,870.11	.00	.00	
	Net Total SPECIAL REVENUE FUND - PARKS:	44,280.47	113,880.25	476,710.96	.00	.00	32,829.55	.00	.00	

Account Number	Account Title	2018-19 Prior year 3 Actual	2019-20 Prior year 2 Actual	2020-21 Prior year Actual	2021-22 Current year Aproved Budget	2021-22 Current year Modified Budget	2021-22 Current year Actual	2022-23 Future year Requested Budget	2022-23 Future year Tentative Budget	CHANGES TO BUDGET
SPECIAL REVENUE FND-BUGGYTOWNE										
OTHER INCOME										
2736830	CONTRIBUTION PRIVATE SOURCES	.00	.00	.00	.00	.00	.00	.00	.00	
2736831	HUD GRANT	.00	.00	.00	.00	.00	.00	.00	.00	
Total OTHER INCOME:		.00	.00	.00	.00	.00	.00	.00	.00	
DEPARTMENT: 40										
2740112	ADMINISTRATION ALLOCATION	.00	.00	.00	.00	.00	.00	.00	.00	
Total DEPARTMENT: 40:		.00	.00	.00	.00	.00	.00	.00	.00	
PARKS & RECREATION										
2762200	CAPITAL PROJECTS - BUGGY TOWNE	.00	.00	.00	.00	.00	.00	.00	.00	
Total PARKS & RECREATION:		.00	.00	.00	.00	.00	.00	.00	.00	
SPECIAL REVENUE FND-BUGGYTOWNE Revenue Total:		.00	.00	.00	.00	.00	.00	.00	.00	
SPECIAL REVENUE FND-BUGGYTOWNE Expenditure Total:		.00	.00	.00	.00	.00	.00	.00	.00	
Net Total SPECIAL REVENUE FND-BUGGYTOWNE:		.00	.00	.00	.00	.00	.00	.00	.00	

Account Number	Account Title	2018-19 Prior year 3 Actual	2019-20 Prior year 2 Actual	2020-21 Prior year Actual	2021-22 Current year Aproved Budget	2021-22 Current year Modified Budget	2021-22 Current year Actual	2022-23 Future year Requested Budget	2022-23 Future year Tentative Budget	CHANGES TO BUDGET
FIRE DEPARTMENT										
EMS INTERGROVERNMENTAL REV										
2833363	EMS TRAINING	.00	.00	.00	.00	.00	.00	.00	.00	
2833365	STATE EMS GRANT	5,838.00	6,027.00	6,623.00	.00	.00	147,058.82	.00	.00	
2833366	STATE GRANT AMBULANCE	.00	.00	51,840.00	.00	.00	.00	.00	.00	
2833370	FEDERAL GRANT - HHS	.00	6,648.04	.00	.00	.00	.00	.00	.00	
2833415	CARES ACT (COVID 19)	.00	.00	.00	.00	.00	.00	.00	.00	
2833500	COVID 19 GRANT	.00	5,776.35	39,737.44	.00	.00	.00	.00	.00	
Total EMS INTERGROVERNMENTAL REV:		5,838.00	18,451.39	98,200.44	.00	.00	147,058.82	.00	.00	
FIRE INTERGROVERNMENTAL REV										
2834355	TRAINING/COUNTY REIMBURSEMENT	.00	.00	.00	.00	.00	.00	.00	.00	
2834357	REIMBURSEMENT - USE OF FIRE TR	.00	1,297.00	8,110.54	.00	.00	1,753.19	.00	.00	
2834358	STATE USAR REIMBURSEMENT	.00	.00	.00	.00	.00	.00	.00	.00	
2834363	EMS TRAINING	.00	.00	.00	.00	.00	.00	.00	.00	
2834364	STATE EMS GRANT	.00	.00	.00	.00	.00	.00	.00	.00	
2834365	OTHER STATE INCOME (EMS)	.00	.00	.00	.00	.00	.00	.00	.00	
2834366	STATE GRANT AMBULANCE	.00	.00	.00	.00	.00	.00	.00	.00	
2834367	FIRE DEPARTMENT GRANT	.00	.00	3,995.00	.00	.00	.00	.00	.00	
2834368	HAZMAT EQUIPMENT GRANT	.00	.00	.00	.00	.00	.00	.00	.00	
2834369	HAZMAT TRAINING GRANT	.00	.00	.00	.00	.00	.00	.00	.00	
2834371	DIVISION OF FORESTRY GRANT	.00	.00	.00	.00	.00	.00	.00	.00	
2834374	RURAL COMM FIRE GRANT	.00	.00	.00	.00	.00	.00	.00	.00	
2834376	STATE FIRE TRAINING GRANT	.00	.00	.00	.00	.00	.00	.00	.00	
2834388	HAZMAT RESPONSE	.00	1,307.00	345.00	.00	.00	.00	.00	.00	
2834390	FIRE CONTRACT - BE COUNTY	20,701.00	19,081.40	21,224.75	21,000.00	21,000.00	.00	.00	.00	
2834392	HOMELAND SECURITY GRANT	.00	3,199.90	.00	.00	.00	.00	.00	.00	
2834393	DEFIBULATOR GRANT	.00	.00	.00	.00	.00	.00	.00	.00	
2834395	FIRE CONTRACT - ELWOOD	15,119.00	15,526.05	15,991.25	16,000.00	16,000.00	.00	.00	.00	
2834396	FIRE RESPONSE - DEWEYVILLE	.00	.00	.00	.00	.00	.00	.00	.00	
2834397	FIRE RESPONSE - COUNTY	5,377.00	831.00	2,284.00	3,000.00	3,000.00	.00	.00	.00	
2834398	FIRE RESPONSE - ELWOOD	.00	345.00	.00	.00	.00	.00	.00	.00	
Total FIRE INTERGROVERNMENTAL REV:		41,197.00	41,587.35	51,950.54	40,000.00	40,000.00	1,753.19	.00	.00	
EMS - CHARGES FOR SERVICES										
2835586	AMBULANCE BAD DEBT	154,775.03-	141,360.91-	175,055.33-	170,000.00-	170,000.00-	363.89-	.00	.00	

Account Number	Account Title	2018-19 Prior year 3 Actual	2019-20 Prior year 2 Actual	2020-21 Prior year Actual	2021-22 Current year Aproved Budget	2021-22 Current year Modified Budget	2021-22 Current year Actual	2022-23 Future year Requested Budget	2022-23 Future year Tentative Budget	CHANGES TO BUDGET
2835587	AMBULANCE - EMPLOYEE BAD DEBT	.00	.00	.00	.00	.00	.00	.00	.00	
2835591	AMBULANCE-INSURANCE WRITE-OFF	445,433.96-	428,415.60-	642,187.53-	540,000.00-	540,000.00-	6,875.79-	.00	.00	
2835592	BILLABLE SUPPLIES - AMBULANCE	24,647.67	29,724.91	105,683.16	130,000.00	130,000.00	46,831.28	.00	.00	
2835593	BILLABLE SUPPLIES - WRITE OFF	.00	.00	.00	40,000.00-	40,000.00-	.00	.00	.00	
2835596	AMBULANCE MILEAGE	624,771.31	573,779.97	790,967.59	700,000.00	700,000.00	145,396.48	.00	.00	
2835598	AMBULANCE FEES	798,345.90	791,222.00	1,018,525.79	920,000.00	920,000.00	196,439.00	.00	.00	
2835599	AMBULANCE STANDBY FEE	.00	.00	.00	.00	.00	.00	.00	.00	
	Total EMS - CHARGES FOR SERVICES:	847,555.89	824,950.37	1,097,933.68	1,000,000.00	1,000,000.00	381,427.08	.00	.00	
FIRE - OTHER INCOME										
2836511	SERVING FEE - TREMONTON	75.00	.00	.00	.00	.00	.00	.00	.00	
2836530	AMBULANCE STANDBY FEES	.00	.00	.00	.00	.00	.00	.00	.00	
2836531	STANDBY FEE WRITE-OFF	.00	.00	.00	.00	.00	.00	.00	.00	
2836585	AMBULANCE STANDBY BAD DEBT	.00	.00	.00	.00	.00	.00	.00	.00	
2836586	AMBULANCE BAD DEBT	.00	.00	.00	.00	.00	.00	.00	.00	
2836587	AMBULANCE - EMPLOYEE BAD DEBT	.00	.00	.00	.00	.00	.00	.00	.00	
2836588	FIREFIGHTER GIFT FUND	.00	.00	.00	.00	.00	.00	.00	.00	
2836590	AMBULANCE SUPPORT/MILEAGE ETC	.00	.00	.00	.00	.00	.00	.00	.00	
2836591	AMBULANCE-INSURANCE WRITE-OFF	.00	.00	.00	.00	.00	.00	.00	.00	
2836592	BILLABLE SUPPLIES - AMBULANCE	.00	.00	.00	.00	.00	.00	.00	.00	
2836593	70% AMBULANCE REIMBURSEMENT	.00	.00	.00	.00	.00	.00	.00	.00	
2836595	28.5% AMBULANCE REIMBURSEMEN	.00	.00	.00	.00	.00	.00	.00	.00	
2836597	1.5% AMBULANCE REIMBURSEMENT	.00	.00	.00	.00	.00	.00	.00	.00	
2836598	AMBULANCE FEES	.00	.00	.00	.00	.00	.00	.00	.00	
2836599	AMBULANCE STANDBY FEE	.00	.00	.00	.00	.00	.00	.00	.00	
2836601	OTHER REVENUE	7,939.36	4,565.00	16,715.63	10,000.00	10,000.00	7,264.46	.00	.00	
2836602	DONATION - FIRE DEPT	.00	.00	.00	.00	.00	.00	.00	.00	
2836603	PUBLIC EDUCATION PROVIDE	500.00	250.00	2,050.00	500.00	500.00	.00	.00	.00	
2836604	FIRE GRANTS	.00	.00	29,995.00	.00	.00	.00	.00	.00	
2836610	INTEREST EARNING	12,056.16	10,216.99	2,965.40	3,000.00	3,000.00	1.30	.00	.00	
2836611	FINANCE CHARGE	.00	.00	.00	.00	.00	.00	.00	.00	
2836750	IMPACT FEES	.00	.00	.00	.00	.00	.00	.00	.00	
2836838	PUBLIC EDUCATION PROVIDE	789.00	777.00	264.50	500.00	500.00	362.00	.00	.00	
2836839	PRIVATE DONATION - FIRE DEPT	.00	.00	.00	.00	.00	.00	.00	.00	
2836840	MED MALPRACTICE INS FOR DIRECT	1,000.00	1,000.00	1,000.00	1,000.00	1,000.00	.00	.00	.00	
2836860	PROCEEDS FROM LEASE	.00	.00	.00	.00	.00	.00	.00	.00	

Account Number	Account Title	2018-19 Prior year 3 Actual	2019-20 Prior year 2 Actual	2020-21 Prior year Actual	2021-22 Current year Aproved Budget	2021-22 Current year Modified Budget	2021-22 Current year Actual	2022-23 Future year Requested Budget	2022-23 Future year Tentative Budget	CHANGES TO BUDGET
Total FIRE - OTHER INCOME:		22,359.52	16,808.99	52,990.53	15,000.00	15,000.00	7,627.76	.00	.00	
EMS - OTHER INCOME										
2837601	OTHER REVENUE	.00	4,850.00	5,635.00	.00	.00	.00	.00	.00	
2837602	DONATIONS - EMS	.00	.00	.00	.00	.00	.00	.00	.00	
2837610	INTEREST EARNING	.00	.00	.00	.00	.00	.00	.00	.00	
2837611	FINANCE CHARGE	.00	.00	.00	.00	.00	.00	.00	.00	
2837750	FIRE/EMS IMPACT FEE REIMBURSE	7,573.13	9,270.84	25,862.31	7,000.00	7,000.00	3,027.51	.00	.00	
2837860	PROCEEDS FROM LEASE	.00	.00	.00	.00	.00	.00	.00	.00	
Total EMS - OTHER INCOME:		7,573.13	14,120.84	31,497.31	7,000.00	7,000.00	3,027.51	.00	.00	
MISC INCOME										
2839671	SALE OF SURPLUS PROPERTY	.00	.00	184,837.00	.00	.00	.00	.00	.00	
2839950	TRANSFERS FROM GENERAL FUND	26,250.00	75,000.00	35,300.00	263,200.00	263,200.00	.00	.00	.00	
2839955	TRANSFERS FROM CAPITAL EQUIP	.00	.00	.00	74,000.00	74,000.00	.00	.00	.00	
2839999	FUND BALANCE TO BE APPROPRIATE	.00	.00	.00	139,700.00	139,700.00	.00	.00	.00	
Total MISC INCOME:		26,250.00	75,000.00	220,137.00	476,900.00	476,900.00	.00	.00	.00	
FIRE DEPT. EXPENSE										
2840100	FIRE DEPT WAGES	.00	.00	.00	.00	.00	.00	.00	.00	
2840101	OVERTIME WAGES	.00	.00	.00	.00	.00	.00	.00	.00	
2840102	MERIT	.00	.00	.00	.00	.00	.00	.00	.00	
2840103	EMERGENCY SERVICE COORDINATO	.00	.00	.00	.00	.00	.00	.00	.00	
2840105	BUILDING MAINTENANCE WAGES	.00	.00	.00	.00	.00	.00	.00	.00	
2840106	DRUG TEST/PHYSICAL	.00	.00	.00	.00	.00	.00	.00	.00	
2840107	FIRE TRAINING WAGES	.00	.00	.00	.00	.00	.00	.00	.00	
2840108	HAZMAT WAGES	.00	.00	.00	.00	.00	.00	.00	.00	
2840110	AMBULANCE WAGES	.00	.00	.00	.00	.00	.00	.00	.00	
2840111	FRONT OFFICE STAFF AMB WAGE	.00	.00	.00	.00	.00	.00	.00	.00	
2840112	WAGES - ADMIN ALLOCATION	.00	.00	.00	.00	.00	.00	.00	.00	
2840113	AMBULANCE TRAINING WAGES	.00	.00	.00	.00	.00	.00	.00	.00	
2840114	ADMIN WAGES	.00	.00	.00	.00	.00	.00	.00	.00	
2840130	BENEFITS	.00	.00	.00	.00	.00	.00	.00	.00	
2840140	HRA CONTRIBUTION	.00	.00	.00	.00	.00	.00	.00	.00	
2840200	FIRE DEPARTMENT MATERIALS	.00	.00	.00	.00	.00	.00	.00	.00	
2840212	MEMBERSHIPS/DUES	.00	.00	.00	.00	.00	.00	.00	.00	

Account Number	Account Title	2018-19 Prior year 3 Actual	2019-20 Prior year 2 Actual	2020-21 Prior year Actual	2021-22 Current year Aproved Budget	2021-22 Current year Modified Budget	2021-22 Current year Actual	2022-23 Future year Requested Budget	2022-23 Future year Tentative Budget	CHANGES TO BUDGET
2840220	PUBLIC NOTICES	.00	.00	.00	.00	.00	.00	.00	.00	
2840230	TRAVEL	.00	.00	.00	.00	.00	.00	.00	.00	
2840240	OFFICE SUPPLIES & EXPENSES	.00	.00	.00	.00	.00	.00	.00	.00	
2840241	POSTAGE	.00	.00	.00	.00	.00	.00	.00	.00	
2840242	FIREFIGHTER GIFT FUND	.00	.00	.00	.00	.00	.00	.00	.00	
2840243	COPIER/SUPPLIES	.00	.00	.00	.00	.00	.00	.00	.00	
2840245	AMBULANCE SUPPLIES & MAINT	.00	.00	.00	.00	.00	.00	.00	.00	
2840246	BILLABLE SUPPLIES	.00	.00	.00	.00	.00	.00	.00	.00	
2840247	CREDIT CARD USE FEE	.00	.00	.00	.00	.00	.00	.00	.00	
2840248	AMBULANCE FUEL	.00	.00	.00	.00	.00	.00	.00	.00	
2840250	SUPPLIES AND MAINTENANCE	.00	.00	.00	.00	.00	.00	.00	.00	
2840251	FIRE EQUIPMENT FUEL	.00	.00	.00	.00	.00	.00	.00	.00	
2840252	PERSONNEL PROTECTIVE EQUIPME	.00	.00	.00	.00	.00	.00	.00	.00	
2840260	BUILDING & GROUNDS MAINTENANC	.00	.00	.00	.00	.00	.00	.00	.00	
2840261	SPECIAL DEPT REPAIRS - FURNACE	.00	.00	.00	.00	.00	.00	.00	.00	
2840262	FIRE GRANT	.00	.00	.00	.00	.00	.00	.00	.00	
2840263	PUBLIC EDUCATION	.00	.00	.00	.00	.00	.00	.00	.00	
2840270	UTILITIES	.00	.00	.00	.00	.00	.00	.00	.00	
2840271	GAS - (QUESTAR)	.00	.00	.00	.00	.00	.00	.00	.00	
2840274	ADMIN SERVICES CHARGE	.00	.00	.00	.00	.00	.00	.00	.00	
2840280	TELEPHONE	.00	.00	.00	.00	.00	.00	.00	.00	
2840281	INTERNET	.00	.00	.00	.00	.00	.00	.00	.00	
2840290	PURCHASES	.00	.00	.00	.00	.00	.00	.00	.00	
2840291	EQUIPMENT PURCHASES	.00	.00	.00	.00	.00	.00	.00	.00	
2840292	EQUIPMENT PURCHASES (GRANTS)	.00	.00	.00	.00	.00	.00	.00	.00	
2840293	AMBULANCE BILLING SOFTWARE	.00	.00	.00	.00	.00	.00	.00	.00	
2840294	HAZMAT EQUIPMENT GRANT	.00	.00	.00	.00	.00	.00	.00	.00	
2840310	SERVICES DATA PROCESSING	.00	.00	.00	.00	.00	.00	.00	.00	
2840312	COMPUTER SOFTWARE	.00	.00	.00	.00	.00	.00	.00	.00	
2840313	COMPUTER HARDWARE	.00	.00	.00	.00	.00	.00	.00	.00	
2840330	LEGAL	.00	.00	.00	.00	.00	.00	.00	.00	
2840340	ACCOUNTING & AUDITING	.00	.00	.00	.00	.00	.00	.00	.00	
2840345	BANK FEES	.00	.00	.00	.00	.00	.00	.00	.00	
2840347	CREDIT CARD SERVICE FEE	.00	.00	.00	.00	.00	.00	.00	.00	
2840360	EDUCATION	.00	.00	.00	.00	.00	.00	.00	.00	
2840366	CERT TRAINING	.00	.00	.00	.00	.00	.00	.00	.00	
2840367	STATE FIRE TRAINING	.00	.00	.00	.00	.00	.00	.00	.00	
2840368	EMS TRAINING	.00	.00	.00	.00	.00	.00	.00	.00	
2840369	HAZMAT TRAINING GRANT	.00	.00	.00	.00	.00	.00	.00	.00	

Account Number	Account Title	2018-19 Prior year 3 Actual	2019-20 Prior year 2 Actual	2020-21 Prior year Actual	2021-22 Current year Aproved Budget	2021-22 Current year Modified Budget	2021-22 Current year Actual	2022-23 Future year Requested Budget	2022-23 Future year Tentative Budget	CHANGES TO BUDGET
2840370	OTHER PROFESSIONAL & TECHNICA	.00	.00	.00	.00	.00	.00	.00	.00	
2840371	MEDICAID BILLING FEE	.00	.00	.00	.00	.00	.00	.00	.00	
2840410	INSURANCE	.00	.00	.00	.00	.00	.00	.00	.00	
2840430	INTEREST	.00	.00	.00	.00	.00	.00	.00	.00	
2840431	INTEREST - AMBULANCE LEASE	.00	.00	.00	.00	.00	.00	.00	.00	
2840432	INT - ARIEL PLATFORM TRK LEASE	.00	.00	.00	.00	.00	.00	.00	.00	
2840440	INTEREST TAX ANTICIPATION	.00	.00	.00	.00	.00	.00	.00	.00	
2840450	MISCELLANEOUS SUPPLIES	.00	.00	.00	.00	.00	.00	.00	.00	
2840451	HEALTH SAFETY WELFARE	.00	.00	.00	.00	.00	.00	.00	.00	
2840460	MISCELLANEOUS SERVICES	.00	.00	.00	.00	.00	.00	.00	.00	
2840461	FIRE EXTINGUISHERS	.00	.00	.00	.00	.00	.00	.00	.00	
2840480	BAD DEBTS EXPENSE	.00	.00	.00	.00	.00	.00	.00	.00	
2840485	MEDICARE/MEDICAID/INS DISCOUNT	.00	.00	.00	.00	.00	.00	.00	.00	
2840486	EMPLOYEE WRITE-OFFS	.00	.00	.00	.00	.00	.00	.00	.00	
2840500	AMB EQUIP LESS THAN $5000	.00	.00	.00	.00	.00	.00	.00	.00	
2840508	FIRE EQUIPMENT LESS THAN $5000	.00	.00	.00	.00	.00	.00	.00	.00	
2840512	FACILITIES/IMPACT STUDY	.00	.00	.00	.00	.00	.00	.00	.00	
2840530	IMPROVEMENTS TO BUILDING	.00	.00	.00	.00	.00	.00	.00	.00	
2840540	AMBULANCE LEASE	.00	.00	.00	.00	.00	.00	.00	.00	
2840541	FIRE TRUCK	.00	.00	.00	.00	.00	.00	.00	.00	
2840542	LEASE - AMBULANCE	.00	.00	.00	.00	.00	.00	.00	.00	
2840543	CRASH TRUCK	.00	.00	.00	.00	.00	.00	.00	.00	
2840544	AMBULANCE & EQUIPMENT	.00	.00	.00	.00	.00	.00	.00	.00	
2840545	2004 FORD AMBULANCE	.00	.00	.00	.00	.00	.00	.00	.00	
2840550	FIRE GRANT FUNDS	.00	.00	.00	.00	.00	.00	.00	.00	
2840551	FIRE DEPT #2 PROPERTY	.00	.00	.00	.00	.00	.00	.00	.00	
2840552	SERVICE CONTRACTS	.00	.00	.00	.00	.00	.00	.00	.00	
2840553	ARIEL PLATFORM TRUCK	.00	.00	.00	.00	.00	.00	.00	.00	
2840554	HOMELAND SECURITY GRANT FUND	.00	.00	.00	.00	.00	.00	.00	.00	
2840561	UCAN RADIO FEES	.00	.00	.00	.00	.00	.00	.00	.00	
2840705	REAL PROPERTY ACQUISITION	.00	.00	.00	.00	.00	.00	.00	.00	
2840706	AMB EQUIP GREATER THAN $5000	.00	.00	.00	.00	.00	.00	.00	.00	
2840708	FIRE EQUIP GREATER THAN $5000	.00	.00	.00	.00	.00	.00	.00	.00	
2840710	AMBULANCE PROCEEDS	.00	.00	.00	.00	.00	.00	.00	.00	
2840711	EQUIPMENT	.00	.00	.00	.00	.00	.00	.00	.00	
2840801	99 CRASH TRUCK LEASE #9030	.00	.00	.00	.00	.00	.00	.00	.00	
2840802	AMBULANCE LEASE	.00	.00	.00	.00	.00	.00	.00	.00	
2840803	ARIEL PLATFORM TRK LEASE	.00	.00	.00	.00	.00	.00	.00	.00	
2840851	INTEREST- AMBULANCE LEASE	.00	.00	.00	.00	.00	.00	.00	.00	

Account Number	Account Title	2018-19 Prior year 3 Actual	2019-20 Prior year 2 Actual	2020-21 Prior year Actual	2021-22 Current year Aproved Budget	2021-22 Current year Modified Budget	2021-22 Current year Actual	2022-23 Future year Requested Budget	2022-23 Future year Tentative Budget	CHANGES TO BUDGET
2840852	INT - ARIEL PLATFORM TRK LEASE	.00	.00	.00	.00	.00	.00	.00	.00	
2840905	DO NOT USE	.00	.00	.00	.00	.00	.00	.00	.00	
Total FIRE DEPT. EXPENSE:		.00	.00	.00	.00	.00	.00	.00	.00	
NON-DEPARTMENTAL EXPENSE										
2850100	ADMIN WAGES	40,366.99	44,158.39	95,405.19	127,000.00	127,000.00	21,032.35	.00	.00	
2850101	OVERTIME WAGES	.00	.00	9,270.00	5,000.00	5,000.00	2,178.76	.00	.00	
2850102	MERIT	54.15	54.15	270.75	200.00	200.00	270.73	.00	.00	
2850104	ON-CALL PAY	.00	.00	.00	.00	.00	.00	.00	.00	
2850105	BUILDING MAINTENANCE WAGES	.00	135.00	.00	3,000.00	3,000.00	66.96	.00	.00	
2850106	DRUG TEST/PHYSICAL	5,281.68	2,927.70	9,994.41	7,000.00	7,000.00	620.00	.00	.00	
2850130	BENEFITS	8,284.85	13,927.57	39,091.91	54,000.00	54,000.00	9,158.85	.00	.00	
2850140	HSA CONTRIBUTION	.00	.00	.00	.00	.00	.00	.00	.00	
2850220	PUBLIC NOTICES	348.48	171.30	.00	200.00	200.00	.00	.00	.00	
2850240	OFFICE SUPPLIES & EXPENSES	778.89	2,292.66	1,066.80	2,500.00	2,500.00	112.80	.00	.00	
2850243	COPIER/SUPPLIES	1,385.88	787.73	353.35	1,500.00	1,500.00	36.92	.00	.00	
2850260	BUILDING & GROUNDS MAINTENANC	4,216.77	2,423.69	3,372.54	3,000.00	3,000.00	581.17	.00	.00	
2850270	UTILITIES	2,757.49	2,296.67	2,660.79	2,700.00	2,700.00	670.66	.00	.00	
2850271	GAS - (QUESTAR)	4,132.45	4,536.79	4,735.88	5,000.00	5,000.00	42.93	.00	.00	
2850280	TELEPHONE	10,077.38	9,817.77	10,932.43	14,000.00	14,000.00	882.82	.00	.00	
2850281	INTERNET	914.28	914.28	960.00	900.00	900.00	123.09	.00	.00	
2850310	SERVICES DATA PROCESSING	2,146.05	2,087.66	2,314.27	2,200.00	2,200.00	135.63	.00	.00	
2850312	COMPUTER SOFTWARE	1,796.76	3,115.71	8,442.20	1,800.00	1,800.00	2,591.34	.00	.00	
2850313	COMPUTER HARDWARE	14.90	184.52	3,459.70	6,700.00	6,700.00	.00	.00	.00	
2850330	LEGAL	187.50	375.00	31.25	500.00	500.00	.00	.00	.00	
2850340	ACCOUNTING & AUDITING	4,076.00	4,768.31	2,103.98	4,400.00	4,400.00	.00	.00	.00	
2850370	OTHER PROFESSIONAL & TECHNICA	.00	6,300.00	500.00	35,000.00	35,000.00	.00	.00	.00	
2850410	INSURANCE	23,997.54	21,808.41	20,819.07	24,500.00	24,500.00	23,383.26	.00	.00	
2850415	CARES ACT (COVID 19)	.00	5,419.92	69,826.94	.00	.00	135.30	.00	.00	
2850451	HEALTH SAFETY WELFARE	7,459.19	7,977.52	3,997.96	9,500.00	9,500.00	792.29	.00	.00	
2850512	FACILITIES/IMPACT STUDY	.00	.00	.00	3,000.00	3,000.00	1,500.00	.00	.00	
2850530	IMPROVE TO BUILDING LESS $5000	316.90	5,182.99	865.80	1,000.00	1,000.00	1,422.17	.00	.00	
2850561	UCAN RADIO FEES	.00	.00	.00	.00	.00	.00	.00	.00	
2850563	800 MHZ RADIOS	.00	.00	11,901.61	.00	.00	.00	.00	.00	
2850704	IMPROVE TO BUILDING OVER $5000	.00	.00	.00	20,000.00	20,000.00	.00	.00	.00	
2850705	REAL PROPERTY ACQUISITION	.00	.00	.00	.00	.00	.00	.00	.00	

Account Number	Account Title	2018-19 Prior year 3 Actual	2019-20 Prior year 2 Actual	2020-21 Prior year Actual	2021-22 Current year Aproved Budget	2021-22 Current year Modified Budget	2021-22 Current year Actual	2022-23 Future year Requested Budget	2022-23 Future year Tentative Budget	CHANGES TO BUDGET
Total NON-DEPARTMENTAL EXPENSE:		118,594.13	141,663.74	302,376.83	334,600.00	334,600.00	65,738.03	.00	.00	
FIRE DEPARTMENT EXPENSE										
2851100	FIRE DEPT WAGES	19,960.05	22,842.92	25,814.38	40,000.00	40,000.00	7,842.58	.00	.00	
2851101	OVERTIME WAGES	.00	.00	2,110.00	.00	.00	2,112.38	.00	.00	
2851102	MERIT	.00	.00	.00	.00	.00	.00	.00	.00	
2851107	FIRE TRAINING WAGES	36,042.04	33,042.45	42,433.62	.00	.00	4,712.27	.00	.00	
2851108	HAZMAT WAGES	376.77	377.22	242.15	2,500.00	2,500.00	.00	.00	.00	
2851130	BENEFITS	6,987.13	6,865.07	8,468.76	3,100.00	3,100.00	3,106.65	.00	.00	
2851200	FIRE DEPARTMENT MATERIALS	.00	.00	.00	.00	.00	.00	.00	.00	
2851212	MEMBERSHIPS/DUES	393.08	814.15	300.00	600.00	600.00	.00	.00	.00	
2851230	TRAVEL	13,546.14	9,619.16	8,362.70	14,000.00	14,000.00	.00	.00	.00	
2851241	POSTAGE	.00	.00	.00	.00	.00	.00	.00	.00	
2851246	BILLABLE SUPPLIES	.00	.00	.00	600.00	600.00	.00	.00	.00	
2851250	SUPPLIES AND MAINTENANCE	46,947.55	50,010.32	57,337.57	50,000.00	50,000.00	4,206.01	.00	.00	
2851251	FIRE EQUIPMENT FUEL	4,216.11	3,499.30	4,443.34	5,000.00	5,000.00	821.06	.00	.00	
2851252	PERSONAL PROTECTIVE EQUIPMENT	14,885.93	18,556.20	20,253.00	30,000.00	30,000.00	.00	.00	.00	
2851263	PUBLIC EDUCATION	750.00	2,092.50	2,855.96	3,500.00	3,500.00	.00	.00	.00	
2851280	TELEPHONE	.00	.00	.00	.00	.00	.00	.00	.00	
2851292	EQUIPMENT PURCHASES (GRANTS)	.00	.00	18,797.00	30,000.00	30,000.00	1,178.00	.00	.00	
2851294	HAZMAT EQUIPMENT GRANT	.00	.00	.00	.00	.00	.00	.00	.00	
2851360	EDUCATION/CERTIFICATION	1,105.65	540.00	.00	10,000.00	10,000.00	.00	.00	.00	
2851367	RECERTIFICATION	1,580.00	215.00	408.43	5,000.00	5,000.00	.00	.00	.00	
2851369	HAZMAT TRAINING GRANT	.00	1,142.50	.00	.00	.00	.00	.00	.00	
2851370	OTHER PROFESSIONAL & TECHNICA	9,602.00	5,561.50	2,708.56	15,000.00	15,000.00	1,510.52	.00	.00	
2851410	INSURANCE	.00	.00	117.48-	.00	.00	.00	.00	.00	
2851415	CARES ACT (COVID 19)	.00	.00	5,487.79	.00	.00	.00	.00	.00	
2851450	MISCELLANEOUS SUPPLIES	538.88	.00	20.00	1,000.00	1,000.00	.00	.00	.00	
2851460	MISCELLANEOUS SERVICES	.00	.00	.00	.00	.00	.00	.00	.00	
2851461	FIRE EXTINGUISHERS	257.00	.00	246.00	600.00	600.00	158.50	.00	.00	
2851508	FIRE EQUIPMENT LESS THAN $5000	3,765.00	4,999.00	.00	5,000.00	5,000.00	.00	.00	.00	
2851706	FIRE EQUIP GREATER THAN $5000	.00	.00	202,626.49	20,000.00	20,000.00	.00	.00	.00	
2851710	FIRE TRUCK PURCHASE (LEASE PR)	.00	.00	.00	.00	.00	.00	.00	.00	
2851802	DEBT PRINCIPAL PAYMENT	54,558.36	56,142.60	57,879.08	60,000.00	60,000.00	10,231.97	.00	.00	
2851851	DEBT INTEREST PAYMENT	8,936.54	7,352.29	5,615.80	4,000.00	4,000.00	5,641.75	.00	.00	
Total FIRE DEPARTMENT EXPENSE:		224,448.23	223,672.18	466,293.15	299,900.00	299,900.00	41,521.69	.00	.00	

Account Number	Account Title	2018-19 Prior year 3 Actual	2019-20 Prior year 2 Actual	2020-21 Prior year Actual	2021-22 Current year Aproved Budget	2021-22 Current year Modified Budget	2021-22 Current year Actual	2022-23 Future year Requested Budget	2022-23 Future year Tentative Budget	CHANGES TO BUDGET
EMS DEPARTMENT EXPENSE										
2852100	AMBULANCE WAGES	113,710.85	104,298.70	127,130.60	393,500.00	393,500.00	29,933.06	.00	.00	
2852101	OVERTIME WAGES	.00	.00	2,040.00	.00	.00	606.00	.00	.00	
2852102	MERIT	.00	.00	.00	.00	.00	.00	.00	.00	
2852104	ON-CALL PAY	.00	.00	22,394.13	.00	.00	14,992.37	.00	.00	
2852111	FRONT OFFICE STAFF AMB WAGE	15,235.51	21,676.77	22,964.52	22,200.00	22,200.00	4,209.29	.00	.00	
2852113	AMBULANCE TRAINING WAGES	5,884.02	14,558.97	8,961.13	5,000.00	5,000.00	.00	.00	.00	
2852130	BENEFITS	23,163.92	28,090.76	30,599.09	232,300.00	232,300.00	6,425.58	.00	.00	
2852212	MEMBERSHIPS/DUES	.00	.00	.00	.00	.00	.00	.00	.00	
2852220	PUBLIC NOTICES	.00	.00	.00	.00	.00	.00	.00	.00	
2852230	TRAVEL	2,398.50	2,926.98	1,250.00	7,000.00	7,000.00	.00	.00	.00	
2852241	POSTAGE	1,919.84	1,630.59	1,785.89	2,500.00	2,500.00	436.08	.00	.00	
2852245	AMBULANCE SUPPLIES & MAINT	22,629.19	34,804.14	18,772.08	35,000.00	35,000.00	2,205.46	.00	.00	
2852246	BILLABLE SUPPLIES	27,747.57	30,688.77	42,268.29	50,000.00	50,000.00	7,639.01	.00	.00	
2852247	CREDIT CARD USE FEE	.00	.00	.00	.00	.00	.00	.00	.00	
2852248	AMBULANCE FUEL	13,998.23	11,122.10	12,955.41	13,000.00	13,000.00	3,300.31	.00	.00	
2852252	PERSONAL PROTECTIVE EQUIPMENT	13,910.11	18,733.88	3,145.00	15,000.00	15,000.00	.00	.00	.00	
2852293	AMBULANCE BILLING SOFTWARE	3,218.00	3,218.00	15,454.18	9,000.00	9,000.00	25.00	.00	.00	
2852312	COMPUTER SOFTWARE	.00	.00	.00	16,200.00	16,200.00	.00	.00	.00	
2852347	CREDIT CARD SERVICE FEE	3,128.20	2,501.87	4,161.48	3,000.00	3,000.00	267.87	.00	.00	
2852360	EDUCATION/CERTIFICATION	2,823.10	93.25	6,441.25	6,000.00	6,000.00	350.00	.00	.00	
2852368	RECERTIFICATION	4,386.60	12,757.55	9,253.51	8,000.00	8,000.00	.00	.00	.00	
2852370	OTHER PROFESSIONAL & TECHNICA	345.02-	13,305.65	4,217.10	6,000.00	6,000.00	2,030.00	.00	.00	
2852371	MEDICAID BILLING FEE	28,648.77	25,071.47	21,979.64	25,000.00	25,000.00	.00	.00	.00	
2852410	INSURANCE	2,245.25	2,245.25	3,036.25	6,000.00	6,000.00	.00	.00	.00	
2852415	CARES ACT (COVID 19)	.00	356.43	46,856.26	.00	.00	.00	.00	.00	
2852450	MISCELLANEOUS SUPPLIES	136.36	.00	4,868.08	500.00	500.00	.00	.00	.00	
2852460	MISCELLANEOUS SERVICES	.00	.00	.00	.00	.00	.00	.00	.00	
2852480	BAD DEBTS/SERVING FEES	117.50-	150.00-	37.50-	.00	.00	30.00-	.00	.00	
2852500	AMB EQUIP LESS THAN $5000	.00	.00	.00	5,000.00	5,000.00	.00	.00	.00	
2852505	STATE GRANT EXPENSES	.00	.00	.00	.00	.00	106,193.69	.00	.00	
2852706	AMB EQUIP GREATER THAN $5000	15,250.00	.00	.00	15,000.00	15,000.00	.00	.00	.00	
2852710	AMBULANCE PURCHASE	166,700.00	.00	171,519.00	.00	.00	.00	.00	.00	
2852802	LEASE PRINCIPAL PAYMENT	20,381.16	20,972.98	21,621.69	21,700.00	21,700.00	3,822.33	.00	.00	
2852851	LEASE INTEREST PAYMENT	3,338.40	2,746.57	2,097.87	1,500.00	1,500.00	2,107.56	.00	.00	
	Total EMS DEPARTMENT EXPENSE:	490,391.06	351,650.68	605,734.95	898,400.00	898,400.00	184,513.61	.00	.00	

Account Number	Account Title	2018-19 Prior year 3 Actual	2019-20 Prior year 2 Actual	2020-21 Prior year Actual	2021-22 Current year Aproved Budget	2021-22 Current year Modified Budget	2021-22 Current year Actual	2022-23 Future year Requested Budget	2022-23 Future year Tentative Budget	CHANGES TO BUDGET
ADMINISTRATIVE FEES										
2890905	ADMIN FEES	6,200.00	5,900.00	6,000.00	6,000.00	6,000.00	.00	.00	.00	
Total ADMINISTRATIVE FEES:		6,200.00	5,900.00	6,000.00	6,000.00	6,000.00	.00	.00	.00	
FIRE DEPARTMENT Revenue Total:		950,773.54	990,918.94	1,552,709.50	1,538,900.00	1,538,900.00	540,894.36	.00	.00	
FIRE DEPARTMENT Expenditure Total:		839,633.42	722,886.60	1,380,404.93	1,538,900.00	1,538,900.00	291,773.33	.00	.00	
Net Total FIRE DEPARTMENT:		111,140.12	268,032.34	172,304.57	.00	.00	249,121.03	.00	.00	

Account Number	Account Title	2018-19 Prior year 3 Actual	2019-20 Prior year 2 Actual	2020-21 Prior year Actual	2021-22 Current year Aproved Budget	2021-22 Current year Modified Budget	2021-22 Current year Actual	2022-23 Future year Requested Budget	2022-23 Future year Tentative Budget	CHANGES TO BUDGET
CAPITAL PROJECTS FUND										
GRANTS										
4034366	GRANT REVENUE	.00	.00	.00	.00	.00	.00	.00	.00	
4034369	DONATIONS	.00	.00	.00	.00	.00	.00	.00	.00	
4034415	CARES ACT (COVID 19)	.00	.00	.00	.00	.00	.00	.00	.00	
Total GRANTS:		.00	.00	.00	.00	.00	.00	.00	.00	
INTEREST										
4036610	INTEREST EARNING	23,488.52	20,181.16	4,796.97	.00	.00	.00	.00	.00	
Total INTEREST:		23,488.52	20,181.16	4,796.97	.00	.00	.00	.00	.00	
CAPITAL PROJECT - FIRE DEPART										
4038100	RECORD PURCHASE FIRE TRK/PROC	.00	.00	.00	.00	.00	.00	.00	.00	
4038200	LEASE PROCEEDS	.00	.00	.00	.00	.00	.00	.00	.00	
Total CAPITAL PROJECT - FIRE DEPART:		.00	.00	.00	.00	.00	.00	.00	.00	
TRANSFERS/FUND BAL TO BE APPRO										
4039900	TRANSFER IN FROM GENERAL FUND	351,250.00	75,000.00	300,000.00	300,000.00	300,000.00	.00	.00	.00	
4039910	TRANSFER FROM RDA #2	.00	.00	.00	.00	.00	.00	.00	.00	
4039915	CAPITAL LOAN PROCEEDS	.00	.00	.00	.00	.00	.00	.00	.00	
4039920	FUND BAL TO BE APPROPRIATED	.00	.00	.00	.00	.00	.00	.00	.00	
4039999	FUND BALANCE TO BE APPROPRIATE	.00	.00	.00	275,000.00-	275,000.00-	.00	.00	.00	
Total TRANSFERS/FUND BAL TO BE APPRO:		351,250.00	75,000.00	300,000.00	25,000.00	25,000.00	.00	.00	.00	
NON DEPARTMENTAL PROJECTS										
4050550	NON DEPARTMENTAL PROJECTS	.00	.00	.00	.00	.00	.00	.00	.00	
Total NON DEPARTMENTAL PROJECTS:		.00	.00	.00	.00	.00	.00	.00	.00	
CIVIC CENTER CAPITAL PROJECTS										
4051550	CIVIC CENTER CAP PROJECT FUND	.00	.00	.00	.00	.00	.00	.00	.00	
4051551	CIVIC CENTER CAP PROJECT FIMD	.00	.00	.00	.00	.00	.00	.00	.00	

Account Number	Account Title	2018-19 Prior year 3 Actual	2019-20 Prior year 2 Actual	2020-21 Prior year Actual	2021-22 Current year Aproved Budget	2021-22 Current year Modified Budget	2021-22 Current year Actual	2022-23 Future year Requested Budget	2022-23 Future year Tentative Budget	CHANGES TO BUDGET
	Total CIVIC CENTER CAPITAL PROJECTS:	.00	.00	.00	.00	.00	.00	.00	.00	
POLICE DEPT CAPITAL PROJECTS										
4054320	ENGINEERING	3,748.00	.00	.00	.00	.00	.00	.00	.00	
4054540	POLICE DEPT CAP PROJECT FUND	16,128.88	33,171.73	.00	.00	.00	.00	.00	.00	
	Total POLICE DEPT CAPITAL PROJECTS:	19,876.88	33,171.73	.00	.00	.00	.00	.00	.00	
FIRE DEPT CAPITAL PROJECTS										
4055540	FIRE DEPT CAPITAL PROJECT FUND	.00	.00	.00	.00	.00	.00	.00	.00	
	Total FIRE DEPT CAPITAL PROJECTS:	.00	.00	.00	.00	.00	.00	.00	.00	
STREETS DEPT CAPITAL PROJECTS										
4060530	PUBLIC WORKS PARKING LOT	.00	.00	.00	.00	.00	.00	.00	.00	
4060540	STREETS CAPITAL PROJECTS FUND	.00	.00	.00	.00	.00	.00	.00	.00	
4060550	LANDSCAPING PARKSTRIP & MEDIAN	.00	7,356.74	.00	.00	.00	.00	.00	.00	
	Total STREETS DEPT CAPITAL PROJECTS:	.00	7,356.74	.00	.00	.00	.00	.00	.00	
PARKS CAPITAL PROJECTS										
4062450	INFIELD DIRT FOR PARKS	.00	40,000.00	.00	.00	.00	.00	.00	.00	
4062530	PARKING LOT	.00	.00	.00	.00	.00	.00	.00	.00	
4062540	PARKS CAPITAL PROJECT FUND	30,000.00	39,735.00	.00	25,000.00	25,000.00	.00	.00	.00	
	Total PARKS CAPITAL PROJECTS:	30,000.00	79,735.00	.00	25,000.00	25,000.00	.00	.00	.00	
SENIORS CAPITAL PROJECTS										
4066320	ENGINEERING	.00	.00	.00	.00	.00	.00	.00	.00	
4066370	OTHER PROFESSIONAL & TECHNICA	.00	.00	.00	.00	.00	.00	.00	.00	
4066415	CARES (COVID) - SC CAP PROJECT	.00	.00	.00	.00	.00	.00	.00	.00	
4066550	SENIORS CAPITAL PROJECT FUND	.00	.00	.00	.00	.00	.00	.00	.00	
4066705	SENIOR CAPITAL PURCHASE PROJ.	.00	.00	.00	.00	.00	.00	.00	.00	
4066710	CAP PROJECT - SENIOR REMODEL	30,232.00	25,288.00	.00	.00	.00	.00	.00	.00	
	Total SENIORS CAPITAL PROJECTS:	30,232.00	25,288.00	.00	.00	.00	.00	.00	.00	

Account Number	Account Title	2018-19 Prior year 3 Actual	2019-20 Prior year 2 Actual	2020-21 Prior year Actual	2021-22 Current year Aproved Budget	2021-22 Current year Modified Budget	2021-22 Current year Actual	2022-23 Future year Requested Budget	2022-23 Future year Tentative Budget	CHANGES TO BUDGET
CEMETERY CAPITAL PROJECTS										
4069550	CEMETERY CAPITAL PROJECT FUND	.00	.00	.00	.00	.00	.00	.00	.00	
	Total CEMETERY CAPITAL PROJECTS:	.00	.00	.00	.00	.00	.00	.00	.00	
RECREATION CAPITAL PROJECTS										
4072550	RECREATION CAP PROJECT FUND	.00	.00	.00	.00	.00	.00	.00	.00	
4072705	CAPITAL PROJECTS - TRAILS	.00	.00	.00	.00	.00	.00	.00	.00	
4072706	JEANIE STEVEN'S PARK	.00	.00	.00	.00	.00	.00	.00	.00	
4072707	SLURRY SEAL	.00	.00	.00	.00	.00	.00	.00	.00	
	Total RECREATION CAPITAL PROJECTS:	.00	.00	.00	.00	.00	.00	.00	.00	
FOOD PANTRY CAPITAL PROJECTS										
4074550	FOOD PANTRY CAP PROJECT FUND	.00	.00	.00	.00	.00	.00	.00	.00	
	Total FOOD PANTRY CAPITAL PROJECTS:	.00	.00	.00	.00	.00	.00	.00	.00	
LIBRARY CAPITAL PROJECTS										
4075540	LIBRARY CAPITAL PROJECT FUND	11,049.34	.00	.00	.00	.00	.00	.00	.00	
	Total LIBRARY CAPITAL PROJECTS:	11,049.34	.00	.00	.00	.00	.00	.00	.00	
TRANSFER TO OTHER FUNDS										
4090100	TRANSFER TO GENERAL FUND	.00	.00	.00	.00	.00	.00	.00	.00	
4090110	LOAN TO PARK FUND	.00	.00	.00	.00	.00	.00	.00	.00	
4090120	LOAN TO FUND 55-STORM DRAIN	.00	.00	.00	.00	.00	.00	.00	.00	
	Total TRANSFER TO OTHER FUNDS:	.00	.00	.00	.00	.00	.00	.00	.00	
	CAPITAL PROJECTS FUND Revenue Total:	374,738.52	95,181.16	304,796.97	25,000.00	25,000.00	.00	.00	.00	
	CAPITAL PROJECTS FUND Expenditure Total:	91,158.22	145,551.47	.00	25,000.00	25,000.00	.00	.00	.00	
	Net Total CAPITAL PROJECTS FUND:	283,580.30	50,370.31-	304,796.97	.00	.00	.00	.00	.00	

Account Number	Account Title	2018-19 Prior year 3 Actual	2019-20 Prior year 2 Actual	2020-21 Prior year Actual	2021-22 Current year Aproved Budget	2021-22 Current year Modified Budget	2021-22 Current year Actual	2022-23 Future year Requested Budget	2022-23 Future year Tentative Budget	CHANGES TO BUDGET
VEHICLE/EQUIP CAP PROJECT FUND										
INTERGOVERNMENTAL REVENUE										
4133100	STATE GRANTS	.00	.00	.00	.00	.00	.00	.00	.00	
4133110	LOCAL GRANTS	.00	.00	.00	.00	.00	.00	.00	.00	
4133120	FEDERAL GRANTS	.00	.00	68,467.70	.00	.00	.00	.00	.00	
4133210	CONTRIBUTION FROM LOCAL GOV	.00	.00	.00	.00	.00	.00	.00	.00	
Total INTERGOVERNMENTAL REVENUE:		.00	.00	68,467.70	.00	.00	.00	.00	.00	
MISCELLANOUS INCOME										
4136110	MISC INCOME	.00	802.01	.00	.00	.00	.00	.00	.00	
4136610	INTEREST	23,235.40	12,361.57	3,065.49	.00	.00	.00	.00	.00	
4136860	DEBT PROCEEDS	.00	.00	.00	.00	.00	.00	.00	.00	
Total MISCELLANOUS INCOME:		23,235.40	13,163.58	3,065.49	.00	.00	.00	.00	.00	
DONATIONS										
4138120	RESTRICTED DONATION	.00	.00	.00	.00	.00	.00	.00	.00	
Total DONATIONS:		.00	.00	.00	.00	.00	.00	.00	.00	
TRANSFERS/FUND BAL TO BE APPRO										
4139900	TRANSFER IN FROM GENERAL FUND	26,250.00	75,000.00	.00	.00	.00	.00	.00	.00	
4139905	TRANSFER TO FIRE FUND	.00	.00	.00	.00	.00	.00	.00	.00	
4139999	FUND BALANCE TO BE APPROPRIATE	.00	.00	.00	399,000.00	399,000.00	.00	.00	.00	
Total TRANSFERS/FUND BAL TO BE APPRO:		26,250.00	75,000.00	.00	399,000.00	399,000.00	.00	.00	.00	
NON-DEPARTMENTAL										
4141550	VEHICLES	.00	.00	.00	.00	.00	.00	.00	.00	
4141560	EQUIPMENT	.00	.00	.00	.00	.00	.00	.00	.00	
Total NON-DEPARTMENTAL:		.00	.00	.00	.00	.00	.00	.00	.00	
POLICE DEPARTMENT										
4142550	VEHICLES	35,167.90	104,909.90	35,744.90	.00	.00	.00	.00	.00	
4142560	EQUIPMENT	17,668.18	35,235.31	11,480.14	.00	.00	.00	.00	.00	

Account Number	Account Title	2018-19 Prior year 3 Actual	2019-20 Prior year 2 Actual	2020-21 Prior year Actual	2021-22 Current year Aproved Budget	2021-22 Current year Modified Budget	2021-22 Current year Actual	2022-23 Future year Requested Budget	2022-23 Future year Tentative Budget	CHANGES TO BUDGET
Total POLICE DEPARTMENT:		52,836.08	140,145.21	47,225.04	.00	.00	.00	.00	.00	
BUILDING DEPARTMENT										
4143550	VEHICLES	.00	.00	.00	.00	.00	.00	.00	.00	
4143560	EQUIPMENT	.00	.00	.00	.00	.00	.00	.00	.00	
Total BUILDING DEPARTMENT:		.00	.00	.00	.00	.00	.00	.00	.00	
STREET DEPARTMENT										
4144550	VEHICLES	.00	11,713.00	.00	.00	.00	.00	.00	.00	
4144560	EQUIPMENT	.00	.00	.00	255,000.00	255,000.00	.00	.00	.00	
Total STREET DEPARTMENT:		.00	11,713.00	.00	255,000.00	255,000.00	.00	.00	.00	
SENIOR PROGRAM										
4145550	VEHICLES	.00	.00	.00	.00	.00	.00	.00	.00	
4145560	EQUIPMENT	.00	.00	.00	.00	.00	.00	.00	.00	
Total SENIOR PROGRAM:		.00	.00	.00	.00	.00	.00	.00	.00	
HOME DELIVERED MEALS										
4146550	VEHICLES	.00	.00	33,291.80	.00	.00	.00	.00	.00	
4146560	EQUIPMENT	.00	.00	.00	.00	.00	.00	.00	.00	
Total HOME DELIVERED MEALS:		.00	.00	33,291.80	.00	.00	.00	.00	.00	
CEMETERY										
4147550	VEHICLES	.00	.00	.00	.00	.00	.00	.00	.00	
4147560	EQUIPMENT	.00	.00	.00	.00	.00	.00	.00	.00	
Total CEMETERY:		.00	.00	.00	.00	.00	.00	.00	.00	
PARKS										
4148550	VEHICLES	.00	.00	.00	.00	.00	.00	.00	.00	
4148560	EQUIPMENT	18,532.00	38,619.00	.00	10,000.00	10,000.00	.00	.00	.00	
Total PARKS:		18,532.00	38,619.00	.00	10,000.00	10,000.00	.00	.00	.00	

Account Number	Account Title	2018-19 Prior year 3 Actual	2019-20 Prior year 2 Actual	2020-21 Prior year Actual	2021-22 Current year Aproved Budget	2021-22 Current year Modified Budget	2021-22 Current year Actual	2022-23 Future year Requested Budget	2022-23 Future year Tentative Budget	CHANGES TO BUDGET
FIRE DEPARTMENT										
4149550	VEHICLES	.00	.00	36,783.80	.00	.00	.00	.00	.00	
4149560	EQUIPMENT	.00	.00	4,637.95	.00	.00	.00	.00	.00	
Total FIRE DEPARTMENT:		.00	.00	41,421.75	.00	.00	.00	.00	.00	
FOOD PANTRY										
4150550	VEHICLES	.00	.00	35,175.90	.00	.00	.00	.00	.00	
4150560	EQUIPMENT	.00	.00	.00	.00	.00	.00	.00	.00	
Total FOOD PANTRY:		.00	.00	35,175.90	.00	.00	.00	.00	.00	
CIVIC CENTER										
4151560	EQUIPMENT	.00	.00	.00	60,000.00	60,000.00	9,600.00	.00	.00	
Total CIVIC CENTER:		.00	.00	.00	60,000.00	60,000.00	9,600.00	.00	.00	
TRANSFER TO OTHER FUNDS										
4190100	TRANSFER TO GENERAL FUND	.00	.00	.00	.00	.00	.00	.00	.00	
4190105	CONTRIBUTION TO FUND 26	.00	.00	.00	.00	.00	.00	.00	.00	
4190107	CONTRIBUTION TO FUND 28	.00	.00	.00	74,000.00	74,000.00	.00	.00	.00	
4190110	LOAN TO FUND 26 - PARKS	.00	.00	.00	.00	.00	.00	.00	.00	
Total TRANSFER TO OTHER FUNDS:		.00	.00	.00	74,000.00	74,000.00	.00	.00	.00	
VEHICLE/EQUIP CAP PROJECT FUND Revenue Total:		49,485.40	88,163.58	71,533.19	399,000.00	399,000.00	.00	.00	.00	
VEHICLE/EQUIP CAP PROJECT FUND Expenditure Total:		71,368.08	190,477.21	157,114.49	399,000.00	399,000.00	9,600.00	.00	.00	
Net Total VEHICLE/EQUIP CAP PROJECT FUND:		21,882.68-	102,313.63-	85,581.30-	.00	.00	9,600.00-	.00	.00	

Account Number	Account Title	2018-19 Prior year 3 Actual	2019-20 Prior year 2 Actual	2020-21 Prior year Actual	2021-22 Current year Aproved Budget	2021-22 Current year Modified Budget	2021-22 Current year Actual	2022-23 Future year Requested Budget	2022-23 Future year Tentative Budget	CHANGES TO BUDGET
TRANS CAPACITY CAPITAL FUND										
GRANTS										
4234366	GRANT REVENUE	.00	34,700.68	8,977.21	505,000.00	505,000.00	.00	.00	.00	
4234369	DONATIONS	.00	.00	.00	.00	.00	.00	.00	.00	
Total GRANTS:		.00	34,700.68	8,977.21	505,000.00	505,000.00	.00	.00	.00	
INTEREST										
4236610	INTEREST	9,979.24	15,768.70	4,493.40	.00	.00	.00	.00	.00	
Total INTEREST:		9,979.24	15,768.70	4,493.40	.00	.00	.00	.00	.00	
COLLECTION ON RECEIVABLE										
4238915	CAPITAL LOAN PROCEEDS	.00	.00	.00	.00	.00	.00	.00	.00	
Total COLLECTION ON RECEIVABLE:		.00	.00	.00	.00	.00	.00	.00	.00	
TRANSFERS/FUND BAL TO BE APPRO										
4239900	TRANSFER IN FROM GENERAL FUND	105,000.00	300,000.00	.00	.00	.00	.00	.00	.00	
4239970	FUND BALANCE TO BE APPROPRIATE	.00	.00	.00	20,000.00	20,000.00	.00	.00	.00	
Total TRANSFERS/FUND BAL TO BE APPRO:		105,000.00	300,000.00	.00	20,000.00	20,000.00	.00	.00	.00	
TRANSFER TO OTHER FUNDS										
4240750	TRANSFER TO FUND 71 RDA	.00	.00	.00	.00	.00	.00	.00	.00	
Total TRANSFER TO OTHER FUNDS:		.00	.00	.00	.00	.00	.00	.00	.00	
VEHICLE CAPACITY PROJECTS										
4251320	ENGINEERING	.00	5,705.50	3,377.00	12,500.00	12,500.00	.00	.00	.00	
4251330	LEGAL	.00	1,468.75	.00	4,000.00	4,000.00	.00	.00	.00	
4251370	OTHER PROFESSIONAL & TECHNICA	.00	15,625.39	2,742.00	8,000.00	8,000.00	3,578.69	.00	.00	
4251512	IMPACT FEE UPDATE	.00	9,175.50	6,804.00	20,000.00	20,000.00	4,220.00	.00	.00	
4251550	AQUISITION OF ROW	2,000.00	.00	6,954.50	480,500.00	480,500.00	.00	.00	.00	
4251555	CITY'S CONSTRUCTION OF ROADS	27,526.50	236,147.33	.00	.00	.00	.00	.00	.00	
4251560	UPSIZING DEVELOPER'S CONSTRUC	136,130.85	1,210.20	.00	.00	.00	.00	.00	.00	

Account Number	Account Title	2018-19 Prior year 3 Actual	2019-20 Prior year 2 Actual	2020-21 Prior year Actual	2021-22 Current year Aproved Budget	2021-22 Current year Modified Budget	2021-22 Current year Actual	2022-23 Future year Requested Budget	2022-23 Future year Tentative Budget	CHANGES TO BUDGET
	Total VEHICLE CAPACITY PROJECTS:	165,657.35	269,332.67	19,877.50	525,000.00	525,000.00	7,798.69	.00	.00	
	TRANS CAPACITY CAPITAL FUND Revenue Total:	114,979.24	350,469.38	13,470.61	525,000.00	525,000.00	.00	.00	.00	
	TRANS CAPACITY CAPITAL FUND Expenditure Total:	165,657.35	269,332.67	19,877.50	525,000.00	525,000.00	7,798.69	.00	.00	
	Net Total TRANS CAPACITY CAPITAL FUND:	50,678.11-	81,136.71	6,406.89-	.00	.00	7,798.69-	.00	.00	

Account Number	Account Title	2018-19 Prior year 3 Actual	2019-20 Prior year 2 Actual	2020-21 Prior year Actual	2021-22 Current year Aproved Budget	2021-22 Current year Modified Budget	2021-22 Current year Actual	2022-23 Future year Requested Budget	2022-23 Future year Tentative Budget	CHANGES TO BUDGET
CAPITAL PROJECTS FUND - WWTP										
UTILITY REVENUE										
4737612	INTEREST EARNING - IMPACT FEES	.00	.00	.00	.00	.00	.00	.00	.00	
4737750	IMPACT FEES WWTP - TREMONTON	.00	.00	.00	.00	.00	.00	.00	.00	
4737751	IMPACT FEES WWTP - GARLAND	.00	.00	.00	.00	.00	.00	.00	.00	
4737897	CAPITAL RESERVES - TREMONTON	.00	.00	.00	.00	.00	.00	.00	.00	
4737898	CAPITAL RESERVES - GARLAND	.00	.00	.00	.00	.00	.00	.00	.00	
	Total UTILITY REVENUE:	.00	.00	.00	.00	.00	.00	.00	.00	
COLLECTION ON RECEIVABLE										
4738100	LEASE PROCEEDS	.00	.00	.00	.00	.00	.00	.00	.00	
	Total COLLECTION ON RECEIVABLE:	.00	.00	.00	.00	.00	.00	.00	.00	
WWTP CAPITAL EXPENSE										
4772205	CAPITAL PROJECT WWTP-TREMONT	.00	.00	.00	.00	.00	.00	.00	.00	
4772206	CAPITAL PROJECT WWTP - GARLAND	.00	.00	.00	.00	.00	.00	.00	.00	
4772208	WWTP EXPANSION - TREMONTON	.00	.00	.00	.00	.00	.00	.00	.00	
4772209	WWTP EXPANSION - GARLAND	.00	.00	.00	.00	.00	.00	.00	.00	
4772512	FACILITIES/IMPACT FEE	.00	.00	.00	.00	.00	.00	.00	.00	
4772705	SALSNES PROJECT	.00	.00	.00	.00	.00	.00	.00	.00	
4772706	SOLID HANDLING	.00	.00	.00	.00	.00	.00	.00	.00	
4772801	SALSNES LEASE PAYMENT	.00	.00	.00	.00	.00	.00	.00	.00	
4772900	TRANS TC SHARE/FUND 52	.00	.00	.00	.00	.00	.00	.00	.00	
	Total WWTP CAPITAL EXPENSE:	.00	.00	.00	.00	.00	.00	.00	.00	
	CAPITAL PROJECTS FUND - WWTP Revenue Total:	.00	.00	.00	.00	.00	.00	.00	.00	
	CAPITAL PROJECTS FUND - WWTP Expenditure Total:	.00	.00	.00	.00	.00	.00	.00	.00	
	Net Total CAPITAL PROJECTS FUND - WWTP:	.00	.00	.00	.00	.00	.00	.00	.00	

Account Number	Account Title	2018-19 Prior year 3 Actual	2019-20 Prior year 2 Actual	2020-21 Prior year Actual	2021-22 Current year Aproved Budget	2021-22 Current year Modified Budget	2021-22 Current year Actual	2022-23 Future year Requested Budget	2022-23 Future year Tentative Budget	CHANGES TO BUDGET
WATER UTILITY FUND										
OTHER REVENUE										
5136500	COVID 19 GRANT	.00	117.48	200.42	.00	.00	.00	.00	.00	
5136580	SHOP LEASE SHARE - G.F.	.00	.00	.00	.00	.00	.00	.00	.00	
5136601	MORTON/SEWER	.00	.00	.00	.00	.00	.00	.00	.00	
5136602	OTHER UTILITY REVENUE	1,491.71	.00	.00	100.00	100.00	.00	.00	.00	
5136603	CHLORINE SALES	.00	.00	.00	.00	.00	.00	.00	.00	
5136604	WATER SAMPLES	504.00	288.00	408.00	500.00	500.00	.00	.00	.00	
5136605	RENT FOR PW BUILDING	1,007.17	1,493.16	1,974.02	900.00	900.00	105.00	.00	.00	
5136610	UTILITY INTEREST INCOME	82,006.22	28,297.29	13,998.99	9,000.00	9,000.00	.00	.00	.00	
5136611	INTEREST INCOME-BOND PROCEEDS	12,970.62	35,456.23	4,106.64	.00	.00	2,574.73	.00	.00	
5136612	LOAN INTEREST	.00	.00	.00	.00	.00	.00	.00	.00	
5136617	CREDIT CARD SERVICE FEE	12,578.63	14,153.35	16,226.28	15,000.00	15,000.00	3,883.76	.00	.00	
5136618	WATER SHARES - BR CANAL LEASED	.00	10,953.65	10,836.71	1,000.00	1,000.00	.00	.00	.00	
5136670	SALE OF FIXED ASSETS	.00	.00	.00	.00	.00	.00	.00	.00	
5136674	SERVICE/CONVENIENCE TURN-ON	10,720.00	8,325.00	7,185.00	10,000.00	10,000.00	1,590.00	.00	.00	
5136675	UTILITY SET UP FEE	3,310.00	4,410.00	4,745.00	4,000.00	4,000.00	900.00	.00	.00	
5136676	LATE FEE - ALL UTILITIES	12,158.33	13,341.82	11,894.70	13,000.00	13,000.00	2,143.56	.00	.00	
5136680	BOND PROCEEDS	3,400,000.00	.00	4,400,000.00	.00	.00	.00	.00	.00	
5136681	PROCEEDS - 2007 CHEV 4 DR TRUC	.00	.00	.00	.00	.00	.00	.00	.00	
5136690	UTILITY IMPROVEMENT REIMBURSM	.00	.00	.00	.00	.00	.00	.00	.00	
5136699	OVER/SHORT	.00	.00	.01-	.00	.00	.00	.00	.00	
Total OTHER REVENUE:		3,536,746.68	116,835.98	4,471,575.75	53,500.00	53,500.00	11,197.05	.00	.00	
UTILITY REVENUE										
5137550	BRWCD	.00	.00	.00	.00	.00	.00	.00	.00	
5137551	BRWCD WIELDING	4,000.00	.00	4,000.00	2,000.00	2,000.00	.00	.00	.00	
5137552	CEDAR RIDGE	.00	.00	.00	.00	.00	.00	.00	.00	
5137610	MISCELLANEOUS INCOME	138.55	.00	.00	.00	.00	.00	.00	.00	
5137710	CULINARY BASE RATE	356,372.60	444,252.25	689,771.50	840,000.00	840,000.00	178,528.49	.00	.00	
5137711	CULINARY USE RATE	1,035,616.04	1,026,207.90	1,154,191.06	1,000,000.00	1,000,000.00	334,197.36	.00	.00	
5137712	CULINARY CONNECTION	29,920.00	49,420.00	89,570.00	35,000.00	35,000.00	16,800.00	.00	.00	
5137713	WATER CONNECTION RESERVE	.00	100.00	.00	100.00	100.00	.00	.00	.00	
5137714	SECONDARY WATER BASE	15,223.10	41,043.02	87,404.23	25,000.00	25,000.00	11,861.45	.00	.00	
5137715	STORM DRAIN	.00	.00	.00	.00	.00	.00	.00	.00	
5137716	SECONDARY USE RATE	.00	.00	30,616.84	100,000.00	100,000.00	40,169.17	.00	.00	
5137721	SEWER CONNECTION EXPENSE	.00	.00	.00	.00	.00	.00	.00	.00	

Account Number	Account Title	2018-19 Prior year 3 Actual	2019-20 Prior year 2 Actual	2020-21 Prior year Actual	2021-22 Current year Aproved Budget	2021-22 Current year Modified Budget	2021-22 Current year Actual	2022-23 Future year Requested Budget	2022-23 Future year Tentative Budget	CHANGES TO BUDGET
5137722	SEWER CONNECTION RESERVE	.00	.00	.00	.00	.00	.00	.00	.00	
5137723	REVENUE FROM SID #1	.00	.00	.00	.00	.00	.00	.00	.00	
5137725	REC BAD DEBT/GARNISHMENT/SERV	10.48	.00	81.14	100.00	100.00	50.04	.00	.00	
5137730	SALES SEWER SERVICE	.00	.00	.00	.00	.00	.00	.00	.00	
5137771	FROM OTHER FUNDS REDEV #3	.00	.00	.00	.00	.00	.00	.00	.00	
5137772	RDA PMT 12.475 ACRES INTERTAPE	.00	.00	.00	.00	.00	.00	.00	.00	
5137773	T&M MANUF-4.223 ACRES-TRIANGLE	.00	.00	.00	.00	.00	.00	.00	.00	
5137774	5 ACRES	.00	.00	.00	.00	.00	.00	.00	.00	
5137775	SALE OF PROPERTY	120,000.00	.00	1,900.00	.00	.00	.00	.00	.00	
Total UTILITY REVENUE:		1,561,280.77	1,561,023.17	2,057,534.77	2,002,200.00	2,002,200.00	581,606.51	.00	.00	
CONTRIBUTIONS & TRANSFERS										
5138830	DEVELOPER CONTRIBUTIONS	.00	.00	.00	.00	.00	.00	.00	.00	
5138840	TRANSFERS FROM OTHER FUNDS	.00	.00	.00	.00	.00	.00	.00	.00	
5138850	REDUCTION IN RESERVE	.00	.00	.00	.00	.00	.00	.00	.00	
5138897	EXCESS FROM RESERVES	.00	.00	.00	4,149,855.00	4,149,855.00	.00	.00	.00	
Total CONTRIBUTIONS & TRANSFERS:		.00	.00	.00	4,149,855.00	4,149,855.00	.00	.00	.00	
IMPACT FEES										
5139715	WATER IMPACT FEES	127,116.00	178,477.01	550,832.00	135,000.00	135,000.00	59,064.00	.00	.00	
5139716	WATER - ZONE 2	.00	.00	.00	.00	.00	.00	.00	.00	
5139725	WW COLLECT - ZONE 1	.00	1.00-	.00	.00	.00	.00	.00	.00	
5139726	WW COLLECT - ZONE 2	.00	.00	.00	.00	.00	.00	.00	.00	
5139897	EXCESS FROM RESERVES	.00	.00	.00	.00	.00	.00	.00	.00	
5139900	IMPACT FEE RESERVE	.00	.00	.00	135,000.00-	135,000.00-	.00	.00	.00	
Total IMPACT FEES:		127,116.00	178,476.01	550,832.00	.00	.00	59,064.00	.00	.00	
TRANSFER TO OTHER FUNDS										
5140898	TRANSFER TO FUND 56	.00	.00	.00	.00	.00	.00	.00	.00	
Total TRANSFER TO OTHER FUNDS:		.00	.00	.00	.00	.00	.00	.00	.00	
WATER DEPARTMENT UTILITY FUND										
5170100	SALARIES	282,945.46	290,498.11	302,738.76	305,600.00	305,600.00	47,424.04	.00	.00	
5170101	OVERTIME WAGES	6,441.94	12,409.12	9,946.95	12,000.00	12,000.00	1,524.75	.00	.00	
5170102	CONTRACT MINUTE TAKER	.00	.00	.00	.00	.00	.00	.00	.00	

Account Number	Account Title	2018-19 Prior year 3 Actual	2019-20 Prior year 2 Actual	2020-21 Prior year Actual	2021-22 Current year Aproved Budget	2021-22 Current year Modified Budget	2021-22 Current year Actual	2022-23 Future year Requested Budget	2022-23 Future year Tentative Budget	CHANGES TO BUDGET
5170103	MERIT	108.30	108.30	54.15	300.00	300.00	.00	.00	.00	
5170104	MERIT	.00	.00	.00	.00	.00	.00	.00	.00	
5170106	DRUG TEST/PHYSICAL	283.00	298.00	495.00	600.00	600.00	50.00	.00	.00	
5170130	BENEFITS	185,290.40	202,597.02	204,097.45	193,000.00	193,000.00	27,933.74	.00	.00	
5170131	UNEMPLOYMENT INSURANCE	.00	.00	.00	.00	.00	.00	.00	.00	
5170140	HSA CONTRIBUTION	3,750.00	3,700.00	4,300.00	1,900.00	1,900.00	950.00	.00	.00	
5170150	VEHICLE MAINTENANCE	2,129.58	9,477.00	2,611.98	4,500.00	4,500.00	137.63	.00	.00	
5170160	HEALTH, SAFETY & WELFARE	37.00	.00	54.45	500.00	500.00	.00	.00	.00	
5170170	WATER METER PURCHASES	.00	.00	.00	.00	.00	.00	.00	.00	
5170171	WATER PURCHASE - BRWCD	.00	.00	.00	.00	.00	.00	.00	.00	
5170172	WATER PURCHASE - W. CORRINE	.00	.00	.00	.00	.00	.00	.00	.00	
5170180	LAB	3,098.84	1,487.51	6,825.73	6,000.00	6,000.00	79.98	.00	.00	
5170190	UNIFORMS	3,113.12	3,116.42	3,186.08	3,500.00	3,500.00	.00	.00	.00	
5170200	WATER CHLORINE	7,473.41	6,933.51	8,125.88	8,000.00	8,000.00	1,785.30	.00	.00	
5170201	GERMER IRRIGATION	428.75	446.25	463.75	400.00	400.00	.00	.00	.00	
5170202	STEVENSEN IRRIGATION	857.50	892.50	927.50	800.00	800.00	.00	.00	.00	
5170203	BEVERLY GIBSON IRRIGATION MAIN	200.00	200.00	200.00	200.00	200.00	.00	.00	.00	
5170204	BRWCD	106,284.15	51,750.00	83,476.20	100,000.00	100,000.00	12,937.50	.00	.00	
5170210	BOOKS & SUBSCRIPTIONS	1,612.00	1,623.00	1,672.00	1,600.00	1,600.00	.00	.00	.00	
5170212	MEMBERSHIPS/DUES	.00	.00	.00	.00	.00	.00	.00	.00	
5170219	PUBLIC WORKS PARKING LOT	.00	.00	.00	.00	.00	.00	.00	.00	
5170220	PUBLIC NOTICES	430.87	364.66	558.31	300.00	300.00	.00	.00	.00	
5170230	TRAVEL	2,150.64	2,784.67	1,826.60	2,500.00	2,500.00	.00	.00	.00	
5170240	OFFICE SUPPLIES & EXPENSES	3,197.51	3,295.27	6,756.14	6,600.00	6,600.00	588.00	.00	.00	
5170241	POSTAGE	16,574.28	18,253.83	15,703.25	18,000.00	18,000.00	2,736.74	.00	.00	
5170243	COPIER/SUPPLIES	2,020.09	2,282.56	2,537.79	3,000.00	3,000.00	236.83	.00	.00	
5170250	SUPPLIES & MAINTENA	76,941.61	82,035.93	87,734.44	75,000.00	75,000.00	9,809.26	.00	.00	
5170251	FUEL	5,731.24	5,480.90	5,087.97	7,000.00	7,000.00	1,572.91	.00	.00	
5170252	TIRES	.00	.00	.00	.00	.00	.00	.00	.00	
5170260	BUILDING & GROUNDS MAINTENANC	1,049.00	132.20	4,471.02	2,000.00	2,000.00	228.80	.00	.00	
5170269	UTILITY - PUB WORKS BUILDING	5,756.25	6,325.31	9,813.84	5,000.00	5,000.00	2,395.93	.00	.00	
5170270	WATER ELECTRIC POWER PUMPING	130,147.72	131,363.27	135,214.84	145,000.00	145,000.00	34,118.38	.00	.00	
5170271	GAS - (QUESTAR)	.00	.00	1,235.89	4,000.00	4,000.00	20.56	.00	.00	
5170274	ADMIN SERVICES CHARGE	.00	.00	.00	.00	.00	.00	.00	.00	
5170280	TELEPHONE	4,799.40	4,160.51	4,900.33	5,700.00	5,700.00	546.08	.00	.00	
5170281	INTERNET	228.60	228.60	240.00	300.00	300.00	61.53	.00	.00	
5170290	RENT OF TREATMENT BUILDING	.00	.00	.00	.00	.00	.00	.00	.00	
5170291	RENT OF SHOP PROPERTY	.00	.00	.00	.00	.00	.00	.00	.00	
5170310	SERVICES DATA PROCESSING	522.43	497.83	527.81	800.00	800.00	49.82	.00	.00	

Account Number	Account Title	2018-19 Prior year 3 Actual	2019-20 Prior year 2 Actual	2020-21 Prior year Actual	2021-22 Current year Aproved Budget	2021-22 Current year Modified Budget	2021-22 Current year Actual	2022-23 Future year Requested Budget	2022-23 Future year Tentative Budget	CHANGES TO BUDGET
5170312	COMPUTER SOFTWARE	9,878.41	10,998.51	10,922.24	12,000.00	12,000.00	9,294.60	.00	.00	
5170313	COMPUTER HARDWARE	1,696.73	4.34	1,431.33	100.00	100.00	.00	.00	.00	
5170320	ENGINEERING	3,646.00	1,215.00	5,278.00	3,000.00	3,000.00	264.00	.00	.00	
5170330	LEGAL	343.75	218.75	2,718.75	1,000.00	1,000.00	.00	.00	.00	
5170331	NIELSON LAWSUIT	.00	.00	.00	.00	.00	.00	.00	.00	
5170332	CONTRACT MINUTE TAKER	4,400.04	4,400.04	4,400.04	4,400.00	4,400.00	800.00	.00	.00	
5170340	ACCOUNTING & AUDITING	5,576.12	5,952.68	11,891.08	8,800.00	8,800.00	.00	.00	.00	
5170341	ACCOUNTING ASSISTANCE	.00	.00	.00	.00	.00	.00	.00	.00	
5170345	BANK FEES	.00	.00	.00	.00	.00	.00	.00	.00	
5170347	CREDIT CARD SERVICE FEE	15,514.23	18,293.65	12,834.13	7,000.00	7,000.00	728.81	.00	.00	
5170360	EDUCATION	923.00	695.00	1,878.00	2,000.00	2,000.00	.00	.00	.00	
5170370	WATER DEPT PROFESSIONAL	.00	.00	.00	1,000.00	1,000.00	.00	.00	.00	
5170380	WATER SAMPLES	324.00	6,314.00	1,464.00	3,500.00	3,500.00	324.00	.00	.00	
5170410	INSURANCE	11,697.42	12,995.34	16,588.80	14,400.00	14,400.00	13,753.96	.00	.00	
5170415	INTEREST EXPENSE	.00	.00	.00	.00	.00	.00	.00	.00	
5170420	CARES ACT (COVID 19)	.00	117.48	200.42	.00	.00	.00	.00	.00	
5170430	FMHA WTR 349,000 LOAN INTEREST	.00	.00	.00	.00	.00	.00	.00	.00	
5170431	SET UP FEE ON BORROWING	.00	.00	.00	.00	.00	.00	.00	.00	
5170432	WR 440,000 LOAN INTEREST	.00	.00	.00	.00	.00	.00	.00	.00	
5170433	RDA #3 PROJECT LOAN INTEREST	.00	.00	.00	.00	.00	.00	.00	.00	
5170434	MFA-WTR 475,000 LOAN INTEREST	.00	.00	.00	.00	.00	.00	.00	.00	
5170440	INTEREST TAX ANTICIPATION	.00	.00	.00	.00	.00	.00	.00	.00	
5170450	MISCELLANEOUS SUPPLIES	.00	.00	.00	.00	.00	.00	.00	.00	
5170460	MISCELLANEOUS SERVICES	1,553.90	2,316.35	1,639.35	2,000.00	2,000.00	541.34	.00	.00	
5170461	BEAR RIVER HEALTH DEPT.	.00	.00	.00	.00	.00	.00	.00	.00	
5170462	BLUE STAKES	.00	.00	.00	.00	.00	.00	.00	.00	
5170463	PORTAGE LAB WORK	.00	.00	.00	.00	.00	.00	.00	.00	
5170480	BAD DEBTS EXPENSE	160.00-	246.15	50.00-	300.00	300.00	35.00-	.00	.00	
5170481	BAD DEBT - SECONDARY WATER	.00	.00	.00	.00	.00	.00	.00	.00	
5170499	EQUIPMENT LESS THAN $5000	.00	.00	.00	.00	.00	.00	.00	.00	
5170500	COMPUTERS	.00	.00	.00	.00	.00	.00	.00	.00	
5170501	MOWER	.00	.00	.00	.00	.00	.00	.00	.00	
5170502	HOE UPGRADE	11,593.91	8,000.00	10,250.00	12,000.00	12,000.00	.00	.00	.00	
5170503	CIVIC CENTER BUILDING	.00	.00	.00	.00	.00	.00	.00	.00	
5170504	CASELLE	.00	.00	.00	.00	.00	.00	.00	.00	
5170505	TRIPOD	.00	.00	.00	.00	.00	.00	.00	.00	
5170506	PLOTTER	.00	.00	.00	.00	.00	.00	.00	.00	
5170507	PUMP HOUSE	.00	.00	.00	.00	.00	.00	.00	.00	
5170508	CITY SHOP	.00	.00	.00	.00	.00	.00	.00	.00	

Account Number	Account Title	2018-19 Prior year 3 Actual	2019-20 Prior year 2 Actual	2020-21 Prior year Actual	2021-22 Current year Aproved Budget	2021-22 Current year Modified Budget	2021-22 Current year Actual	2022-23 Future year Requested Budget	2022-23 Future year Tentative Budget	CHANGES TO BUDGET
5170509	CITY SHOP - MALT-O-MEAL	.00	.00	.00	.00	.00	.00	.00	.00	
5170510	WATER CAPITAL IMPROVEMENTS	.00	.00	.00	.00	.00	.00	.00	.00	
5170511	2000 UTILITY IMPROVEMENTS	.00	.00	.00	.00	.00	.00	.00	.00	
5170512	FACILITIES/IMPACT FEE	.00	768.00	5,082.00	10,500.00	10,500.00	1,965.00	.00	.00	
5170513	SECONDARY WATER	.00	.00	.00	.00	.00	.00	.00	.00	
5170519	PUBLIC WORKS PARKING LOT	.00	.00	.00	.00	.00	.00	.00	.00	
5170520	UP GRADE PUMP STATION	.00	.00	.00	.00	.00	.00	.00	.00	
5170521	VEHICLE LEASE 1996 FORD TRUCK	.00	.00	.00	.00	.00	.00	.00	.00	
5170522	ZIONS LEASE - MOW TRACTOR/EQUI	.00	.00	.00	.00	.00	.00	.00	.00	
5170523	2006 CHEV SILVERADO PICKUP	.00	.00	.00	.00	.00	.00	.00	.00	
5170524	PW DIR 2006 CHEV SILVERADO TRK	.00	.00	.00	.00	.00	.00	.00	.00	
5170530	IOWA STRING WATER IMPROVEMENT	.00	.00	.00	.00	.00	.00	.00	.00	
5170531	12.475 ACRES-SHOP/KING/WATER S	.00	.00	.00	.00	.00	.00	.00	.00	
5170532	4.223 ACRES-SHOP/KING/WATER SO	.00	.00	.00	.00	.00	.00	.00	.00	
5170533	5 ACRES-SHOP/KING/WATER SOURC	.00	.00	.00	.00	.00	.00	.00	.00	
5170540	PURCHASES OF EQUIPMENT - TANK	.00	.00	.00	.00	.00	.00	.00	.00	
5170541	VEHICLE PURCHASE	.00	.00	.00	35,000.00	35,000.00	.00	.00	.00	
5170550	COMBINED WITH 7053002	.00	.00	.00	.00	.00	.00	.00	.00	
5170560	WATER DEPRECIATION	202,965.42	198,880.46	.00	200,000.00	200,000.00	.00	.00	.00	
5170570	WATER METER- NEW & REPLACEME	123,117.30	84,112.74	225,343.30	200,000.00	200,000.00	15,038.56	.00	.00	
5170571	TANK	.00	.00	.00	.00	.00	.00	.00	.00	
5170572	SECONDARY WATER RIGHTS/PUMP	.00	.00	.00	.00	.00	.00	.00	.00	
5170580	TREMONT STREET WATER LINE	.00	.00	.00	.00	.00	.00	.00	.00	
5170591	BRWCD WATER PROJECT	.00	.00	.00	.00	.00	.00	.00	.00	
5170592	WEST CORINNE BOOSTER	.00	.00	.00	.00	.00	.00	.00	.00	
5170593	CORBETT WATER LINE	.00	.00	.00	.00	.00	.00	.00	.00	
5170594	DISTRICT/UDOT WATER SYSTEM	.00	.00	.00	.00	.00	.00	.00	.00	
5170610	ZIONS - TANK/BRWCD - 790,000	.00	.00	.00	.00	.00	.00	.00	.00	
5170611	1ST SEC MFA-$475K WATER/SEWER	.00	.00	.00	.00	.00	.00	.00	.00	
5170612		.00	.00	.00	.00	.00	.00	.00	.00	
5170613	ZIONS-WATER REV - FMHA	.00	.00	.00	.00	.00	.00	.00	.00	
5170614	SID WATER RESCOURCES-$140k	.00	.00	.00	.00	.00	.00	.00	.00	
5170615	140K SID WATER RESOURCES	.00	.00	.00	.00	.00	.00	.00	.00	
5170616	2006 CHEV SILVERADO LEASE PAY	.00	.00	.00	.00	.00	.00	.00	.00	
5170617	PW DIR 2006 CHEV TRUCK LEASE	.00	.00	.00	.00	.00	.00	.00	.00	
5170701	CAPITAL ENGINEERING	7,330.85	62.00	2,115.00	1,500.00	1,500.00	.00	.00	.00	
5170705	REAL PROPERTY ACQUISITION	264.00	.00	.00	.00	.00	.00	.00	.00	
5170706	EQUIPMENT GREATER THAN $5000	.00	14,167.78	6,447.72	23,600.00	23,600.00	.00	.00	.00	
5170710	PUBLIC WORKS PARKING LOT	.00	.00	.00	.00	.00	.00	.00	.00	

Account Number	Account Title	2018-19 Prior year 3 Actual	2019-20 Prior year 2 Actual	2020-21 Prior year Actual	2021-22 Current year Aproved Budget	2021-22 Current year Modified Budget	2021-22 Current year Actual	2022-23 Future year Requested Budget	2022-23 Future year Tentative Budget	CHANGES TO BUDGET
5170711	NEW WELL	.00	.00	.00	.00	.00	.00	.00	.00	
5170712	NEW TANK	.00	.00	.00	.00	.00	.00	.00	.00	
5170750	WATER CONSTRUCTION	121,132.36	71,983.77	.00	.00	.00	.00	.00	.00	
5170801	LEASE - MOW TRACTOR #9037	.00	.00	.00	.00	.00	.00	.00	.00	
5170802	LEASE 2006 SILVERADO #9039	.00	.00	.00	.00	.00	.00	.00	.00	
5170803	LEASE 2007 CHEV TRUCK #9041	.00	.00	.00	.00	.00	.00	.00	.00	
5170804	LEASE - 20XX SERVICE TRUCK	.00	.00	.00	.00	.00	.00	.00	.00	
5170805	VACTOR TRUCK	.00	.00	.00	.00	.00	.00	.00	.00	
5170806	TRUCK PURCHASE	.00	.00	.00	.00	.00	.00	.00	.00	
5170810	ZIONS-WATER REVE - FMHA	.00	.00	.00	.00	.00	.00	.00	.00	
5170871	INTEREST EXPENSE	.00	.00	.00	.00	.00	.00	.00	.00	
5170872	FMHA WTR 349,000 LOAN INTEREST	.00	.00	.00	.00	.00	.00	.00	.00	
5170901	CORR BILLING ERROR - LONG TERM	.00	.00	.00	.00	.00	.00	.00	.00	
5170902	INTERFUND LOAN/RDA #3 & #2	.00	.00	.00	.00	.00	.00	.00	.00	
5170903	LOAN OVERPAYMENT REFUND	.00	.00	.00	.00	.00	.00	.00	.00	
5170905	DO NOT USE	.00	.00	.00	.00	.00	.00	.00	.00	
5170991	PENSION EXPENSE - ACTUARY CALC	.00	.00	.00	.00	.00	.00	.00	.00	
5170995	BUD TO GAAP - INTERFUND LOANS	.00	.00	.00	.00	.00	.00	.00	.00	
5170998	BUDGET TO GAAP - PRINCIPAL PAY	.00	.00	.00	.00	.00	.00	.00	.00	
5170999	BUDGET TO GAAP - CAPITAL OUTLA	.00	.00	.00	.00	.00	.00	.00	.00	
	Total WATER DEPARTMENT UTILITY FUND:	1,375,400.53	1,284,484.32	1,226,218.27	1,456,200.00	1,456,200.00	187,863.05	.00	.00	
SEWER DEPARTMENT										
5171100	SALARIES	.00	.00	.00	.00	.00	.00	.00	.00	
5171101	OVERTIME WAGES	.00	.00	.00	.00	.00	.00	.00	.00	
5171102	WAGES TRAINING & EDUCATION	.00	.00	.00	.00	.00	.00	.00	.00	
5171103	MERIT	.00	.00	.00	.00	.00	.00	.00	.00	
5171130	BENEFITS	.00	.00	.00	.00	.00	.00	.00	.00	
5171150	VEHICLE MAINTENANCE	.00	.00	.00	.00	.00	.00	.00	.00	
5171190	LAUNDRY	.00	.00	.00	.00	.00	.00	.00	.00	
5171200	WATER MATERIALS	.00	.00	.00	.00	.00	.00	.00	.00	
5171201	SAFETY SUPPLIES	.00	.00	.00	.00	.00	.00	.00	.00	
5171220	SAFETY SUPPLIES	.00	.00	.00	.00	.00	.00	.00	.00	
5171230	TRAVEL	.00	.00	.00	.00	.00	.00	.00	.00	
5171240	OFFICE SUPPLIES & EXPENSES	.00	.00	.00	.00	.00	.00	.00	.00	
5171241	POSTAGE	.00	.00	.00	.00	.00	.00	.00	.00	
5171250	EQUIPMENT SUPPLIES & MAINT.	.00	.00	.00	.00	.00	.00	.00	.00	
5171251	FUEL	.00	.00	.00	.00	.00	.00	.00	.00	

Account Number	Account Title	2018-19 Prior year 3 Actual	2019-20 Prior year 2 Actual	2020-21 Prior year Actual	2021-22 Current year Aproved Budget	2021-22 Current year Modified Budget	2021-22 Current year Actual	2022-23 Future year Requested Budget	2022-23 Future year Tentative Budget	CHANGES TO BUDGET
5171260	BUILDING & GROUNDS MAINTENANC	.00	.00	.00	.00	.00	.00	.00	.00	
5171270	UTILITIES	.00	.00	.00	.00	.00	.00	.00	.00	
5171280	TELEPHONE	.00	.00	.00	.00	.00	.00	.00	.00	
5171290	RENT OF TREATMENT BUILDING	.00	.00	.00	.00	.00	.00	.00	.00	
5171291	RENT OF SHOP PROPERTY	.00	.00	.00	.00	.00	.00	.00	.00	
5171310	SERVICES DATA PROCESSING	.00	.00	.00	.00	.00	.00	.00	.00	
5171320	ENGINEERING	.00	.00	.00	.00	.00	.00	.00	.00	
5171330	LEGAL	.00	.00	.00	.00	.00	.00	.00	.00	
5171335	MASTER PLAN	.00	.00	.00	.00	.00	.00	.00	.00	
5171340	ACCOUNTING & AUDITING	.00	.00	.00	.00	.00	.00	.00	.00	
5171360	EDUCATION	.00	.00	.00	.00	.00	.00	.00	.00	
5171370	SEWER DEPT PROFESSIONAL	.00	.00	.00	.00	.00	.00	.00	.00	
5171410	INSURANCE	.00	.00	.00	.00	.00	.00	.00	.00	
5171415	DEDUCTIBLE EXPENSE	.00	.00	.00	.00	.00	.00	.00	.00	
5171430	SEWER INTEREST EXPENSE	.00	.00	.00	.00	.00	.00	.00	.00	
5171450	MISCELLANEOUS SUPPLIES	.00	.00	.00	.00	.00	.00	.00	.00	
5171460	MISCELLANEOUS SERVICES	.00	.00	.00	.00	.00	.00	.00	.00	
5171480	BAD DEBTS EXPENSE	.00	.00	.00	.00	.00	.00	.00	.00	
5171490	CAPITAL PROJECTS	.00	.00	.00	.00	.00	.00	.00	.00	
5171500	PURCHASES OF EQUIPMENT	.00	.00	.00	.00	.00	.00	.00	.00	
5171501	MURDOCK CHEV SEWER PROGRAM	.00	.00	.00	.00	.00	.00	.00	.00	
5171502	ASPHALT SAW	.00	.00	.00	.00	.00	.00	.00	.00	
5171511	1200 S UTIL IMPROVEMENTS	.00	.00	.00	.00	.00	.00	.00	.00	
5171512	2500 W SEWER	.00	.00	.00	.00	.00	.00	.00	.00	
5171540	SEWER CLEAN OUT LEASE	.00	.00	.00	.00	.00	.00	.00	.00	
5171560	SEWER DEPRECIATION EXPENSE	.00	.00	.00	.00	.00	.00	.00	.00	
5171610	PRINCIPAL PAYMENTS	.00	.00	.00	.00	.00	.00	.00	.00	
5171700	EQUIPMENT PURCHASE	.00	.00	.00	.00	.00	.00	.00	.00	
5171701	CAPITAL ENGINEERING	.00	.00	.00	.00	.00	.00	.00	.00	
5171801	TELEPHONE LEASE PAYABLE	.00	.00	.00	.00	.00	.00	.00	.00	
5171991	PENSION EXP - ACTUARY CALC	11,845.00	12,495.00	.00	.00	.00	.00	.00	.00	
5171999	BUDGET TO GAAP - CAPITAL OUTLA	.00	.00	.00	.00	.00	.00	.00	.00	
Total SEWER DEPARTMENT:		11,845.00	12,495.00	.00	.00	.00	.00	.00	.00	
STORM DRAIN UTILITY										
5174100	SALARIES	.00	.00	.00	.00	.00	.00	.00	.00	
5174101	OVERTIME WAGES	.00	.00	.00	.00	.00	.00	.00	.00	
5174102	MERIT	.00	.00	.00	.00	.00	.00	.00	.00	

Account Number	Account Title	2018-19 Prior year 3 Actual	2019-20 Prior year 2 Actual	2020-21 Prior year Actual	2021-22 Current year Aproved Budget	2021-22 Current year Modified Budget	2021-22 Current year Actual	2022-23 Future year Requested Budget	2022-23 Future year Tentative Budget	CHANGES TO BUDGET
5174103	MERIT	.00	.00	.00	.00	.00	.00	.00	.00	
5174130	BENEFITS	.00	.00	.00	.00	.00	.00	.00	.00	
5174190	LAUNDRY	.00	.00	.00	.00	.00	.00	.00	.00	
5174201	SAFETY SUPPLIES	.00	.00	.00	.00	.00	.00	.00	.00	
5174230	TRAVEL	.00	.00	.00	.00	.00	.00	.00	.00	
5174240	OFFICE SUPPLIES & EXPENSES	.00	.00	.00	.00	.00	.00	.00	.00	
5174241	POSTAGE	.00	.00	.00	.00	.00	.00	.00	.00	
5174250	EQUIPMENT SUPPLIES & MAINT.	.00	.00	.00	.00	.00	.00	.00	.00	
5174251	FUEL	.00	.00	.00	.00	.00	.00	.00	.00	
5174260	BUILDING & GROUNDS MAINTENANC	.00	.00	.00	.00	.00	.00	.00	.00	
5174270	UTILITIES	.00	.00	.00	.00	.00	.00	.00	.00	
5174280	TELEPHONE	.00	.00	.00	.00	.00	.00	.00	.00	
5174310	SERVICES DATA PROCESSING	.00	.00	.00	.00	.00	.00	.00	.00	
5174320	ENGINEERING	.00	.00	.00	.00	.00	.00	.00	.00	
5174330	LEGAL	.00	.00	.00	.00	.00	.00	.00	.00	
5174340	ACCOUNTING & AUDITING	.00	.00	.00	.00	.00	.00	.00	.00	
5174360	EDUCATION	.00	.00	.00	.00	.00	.00	.00	.00	
5174410	INSURANCE	.00	.00	.00	.00	.00	.00	.00	.00	
5174450	MISCELLANEOUS SUPPLIES	.00	.00	.00	.00	.00	.00	.00	.00	
5174460	MISCELLANEOUS SERVICES	.00	.00	.00	.00	.00	.00	.00	.00	
5174500	PURCHASE OF EQUIPMENT	.00	.00	.00	.00	.00	.00	.00	.00	
5174501	STORM DRAIN	.00	.00	.00	.00	.00	.00	.00	.00	
5174502	STORM DRAIN STUDY	.00	.00	.00	.00	.00	.00	.00	.00	
5174700	EQUIPMENT PURCHASE	.00	.00	.00	.00	.00	.00	.00	.00	
	Total STORM DRAIN UTILITY:	.00	.00	.00	.00	.00	.00	.00	.00	
CAPITAL PROJECTS - WATER										
5176206	WATER - ZONE 1	.00	.00	.00	.00	.00	.00	.00	.00	
5176208	WATER - ZONE 2	.00	.00	.00	.00	.00	.00	.00	.00	
5176210	ZIONS - WATER TANK - 790,000	.00	.00	.00	.00	.00	.00	.00	.00	
5176215	ZIONS - WATER TANK INTEREST	.00	.00	.00	.00	.00	.00	.00	.00	
	Total CAPITAL PROJECTS - WATER:	.00	.00	.00	.00	.00	.00	.00	.00	
CAPITAL PROJECTS - WW COLLECT										
5177206	WW COLLECT - ZONE 1	.00	.00	.00	.00	.00	.00	.00	.00	
5177208	WW COLLECT - ZONE 2	.00	.00	.00	.00	.00	.00	.00	.00	

Account Number	Account Title	2018-19 Prior year 3 Actual	2019-20 Prior year 2 Actual	2020-21 Prior year Actual	2021-22 Current year Aproved Budget	2021-22 Current year Modified Budget	2021-22 Current year Actual	2022-23 Future year Requested Budget	2022-23 Future year Tentative Budget	CHANGES TO BUDGET
Total CAPITAL PROJECTS - WW COLLECT:		.00	.00	.00	.00	.00	.00	.00	.00	
SECONDARY WATER										
5180100	SALARY	4,986.77	7,098.39	5,767.23	5,800.00	5,800.00	1,609.99	.00	.00	
5180101	OVERTIME WAGES	82.86	1,184.61	236.34	3,000.00	3,000.00	158.76	.00	.00	
5180102	MERIT	.00	.00	.00	.00	.00	.00	.00	.00	
5180130	BENEFITS	3,592.41	5,339.58	4,264.67	4,900.00	4,900.00	1,417.83	.00	.00	
5180170	WATER METER PURCHASES	167,300.00	121,537.78	32,156.25	50,000.00	50,000.00	.00	.00	.00	
5180200	DO NOT USE	.00	.00	.00	.00	.00	.00	.00	.00	
5180201	SAFETY SUPPLIES	.00	.00	.00	200.00	200.00	.00	.00	.00	
5180230	TRAVEL	.00	.00	.00	.00	.00	.00	.00	.00	
5180240	OFFICE SUPPLIES & EXPENSES	.00	.00	.00	.00	.00	.00	.00	.00	
5180241	POSTAGE	.00	.00	.00	.00	.00	.00	.00	.00	
5180250	SUPPLIES & MAINT.	3,202.32	10,777.26	13,536.32	12,000.00	12,000.00	2,081.66	.00	.00	
5180251	FUEL	994.83	1,125.12	1,570.45	1,000.00	1,000.00	536.06	.00	.00	
5180270	PUMPING POWER COST	5,806.70	8,760.22	21,101.07	20,000.00	20,000.00	8,081.86	.00	.00	
5180280	TELEPHONE	.00	.00	.00	.00	.00	.00	.00	.00	
5180300	SECONDARY WATER O&M COSTS	.00	.00	.00	.00	.00	.00	.00	.00	
5180320	ENGINEERING	5,707.50	1,536.00	4,005.00	1,000.00	1,000.00	2,768.25	.00	.00	
5180330	LEGAL	1,833.98	.00	62.50	.00	.00	.00	.00	.00	
5180360	EDUCATION	.00	.00	.00	.00	.00	.00	.00	.00	
5180370	OTHER PROFESSIONAL & TECHNICA	1,000.00	629.25	2,690.00	.00	.00	.00	.00	.00	
5180400	DO NOT USE	.00	.00	.00	.00	.00	.00	.00	.00	
5180401	DO NOT USE	.00	.00	.00	.00	.00	.00	.00	.00	
5180460	WATER SHARES	749.36	9,948.02	11,908.84	12,000.00	12,000.00	.00	.00	.00	
5180462	DO NOT USE	.00	.00	.00	.00	.00	.00	.00	.00	
5180490	DO NOT USE	.00	.00	.00	.00	.00	.00	.00	.00	
5180500	DO NOT USE	.00	.00	.00	.00	.00	.00	.00	.00	
5180501	EQUIPMENT LESS THAN $5000	.00	.00	.00	1,000.00	1,000.00	.00	.00	.00	
5180512	FACILITIES/IMPACT FEE	.00	.00	.00	10,500.00	10,500.00	1,800.00	.00	.00	
5180560	SECONDARY WATER DEPRECIATION	.00	61,029.70	.00	170,000.00	170,000.00	.00	.00	.00	
5180700	EQUIPMENT PURCHASE	.00	.00	.00	.00	.00	.00	.00	.00	
5180701	CAPITAL ENGINEERING	43,318.75	11,988.00	62,227.25	6,000.00	6,000.00	47.00	.00	.00	
5180705	REAL PROPERTY ACQUISITION	6,000.00	.00	88,188.98	.00	.00	2,800.00	.00	.00	
5180706	EQUIPMENT GREATER THAN $5000	.00	8,846.25	.00	.00	.00	.00	.00	.00	
5180715	ACQUISITION OF WATER SHARES	1,013,965.58	496,980.00	124,400.00	100,000.00	100,000.00	217.51	.00	.00	
5180750	SECONDARY WATER CONSTRUCTIO	850,737.16	8,659.22	46,496.64	50,000.00	50,000.00	.00	.00	.00	
5180751	CONSTRUCTION BOND 2019 SERIES	1,129,269.62	1,842,182.61	3,368.33	.00	.00	.00	.00	.00	

Account Number	Account Title	2018-19 Prior year 3 Actual	2019-20 Prior year 2 Actual	2020-21 Prior year Actual	2021-22 Current year Aproved Budget	2021-22 Current year Modified Budget	2021-22 Current year Actual	2022-23 Future year Requested Budget	2022-23 Future year Tentative Budget	CHANGES TO BUDGET
5180752	CONSTRUCTION BOND 2021 SERIES	.00	.00	898,502.18	3,653,355.00	3,653,355.00	.00	.00	.00	
5180810	BOND PRINCIPAL 2019 SERIES	.00	.00	205,000.00	211,000.00	211,000.00	.00	.00	.00	
5180811	BOND PRINCIPAL 2021 SERIES	.00	.00	.00	239,000.00	239,000.00	.00	.00	.00	
5180871	BOND INTEREST 2019 SERIES	.00	87,653.51	85,748.00	80,600.00	80,600.00	.00	.00	.00	
5180872	BOND INTEREST 2021 SERIES	.00	.00	.00	110,500.00	110,500.00	.00	.00	.00	
5180890	BOND ISSUANCE COSTS	43,500.00	.00	.00	.00	.00	.00	.00	.00	
5180998	BUDGET TO GAAP - PRINCIPAL PAY	3,400,000.00	.00	.00	.00	.00	.00	.00	.00	
5180999	BUDGET TO GAAP- CAPITAL OUTLAY	.00	.00	.00	.00	.00	.00	.00	.00	
	Total SECONDARY WATER:	6,682,047.84	2,685,275.52	1,611,230.05	4,741,855.00	4,741,855.00	21,518.92	.00	.00	
ADMIN SERVICE CHARGES										
5190905	ADMIN SERVICES CHARGE - WATER	7,800.00	7,600.00	10,600.00	7,500.00	7,500.00	.00	.00	.00	
5190910	ADMIN SERVICE CHARGE SEC WATE	.00	.00	.00	.00	.00	.00	.00	.00	
	Total ADMIN SERVICE CHARGES:	7,800.00	7,600.00	10,600.00	7,500.00	7,500.00	.00	.00	.00	
BUDGET TO GAAP DEBT PROCEEDS										
5199100	CAPITAL ASSET PURCHASES	3,276,030.30-	2,467,004.73-	.00	.00	.00	.00	.00	.00	
5199200	PRINCIPAL LEASE PAYMENTS	.00	.00	.00	.00	.00	.00	.00	.00	
5199400	PRINCIPAL BOND PAYMENTS	.00	.00	.00	.00	.00	.00	.00	.00	
5199500	INTERFUND LOAN	.00	.00	.00	.00	.00	.00	.00	.00	
5199600	LEASE PROCEEDS	.00	.00	.00	.00	.00	.00	.00	.00	
	Total BUDGET TO GAAP DEBT PROCEEDS:	3,276,030.30-	2,467,004.73-	.00	.00	.00	.00	.00	.00	
	WATER UTILITY FUND Revenue Total:	5,225,143.45	1,856,335.16	7,079,942.52	6,205,555.00	6,205,555.00	651,867.56	.00	.00	
	WATER UTILITY FUND Expenditure Total:	4,801,063.07	1,522,850.11	2,848,048.32	6,205,555.00	6,205,555.00	209,381.97	.00	.00	
	Net Total WATER UTILITY FUND:	424,080.38	333,485.05	4,231,894.20	.00	.00	442,485.59	.00	.00	

Account Number	Account Title	2018-19 Prior year 3 Actual	2019-20 Prior year 2 Actual	2020-21 Prior year Actual	2021-22 Current year Aproved Budget	2021-22 Current year Modified Budget	2021-22 Current year Actual	2022-23 Future year Requested Budget	2022-23 Future year Tentative Budget	CHANGES TO BUDGET
TREATMENT PLANT FUND										
OTHER INTERGOVERNMENTAL REV.										
5234450	SALES - LAB WORK	.00	.00	.00	.00	.00	.00	.00	.00	
	Total OTHER INTERGOVERNMENTAL REV.:	.00	.00	.00	.00	.00	.00	.00	.00	
OTHER INCOME										
5236500	COVID 19 GRANT	.00	117.48	114.51	.00	.00	.00	.00	.00	
5236580	RENT ON SHOP FROM UTILITIES	.00	.00	.00	.00	.00	.00	.00	.00	
5236599	OTHER INCOME	.00	569.04	.00	.00	.00	.00	.00	.00	
5236600	W.L.F. PRETREATMENT	.00	.00	.00	.00	.00	.00	.00	.00	
5236601	AUTOLIV/TREATMENT	.00	.00	.00	.00	.00	.00	.00	.00	
5236602	SALES - LAB WORK	.00	.00	.00	.00	.00	.00	.00	.00	
5236603	MOM EXPENSE REIMBURSEMENT	.00	.00	.00	.00	.00	.00	.00	.00	
5236610	INTEREST EARNINGS	171,565.56	107,153.15	22,803.03	25,000.00	25,000.00	139.22	.00	.00	
5236670	SALE OF FIXED ASSETS	.00	.00	.00	.00	.00	.00	.00	.00	
5236801	LEASE PROCEEDS	.00	.00	.00	.00	.00	.00	.00	.00	
	Total OTHER INCOME:	171,565.56	107,839.67	22,917.54	25,000.00	25,000.00	139.22	.00	.00	
UTILITY REVENUE										
5237711	TREATMENT OVERAGE	682,273.01	619,558.06	622,192.66	625,000.00	625,000.00	92,960.26	.00	.00	
5237712	TREATMENT OVERAGE GARLAND	16,695.30	11,837.81	3,394.00	4,000.00	4,000.00	796.27	.00	.00	
5237725	REC BAD DEBT/GARNISHMENT/SERV	.00	.00	.00	.00	.00	.00	.00	.00	
5237770	SALES TREATMENT TREMONTON	1,041,286.25	1,083,979.87	1,127,758.99	970,000.00	970,000.00	193,785.15	.00	.00	
5237771	SALES TREAT FOR CONTINGENCY	.00	.00	.00	.00	.00	.00	.00	.00	
5237772	SALES SEWER OVERAGE	.00	.00	.00	.00	.00	.00	.00	.00	
5237773	SALE OF COMPOST	6,711.25	9,232.50	8,214.50	6,000.00	6,000.00	1,487.50	.00	.00	
5237780	SALES TREATMENT GARLAND	250,022.83	252,068.10	231,409.10	115,000.00	115,000.00	42,138.70	.00	.00	
5237781	SALES GARLAND CONTINGENCY FUN	.00	.00	.00	.00	.00	.00	.00	.00	
5237782	GARLAND UNREVENUE	.00	.00	.00	.00	.00	.00	.00	.00	
5237783	WEST LIBERTY FOODS	.00	.00	.00	.00	.00	.00	.00	.00	
5237784	TRANS IN TC SHARE/FUND 47	.00	.00	.00	.00	.00	.00	.00	.00	
	Total UTILITY REVENUE:	1,996,988.64	1,976,676.34	1,992,969.25	1,720,000.00	1,720,000.00	331,167.88	.00	.00	
CONTRIBUTIONS & TRANSFERS										
5238897	EXCESS FROM RESERVES	.00	.00	.00	504,800.00	504,800.00	.00	.00	.00	

Account Number	Account Title	2018-19 Prior year 3 Actual	2019-20 Prior year 2 Actual	2020-21 Prior year Actual	2021-22 Current year Aproved Budget	2021-22 Current year Modified Budget	2021-22 Current year Actual	2022-23 Future year Requested Budget	2022-23 Future year Tentative Budget	CHANGES TO BUDGET
5238900	MALT-O-MEAL	.00	.00	.00	.00	.00	.00	.00	.00	
Total CONTRIBUTIONS & TRANSFERS:		.00	.00	.00	504,800.00	504,800.00	.00	.00	.00	
IMPACT FEES										
5239725	IMPACT FEES WWTP	147,451.03	198,531.53	564,401.30	160,000.00	160,000.00	74,959.60	.00	.00	
5239897	EXCESS FROM RESERVES	.00	.00	.00	160,000.00-	160,000.00-	.00	.00	.00	
Total IMPACT FEES:		147,451.03	198,531.53	564,401.30	.00	.00	74,959.60	.00	.00	
TREATMENT PLANT										
5272100	SALARIES	212,778.20	214,176.76	238,700.34	262,900.00	262,900.00	49,851.36	.00	.00	
5272101	OVERTIME WAGES	4,314.04	5,135.57	5,866.68	6,200.00	6,200.00	654.49	.00	.00	
5272102	CONTRACT MINUTE TAKER	.00	.00	.00	.00	.00	.00	.00	.00	
5272103	MERIT	.00	.00	.00	300.00	300.00	.00	.00	.00	
5272104	DRUG TEST/PHYSICAL	155.00	304.00	300.00	400.00	400.00	67.00	.00	.00	
5272130	BENEFITS	146,147.04	149,315.45	161,527.97	150,300.00	150,300.00	25,498.75	.00	.00	
5272131	WORKERS COMP OFFSET	.00	.00	.00	.00	.00	.00	.00	.00	
5272140	HSA CONTRIBUTION	3,700.00	3,700.00	3,700.00	6,100.00	6,100.00	3,050.00	.00	.00	
5272150	VEHICLE MAINTENANCE	.00	.00	.00	.00	.00	.00	.00	.00	
5272160	FUEL	.00	.00	1,456.22	.00	.00	.00	.00	.00	
5272180	LAB	35,439.12	32,450.27	48,002.73	45,000.00	45,000.00	8,356.18	.00	.00	
5272181	LAB SHIPPING	.00	.00	.00	.00	.00	.00	.00	.00	
5272190	UNIFORMS	2,440.97	2,642.73	2,198.47	2,500.00	2,500.00	.00	.00	.00	
5272200	TREATMENT PLANT CHLORINE	10,036.47	6,479.80	10,490.80	8,000.00	8,000.00	1,037.80	.00	.00	
5272201	NUTRIENT REMOVAL CHEMICALS	.00	.00	.00	.00	.00	.00	.00	.00	
5272205	POLYMER	.00	.00	.00	.00	.00	.00	.00	.00	
5272210	BOOKS & SUBSCRIPTIONS	85.00	85.00	85.00	300.00	300.00	.00	.00	.00	
5272220	SAFETY SUPPLIES	37.00	.00	37.38	1,000.00	1,000.00	.00	.00	.00	
5272230	TRAVEL	1,863.70	.00	1,194.12	2,000.00	2,000.00	.00	.00	.00	
5272231	503 TRAVEL	.00	.00	.00	.00	.00	.00	.00	.00	
5272240	OFFICE SUPPLIES & EXPENSES	978.13	1,047.59	1,778.59	2,000.00	2,000.00	489.84	.00	.00	
5272241	POSTAGE	.00	.00	2,218.88	8,500.00	8,500.00	3,365.87	.00	.00	
5272250	SUPPLIES & MAINT.	52,683.80	25,087.52	72,482.59	60,000.00	60,000.00	4,236.74	.00	.00	
5272260	BUILDING & GROUNDS MAINTENANC	4,354.09	271.18	6,980.71	6,000.00	6,000.00	.00	.00	.00	
5272269	UTILITY - PUB WORKS BUILDING	.00	.00	2,809.66	3,300.00	3,300.00	2,946.67	.00	.00	
5272270	UTILITIES	85,209.99	77,330.56	62,260.01	100,000.00	100,000.00	9,602.82	.00	.00	
5272271	GAS - (QUESTAR)	12,331.85	12,429.84	10,683.78	20,000.00	20,000.00	25.29	.00	.00	
5272272	WATER USAGE	.00	.00	.00	.00	.00	.00	.00	.00	

Account Number	Account Title	2018-19 Prior year 3 Actual	2019-20 Prior year 2 Actual	2020-21 Prior year Actual	2021-22 Current year Aproved Budget	2021-22 Current year Modified Budget	2021-22 Current year Actual	2022-23 Future year Requested Budget	2022-23 Future year Tentative Budget	CHANGES TO BUDGET
5272274	ADMIN SERVICES CHARGE	.00	.00	.00	.00	.00	.00	.00	.00	
5272280	TELEPHONE	2,571.21	1,891.13	1,696.16	2,200.00	2,200.00	354.80	.00	.00	
5272281	INTERNET	228.60	228.60	240.00	300.00	300.00	61.53	.00	.00	
5272290	TREATMENT PLANT EQUIP PURCHAS	.00	.00	.00	.00	.00	.00	.00	.00	
5272310	SERVICES DATA PROCESSING	590.43	545.87	575.30	800.00	800.00	53.82	.00	.00	
5272312	COMPUTER SOFTWARE	476.18	866.57	836.80	900.00	900.00	3.60	.00	.00	
5272313	COMPUTER HARDWARE	221.16	1,707.34	.00	1,000.00	1,000.00	.00	.00	.00	
5272320	ENGINEERING	3,150.00	.00	.00	1,000.00	1,000.00	250.00	.00	.00	
5272321	ENGINEERING - MALT-O-MEAL	.00	.00	.00	.00	.00	.00	.00	.00	
5272326	SAND FILTERS OR BIO SELECTOR	.00	.00	.00	.00	.00	.00	.00	.00	
5272330	LEGAL	.00	93.75	.00	100.00	100.00	.00	.00	.00	
5272331	503 LEGAL	.00	.00	.00	.00	.00	.00	.00	.00	
5272332	CONTRACT MINUTE TAKER	4,399.92	4,399.92	4,399.92	4,400.00	4,400.00	800.00	.00	.00	
5272340	ACCOUNTING & AUDITING	6,593.57	6,760.27	5,270.61	10,900.00	10,900.00	.00	.00	.00	
5272347	CREDIT CARD SERVICE FEE	.00	.00	6,407.89	8,300.00	8,300.00	839.16	.00	.00	
5272360	EDUCATION	650.00	177.50	199.00	1,000.00	1,000.00	.00	.00	.00	
5272370	TREATMENT PLT PROFESSIONAL	.00	.00	.00	.00	.00	.00	.00	.00	
5272380	TREATMENT SAMPLES	3,425.50	3,647.00	2,748.00	4,000.00	4,000.00	575.00	.00	.00	
5272410	INSURANCE	15,095.97	14,346.71	13,910.48	16,000.00	16,000.00	15,541.69	.00	.00	
5272415	DEDUCTIBLE EXPENSE	.00	.00	.00	.00	.00	.00	.00	.00	
5272420	CARES ACT (COVID 19)	.00	117.48	114.51	.00	.00	.00	.00	.00	
5272430	TREATMENT PLANT INTEREST	.00	.00	.00	.00	.00	.00	.00	.00	
5272450	PLT MISCELLANEOUS SUPPLIES	.00	.00	.00	.00	.00	.00	.00	.00	
5272460	PLANT SLUDGE REMOVAL	.00	576.02	.00	.00	.00	.00	.00	.00	
5272470	SOLIDS HANDELING - ORDOR CO	.00	.00	.00	.00	.00	.00	.00	.00	
5272480	BAD DEBTS EXPENSE	.00	242.19	.00	.00	.00	.00	.00	.00	
5272500	CAPITAL PURCHASES	.00	.00	.00	.00	.00	.00	.00	.00	
5272501	1200 S OUTFALL LINE WWTP	.00	.00	.00	.00	.00	.00	.00	.00	
5272502	TREATMENT PLANT EXPANSION	.00	.00	.00	.00	.00	.00	.00	.00	
5272503	EQUIPMENT LESS THAN $5000	.00	.00	.00	1,000.00	1,000.00	.00	.00	.00	
5272510	PARSONS PROPERTY PURCHASE	.00	.00	.00	.00	.00	.00	.00	.00	
5272520	DAF	.00	.00	.00	.00	.00	.00	.00	.00	
5272521	ULTRA VIOLET LAMPS & O-RING	.00	.00	.00	.00	.00	.00	.00	.00	
5272525	TREATMENT CAPACITY	.00	.00	.00	.00	.00	.00	.00	.00	
5272530	LAB BUILDING	.00	.00	.00	.00	.00	.00	.00	.00	
5272540	PURCHASES OF EQUIPMENT	.00	.00	.00	.00	.00	.00	.00	.00	
5272550	MALT-O-MEAL	.00	.00	.00	.00	.00	.00	.00	.00	
5272600	TREATMENT PLANT DEPRECIATION	200,070.71	204,238.57	.00	220,000.00	220,000.00	.00	.00	.00	
5272610	BOND PRINCIPAL PAYMENT	.00	.00	.00	.00	.00	.00	.00	.00	

Account Number	Account Title	2018-19 Prior year 3 Actual	2019-20 Prior year 2 Actual	2020-21 Prior year Actual	2021-22 Current year Aproved Budget	2021-22 Current year Modified Budget	2021-22 Current year Actual	2022-23 Future year Requested Budget	2022-23 Future year Tentative Budget	CHANGES TO BUDGET
5272611	DEBT SERVICE RESERVE	.00	.00	.00	.00	.00	.00	.00	.00	
5272612	EMERGENCY REPAIR FUND RESERV	.00	.00	.00	6,000.00	6,000.00	.00	.00	.00	
5272620	A/P PAYMENT ON LOAN UTILITY	.00	.00	.00	.00	.00	.00	.00	.00	
5272700	CAPITAL PURCHASES	.00	.00	.00	.00	.00	.00	.00	.00	
5272701	CAPITAL ENGINEERING	202,241.05	58,148.89	21,077.50	.00	.00	.00	.00	.00	
5272705	REAL PROPERTY ACQUISITION	.00	.00	.00	.00	.00	.00	.00	.00	
5272706	EQUIPMENT GREATER THAN $5000	18,255.69	36,615.03	.00	29,000.00	29,000.00	.00	.00	.00	
5272709	BUILDING IMPROVEMENTS	.00	.00	.00	.00	.00	.00	.00	.00	
5272710	PUBLIC WORKS PARKING LOT	.00	.00	.00	.00	.00	.00	.00	.00	
5272711	SALSNES FILTER	.00	.00	.00	.00	.00	.00	.00	.00	
5272712	AEROTOR - BEARING/CHAINS REPLA	.00	.00	38,030.90	750,000.00	750,000.00	331,704.68	.00	.00	
5272801	TELEPHONE LEASE PAYABLE	.00	.00	.00	.00	.00	.00	.00	.00	
5272810	BOND PRINCIPAL PAYMENT	.00	.00	.00	.00	.00	.00	.00	.00	
5272850	INTEREST - TREATMENT PLANT	.00	.00	.00	.00	.00	.00	.00	.00	
5272851	SALSNA FILTER LEASE	.00	.00	.00	.00	.00	.00	.00	.00	
5272852	NUTRIENT REMOVAL	201,539.22	2,150,566.74	57,942.47	.00	.00	.00	.00	.00	
5272853	SOLID HANDLING	61,434.99	812,595.62	57,226.59	.00	.00	.00	.00	.00	
5272854	INFLUENT SCREEN	.00	183,949.92	63,130.50	200,000.00	200,000.00	.00	.00	.00	
5272901	CORR BILLING ERROR - LONG TERM	.00	.00	.00	.00	.00	.00	.00	.00	
5272905	DO NOT USE	.00	.00	.00	.00	.00	.00	.00	.00	
5272991	PENSION EXP - ACTUARY CALC	11,845.00	12,504.00	.00	.00	.00	.00	.00	.00	
5272998	BUDGET TO GAAP - PRINCIPAL PAY	.00	.00	.00	.00	.00	.00	.00	.00	
5272999	BUDGET TO GAAP - CAPITAL OUTLA	483,470.95-	3,236,136.57-	.00	.00	.00	.00	.00	.00	
Total TREATMENT PLANT:		821,872.65	788,538.82	906,580.56	1,941,700.00	1,941,700.00	459,367.09	.00	.00	
COMPOST OPERATIONS										
5273100	SALARIES	59,149.65	57,918.24	58,424.38	61,000.00	61,000.00	11,832.88	.00	.00	
5273101	OVERTIME WAGES	.00	659.59	1,736.44	2,000.00	2,000.00	.00	.00	.00	
5273102	WAGES TRAINING & EDUCATION	.00	.00	.00	.00	.00	.00	.00	.00	
5273103	MERIT	.00	.00	.00	200.00	200.00	.00	.00	.00	
5273130	BENEFITS	29,314.74	31,221.99	32,415.52	31,100.00	31,100.00	5,973.48	.00	.00	
5273150	VEHICLE MAINTENANCE	.00	.00	.00	.00	.00	.00	.00	.00	
5273160	FUEL	14,171.47	12,164.01	13,241.17	16,000.00	16,000.00	1,741.47	.00	.00	
5273180	LAB	2,671.12	.00	683.32	4,000.00	4,000.00	.00	.00	.00	
5273190	UNIFORMS	891.65	876.99	783.93	800.00	800.00	.00	.00	.00	
5273200	TREATMENT PLANT CHLORINE	.00	.00	.00	.00	.00	.00	.00	.00	
5273205	POLYMER	29,277.16	19,389.69	22,496.53	40,000.00	40,000.00	.00	.00	.00	
5273210	BOOKS & SUBSCRIPTIONS	.00	.00	.00	100.00	100.00	.00	.00	.00	

Account Number	Account Title	2018-19 Prior year 3 Actual	2019-20 Prior year 2 Actual	2020-21 Prior year Actual	2021-22 Current year Aproved Budget	2021-22 Current year Modified Budget	2021-22 Current year Actual	2022-23 Future year Requested Budget	2022-23 Future year Tentative Budget	CHANGES TO BUDGET
5273220	SUPPLIES SUPPLIES	.00	.00	.00	500.00	500.00	.00	.00	.00	
5273230	TRAVEL	931.85	.00	.00	500.00	500.00	.00	.00	.00	
5273240	OFFICE SUPPLIES & EXPENSES	.00	.00	.00	200.00	200.00	.00	.00	.00	
5273241	POSTAGE	.00	.00	.00	.00	.00	.00	.00	.00	
5273250	SUPPLIES & MAINT.	13,889.55	7,797.91	18,094.41	11,000.00	11,000.00	2,553.18	.00	.00	
5273260	BUILDING & GROUNDS MAINTENANC	.00	.00	629.00	2,000.00	2,000.00	.00	.00	.00	
5273270	UTILITIES	33,137.22	30,072.99	24,212.22	35,000.00	35,000.00	3,734.42	.00	.00	
5273271	GAS - (QUESTAR)	4,795.70	4,833.82	3,124.30	7,000.00	7,000.00	.00	.00	.00	
5273272	WATER USAGE	.00	.00	.00	.00	.00	.00	.00	.00	
5273280	TELEPHONE	525.21	541.09	537.10	1,000.00	1,000.00	53.55	.00	.00	
5273312	COMPUTER SOFTWARE	.00	.00	.00	.00	.00	.00	.00	.00	
5273313	COMPUTER HARDWARE	.00	.00	.00	.00	.00	.00	.00	.00	
5273321	ENGINEERING - MALT-O-MEAL	.00	.00	.00	.00	.00	.00	.00	.00	
5273330	LEGAL	.00	.00	.00	.00	.00	.00	.00	.00	
5273340	ACCOUNTING & AUDITING	.00	.00	.00	.00	.00	.00	.00	.00	
5273360	EDUCATION	280.00	.00	.00	500.00	500.00	.00	.00	.00	
5273380	TREATMENT SAMPLES	1,051.50	483.00	483.00	1,500.00	1,500.00	161.00	.00	.00	
5273410	INSURANCE	.00	.00	18.76	.00	.00	.00	.00	.00	
5273430	TREATMENT PLANT INTEREST	.00	.00	.00	.00	.00	.00	.00	.00	
5273460	PLANT SLUDGE REMOVAL	64,743.57	40,694.91	19,278.13	20,000.00	20,000.00	.00	.00	.00	
5273480	BAD DEBTS EXPENSE	.00	.00	.00	.00	.00	.00	.00	.00	
5273500	CAPITAL PURCHASES	.00	.00	.00	.00	.00	.00	.00	.00	
5273503	EQUIPMENT LESS THAN $5000	.00	.00	.00	1,000.00	1,000.00	.00	.00	.00	
5273540	SKID LOADER UPGRADE	8,000.00	26,056.70	9,100.00	9,000.00	9,000.00	.00	.00	.00	
5273600	COMPOST DEPRECIATION	29,586.31	29,586.31	.00	32,000.00	32,000.00	.00	.00	.00	
5273610	BOND PRINCIPAL PAYMENT	.00	.00	.00	.00	.00	.00	.00	.00	
5273611	DEBT SERVICE RESERVE	.00	.00	.00	.00	.00	.00	.00	.00	
5273612	EMERGENCY REPAIR FUND RESERV	.00	.00	.00	.00	.00	.00	.00	.00	
5273701	CAPITAL ENGINEERING	.00	.00	.00	.00	.00	.00	.00	.00	
5273705	REAL PROPERTY ACQUISITION	.00	.00	.00	.00	.00	.00	.00	.00	
5273706	EQUIPMENT GREATER THAN $5000	.00	16,470.11	.00	5,500.00	5,500.00	.00	.00	.00	
5273801	TELEPHONE LEASE PAYABLE	.00	.00	.00	.00	.00	.00	.00	.00	
5273802	FRONT END LOADER LEASE	11,769.82	.00	17,178.30	17,200.00	17,200.00	.00	.00	.00	
5273803	10-WHEEL DUMP TRUCK	.00	.00	.00	.00	.00	.00	.00	.00	
5273998	BUDGET TO GAAP - PRINCIPAL PAY	.00	.00	.00	.00	.00	.00	.00	.00	
5273999	BUDGET TO GAAP - CAPITAL OUTLA	.00	16,470.11-	.00	.00	.00	.00	.00	.00	
Total COMPOST OPERATIONS:		304,186.52	262,297.24	222,436.51	299,100.00	299,100.00	26,049.98	.00	.00	

Account Number	Account Title	2018-19 Prior year 3 Actual	2019-20 Prior year 2 Actual	2020-21 Prior year Actual	2021-22 Current year Aproved Budget	2021-22 Current year Modified Budget	2021-22 Current year Actual	2022-23 Future year Requested Budget	2022-23 Future year Tentative Budget	CHANGES TO BUDGET
BUDGET TO GAAP DEBT PROCEEDS										
5280100	CAPITAL ASSET PURCHASES	.00	.00	.00	.00	.00	.00	.00	.00	
5280200	PRINCIPAL LEASE PAYMENTS	.00	.00	.00	.00	.00	.00	.00	.00	
5280300	DEBT PROCEEDS	.00	.00	.00	.00	.00	.00	.00	.00	
5280400	PRINCIPAL BOND PAYMENTS	.00	.00	.00	.00	.00	.00	.00	.00	
5280500	LOSS ON ASSETS - SEWAGE PLANT	.00	.00	.00	.00	.00	.00	.00	.00	
Total BUDGET TO GAAP DEBT PROCEEDS:		.00	.00	.00	.00	.00	.00	.00	.00	
ADMIN SERVICE CHARGES										
5290905	ADMIN SERVICES CHARGE	8,500.00	8,200.00	6,000.00	9,000.00	9,000.00	.00	.00	.00	
Total ADMIN SERVICE CHARGES:		8,500.00	8,200.00	6,000.00	9,000.00	9,000.00	.00	.00	.00	
TREATMENT PLANT FUND Revenue Total:		2,316,005.23	2,283,047.54	2,580,288.09	2,249,800.00	2,249,800.00	406,266.70	.00	.00	
TREATMENT PLANT FUND Expenditure Total:		1,134,559.17	1,059,036.06	1,135,017.07	2,249,800.00	2,249,800.00	485,417.07	.00	.00	
Net Total TREATMENT PLANT FUND:		1,181,446.06	1,224,011.48	1,445,271.02	.00	.00	79,150.37-	.00	.00	

Account Number	Account Title	2018-19 Prior year 3 Actual	2019-20 Prior year 2 Actual	2020-21 Prior year Actual	2021-22 Current year Aproved Budget	2021-22 Current year Modified Budget	2021-22 Current year Actual	2022-23 Future year Requested Budget	2022-23 Future year Tentative Budget	CHANGES TO BUDGET
SPECIAL IMPROVEMENT DISTRICT										
REVENUE										
5330110	REVENUE FROM SID #1 SERVICES	.00	.00	.00	.00	.00	.00	.00	.00	
5330610	INTEREST EARNING	.00	.00	.00	.00	.00	.00	.00	.00	
Total REVENUE:		.00	.00	.00	.00	.00	.00	.00	.00	
CONTRIBUTIONS & TRANSFERS										
5331897	EXCESS FROM RESERVES	.00	.00	.00	.00	.00	.00	.00	.00	
Total CONTRIBUTIONS & TRANSFERS:		.00	.00	.00	.00	.00	.00	.00	.00	
DEPARTMENT: 70										
5370250	EQUIPMENT, SUPPLIES & MAINTENA	.00	.00	.00	.00	.00	.00	.00	.00	
Total DEPARTMENT: 70:		.00	.00	.00	.00	.00	.00	.00	.00	
SPECIAL IMPROVEMENT DISTRICT										
5379212	MEMBERSHIPS/DUES	.00	.00	.00	.00	.00	.00	.00	.00	
5379250	EQUIPMENT, SUPPLIES & MAINTENA	.00	.00	.00	.00	.00	.00	.00	.00	
5379320	ENGINEERING	.00	.00	.00	.00	.00	.00	.00	.00	
5379460	MISCELLANEOUS SERVICES	.00	.00	.00	.00	.00	.00	.00	.00	
5379550	WATER LINE EXTENSION SID #1	.00	.00	.00	.00	.00	.00	.00	.00	
5379560	DEPRECIATION EXPENSE	.00	.00	.00	.00	.00	.00	.00	.00	
5379900	DEBT WATER UTILITY	.00	.00	.00	.00	.00	.00	.00	.00	
5379997	BUDGET TO GAAP DEPRECIATE EXP	.00	.00	.00	.00	.00	.00	.00	.00	
5379998	BUDGET TO GAAP - PRINCIPAL PAY	.00	.00	.00	.00	.00	.00	.00	.00	
5379999	CAPITAL CONTRIBUTION	.00	.00	.00	.00	.00	.00	.00	.00	
Total SPECIAL IMPROVEMENT DISTRICT:		.00	.00	.00	.00	.00	.00	.00	.00	
BUDGET TO GAAP DEBT PROCEEDS										
5380400	PRINCIPAL BOND PAYMENT	.00	.00	.00	.00	.00	.00	.00	.00	
Total BUDGET TO GAAP DEBT PROCEEDS:		.00	.00	.00	.00	.00	.00	.00	.00	
SPECIAL IMPROVEMENT DISTRICT Revenue Total:		.00	.00	.00	.00	.00	.00	.00	.00	
SPECIAL IMPROVEMENT DISTRICT Expenditure Total:										

Account Number	Account Title	2018-19 Prior year 3 Actual	2019-20 Prior year 2 Actual	2020-21 Prior year Actual	2021-22 Current year Aproved Budget	2021-22 Current year Modified Budget	2021-22 Current year Actual	2022-23 Future year Requested Budget	2022-23 Future year Tentative Budget	CHANGES TO BUDGET
		.00	.00	.00	.00	.00	.00	.00	.00	
Net Total SPECIAL IMPROVEMENT DISTRICT:		.00	.00	.00	.00	.00	.00	.00	.00	

Account Number	Account Title	2018-19 Prior year 3 Actual	2019-20 Prior year 2 Actual	2020-21 Prior year Actual	2021-22 Current year Aproved Budget	2021-22 Current year Modified Budget	2021-22 Current year Actual	2022-23 Future year Requested Budget	2022-23 Future year Tentative Budget	CHANGES TO BUDGET
SEWER FUND										
OTHER REVENUE										
5436601	MORTON/SEWER	.00	.00	.00	.00	.00	.00	.00	.00	
5436602	OTHER UTILITY REVENUE	.00	.00	.00	.00	.00	.00	.00	.00	
5436610	INTEREST EARNING	22,023.58	15,854.03	4,550.68	5,000.00	5,000.00	.00	.00	.00	
5436680	LOAN PROCEEDS	.00	.00	.00	.00	.00	.00	.00	.00	
Total OTHER REVENUE:		22,023.58	15,854.03	4,550.68	5,000.00	5,000.00	.00	.00	.00	
UTILITY REVENUE										
5437721	SEWER CONNECTION	7,900.00	7,700.00	15,616.62	8,000.00	8,000.00	3,700.00	.00	.00	
5437722	SEWER CONNECTION RESERVE	.00	.00	.00	.00	.00	.00	.00	.00	
5437730	SALES SEWER SERVICE	202,404.05	211,071.76	219,538.39	220,000.00	220,000.00	37,727.20	.00	.00	
Total UTILITY REVENUE:		210,304.05	218,771.76	235,155.01	228,000.00	228,000.00	41,427.20	.00	.00	
CONTRIBUTIONS & TRANSFERS										
5438830	DEVELOPER CONTRIBUTIONS	.00	.00	.00	.00	.00	.00	.00	.00	
5438840	TRANSFERS FROM OTHER FUNDS	.00	.00	.00	.00	.00	.00	.00	.00	
5438850	REDUCTION IN RESERVE	.00	.00	.00	.00	.00	.00	.00	.00	
5438897	EXCESS FROM RESERVES	.00	.00	.00	373,100.00	373,100.00	.00	.00	.00	
5438900	IMPACT FEE RESERVE	.00	.00	.00	.00	.00	.00	.00	.00	
Total CONTRIBUTIONS & TRANSFERS:		.00	.00	.00	373,100.00	373,100.00	.00	.00	.00	
IMPACT FEES										
5439725	SEWER COLLECTION - IMPACT FEE	31,600.00	38,236.00	109,666.69	45,000.00	45,000.00	10,744.00	.00	.00	
5439897	EXCESS FROM RESERVES	.00	.00	.00	133,800.00	133,800.00	.00	.00	.00	
Total IMPACT FEES:		31,600.00	38,236.00	109,666.69	178,800.00	178,800.00	10,744.00	.00	.00	
DEPARTMENT: 40										
5440706	EQUIPMENT GREATER THAN $5000	.00	.00	.00	.00	.00	.00	.00	.00	
Total DEPARTMENT: 40:		.00	.00	.00	.00	.00	.00	.00	.00	
SEWER DEPARTMENT										
5471100	SALARIES	42,150.58	42,819.92	47,113.91	51,500.00	51,500.00	8,122.21	.00	.00	

Account Number	Account Title	2018-19 Prior year 3 Actual	2019-20 Prior year 2 Actual	2020-21 Prior year Actual	2021-22 Current year Aproved Budget	2021-22 Current year Modified Budget	2021-22 Current year Actual	2022-23 Future year Requested Budget	2022-23 Future year Tentative Budget	CHANGES TO BUDGET
5471101	OVERTIME WAGES	175.64	397.09	1,104.40	2,000.00	2,000.00	.00	.00	.00	
5471102	WAGES TRAINING & EDUCATION	.00	.00	.00	.00	.00	.00	.00	.00	
5471103	MERIT	.00	.00	.00	100.00	100.00	.00	.00	.00	
5471106	DRUG TEST/PHYSICL	.00	.00	.00	.00	.00	.00	.00	.00	
5471130	BENEFITS	21,118.84	23,248.50	27,107.32	27,000.00	27,000.00	3,335.51	.00	.00	
5471150	VEHICLE MAINTENANCE	.00	.00	.00	.00	.00	.00	.00	.00	
5471190	UNIFORMS	891.65	877.01	783.96	1,600.00	1,600.00	.00	.00	.00	
5471201	SAFETY SUPPLIES	.00	.00	37.38	1,000.00	1,000.00	.00	.00	.00	
5471220	PUBLIC NOTICES	.00	.00	.00	.00	.00	.00	.00	.00	
5471230	TRAVEL	673.64	693.85	1,244.12	1,000.00	1,000.00	.00	.00	.00	
5471240	OFFICE SUPPLIES & EXPENSES	318.84	596.22	493.80	1,000.00	1,000.00	201.25	.00	.00	
5471241	POSTAGE	.00	.00	654.46	1,000.00	1,000.00	402.27	.00	.00	
5471250	SUPPLIES & MAINT.	2,563.01	4,374.86	13,134.55	12,000.00	12,000.00	.00	.00	.00	
5471251	FUEL	4,857.79	4,345.15	4,673.39	5,000.00	5,000.00	687.47	.00	.00	
5471260	BUILDING & GROUNDS MAINTENANC	.00	.00	.00	.00	.00	.00	.00	.00	
5471269	UTILITY - PUB WORKS BUILDING	.00	.00	335.80	400.00	400.00	352.17	.00	.00	
5471270	UTILITIES	.00	.00	.00	.00	.00	.00	.00	.00	
5471271	GAS - (QUESTAR)	.00	.00	342.29	600.00	600.00	3.02	.00	.00	
5471274	ADMIN SERVICES CHARGE	.00	.00	.00	.00	.00	.00	.00	.00	
5471280	TELEPHONE	329.50	337.32	315.02	500.00	500.00	95.83	.00	.00	
5471281	INTERNET	.00	.00	.00	.00	.00	.00	.00	.00	
5471290	RENT OF TREATMENT BUILDING	.00	.00	.00	.00	.00	.00	.00	.00	
5471291	RENT OF SHOP PROPERTY	.00	.00	.00	.00	.00	.00	.00	.00	
5471310	SERVICES DATA PROCESSING	.00	.00	.00	.00	.00	.00	.00	.00	
5471312	COMPUTER SOFTWARE	.00	.00	.00	.00	.00	.00	.00	.00	
5471313	COMPUTER HARDWARE	.00	.00	.00	.00	.00	.00	.00	.00	
5471320	ENGINEERING	.00	3,741.50	2,064.00	300.00	300.00	.00	.00	.00	
5471330	LEGAL	.00	.00	.00	.00	.00	.00	.00	.00	
5471335	MASTER PLAN	.00	.00	.00	.00	.00	.00	.00	.00	
5471340	ACCOUNTING & AUDITING	855.12	882.76	600.64	1,300.00	1,300.00	.00	.00	.00	
5471347	CREDIT CARD SERVICE FEE	.00	.00	738.80	1,000.00	1,000.00	100.29	.00	.00	
5471360	EDUCATION	.00	177.50	610.00	1,000.00	1,000.00	.00	.00	.00	
5471370	SEWER DEPT PROFESSIONAL	.00	.00	.00	.00	.00	.00	.00	.00	
5471410	INSURANCE	15,120.92	14,106.78	14,380.33	16,700.00	16,700.00	15,949.50	.00	.00	
5471415	DEDUCTIBLE EXPENSE	.00	.00	.00	.00	.00	.00	.00	.00	
5471430	SEWER INTEREST EXPENSE	.00	.00	.00	.00	.00	.00	.00	.00	
5471450	MISCELLANEOUS SUPPLIES	.00	.00	.00	.00	.00	.00	.00	.00	
5471460	MISCELLANEOUS SERVICES	.00	.00	.00	.00	.00	.00	.00	.00	
5471480	BAD DEBTS EXPENSE	.00	51.65	.00	.00	.00	.00	.00	.00	

Account Number	Account Title	2018-19 Prior year 3 Actual	2019-20 Prior year 2 Actual	2020-21 Prior year Actual	2021-22 Current year Aproved Budget	2021-22 Current year Modified Budget	2021-22 Current year Actual	2022-23 Future year Requested Budget	2022-23 Future year Tentative Budget	CHANGES TO BUDGET
5471490	CAPITAL PROJECTS	.00	.00	.00	.00	.00	.00	.00	.00	
5471500	PURCHASE OF EQUIPMENT	.00	.00	.00	.00	.00	.00	.00	.00	
5471502	ASPHALT SAW	.00	.00	.00	.00	.00	.00	.00	.00	
5471503	EQUIPMENT LESS THAN $5000	.00	.00	.00	1,000.00	1,000.00	.00	.00	.00	
5471511	1200 SOUTH UTIL IMPROVEMENTS	.00	.00	.00	.00	.00	.00	.00	.00	
5471512	2500 W SEWER	.00	.00	.00	.00	.00	2,800.00	.00	.00	
5471513	FACILITIES/IMPACT FEE	.00	448.00	2,683.00	8,500.00	8,500.00	.00	.00	.00	
5471540	SEWER CLEAN OUT LEASE	.00	.00	.00	.00	.00	.00	.00	.00	
5471560	SEWER DEPRECIATION	42,483.42	42,963.65	.00	45,000.00	45,000.00	.00	.00	.00	
5471610	PRINCIPAL PAYMENTS	.00	.00	.00	.00	.00	.00	.00	.00	
5471700	EQUIPMENT PURCHASE	.00	.00	.00	.00	.00	.00	.00	.00	
5471701	CAPITAL ENGINEERING	.00	7,574.50	443.00	1,000.00	1,000.00	.00	.00	.00	
5471705	REAL LAND ACQUISITION	.00	.00	.00	.00	.00	.00	.00	.00	
5471706	EQUIPMENT GREATER THAN $5000	.00	.00	.00	3,400.00	3,400.00	.00	.00	.00	
5471750	SEWER CONSTRUCTION	39,113.21	63,693.45	13,652.45	600,000.00	600,000.00	.00	.00	.00	
5471801	TELEPHONE LEASE PAYABLE	.00	.00	.00	.00	.00	.00	.00	.00	
5471802	VACTOR TRUCK	.00	.00	.00	.00	.00	.00	.00	.00	
5471905	DO NOT USE	.00	.00	.00	.00	.00	.00	.00	.00	
5471991	PENSION EXP - ACTUARY CALC	2,153.00	2,275.00	.00	.00	.00	.00	.00	.00	
5471999	BUDGET TO GAAP - CAPITAL OUTLA	39,113.21-	69,414.55-	.00	.00	.00	.00	.00	.00	
	Total SEWER DEPARTMENT:	133,691.95	144,190.16	132,512.62	783,900.00	783,900.00	32,049.52	.00	.00	
ADMIN SERVICE CHARGES										
5490905	ADMIN SERVICES CHARGE	1,500.00	1,200.00	1,000.00	1,000.00	1,000.00	.00	.00	.00	
	Total ADMIN SERVICE CHARGES:	1,500.00	1,200.00	1,000.00	1,000.00	1,000.00	.00	.00	.00	
	SEWER FUND Revenue Total:	263,927.63	272,861.79	349,372.38	784,900.00	784,900.00	52,171.20	.00	.00	
	SEWER FUND Expenditure Total:	135,191.95	145,390.16	133,512.62	784,900.00	784,900.00	32,049.52	.00	.00	
	Net Total SEWER FUND:	128,735.68	127,471.63	215,859.76	.00	.00	20,121.68	.00	.00	

Account Number	Account Title	2018-19 Prior year 3 Actual	2019-20 Prior year 2 Actual	2020-21 Prior year Actual	2021-22 Current year Aproved Budget	2021-22 Current year Modified Budget	2021-22 Current year Actual	2022-23 Future year Requested Budget	2022-23 Future year Tentative Budget	CHANGES TO BUDGET
STORM DRAIN FUND										
OTHER REVENUE										
5536602	OTHER UTILITY REVENUE	.00	.00	.00	.00	.00	.00	.00	.00	
5536610	INTEREST EARNING	19,691.74	10,661.52	3,622.68	4,000.00	4,000.00	.00	.00	.00	
5536680	LOAN PROCEEDS	.00	.00	.00	.00	.00	.00	.00	.00	
5536904	LOAN FROM FUND 40-CAPITAL PROJ	.00	.00	.00	.00	.00	.00	.00	.00	
Total OTHER REVENUE:		19,691.74	10,661.52	3,622.68	4,000.00	4,000.00	.00	.00	.00	
UTILITY REVENUE										
5537715	TRANSFER FROM OTHER FUNDS	.00	.00	.00	.00	.00	.00	.00	.00	
5537716	STORM DRAIN REVENUE	155,030.45	160,947.40	167,061.39	166,000.00	166,000.00	28,515.31	.00	.00	
5537730	STORM DRAIN FEES	.00	.00	.00	.00	.00	.00	.00	.00	
Total UTILITY REVENUE:		155,030.45	160,947.40	167,061.39	166,000.00	166,000.00	28,515.31	.00	.00	
CONTRIBUTIONS & TRANSFERS										
5538700	CAPITAL CONTRIBUTION	.00	.00	.00	.00	.00	.00	.00	.00	
5538840	DEVELOPER CONTRIBUTION	127,538.00	.00	.00	.00	.00	.00	.00	.00	
5538850	REDUCTION IN RESERVE	.00	.00	.00	.00	.00	.00	.00	.00	
5538897	EXCESS FROM RESERVES	.00	.00	.00	70,100.00	70,100.00	.00	.00	.00	
Total CONTRIBUTIONS & TRANSFERS:		127,538.00	.00	.00	70,100.00	70,100.00	.00	.00	.00	
IMPACT FEES										
5539725	STORM DRAIN IMPACT FEES	115,247.00	133,014.50	219,633.64	150,000.00	150,000.00	52,465.00	.00	.00	
5539755	IMPACT FEE REIMBURSEMENT	.00	.00	.00	20,000.00-	20,000.00-	.00	.00	.00	
5539897	EXCESS FROM RESERVES	.00	.00	.00	130,000.00-	130,000.00-	.00	.00	.00	
Total IMPACT FEES:		115,247.00	133,014.50	219,633.64	.00	.00	52,465.00	.00	.00	
STORM DRAIN UTILITY FUND										
5540100	SALARIES	11,466.57	12,700.08	12,988.61	17,800.00	17,800.00	2,776.59	.00	.00	
5540101	OVERTIME WAGES	.00	.00	.00	700.00	700.00	.00	.00	.00	
5540103	MERIT	.00	.00	.00	200.00	200.00	.00	.00	.00	
5540106	DRUG TEST/PHYSICAL	.00	.00	.00	.00	.00	.00	.00	.00	
5540130	BENEFITS	7,612.55	8,706.06	8,870.22	12,700.00	12,700.00	1,411.98	.00	.00	
5540201	SAFETY SUPPLIES	.00	12.78	.00	200.00	200.00	.00	.00	.00	

Account Number	Account Title	2018-19 Prior year 3 Actual	2019-20 Prior year 2 Actual	2020-21 Prior year Actual	2021-22 Current year Aproved Budget	2021-22 Current year Modified Budget	2021-22 Current year Actual	2022-23 Future year Requested Budget	2022-23 Future year Tentative Budget	CHANGES TO BUDGET
5540220	PUBLIC NOTICES	.00	.00	.00	.00	.00	.00	.00	.00	
5540241	POSTAGE	.00	.00	296.07	1,100.00	1,100.00	449.10	.00	.00	
5540250	SUPPLIES & MAINTENAN	10.85-	1,201.34	2,519.86	3,000.00	3,000.00	43.73	.00	.00	
5540251	FUEL	1,378.43	1,167.41	1,357.46	1,500.00	1,500.00	428.97	.00	.00	
5540269	UTILITY - PUB WORKS BUILDING	.00	.00	374.90	500.00	500.00	393.16	.00	.00	
5540270	UTILITIES	.00	.00	.00	.00	.00	.00	.00	.00	
5540271	GAS - (QUESTAR)	.00	.00	382.14	600.00	600.00	3.38	.00	.00	
5540274	ADMIN SERVICES CHARGE	.00	.00	.00	.00	.00	.00	.00	.00	
5540280	TELEPHONE	.00	.00	.00	.00	.00	.00	.00	.00	
5540281	INTERNET	.00	.00	.00	.00	.00	.00	.00	.00	
5540312	COMPUTER SOFTWARE	.00	.00	.00	.00	.00	.00	.00	.00	
5540320	ENGINEERING	.00	8,337.50	2,012.00	2,000.00	2,000.00	.00	.00	.00	
5540323	CONTRACT LABOR - MOWING	7,978.96	7,768.34	7,177.71	9,200.00	9,200.00	3,372.84	.00	.00	
5540330	LEGAL	.00	.00	218.75	200.00	200.00	.00	.00	.00	
5540340	ACCOUNTING & AUDITING	1,128.58	1,247.56	950.15	1,500.00	1,500.00	.00	.00	.00	
5540347	CREDIT CARD SERVICE FEE	.00	.00	1,082.84	1,100.00	1,100.00	111.96	.00	.00	
5540370	STORM DRAIN PROFESSIONAL	.00	4,162.50	4,949.00	.00	.00	.00	.00	.00	
5540410	INSURANCE	577.68	629.59	530.77	800.00	800.00	584.51	.00	.00	
5540462	WATER SHARES	.00	68.95	178.04	200.00	200.00	.00	.00	.00	
5540480	BAD DEBTS EXPENSE	.00	37.61	.00	.00	.00	.00	.00	.00	
5540500	EQUIPMENT LESS THAN $5000	.00	.00	.00	1,000.00	1,000.00	.00	.00	.00	
5540502	FACILITIES/IMPACT STUDY	.00	64.00	2,089.00	9,000.00	9,000.00	3,200.00	.00	.00	
5540560	STORM DRAIN DEPRECIATION	54,715.68	65,768.47	.00	70,000.00	70,000.00	.00	.00	.00	
5540700	EQUIPMENT PURCHASE	.00	.00	.00	.00	.00	.00	.00	.00	
5540701	CAPITAL ENGINEERING	.00	.00	.00	2,000.00	2,000.00	.00	.00	.00	
5540705	REAL PROPERTY ACQUISITION	.00	.00	1,576.50	.00	.00	.00	.00	.00	
5540706	EQUIPMENT GREATER THAN $5000	.00	.00	.00	3,800.00	3,800.00	.00	.00	.00	
5540715	ACQUISITION OF WATER SHARES	.00	81,300.00	.00	50,000.00	50,000.00	.00	.00	.00	
5540750	STORM DRAIN CONSTRUCTION	139,190.20	78,248.13	192.00	50,000.00	50,000.00	.00	.00	.00	
5540801	VACTOR TRUCK	.00	.00	.00	.00	.00	.00	.00	.00	
5540905	DO NOT USE	.00	.00	.00	.00	.00	.00	.00	.00	
5540999	BUDGET TO GAAP - CAP OUTLAY	139,190.20-	159,548.13-	.00	.00	.00	.00	.00	.00	
Total STORM DRAIN UTILITY FUND:		84,847.60	111,872.19	47,746.02	239,100.00	239,100.00	12,776.22	.00	.00	
DEPARTMENT: 70										
5570280	TELEPHONE	.00	.00	.00	.00	.00	.00	.00	.00	

Account Number	Account Title	2018-19 Prior year 3 Actual	2019-20 Prior year 2 Actual	2020-21 Prior year Actual	2021-22 Current year Aproved Budget	2021-22 Current year Modified Budget	2021-22 Current year Actual	2022-23 Future year Requested Budget	2022-23 Future year Tentative Budget	CHANGES TO BUDGET
	Total DEPARTMENT: 70:	.00	.00	.00	.00	.00	.00	.00	.00	
ADMIN SERVICE CHARGES										
5590905	ADMIN SERVICES CHARGE	1,300.00	1,400.00	1,000.00	1,000.00	1,000.00	.00	.00	.00	
	Total ADMIN SERVICE CHARGES:	1,300.00	1,400.00	1,000.00	1,000.00	1,000.00	.00	.00	.00	
DEPARTMENT: 99										
5599999	BUDGET TO GAAP - CAPITAL OUTLA	.00	.00	.00	.00	.00	.00	.00	.00	
	Total DEPARTMENT: 99:	.00	.00	.00	.00	.00	.00	.00	.00	
	STORM DRAIN FUND Revenue Total:	417,507.19	304,623.42	390,317.71	240,100.00	240,100.00	80,980.31	.00	.00	
	STORM DRAIN FUND Expenditure Total:	86,147.60	113,272.19	48,746.02	240,100.00	240,100.00	12,776.22	.00	.00	
	Net Total STORM DRAIN FUND:	331,359.59	191,351.23	341,571.69	.00	.00	68,204.09	.00	.00	

Account Number	Account Title	2018-19 Prior year 3 Actual	2019-20 Prior year 2 Actual	2020-21 Prior year Actual	2021-22 Current year Aproved Budget	2021-22 Current year Modified Budget	2021-22 Current year Actual	2022-23 Future year Requested Budget	2022-23 Future year Tentative Budget	CHANGES TO BUDGET
SECONDARY WATER FUND										
OTHER REVENUE										
5636602	OTHER UTILITY REVENUE	.00	.00	.00	.00	.00	.00	.00	.00	
5636610	INTEREST	.00	.00	.00	.00	.00	.00	.00	.00	
5636680	LOAN PROCEEDS	.00	.00	.00	.00	.00	.00	.00	.00	
Total OTHER REVENUE:		.00	.00	.00	.00	.00	.00	.00	.00	
UTILITY REVENUE										
5637715	TRANSFER FROM OTHER FUNDS	.00	.00	.00	.00	.00	.00	.00	.00	
5637730	SECONDARY WATER FEE	.00	.00	.00	.00	.00	.00	.00	.00	
Total UTILITY REVENUE:		.00	.00	.00	.00	.00	.00	.00	.00	
CONTRIBUTIONS & TRANSFERS										
5638700	CAPITAL CONTRIBUTION	.00	.00	.00	.00	.00	.00	.00	.00	
5638840	DEVELOPER CONTRIBUTION	.00	.00	.00	.00	.00	.00	.00	.00	
5638850	REDUCTION IN RESERVE	.00	.00	.00	.00	.00	.00	.00	.00	
5638897	EXCESS FROM RESERVES	.00	.00	.00	.00	.00	.00	.00	.00	
Total CONTRIBUTIONS & TRANSFERS:		.00	.00	.00	.00	.00	.00	.00	.00	
IMPACT FEES										
5639725	SECONDARY WATER IMPACT FEE	.00	.00	.00	.00	.00	.00	.00	.00	
5639897	EXCESS FROM RESERVES	.00	.00	.00	.00	.00	.00	.00	.00	
Total IMPACT FEES:		.00	.00	.00	.00	.00	.00	.00	.00	
SECONDARY WATER UTILITY FUND										
5680100	SALARIES	.00	.00	.00	.00	.00	.00	.00	.00	
5680101	OVERTIME WAGES	.00	.00	.00	.00	.00	.00	.00	.00	
5680102	MERIT	.00	.00	.00	.00	.00	.00	.00	.00	
5680130	BENEFITS	.00	.00	.00	.00	.00	.00	.00	.00	
5680201	SAFETY SUPPLIES	.00	.00	.00	.00	.00	.00	.00	.00	
5680230	TRAVEL	.00	.00	.00	.00	.00	.00	.00	.00	
5680240	OFFICE SUPPLIES & EXPENSES	.00	.00	.00	.00	.00	.00	.00	.00	
5680241	POSTAGE	.00	.00	.00	.00	.00	.00	.00	.00	
5680250	SUPPLIES & MAINTENANCE	.00	.00	.00	.00	.00	.00	.00	.00	

Account Number	Account Title	2018-19 Prior year 3 Actual	2019-20 Prior year 2 Actual	2020-21 Prior year Actual	2021-22 Current year Aproved Budget	2021-22 Current year Modified Budget	2021-22 Current year Actual	2022-23 Future year Requested Budget	2022-23 Future year Tentative Budget	CHANGES TO BUDGET
5680251	FUEL	.00	.00	.00	.00	.00	.00	.00	.00	
5680270	PUMPING POWER COSTS	.00	.00	.00	.00	.00	.00	.00	.00	
5680280	TELEPHONE	.00	.00	.00	.00	.00	.00	.00	.00	
5680320	ENGINEERING	.00	.00	.00	.00	.00	.00	.00	.00	
5680360	EDUCATION	.00	.00	.00	.00	.00	.00	.00	.00	
5680501	EQUIPMENT LESS THAN $5000	.00	.00	.00	.00	.00	.00	.00	.00	
5680706	EQUIPMENT GREATER THAN $5000	.00	.00	.00	.00	.00	.00	.00	.00	
	Total SECONDARY WATER UTILITY FUND:	.00	.00	.00	.00	.00	.00	.00	.00	
ADMIN SERVICE CHARGES										
5690905	ADMIN SERVICE CHARGE	.00	.00	.00	.00	.00	.00	.00	.00	
	Total ADMIN SERVICE CHARGES:	.00	.00	.00	.00	.00	.00	.00	.00	
	SECONDARY WATER FUND Revenue Total:	.00	.00	.00	.00	.00	.00	.00	.00	
	SECONDARY WATER FUND Expenditure Total:	.00	.00	.00	.00	.00	.00	.00	.00	
	Net Total SECONDARY WATER FUND:	.00	.00	.00	.00	.00	.00	.00	.00	

Account Number	Account Title	2018-19 Prior year 3 Actual	2019-20 Prior year 2 Actual	2020-21 Prior year Actual	2021-22 Current year Aproved Budget	2021-22 Current year Modified Budget	2021-22 Current year Actual	2022-23 Future year Requested Budget	2022-23 Future year Tentative Budget	CHANGES TO BUDGET
RDA DIST #2 FUND - DOWNTOWN										
TAXES										
7131110	PROPERTY TAX REDEVELOPMENT #2	.00	.00	.00	.00	.00	.00	.00	.00	
7131111	PROPERTY TAX REDEVELOPMENT	95,681.00	142,346.52	143,777.92	300,000.00	300,000.00	.00	.00	.00	
7131120	PRIOR YR TAXES DELINQUENT	.00	.00	.00	.00	.00	.00	.00	.00	
Total TAXES:		95,681.00	142,346.52	143,777.92	300,000.00	300,000.00	.00	.00	.00	
OTHER INCOME										
7136600	MISC. INCOME REDEVELOPMENT	.00	.00	.00	.00	.00	.00	.00	.00	
7136601	OTHER REVENUE	.00	.00	.00	.00	.00	.00	.00	.00	
7136602	REVENUE	.00	.00	.00	.00	.00	.00	.00	.00	
7136603	GRANTS	.00	.00	2,500.00	.00	.00	.00	.00	.00	
7136610	INTEREST INCOME	3,277.38	9,883.48	3,645.99	1,000.00	1,000.00	.00	.00	.00	
7136830	CONTRIBUTION PRIVATE SOURCES	.00	.00	.00	.00	.00	.00	.00	.00	
Total OTHER INCOME:		3,277.38	9,883.48	6,145.99	1,000.00	1,000.00	.00	.00	.00	
CONTRIBUTIONS & TRANSFERS										
7138831	INTERFUND LOAN FROM WATER FUN	.00	.00	.00	.00	.00	.00	.00	.00	
7138840	TRANSFERS FROM GENERAL FUND	728,000.00	600,000.00	.00	.00	.00	.00	.00	.00	
7138845	TRANSFER FROM FUND 42 TRANS	.00	.00	.00	.00	.00	.00	.00	.00	
7138852	SALE OF ASSETS	.00	.00	.00	.00	.00	.00	.00	.00	
7138897	EXCESS FROM RESERVES	.00	.00	.00	39,500.00	39,500.00	.00	.00	.00	
Total CONTRIBUTIONS & TRANSFERS:		728,000.00	600,000.00	.00	39,500.00	39,500.00	.00	.00	.00	
REDEVELOPMENT #2										
7181100	SALARIES	.00	.00	.00	.00	.00	.00	.00	.00	
7181101	OVERTIME WAGES	.00	.00	.00	.00	.00	.00	.00	.00	
7181200	REDEVELOPMENT MATERIALS	.00	.00	.00	.00	.00	.00	.00	.00	
7181212	MEMBERSHIPS/DUES	.00	.00	.00	.00	.00	.00	.00	.00	
7181220	LEGAL NOTICES	.00	.00	.00	.00	.00	.00	.00	.00	
7181230	TRAVEL	.00	.00	.00	.00	.00	.00	.00	.00	
7181240	OFFICE SUPPLIES & EXPENSES	.00	.00	.00	.00	.00	.00	.00	.00	
7181250	SUPPLIES & MAINTENA	.00	.00	.00	.00	.00	.00	.00	.00	
7181312	COMPUTER SOFTWARE	.00	.00	.00	.00	.00	.00	.00	.00	
7181313	COMPUTER HARDWARE	.00	.00	.00	.00	.00	.00	.00	.00	

Account Number	Account Title	2018-19 Prior year 3 Actual	2019-20 Prior year 2 Actual	2020-21 Prior year Actual	2021-22 Current year Aproved Budget	2021-22 Current year Modified Budget	2021-22 Current year Actual	2022-23 Future year Requested Budget	2022-23 Future year Tentative Budget	CHANGES TO BUDGET
7181320	ENGINEERING	.00	.00	.00	.00	.00	.00	.00	.00	
7181330	LEGAL	593.75	375.00	343.75	500.00	500.00	.00	.00	.00	
7181370	OTHER PROFESSIONAL & TECHNICA	.00	14,500.00	.00	.00	.00	.00	.00	.00	
7181410	INSURANCE	.00	.00	.00	.00	.00	.00	.00	.00	
7181420	TAXES	.00	.00	.00	.00	.00	.00	.00	.00	
7181430	REDEV. INTEREST EXPENSE	.00	.00	.00	.00	.00	.00	.00	.00	
7181440	INTEREST TAX ANTICIPATION	.00	.00	.00	.00	.00	.00	.00	.00	
7181450	MISCELLANEOUS SUPPLIES	.00	.00	.00	.00	.00	.00	.00	.00	
7181460	MISCELLANEOUS SERVICES	.00	.00	.00	.00	.00	.00	.00	.00	
7181465	PARKING LOT	.00	.00	.00	.00	.00	.00	.00	.00	
7181530	PURCHASE OF PROPERTY	.00	.00	.00	.00	.00	.00	.00	.00	
7181531	UTOPIA TELECOM INFRASTRUCTURE	.00	.00	.00	.00	.00	.00	.00	.00	
7181532	TRANSFER TO GENERAL FUND	.00	.00	.00	.00	.00	.00	.00	.00	
7181610	LOAN REPAYMENT	.00	.00	.00	.00	.00	.00	.00	.00	
7181611	LOAN RDA #2 TO CITY	.00	.00	.00	.00	.00	.00	.00	.00	
7181612	ASHCRAFT BUILDING PURCHASE	.00	.00	.00	.00	.00	.00	.00	.00	
7181613	GREER BUILDING PURCHASE	.00	.00	.00	.00	.00	.00	.00	.00	
7181614	NESSEN BUILDING PURCHASE	.00	.00	.00	.00	.00	.00	.00	.00	
7181615	HEPPLER BUILDING PURCHASE	.00	.00	.00	.00	.00	.00	.00	.00	
7181616	ACE HARDWARE	.00	.00	.00	.00	.00	.00	.00	.00	
7181617	HOLMGREN PROPERTY PURCHASE	.00	.00	.00	.00	.00	.00	.00	.00	
7181618	GREER PROPERTY	.00	.00	.00	.00	.00	.00	.00	.00	
7181619	DOLLAR STORE INCREMENT	.00	.00	.00	.00	.00	.00	.00	.00	
7181620	FACADE GRANT	.00	.00	.00	10,000.00	10,000.00	.00	.00	.00	
7181621	SIGN GRANT	.00	.00	.00	5,000.00	5,000.00	.00	.00	.00	
7181622	PUBLIC REALM ENHANCEMENTS	5,159.36	.00	18,600.48	25,000.00	25,000.00	.00	.00	.00	
7181625	TRE CENTER - PRI IMPROVE REIMB	95,681.00	142,346.52	143,777.92	300,000.00	300,000.00	.00	.00	.00	
7181626	TRE CENTER - SEC IMPROVE REIMB	.00	.00	.00	.00	.00	.00	.00	.00	
7181710	TAX INCREMENT REBATE	.00	.00	.00	.00	.00	.00	.00	.00	
7181715	RDA PART IN DEV PRIM IMPROV	309,345.54	30,914.85	.00	.00	.00	.00	.00	.00	
7181720	ROAD IMPROVEMENTS	28,389.00	226,460.47	.00	.00	.00	.00	.00	.00	
7181800	TRANSFER TO CAPITAL PROJ FUND	.00	.00	.00	.00	.00	.00	.00	.00	
7181994	BUDGET TO GAAP INTEREST EXPEN	.00	.00	.00	.00	.00	.00	.00	.00	
7181999	BUDGET TO GAAP - DEPOSIT	.00	.00	.00	.00	.00	.00	.00	.00	
Total REDEVELOPMENT #2:		439,168.65	414,596.84	162,722.15	340,500.00	340,500.00	.00	.00	.00	
RDA DIST #2 FUND - DOWNTOWN Revenue Total:		826,958.38	752,230.00	149,923.91	340,500.00	340,500.00	.00	.00	.00	
RDA DIST #2 FUND - DOWNTOWN Expenditure Total:										

Account Number	Account Title	2018-19 Prior year 3 Actual	2019-20 Prior year 2 Actual	2020-21 Prior year Actual	2021-22 Current year Aproved Budget	2021-22 Current year Modified Budget	2021-22 Current year Actual	2022-23 Future year Requested Budget	2022-23 Future year Tentative Budget	CHANGES TO BUDGET
		439,168.65	414,596.84	162,722.15	340,500.00	340,500.00	.00	.00	.00	
Net Total RDA DIST #2 FUND - DOWNTOWN:		387,789.73	337,633.16	12,798.24-	.00	.00	.00	.00	.00	

Account Number	Account Title	2018-19 Prior year 3 Actual	2019-20 Prior year 2 Actual	2020-21 Prior year Actual	2021-22 Current year Aproved Budget	2021-22 Current year Modified Budget	2021-22 Current year Actual	2022-23 Future year Requested Budget	2022-23 Future year Tentative Budget	CHANGES TO BUDGET
RDA DIST #3 FUND - INDUST PARK										
TAXES										
7231110	PROP TAX RDA#3/EDA/ MOM/#196	.00	.00	.00	.00	.00	.00	.00	.00	
7231111	PROP TAX & FUTURE IMPROVEMENT	.00	.00	.00	.00	.00	.00	.00	.00	
7231112	PROP TAX RDA#3/EDA - #197	.00	.00	.00	.00	.00	.00	.00	.00	
Total TAXES:		.00	.00	.00	.00	.00	.00	.00	.00	
OTHER INCOME										
7236427	PROPERTY TAX REDEVP #3	.00	.00	.00	.00	.00	.00	.00	.00	
7236600	PROPERTY TAXES	.00	.00	.00	.00	.00	.00	.00	.00	
7236610	INTEREST INCOME	.00	.00	.00	.00	.00	.00	.00	.00	
7236620	OPTION INCOME	.00	.00	.00	.00	.00	.00	.00	.00	
7236621	SALE OF PROPERTY	.00	.00	.00	.00	.00	.00	.00	.00	
7236670	UTAH POWER	.00	.00	.00	.00	.00	.00	.00	.00	
7236671	UTOPIA REFUND	.00	.00	.00	.00	.00	.00	.00	.00	
7236680	MALT-O-MEAL - REIMBURSEMENT	.00	.00	.00	.00	.00	.00	.00	.00	
7236681	MOM ROADS PAYMENT	.00	.00	.00	.00	.00	.00	.00	.00	
7236890	FUND BALANCE TO BE APPROPRIATE	.00	.00	.00	.00	.00	.00	.00	.00	
Total OTHER INCOME:		.00	.00	.00	.00	.00	.00	.00	.00	
CONTRIBUTIONS & TRANSFERS										
7238830	CONTRIBUTION PRIVATE SOURCES	.00	.00	.00	.00	.00	.00	.00	.00	
7238831	INTERFUND LOAN FROM WATER FUN	.00	.00	.00	.00	.00	.00	.00	.00	
7238832	INTERFUND LOAN FROM GENERAL F	.00	.00	.00	.00	.00	.00	.00	.00	
7238841	LOAN ALLOWANCE/FORGIVENESS	.00	.00	.00	.00	.00	.00	.00	.00	
7238897	EXCESS FROM RESERVES	.00	.00	.00	.00	.00	.00	.00	.00	
Total CONTRIBUTIONS & TRANSFERS:		.00	.00	.00	.00	.00	.00	.00	.00	
REDEVELOPMENT #3										
7283100	SALARIES	.00	.00	.00	.00	.00	.00	.00	.00	
7283101	OVERTIME WAGES	.00	.00	.00	.00	.00	.00	.00	.00	
7283130	BENEFITS	.00	.00	.00	.00	.00	.00	.00	.00	
7283212	MEMBERSHIPS/DUES	.00	.00	.00	.00	.00	.00	.00	.00	
7283220	LEGAL NOTICES	.00	.00	.00	.00	.00	.00	.00	.00	
7283230	TRAVEL	.00	.00	.00	.00	.00	.00	.00	.00	

Account Number	Account Title	2018-19 Prior year 3 Actual	2019-20 Prior year 2 Actual	2020-21 Prior year Actual	2021-22 Current year Aproved Budget	2021-22 Current year Modified Budget	2021-22 Current year Actual	2022-23 Future year Requested Budget	2022-23 Future year Tentative Budget	CHANGES TO BUDGET
7283312	COMPUTER SOFTWARE	.00	.00	.00	.00	.00	.00	.00	.00	
7283313	COMPUTER HARDWARE	.00	.00	.00	.00	.00	.00	.00	.00	
7283320	ENGINEERING	.00	.00	.00	.00	.00	.00	.00	.00	
7283330	LEGAL	.00	.00	.00	.00	.00	.00	.00	.00	
7283340	PLANNING REDEV. #3	.00	.00	.00	.00	.00	.00	.00	.00	
7283350	ENVIRONMENTAL ASSESSMENT-I.P.	.00	.00	.00	.00	.00	.00	.00	.00	
7283370	OTHER PROFESSIONAL & TECHNICA	.00	.00	.00	.00	.00	.00	.00	.00	
7283430	INTEREST EXPENSE	.00	.00	.00	.00	.00	.00	.00	.00	
7283440	INTEREST TAX ANTICIPATION	.00	.00	.00	.00	.00	.00	.00	.00	
7283450	MISCELLANEOUS SUPPLIES	.00	.00	.00	.00	.00	.00	.00	.00	
7283460	MISCELLANEOUS SERVICES	.00	.00	.00	.00	.00	.00	.00	.00	
7283462	CHAD MUNNS SITE	.00	.00	.00	.00	.00	.00	.00	.00	
7283463	WTR/SWR CONNECT MUNNS/STIMPS	.00	.00	.00	.00	.00	.00	.00	.00	
7283464	GILMORE\GREER\TIBBS OPTION	.00	.00	.00	.00	.00	.00	.00	.00	
7283465	LA-Z-BOY TRUST	.00	.00	.00	.00	.00	.00	.00	.00	
7283466	DON GIBSON PROPERTY PURCHASE	.00	.00	.00	.00	.00	.00	.00	.00	
7283500	MOM/EDA REIMBURSEMENT	.00	.00	.00	.00	.00	.00	.00	.00	
7283501	CONTRACTOR COST	.00	.00	.00	.00	.00	.00	.00	.00	
7283502	RDA #2 A/R	.00	.00	.00	.00	.00	.00	.00	.00	
7283550	FIBER PROJECT	.00	.00	.00	.00	.00	.00	.00	.00	
7283551	BE COUNTY/MOM REIMBURSEMENT	.00	.00	.00	.00	.00	.00	.00	.00	
7283610	INTERTAPE 2007	.00	.00	.00	.00	.00	.00	.00	.00	
7283611	MOM 2008	.00	.00	.00	.00	.00	.00	.00	.00	
7283612	DEBT SERVICE WWTP	.00	.00	.00	.00	.00	.00	.00	.00	
7283613	DEBT SERVICE UTILITY LOAN #3	.00	.00	.00	.00	.00	.00	.00	.00	
7283614	DEBT SERVICE T & M	.00	.00	.00	.00	.00	.00	.00	.00	
7283615	DEWATERING PROPERTY	.00	.00	.00	.00	.00	.00	.00	.00	
7283616	RDA PREPAY GUARANTEE	.00	.00	.00	.00	.00	.00	.00	.00	
7283617	DEBT SERVICE TO WATER	.00	.00	.00	.00	.00	.00	.00	.00	
7283618	DAY CARE (LA-Z-BOY)	.00	.00	.00	.00	.00	.00	.00	.00	
7283619	MALT-O-MEAL (SEWER REIMBURSE)	.00	.00	.00	.00	.00	.00	.00	.00	
7283620	CONTINGENCY NEW MOM VALUE	.00	.00	.00	.00	.00	.00	.00	.00	
7283621	MOVED TO FUND 73	.00	.00	.00	.00	.00	.00	.00	.00	
7283622	MOM-TEC PROFESSIONAL SERVICES	.00	.00	.00	.00	.00	.00	.00	.00	
7283994	BUDGET TO GAAP INTEREST EXPEN	.00	.00	.00	.00	.00	.00	.00	.00	
7283995	BUD TO GAAP - INTERFUND LOANS	.00	.00	.00	.00	.00	.00	.00	.00	
7283999	BUDGET TO GAAP - CAPITAL DEPOS	.00	.00	.00	.00	.00	.00	.00	.00	

Account Number	Account Title	2018-19 Prior year 3 Actual	2019-20 Prior year 2 Actual	2020-21 Prior year Actual	2021-22 Current year Aproved Budget	2021-22 Current year Modified Budget	2021-22 Current year Actual	2022-23 Future year Requested Budget	2022-23 Future year Tentative Budget	CHANGES TO BUDGET
	Total REDEVELOPMENT #3:	.00	.00	.00	.00	.00	.00	.00	.00	
DEPARTMENT: 90										
7290100	PAYMENT TO GENERAL FUND	.00	.00	.00	.00	.00	.00	.00	.00	
	Total DEPARTMENT: 90:	.00	.00	.00	.00	.00	.00	.00	.00	
	RDA DIST #3 FUND - INDUST PARK Revenue Total:	.00	.00	.00	.00	.00	.00	.00	.00	
	RDA DIST #3 FUND - INDUST PARK Expenditure Total:	.00	.00	.00	.00	.00	.00	.00	.00	
	Net Total RDA DIST #3 FUND - INDUST PARK:	.00	.00	.00	.00	.00	.00	.00	.00	

Account Number	Account Title	2018-19 Prior year 3 Actual	2019-20 Prior year 2 Actual	2020-21 Prior year Actual	2021-22 Current year Aproved Budget	2021-22 Current year Modified Budget	2021-22 Current year Actual	2022-23 Future year Requested Budget	2022-23 Future year Tentative Budget	CHANGES TO BUDGET
RDA DIST #3 - WEST LIBERTY										
TAXES										
7331110	PROPERTY TAX RDA#3 & EDA WLF	.00	.00	.00	.00	.00	.00	.00	.00	
Total TAXES:		.00	.00	.00	.00	.00	.00	.00	.00	
SOURCE: 35										
7335100	PROP TAX/TARGET INCOME HOUSIN	.00	.00	.00	.00	.00	.00	.00	.00	
7335200	RDA RETAIN TARGETED INCOME HO	.00	.00	.00	.00	.00	.00	.00	.00	
7335205	TARGET INCOME HOUSING RECAPTU	8,959.21	.00	11,174.76	1,000.00	1,000.00	.00	.00	.00	
7335300	UTAH HOUSING PAYOFF CR HOMES	.00	.00	.00	.00	.00	.00	.00	.00	
Total SOURCE: 35:		8,959.21	.00	11,174.76	1,000.00	1,000.00	.00	.00	.00	
OTHER INCOME										
7336620	CONTRACTUAL REIMBURSEMENTS	.00	.00	.00	.00	.00	.00	.00	.00	
7336671	WEST LIB FOODS INTERFUND LOAN	.00	.00	.00	.00	.00	.00	.00	.00	
7336890	FUND BALANCE TO BE APPROPRIATE	.00	.00	.00	274,000.00	274,000.00	.00	.00	.00	
Total OTHER INCOME:		.00	.00	.00	274,000.00	274,000.00	.00	.00	.00	
DEPARTMENT: 81										
7381500	CITY'S RDA SHARE OF NEIGHBORHO	.00	.00	.00	.00	.00	.00	.00	.00	
Total DEPARTMENT: 81:		.00	.00	.00	.00	.00	.00	.00	.00	
RDA #3 - W. LIB FOODS/MILLARD										
7383212	MEMBERSHIPS/DUES	.00	.00	.00	.00	.00	.00	.00	.00	
7383220	LEGAL NOTICES	.00	.00	.00	.00	.00	.00	.00	.00	
7383230	TRAVEL	.00	.00	.00	.00	.00	.00	.00	.00	
7383320	ENGINEERING	.00	.00	.00	.00	.00	.00	.00	.00	
7383330	LEGAL	.00	.00	.00	.00	.00	.00	.00	.00	
7383430	INTEREST	.00	.00	.00	.00	.00	.00	.00	.00	
7383450	MISCELLANEOUS SUPPLIES	.00	.00	.00	.00	.00	.00	.00	.00	
7383460	MISCELLANEOUS SERVICES	.00	.00	.00	.00	.00	.00	.00	.00	
7383501	CONTRACTOR COST	.00	.00	.00	.00	.00	.00	.00	.00	
7383502	PROPERTY ACQUISITION	.00	.00	.00	.00	.00	.00	.00	.00	
7383551	BE COUNTY/WLF REIMBURSEMENT	.00	.00	.00	.00	.00	.00	.00	.00	

Account Number	Account Title	2018-19 Prior year 3 Actual	2019-20 Prior year 2 Actual	2020-21 Prior year Actual	2021-22 Current year Aproved Budget	2021-22 Current year Modified Budget	2021-22 Current year Actual	2022-23 Future year Requested Budget	2022-23 Future year Tentative Budget	CHANGES TO BUDGET
7383611	PAYMENT WLF	.00	.00	.00	.00	.00	.00	.00	.00	
7383612	PAYMENT TO MILLARD REFRIGERATI	.00	.00	.00	.00	.00	.00	.00	.00	
7383613	DEBT SERVICE - RDA #3	.00	.00	.00	.00	.00	.00	.00	.00	
7383614	BRAG 20% ALLOCATION WLF/EDA	.00	.00	.00	.00	.00	.00	.00	.00	
7383621	WLF-TEC PROFESSIONAL SERVICES	.00	.00	.00	.00	.00	.00	.00	.00	
7383623	MILLARD - TEC PROFESSIONAL SER	.00	.00	.00	.00	.00	.00	.00	.00	
	Total RDA #3 - W. LIB FOODS/MILLARD:	.00	.00	.00	.00	.00	.00	.00	.00	
W.LIB FOODS/HOUSING PLAN IMPRO										
7384220	PUBLIC NOTICE	.00	.00	.00	.00	.00	.00	.00	.00	
7384320	ENGINEERING	.00	.00	.00	.00	.00	.00	.00	.00	
7384330	LEGAL	.00	.00	.00	.00	.00	.00	.00	.00	
7384450	MISCELLANEOUS SUPPLIES	.00	.00	.00	.00	.00	.00	.00	.00	
7384460	MISCELLANEOUS SERVICES	.00	.00	.00	.00	.00	.00	.00	.00	
7384500	CITY'S SHARE OF NEIGHB IMPROVE	.00	6,195.85	.00	50,000.00	50,000.00	.00	.00	.00	
7384710	CAPITAL OUTLAY	.00	.00	.00	225,000.00	225,000.00	.00	.00	.00	
7384900	CONTRIBUTION TO OTHER FUNDS	.00	.00	.00	.00	.00	.00	.00	.00	
	Total W.LIB FOODS/HOUSING PLAN IMPRO:	.00	6,195.85	.00	275,000.00	275,000.00	.00	.00	.00	
DEPARTMENT: 90										
7390110	LOAN TO FUND 26 - PARKS	.00	.00	.00	.00	.00	.00	.00	.00	
	Total DEPARTMENT: 90:	.00	.00	.00	.00	.00	.00	.00	.00	
	RDA DIST #3 - WEST LIBERTY Revenue Total:	8,959.21	.00	11,174.76	275,000.00	275,000.00	.00	.00	.00	
	RDA DIST #3 - WEST LIBERTY Expenditure Total:	.00	6,195.85	.00	275,000.00	275,000.00	.00	.00	.00	
	Net Total RDA DIST #3 - WEST LIBERTY:	8,959.21	6,195.85-	11,174.76	.00	.00	.00	.00	.00	

Account Number	Account Title	2018-19 Prior year 3 Actual	2019-20 Prior year 2 Actual	2020-21 Prior year Actual	2021-22 Current year Aproved Budget	2021-22 Current year Modified Budget	2021-22 Current year Actual	2022-23 Future year Requested Budget	2022-23 Future year Tentative Budget	CHANGES TO BUDGET
GENERAL FIXED ASSETS										
SOURCE: 30										
8030500	DONATED ASSETS - PUB SAFETY	.00	.00	.00	.00	.00	.00	.00	.00	
8030600	DONATED ASSETS - STREETS	58,900.00	657,939.97	.00	.00	.00	.00	.00	.00	
8030700	DONATED ASSETS - RECREATION	.00	.00	.00	.00	.00	.00	.00	.00	
8030900	GAIN/LOSS OF SALE OF ASSETS	.00	.00	.00	.00	.00	.00	.00	.00	
Total SOURCE: 30:		58,900.00	657,939.97	.00	.00	.00	.00	.00	.00	
SOURCE: 37										
8037100	ELIMINATE ADMIN FEE	35,000.00-	33,700.00-	.00	.00	.00	.00	.00	.00	
Total SOURCE: 37:		35,000.00-	33,700.00-	.00	.00	.00	.00	.00	.00	
DEPARTMENT: 40										
8040300	ELIMINATE CAP OUTLAY - GEN GOV	309,345.54-	.00	.00	.00	.00	.00	.00	.00	
8040350	ELIMINATE ADMIN FEE	35,000.00-	33,700.00-	.00	.00	.00	.00	.00	.00	
8040400	DEPRECIATION EXP - GEN GOV	39,570.95	38,672.94	.00	.00	.00	.00	.00	.00	
Total DEPARTMENT: 40:		304,774.59-	4,972.94	.00	.00	.00	.00	.00	.00	
DEPARTMENT: 50										
8050300	ELIMINATE CAP OUTLAY - PUB SAF	254,633.54-	167,763.96-	.00	.00	.00	.00	.00	.00	
8050400	DEPRECIATION EXP - PUB SAFETY	273,422.71	289,982.34	.00	.00	.00	.00	.00	.00	
Total DEPARTMENT: 50:		18,789.17	122,218.38	.00	.00	.00	.00	.00	.00	
DEPARTMENT: 60										
8060300	ELIMINATE CAP OUTLAY - STREETS	304,804.97-	530,379.42-	.00	.00	.00	.00	.00	.00	
8060400	DEPRECIATION EXP - STREETS	32,786.70	25,796.42	.00	.00	.00	.00	.00	.00	
Total DEPARTMENT: 60:		272,018.27-	504,583.00-	.00	.00	.00	.00	.00	.00	
DEPARTMENT: 70										
8070300	ELEMINATE CAP OUTLAY - RECREAT	211,073.52-	132,946.22-	.00	.00	.00	.00	.00	.00	
8070400	DEPRECIATION EXP - RECREATION	90,623.06	117,237.65	.00	.00	.00	.00	.00	.00	

Account Number	Account Title	2018-19 Prior year 3 Actual	2019-20 Prior year 2 Actual	2020-21 Prior year Actual	2021-22 Current year Aproved Budget	2021-22 Current year Modified Budget	2021-22 Current year Actual	2022-23 Future year Requested Budget	2022-23 Future year Tentative Budget	CHANGES TO BUDGET
Total DEPARTMENT: 70:		120,450.46-	15,708.57-	.00	.00	.00	.00	.00	.00	
DEPARTMENT: 80										
8080300	ELIMINATE CAP OUTLAY - HEALTH	30,232.00-	25,288.00-	.00	.00	.00	.00	.00	.00	
8080400	DEPRECIATION EXP - HEALTH/HOME	89,158.01	82,846.20	.00	.00	.00	.00	.00	.00	
Total DEPARTMENT: 80:		58,926.01	57,558.20	.00	.00	.00	.00	.00	.00	
GENERAL FIXED ASSETS Revenue Total:		23,900.00	624,239.97	.00	.00	.00	.00	.00	.00	
GENERAL FIXED ASSETS Expenditure Total:		619,528.14-	335,542.05-	.00	.00	.00	.00	.00	.00	
Net Total GENERAL FIXED ASSETS:		643,428.14	959,782.02	.00	.00	.00	.00	.00	.00	

Account Number	Account Title	2018-19 Prior year 3 Actual	2019-20 Prior year 2 Actual	2020-21 Prior year Actual	2021-22 Current year Aproved Budget	2021-22 Current year Modified Budget	2021-22 Current year Actual	2022-23 Future year Requested Budget	2022-23 Future year Tentative Budget	CHANGES TO BUDGET
LONG TERM DEBTS										
SOURCE: 30										
9030100	JELIMINATE DEBT PROCEEDS	.00	.00	.00	.00	.00	.00	.00	.00	
Total SOURCE: 30:		.00	.00	.00	.00	.00	.00	.00	.00	
SOURCE: 31										
9031160	UTILITY FRANCHISE REVENUE	.00	.00	.00	.00	.00	.00	.00	.00	
9031162	NATURAL GAS FRANCHISE TAX	.00	.00	.00	.00	.00	.00	.00	.00	
Total SOURCE: 31:		.00	.00	.00	.00	.00	.00	.00	.00	
SOURCE: 35										
9035100	CHARGE FOR SERVICES - GEN GOV	.00	.00	.00	.00	.00	.00	.00	.00	
9035200	PUBLIC SAFETY FEES	.00	.00	.00	.00	.00	.00	.00	.00	
Total SOURCE: 35:		.00	.00	.00	.00	.00	.00	.00	.00	
SOURCE: 36										
9036610	INTEREST REVENUE	.00	.00	.00	.00	.00	.00	.00	.00	
9036650	MISC INCOME - GEN GOVERNMENT	.00	.00	.00	.00	.00	.00	.00	.00	
9036660	COLLECTION ON NOTE RECEIVABLE	.00	.00	.00	.00	.00	.00	.00	.00	
9036750	ELIMINATE DEBT PROCEEDS	.00	.00	.00	.00	.00	.00	.00	.00	
Total SOURCE: 36:		.00	.00	.00	.00	.00	.00	.00	.00	
DEPARTMENT: 40										
9040100	ADJUST VACATION GEN GOVENMENT	.00	.00	.00	.00	.00	.00	.00	.00	
9040130	PENSION EXP - GEN GOV	37,251.00	41,015.00	.00	.00	.00	.00	.00	.00	
9040131	BENEFIT EXP - GEN GOV	29,713.00-	33,081.00-	.00	.00	.00	.00	.00	.00	
9040200	ELIMINATE DEBT PAY - GEN GOV	.00	.00	.00	.00	.00	.00	.00	.00	
Total DEPARTMENT: 40:		7,538.00	7,934.00	.00	.00	.00	.00	.00	.00	
DEPARTMENT: 50										
9050100	ADJUST VAC PUBLIC SAFETY	.00	.00	.00	.00	.00	.00	.00	.00	
9050130	PENSION EXP - PUB SAFETY	218,181.00	240,232.00	.00	.00	.00	.00	.00	.00	
9050131	BENEFIT EXP - PUB SAFETY	189,032.00-	193,773.00-	.00	.00	.00	.00	.00	.00	

Account Number	Account Title	2018-19 Prior year 3 Actual	2019-20 Prior year 2 Actual	2020-21 Prior year Actual	2021-22 Current year Aproved Budget	2021-22 Current year Modified Budget	2021-22 Current year Actual	2022-23 Future year Requested Budget	2022-23 Future year Tentative Budget	CHANGES TO BUDGET
9050200	ELIMINATE DEBT - PUBLIC SAFETY	75,003.53-	77,311.59-	.00	.00	.00	.00	.00	.00	
Total DEPARTMENT: 50:		45,854.53-	30,852.59-	.00	.00	.00	.00	.00	.00	
DEPARTMENT: 60										
9060100	ADJUST VACATION STREETS	.00	.00	.00	.00	.00	.00	.00	.00	
9060130	PENSION EXP - STREETS	37,250.00	41,015.00	.00	.00	.00	.00	.00	.00	
9060131	BENEFITS EXP - STREETS	29,713.00-	33,081.00-	.00	.00	.00	.00	.00	.00	
9060200	ELIMINATE DEBT PAYMENT - STREE	.00	.00	.00	.00	.00	.00	.00	.00	
Total DEPARTMENT: 60:		7,537.00	7,934.00	.00	.00	.00	.00	.00	.00	
DEPARTMENT: 70										
9070100	ADJUST VACATION RECREATION	.00	.00	.00	.00	.00	.00	.00	.00	
9070130	PENSION EXP - PARKS	74,501.00	82,030.00	.00	.00	.00	.00	.00	.00	
9070131	BENEFIT EXP - PARKS	59,428.00-	66,166.00-	.00	.00	.00	.00	.00	.00	
9070200	ELIMINATE DEBT - PARKS	.00	.00	.00	.00	.00	.00	.00	.00	
Total DEPARTMENT: 70:		15,073.00	15,864.00	.00	.00	.00	.00	.00	.00	
DEPARTMENT: 80										
9080130	PENSION EXP - HHS	37,251.00	41,015.00	.00	.00	.00	.00	.00	.00	
9080131	BENEFIT EXP - HHS	29,713.00-	33,081.00-	.00	.00	.00	.00	.00	.00	
9080200	ELIMINATE DEBT PAYMENT HHS	.00	.00	.00	.00	.00	.00	.00	.00	
Total DEPARTMENT: 80:		7,538.00	7,934.00	.00	.00	.00	.00	.00	.00	
LONG TERM DEBTS Revenue Total:		.00	.00	.00	.00	.00	.00	.00	.00	
LONG TERM DEBTS Expenditure Total:		8,168.53-	8,813.41	.00	.00	.00	.00	.00	.00	
Net Total LONG TERM DEBTS:		8,168.53	8,813.41-	.00	.00	.00	.00	.00	.00	
Net Grand Totals:		3,720,594.01	3,493,813.95	9,117,446.81	.00	.00	583,736.05	.00	.00	

Account Number	Account Title	2018-19 Prior year 3 Actual	2019-20 Prior year 2 Actual	2020-21 Prior year Actual	2021-22 Current year Aproved Budget	2021-22 Current year Modified Budget	2021-22 Current year Actual	2022-23 Future year Requested Budget	2022-23 Future year Tentative Budget	CHANGES TO BUDGET

Report Criteria:

- Print FUND Titles
- Page and Total by FUND
- Print SOURCE Titles
- Total by SOURCE
- Print DEPARTMENT Titles
- Total by DEPARTMENT
- All Segments Tested for Total Breaks

FY 2022 BUDGET AMENDMENTS OVERVIEW

FUND		2022 Approved	2022 Amended	Change in Budget $	Change in Budget %	Notes
10 - GENERAL FUND - REVENUES						
10-31-130	Gen Sales & Use Tax	$ 1,860,700.00	$ 1,905,700.00	$ 45,000.00	2%	Increase $10,000 City wide fall cleanup; increase $35,000 Police Department Study
10 - GENERAL FUND - EXPENSES						
10-54-370	Other Professional and Technical	$ -	$ 35,000.00	$ 35,000.00		Increase for Police Department Study
10-59-611	Annual Spring Cleanup	$ 10,000.00	$ 20,000.00	$ 10,000.00	100%	Increase for a City wide fall cleanup
FUND		**2022 Approved**	**2022 Amended**	**Change in Budget $**	**Change in Budget %**	**Notes**
26- PARKS- REVENUE						
26-36-890	Fund Balance to be Appropriated	$ 68,000.00	$ 80,000.00	$ 12,000.00	18%	Bid for Parks Building increased
26- PARKS - EXPENDITURES						
26-62-291	Capital Projects - City Wide	$ 68,000.00	$ 80,000.00	$ 12,000.00	18%	Amending expense consistent with the actual expense
FUND		**2022 Approved**	**2022 Amended**	**Change in Budget $**	**Change in Budget %**	**Notes**
28- FIRE- REVENUE						
28-39-999	Fund Balance to be Appropriated	$ 105,200.00	$ 139,700.00	$ 34,500.00	33%	Increase for Fire Department Study
28- FIRE - EXPENDITURES						
28-50-370	Other Professional and Technical	$ 500.00	$ 35,000.00	$ 34,500.00		Increase for Fire Department Study
FUND		**2022 Approved**	**2022 Amended**	**Change in Budget $**	**Change in Budget %**	**Notes**
40 - CAP PROJECTS - REVENUES						
40-39-999	Fund Balance to be Appropriated	$ (300,000.00)	$ (275,000.00)	$ 25,000.00		Landscape Jeanie Steven's Parkstrip
40 - CAP PROJECTS - EXPENDITURES						
40-62-540	Parks Capital Projects Fund	$ -	$ 25,000.00	$ 25,000.00		Landscape Jeanie Steven's Parkstrip
FUND		**2022 Approved**	**2022 Amended**	**Change in Budget $**	**Change in Budget %**	**Notes**
41 - VEHICLE/EQUIP CAPITAL - REVENUES						
41-39-999	Excess from Reserves	$ 389,000.00	$ 399,000.00	$ 10,000.00	3%	Generator for Public Works
41 - VEHICLE/EQUIP CAPITAL- EXPENDITURES						
41-44-560	Equipment	$ 245,000.00	$ 255,000.00	$ 10,000.00	4%	Generator for Public Works
FUND						
51 - WATER UTILITY FUND - REVENUES		**2022 Approved**	**2022 Amended**	**Change in Budget $**	**Change in Budget %**	**Notes**
51-38-897	Excess from Reserves	$ 3,422,100.00	$ 4,149,855.00	$ 727,755.00	21%	Secondary Series 2021 Costs
51 - WATER UTILITY FUND - EXPENDITURES						
51-80-752	Construction Bond 2021 Series (Secondary Water)	$ 2,925,600.00	$ 3,653,355.00	$ 727,755.00	25%	Secondary Series 2021 Costs
FUND						
52 - TREATMENT PLANT FUND - REVENUES		**2022 Approved**	**2022 Amended**	**Change in Budget $**	**Change in Budget %**	**Notes**
52-38-897	Excess from Reserves	$ 34,800.00	$ 504,800.00	$ 470,000.00		Aerators and Influent Screen costs
52 - TREATMENT PLANT FUND - EXPENDITURES						
52-72-712	Aerators- Bearing/Chains Replacement (WWTP)	$ 330,000.00	$ 750,000.00	$ 420,000.00	127%	Aerators costs
52-72-854	Influent Screen	$ 150,000.00	$ 200,000.00	$ 50,000.00	33%	Influent Screen costs
FUND						
54 - SEWER FUND - REVENUES		**2022 Approved**	**2022 Amended**	**Change in Budget $**	**Change in Budget %**	**Notes**
54-38-897	Excess from Reserves	$ -	$ 373,100.00	$ 373,100.00		East Main Street Sewer Line Upsize
54-39-897	Excess from Reserves - IF	$ (45,000.00)	$ 133,800.00	$ 178,800.00		East Main Street Sewer Line Upsize from Impact Fees
54 - SEWER FUND - EXPENDITURES						
54-71-750	Sewer Construction	$ 48,100.00	$ 600,000.00	$ 551,900.00		East Main Street Sewer Line Upsize
As of Sept. 20, 2021						

CITY OF TREMONTON
FUND SUMMARY
FOR THE 1 MONTHS ENDING JULY 31, 2021

GENERAL FUND

	PERIOD ACTUAL	YTD ACTUAL	BUDGET	VARIANCE	PCNT
REVENUE					
TAXES	262,942.43	262,942.43	4,857,700.00	4,594,757.57	5.4
LICENSES & PERMITS	26,701.78	26,701.78	169,800.00	143,098.22	15.7
INTERGOVERNMENTAL - SENIOR SE	4,905.15	4,905.15	215,000.00	210,094.85	2.3
OTHER INTERGOVERNMENTAL REV.	4,023.66	4,023.66	452,000.00	447,976.34	.9
OTHER INCOME	73,597.09	73,597.09	590,800.00	517,202.91	12.5
ADMINISTRATION SERVICES	.00	.00	33,900.00	33,900.00	.0
COLLECTION ON RECEIVABLE	.00	.00	59,000.00	59,000.00	.0
	372,170.11	372,170.11	6,378,200.00	6,006,029.89	5.8
EXPENDITURES					
NON DEPARTMENTAL	9,745.53	9,745.53	50,100.00	40,354.47	19.5
CITY COUNCIL	16,487.53	16,487.53	71,000.00	54,512.47	23.2
COURT	11,757.76	11,757.76	104,400.00	92,642.24	11.3
CITY ADMINISTRATION	7,690.31	7,690.31	201,100.00	193,409.69	3.8
TREASURER	7,726.36	7,726.36	68,800.00	61,073.64	11.2
RECORDER	7,552.33	7,552.33	77,400.00	69,847.67	9.8
PROFESSIONAL	.00	.00	110,900.00	110,900.00	.0
ECONOMIC DEVELOPMENT	2,672.00	2,672.00	79,800.00	77,128.00	3.4
ELECTION	.00	.00	21,000.00	21,000.00	.0
CIVIC CENTER	3,256.66	3,256.66	30,800.00	27,543.34	10.6
PLANNING & COMM DEVELOPMENT	1,802.00	1,802.00	113,300.00	111,498.00	1.6
TRE. ENFORCEMENT LIQUOR LAWS	.00	.00	11,000.00	11,000.00	.0
POLICE DEPARTMENT	225,142.91	225,142.91	1,769,300.00	1,544,157.09	12.7
BUILDING INSPECTION	18,475.53	18,475.53	138,600.00	120,124.47	13.3
EMERGENCY MANAGEMENT	.00	.00	2,600.00	2,600.00	.0
GARBAGE COLLECTION	54.84	54.84	402,800.00	402,745.16	.0
STREETS DEPARTMENT	49,687.61	49,687.61	642,400.00	592,712.39	7.7
CLASS C ROAD PROJECT	1,078.00	1,078.00	34,000.00	32,922.00	3.2
SENIOR PROGRAMMING	10,764.24	10,764.24	118,400.00	107,635.76	9.1
CONGREGATE MEALS	6,651.94	6,651.94	92,900.00	86,248.06	7.2
HOME DELIVERED MEALS	13,700.79	13,700.79	197,500.00	183,799.21	6.9
SENIOR BUILDING	8,445.45	8,445.45	57,300.00	48,854.55	14.7
GOLF COURSE	.00	.00	1,800.00	1,800.00	.0
CEMETERY	3,755.58	3,755.58	37,500.00	33,744.42	10.0
PARKS	53,406.51	53,406.51	401,800.00	348,393.49	13.3
COMMUNITY EVENTS	21,942.20	21,942.20	85,300.00	63,357.80	25.7
LIBRARY	30,097.79	30,097.79	330,400.00	300,302.21	9.1
CONTRIBUTIONS TO OTHER UNITS	32,313.18	32,313.18	388,000.00	355,686.82	8.3
TRANSFER TO OTHER FUNDS	.00	.00	738,000.00	738,000.00	.0
	544,207.05	544,207.05	6,378,200.00	5,833,992.95	8.5
NET REVENUE OVER EXPENDITURES	(172,036.94)	(172,036.94)	.00	172,036.94	.0

CITY OF TREMONTON
FUND SUMMARY
FOR THE 1 MONTHS ENDING JULY 31, 2021

FOOD PANTRY - SPECIAL REV FUND

	PERIOD ACTUAL	YTD ACTUAL	BUDGET	VARIANCE	PCNT
REVENUE					
INTERGOVERNMENTAL REVENUE	.00	.00	10,000.00	10,000.00	.0
OTHER INCOME	.00	.00	500.00	500.00	.0
DONATIONS	1,470.00	1,470.00	35,000.00	33,530.00	4.2
TRANSFERS/BAL TO BE APPROPRIAT	.00	.00	20,300.00	20,300.00	.0
	1,470.00	1,470.00	65,800.00	64,330.00	2.2
EXPENDITURES					
FOOD PANTRY EXPENSE	5,756.26	5,756.26	65,600.00	59,843.74	8.8
ADMIN SERVICE CHARGE	.00	.00	200.00	200.00	.0
	5,756.26	5,756.26	65,800.00	60,043.74	8.8
NET REVENUE OVER EXPENDITURES	(4,286.26)	(4,286.26)	.00	4,286.26	.0

CITY OF TREMONTON
FUND SUMMARY
FOR THE 1 MONTHS ENDING JULY 31, 2021

RECREATION

	PERIOD ACTUAL	YTD ACTUAL	BUDGET	VARIANCE	PCNT
REVENUE					
ADULT PROGRAMS	657.00	657.00	13,200.00	12,543.00	5.0
YOUTH PROGRAMS	7,555.00	7,555.00	61,700.00	54,145.00	12.2
MISC. PROGRAMS	7,755.75	7,755.75	28,400.00	20,644.25	27.3
OTHER INCOME	1,230.00	1,230.00	4,600.00	3,370.00	26.7
DONATIONS	.00	.00	200.00	200.00	.0
TRANSFERS/FUND BAL TO BE APPRO	.00	.00	174,800.00	174,800.00	.0
	17,197.75	17,197.75	282,900.00	265,702.25	6.1
EXPENDITURES					
NON DEPARTMENTAL EXPENSE	19,533.88	19,533.88	161,900.00	142,366.12	12.1
CONSESSION STAND	1,327.96	1,327.96	9,000.00	7,672.04	14.8
SPECIAL EVENTS	73.54	73.54	3,800.00	3,726.46	1.9
TOURNAMENTS	435.10	435.10	16,800.00	16,364.90	2.6
ADULT SOCCER	1.62	1.62	1,600.00	1,598.38	.1
ADULT SOFTBALL	604.67	604.67	7,600.00	6,995.33	8.0
PICKLEBALL	.00	.00	7,800.00	7,800.00	.0
YOUTH BASEBALL	1,017.21	1,017.21	12,600.00	11,582.79	8.1
YOUTH BASKETBALL	.00	.00	25,800.00	25,800.00	.0
YOUTH FLAG FOOTBALL	.00	.00	4,000.00	4,000.00	.0
YOUTH SOCCER	.00	.00	9,900.00	9,900.00	.0
YOUTH TRACK AND FIELD	.00	.00	3,200.00	3,200.00	.0
YOUTH VOLLEYBALL	.00	.00	1,200.00	1,200.00	.0
YOUTH GOLF	.00	.00	3,500.00	3,500.00	.0
YOUTH BOWLING	.00	.00	700.00	700.00	.0
YOUTH KARATE	.00	.00	800.00	800.00	.0
YOUTH CAMPS	1,170.00	1,170.00	3,500.00	2,330.00	33.4
ADMIN SERVICE CHARGES	.00	.00	9,200.00	9,200.00	.0
	24,163.98	24,163.98	282,900.00	258,736.02	8.5
NET REVENUE OVER EXPENDITURES	(6,966.23)	(6,966.23)	.00	6,966.23	.0

CITY OF TREMONTON
FUND SUMMARY
FOR THE 1 MONTHS ENDING JULY 31, 2021

SPECIAL REVENUE FUND - PARKS

	PERIOD ACTUAL	YTD ACTUAL	BUDGET	VARIANCE	PCNT
REVENUE					
OTHER INCOME	11,631.33	11,631.33	215,000.00	203,368.67	5.4
	11,631.33	11,631.33	215,000.00	203,368.67	5.4
EXPENDITURES					
PARKS & RECREATION	1,563.54	1,563.54	215,000.00	213,436.46	.7
	1,563.54	1,563.54	215,000.00	213,436.46	.7
NET REVENUE OVER EXPENDITURES	10,067.79	10,067.79	.00	(10,067.79)	.0

CITY OF TREMONTON
FUND SUMMARY
FOR THE 1 MONTHS ENDING JULY 31, 2021

FIRE DEPARTMENT

	PERIOD ACTUAL	YTD ACTUAL	BUDGET	VARIANCE	PCNT
REVENUE					
EMS INTERGROVERNMENTAL REV	147,058.82	147,058.82	.00	(147,058.82)	.0
FIRE INTERGROVERNMENTAL REV	1,183.00	1,183.00	40,000.00	38,817.00	3.0
EMS - CHARGES FOR SERVICES	151,349.10	151,349.10	1,000,000.00	848,650.90	15.1
FIRE - OTHER INCOME	1,253.76	1,253.76	15,000.00	13,746.24	8.4
EMS - OTHER INCOME	512.46	512.46	7,000.00	6,487.54	7.3
MISC INCOME	.00	.00	442,400.00	442,400.00	.0
	301,357.14	301,357.14	1,504,400.00	1,203,042.86	20.0
EXPENDITURES					
NON-DEPARTMENTAL EXPENSE	44,430.13	44,430.13	300,100.00	255,669.87	14.8
FIRE DEPARTMENT EXPENSE	20,202.75	20,202.75	299,900.00	279,697.25	6.7
EMS DEPARTMENT EXPENSE	43,655.92	43,655.92	898,400.00	854,744.08	4.9
ADMINISTRATIVE FEES	.00	.00	6,000.00	6,000.00	.0
	108,288.80	108,288.80	1,504,400.00	1,396,111.20	7.2
NET REVENUE OVER EXPENDITURES	193,068.34	193,068.34	.00	(193,068.34)	.0

CITY OF TREMONTON
FUND SUMMARY
FOR THE 1 MONTHS ENDING JULY 31, 2021

CAPITAL PROJECTS FUND

	PERIOD ACTUAL	YTD ACTUAL	BUDGET	VARIANCE	PCNT
REVENUE					
TRANSFERS/FUND BAL TO BE APPRO	.00	.00	25,000.00	25,000.00	.0
	.00	.00	25,000.00	25,000.00	.0
EXPENDITURES					
PARKS CAPITAL PROJECTS	.00	.00	25,000.00	25,000.00	.0
	.00	.00	25,000.00	25,000.00	.0
NET REVENUE OVER EXPENDITURES	.00	.00	.00	.00	.0

CITY OF TREMONTON
FUND SUMMARY
FOR THE 1 MONTHS ENDING JULY 31, 2021

VEHICLE/EQUIP CAP PROJECT FUND

	PERIOD ACTUAL	YTD ACTUAL	BUDGET	VARIANCE	PCNT
REVENUE					
TRANSFERS/FUND BAL TO BE APPRO	.00	.00	399,000.00	399,000.00	.0
	.00	.00	399,000.00	399,000.00	.0
EXPENDITURES					
STREET DEPARTMENT	.00	.00	255,000.00	255,000.00	.0
PARKS	.00	.00	10,000.00	10,000.00	.0
CIVIC CENTER	9,600.00	9,600.00	60,000.00	50,400.00	16.0
TRANSFER TO OTHER FUNDS	.00	.00	74,000.00	74,000.00	.0
	9,600.00	9,600.00	399,000.00	389,400.00	2.4
NET REVENUE OVER EXPENDITURES	(9,600.00)	(9,600.00)	.00	9,600.00	.0

CITY OF TREMONTON
FUND SUMMARY
FOR THE 1 MONTHS ENDING JULY 31, 2021

TRANS CAPACITY CAPITAL FUND

	PERIOD ACTUAL	YTD ACTUAL	BUDGET	VARIANCE	PCNT
REVENUE					
GRANTS	.00	.00	505,000.00	505,000.00	.0
TRANSFERS/FUND BAL TO BE APPRO	.00	.00	20,000.00	20,000.00	.0
	.00	.00	525,000.00	525,000.00	.0
EXPENDITURES					
VEHICLE CAPACITY PROJECTS	1,341.00	1,341.00	525,000.00	523,659.00	.3
	1,341.00	1,341.00	525,000.00	523,659.00	.3
NET REVENUE OVER EXPENDITURES	(1,341.00)	(1,341.00)	.00	1,341.00	.0

CITY OF TREMONTON
FUND SUMMARY
FOR THE 1 MONTHS ENDING JULY 31, 2021

WATER UTILITY FUND

	PERIOD ACTUAL	YTD ACTUAL	BUDGET	VARIANCE	PCNT
REVENUE					
OTHER REVENUE	5,461.84	5,461.84	53,500.00	48,038.16	10.2
UTILITY REVENUE	317,828.78	317,828.78	2,002,200.00	1,684,371.22	15.9
CONTRIBUTIONS & TRANSFERS	.00	.00	3,996,500.00	3,996,500.00	.0
IMPACT FEES	11,556.00	11,556.00	.00	(11,556.00)	.0
	334,846.62	334,846.62	6,052,200.00	5,717,353.38	5.5
EXPENDITURES					
WATER DEPARTMENT UTILITY FUND	86,778.13	86,778.13	1,456,200.00	1,369,421.87	6.0
SECONDARY WATER	1,863.36	1,863.36	4,588,500.00	4,586,636.64	.0
ADMIN SERVICE CHARGES	.00	.00	7,500.00	7,500.00	.0
	88,641.49	88,641.49	6,052,200.00	5,963,558.51	1.5
NET REVENUE OVER EXPENDITURES	246,205.13	246,205.13	.00	(246,205.13)	.0

CITY OF TREMONTON
FUND SUMMARY
FOR THE 1 MONTHS ENDING JULY 31, 2021

TREATMENT PLANT FUND

	PERIOD ACTUAL	YTD ACTUAL	BUDGET	VARIANCE	PCNT
REVENUE					
OTHER INCOME	72.82	72.82	25,000.00	24,927.18	.3
UTILITY REVENUE	152,302.01	152,302.01	1,720,000.00	1,567,697.99	8.9
CONTRIBUTIONS & TRANSFERS	.00	.00	154,800.00	154,800.00	.0
IMPACT FEES	15,305.58	15,305.58	.00	(15,305.58)	.0
	167,680.41	167,680.41	1,899,800.00	1,732,119.59	8.8
EXPENDITURES					
TREATMENT PLANT	219,832.81	219,832.81	1,591,700.00	1,371,867.19	13.8
COMPOST OPERATIONS	11,604.55	11,604.55	299,100.00	287,495.45	3.9
ADMIN SERVICE CHARGES	.00	.00	9,000.00	9,000.00	.0
	231,437.36	231,437.36	1,899,800.00	1,668,362.64	12.2
NET REVENUE OVER EXPENDITURES	(63,756.95)	(63,756.95)	.00	63,756.95	.0

CITY OF TREMONTON
FUND SUMMARY
FOR THE 1 MONTHS ENDING JULY 31, 2021

SEWER FUND

	PERIOD ACTUAL	YTD ACTUAL	BUDGET	VARIANCE	PCNT
REVENUE					
OTHER REVENUE	.00	.00	5,000.00	5,000.00	.0
UTILITY REVENUE	19,726.32	19,726.32	228,000.00	208,273.68	8.7
CONTRIBUTIONS & TRANSFERS	.00	.00	551,900.00	551,900.00	.0
IMPACT FEES	2,844.00	2,844.00	.00	(2,844.00)	.0
	22,570.32	22,570.32	784,900.00	762,329.68	2.9
EXPENDITURES					
SEWER DEPARTMENT	22,987.81	22,987.81	783,900.00	760,912.19	2.9
ADMIN SERVICE CHARGES	.00	.00	1,000.00	1,000.00	.0
	22,987.81	22,987.81	784,900.00	761,912.19	2.9
NET REVENUE OVER EXPENDITURES	(417.49)	(417.49)	.00	417.49	.0

CITY OF TREMONTON
FUND SUMMARY
FOR THE 1 MONTHS ENDING JULY 31, 2021

STORM DRAIN FUND

	PERIOD ACTUAL	YTD ACTUAL	BUDGET	VARIANCE	PCNT
REVENUE					
OTHER REVENUE	.00	.00	4,000.00	4,000.00	.0
UTILITY REVENUE	14,230.49	14,230.49	166,000.00	151,769.51	8.6
CONTRIBUTIONS & TRANSFERS	.00	.00	70,100.00	70,100.00	.0
IMPACT FEES	13,491.00	13,491.00	.00	(13,491.00)	.0
	27,721.49	27,721.49	240,100.00	212,378.51	11.6
EXPENDITURES					
STORM DRAIN UTILITY FUND	4,111.26	4,111.26	239,100.00	234,988.74	1.7
ADMIN SERVICE CHARGES	.00	.00	1,000.00	1,000.00	.0
	4,111.26	4,111.26	240,100.00	235,988.74	1.7
NET REVENUE OVER EXPENDITURES	23,610.23	23,610.23	.00	(23,610.23)	.0

CITY OF TREMONTON
FUND SUMMARY
FOR THE 1 MONTHS ENDING JULY 31, 2021

RDA DIST #2 FUND - DOWNTOWN

	PERIOD ACTUAL	YTD ACTUAL	BUDGET	VARIANCE	PCNT
REVENUE					
TAXES	.00	.00	300,000.00	300,000.00	.0
OTHER INCOME	.00	.00	1,000.00	1,000.00	.0
CONTRIBUTIONS & TRANSFERS	.00	.00	39,500.00	39,500.00	.0
	.00	.00	340,500.00	340,500.00	.0
EXPENDITURES					
REDEVELOPMENT #2	.00	.00	340,500.00	340,500.00	.0
	.00	.00	340,500.00	340,500.00	.0
NET REVENUE OVER EXPENDITURES	.00	.00	.00	.00	.0

CITY OF TREMONTON
FUND SUMMARY
FOR THE 1 MONTHS ENDING JULY 31, 2021

RDA DIST #3 - WEST LIBERTY

	PERIOD ACTUAL	YTD ACTUAL	BUDGET	VARIANCE	PCNT
REVENUE					
SOURCE 35	.00	.00	1,000.00	1,000.00	.0
OTHER INCOME	.00	.00	274,000.00	274,000.00	.0
	.00	.00	275,000.00	275,000.00	.0
EXPENDITURES					
W.LIB FOODS/HOUSING PLAN IMPRO	.00	.00	275,000.00	275,000.00	.0
	.00	.00	275,000.00	275,000.00	.0
NET REVENUE OVER EXPENDITURES	.00	.00	.00	.00	.0

CITY OF TREMONTON
COMBINED CASH INVESTMENT
JULY 31, 2021

COMBINED CASH ACCOUNTS

01-11112	CASH IN CHECKING - ZIONS BANK	382,310.21
01-11113	ON-LINE PAY UTIL - CLEARING	1,895.55
01-11114	ONLINE PAY - AMB - CLEARING	(22,558.02)
01-11115	XPRESS DEPOSIT ACCOUNT	215,704.05
01-11451	RET CKS - CLEARING ZIONS BANK	227.68
01-11610	CASH IN INVESTMENTS - PTIF	19,502,630.81
01-11618	CASH IN INVESTMENTS - ZIONS BK	492,122.81
01-11750	UTILITY CLEARING	(478.46)
01-11760	COURT CASH CLEARING	(1,865.57)
	TOTAL COMBINED CASH	20,569,989.06
01-11800	ACCOUNTS RECEIVABLE CLEARING	1,047.07
01-11900	TOTAL ALLOCATION - OTHER FUNDS	(20,571,036.13)
	TOTAL UNALLOCATED CASH	.00

CASH ALLOCATION RECONCILIATION

10	ALLOCATION TO GENERAL FUND	4,017,904.34
21	ALLOCATION TO FOOD PANTRY - SPECIAL REV FUND	146,169.58
25	ALLOCATION TO RECREATION	178,946.98
26	ALLOCATION TO SPECIAL REVENUE FUND - PARKS	791,053.32
28	ALLOCATION TO FIRE DEPARTMENT	836,015.31
40	ALLOCATION TO CAPITAL PROJECTS FUND	1,283,877.54
41	ALLOCATION TO VEHICLE/EQUIP CAP PROJECT FUND	604,294.72
42	ALLOCATION TO TRANS CAPACITY CAPITAL FUND	1,060,598.93
51	ALLOCATION TO WATER UTILITY FUND	1,546,671.90
52	ALLOCATION TO TREATMENT PLANT FUND	4,981,052.09
54	ALLOCATION TO SEWER FUND	1,071,559.15
55	ALLOCATION TO STORM DRAIN FUND	948,064.18
71	ALLOCATION TO RDA DIST #2 FUND - DOWNTOWN	1,030,067.64
73	ALLOCATION TO RDA DIST #3 - WEST LIBERTY	2,074,760.45
	TOTAL ALLOCATIONS TO OTHER FUNDS	20,571,036.13
	ALLOCATION FROM COMBINED CASH FUND - 01-11900	(20,571,036.13)
	ZERO PROOF IF ALLOCATIONS BALANCE	.00

CITY OF TREMONTON
BALANCE SHEET
JULY 31, 2021

GENERAL FUND

	ASSETS		
10-11100	CASH FROM COMBINED FUND	4,017,904.34	
10-11200	CASH IN TILL	250.03	
10-11202	PETTY CASH FUND SENIOR CENTER	10.00	
10-11300	LIBRARY CASH IN TILL	20.00	
10-12110	ALLOWANCE FOR BAD DEBTS	36.66	
10-13100	ACCOUNTS RECEIVABLE - GF	30,027.09	
10-13103	ACCOUNTS RECEIVABLE GARBAGE	32,369.38	
10-13104	ACCOUNTS RECEIVABLE RECYCLE	5,804.03	
10-13170	A/R B&C ROAD	67,258.95	
10-13180	ACCOUNTS REC SALES TAX	367,201.37	
10-13181	PROPERTY TAX RECEIVABLE	1,694,731.00	
10-13182	A/R TRANSIENT ROOM TAX	2,831.16	
10-13403	TAX ASSESSMENT RECEIVABLE	346,995.14	
10-13500	UTILITY FRANCHISE LEASE RECVBL	84,502.98	
	TOTAL ASSETS		6,649,942.13
	LIABILITIES AND EQUITY		
	LIABILITIES		
10-21100	ACCOUNTS PAYABLE	580,097.07	
10-21151	DEFERRED REVENUE - GASB 34	1,694,731.00	
10-21500	WAGES PAYABLE	103,811.72	
10-22200	FEDERAL W/H TAXES PAYABLE	8,433.90	
10-22300	FICA PAYABLE	20,974.55	
10-22400	STATE W/H TAXES PAYABLE	5,288.67	
10-22440	AMERICAN HERITAGE LIFE INS	356.79	
10-22450	DISABILITY PAYABLE	1,075.31	
10-22460	PRE LEGAL PAYABLE	229.53	
10-22500	UTAH STATE RETIREMENT PAYABLE	27,773.77	
10-22510	HEALTH INSURANCE PAYABLE	(25,780.92)	
10-22520	DENTAL INSURANCE PAYABLE	(2,150.44)	
10-22530	VISION INSURANCE PAYABLE	(216.98)	
10-22540	LIFE INSURANCE PAYABLE	2,633.49	
10-22710	CLOTHING DEDUCTIONS PAYABLE	(3,716.91)	
10-22910	FLEX SPENDING ACCOUNT	1,234.61	
10-22920	HEALTH SAVINGS ACCOUNT	936.78	
10-22990	MISC DEDUCTIONS PAYABLE	195.23	
10-24510	SURCHARGE 35%	352.07	
10-24520	SURCHARGE 85%	1,717.77	
10-24521	SECURITY SURCHARGE	505.67	
10-24522	NEW ADDITIONAL STATE SURCHARGE	497.86	
10-24525	COURT CASH BAIL/TRUST	1,790.00	
10-24535	PD EVIDENCE MONEY	287.66	
10-24700	DEVELOPER FEE-IN-LIEU	228,632.08	
10-24710	DEVELOPER DEPOSIT/ESCROW	303,303.76	
10-25401	DEFERRED GRANT REVENUE	544,768.00	
	TOTAL LIABILITIES		3,497,762.04

CITY OF TREMONTON
BALANCE SHEET
JULY 31, 2021

GENERAL FUND

	FUND EQUITY			
	UNAPPROPRIATED FUND BALANCE:			
10-29800	FUND BALANCE - BEGINN OF YEAR	3,324,217.03		
	REVENUE OVER EXPENDITURES - YTD	(172,036.94)		
	BALANCE - CURRENT DATE		3,152,180.09	
	TOTAL FUND EQUITY			3,152,180.09
	TOTAL LIABILITIES AND EQUITY			6,649,942.13

CITY OF TREMONTON
REVENUES WITH COMPARISON TO BUDGET
FOR THE 1 MONTHS ENDING JULY 31, 2021

GENERAL FUND

		PERIOD ACTUAL	YTD ACTUAL	BUDGET	UNEARNED	PCNT
	TAXES					
10-31-100	GENERAL PROPERTY TAXES - CURR	.00	.00	1,918,000.00	1,918,000.00	.0
10-31-110	PENALTY/INTEREST	.00	.00	1,000.00	1,000.00	.0
10-31-112	AUTO IN LIEU	.00	.00	110,000.00	110,000.00	.0
10-31-120	PRIOR YR TAXES DELINQUENT	.00	.00	20,000.00	20,000.00	.0
10-31-130	GEN SALES & USE TAXES	188,416.00	188,416.00	1,860,700.00	1,672,284.00	10.1
10-31-150	FRANCHISE TAX CABLE TV/COMCAST	.00	.00	13,000.00	13,000.00	.0
10-31-160	TELECOMMUNICATION FRANCHISE TX	2,097.97	2,097.97	55,000.00	52,902.03	3.8
10-31-161	ELECTRIC ENERGY TAX	59,096.90	59,096.90	660,000.00	600,903.10	9.0
10-31-162	NATURAL GAS ENERGY TAX	9,605.56	9,605.56	190,000.00	180,394.44	5.1
10-31-163	TRANSIENT ROOM TAX	3,726.00	3,726.00	30,000.00	26,274.00	12.4
	TOTAL TAXES	262,942.43	262,942.43	4,857,700.00	4,594,757.57	5.4
	LICENSES & PERMITS					
10-32-210	BUSINESS LICENSES & PERMITS	194.05	194.05	30,000.00	29,805.95	.7
10-32-211	CONDITIONAL USE PERMIT	.00	.00	300.00	300.00	.0
10-32-220	BUILDING PERMITS	18,599.38	18,599.38	105,000.00	86,400.62	17.7
10-32-221	BUILDING PERMITS ADMIN. FEES	1,813.80	1,813.80	10,500.00	8,686.20	17.3
10-32-222	BLDG INSPECTS-INTERLOCAL AGREE	495.00	495.00	2,000.00	1,505.00	24.8
10-32-223	DEVELOPMENT PERMITS	1,772.27	1,772.27	2,000.00	227.73	88.6
10-32-224	SUBDIVISION SIGNS	260.00	260.00	.00	(260.00)	.0
10-32-225	NEW STREETLIGHTS	3,000.00	3,000.00	10,000.00	7,000.00	30.0
10-32-250	ANIMAL LICENSES	145.00	145.00	4,000.00	3,855.00	3.6
10-32-750	PD IMPACT FEE REIMBURSEMENT	422.28	422.28	6,000.00	5,577.72	7.0
	TOTAL LICENSES & PERMITS	26,701.78	26,701.78	169,800.00	143,098.22	15.7

CITY OF TREMONTON
REVENUES WITH COMPARISON TO BUDGET
FOR THE 1 MONTHS ENDING JULY 31, 2021

GENERAL FUND

		PERIOD ACTUAL	YTD ACTUAL	BUDGET	UNEARNED	PCNT
	INTERGOVERNMENTAL - SENIOR SER					
10-33-314	SENIOR TITLE III B	.00	.00	14,000.00	14,000.00	.0
10-33-316	STATE SERVICE	.00	.00	8,000.00	8,000.00	.0
10-33-317	BRAG MISC.	.00	.00	2,500.00	2,500.00	.0
10-33-318	STATE TRANSPORTATION	.00	.00	700.00	700.00	.0
10-33-320	SENIOR TITLE III C-1	.00	.00	20,000.00	20,000.00	.0
10-33-322	USDA CASH IN LIEU III C-1	.00	.00	6,500.00	6,500.00	.0
10-33-324	STATE NUTRITION C-1	.00	.00	1,000.00	1,000.00	.0
10-33-326	CONGREGATE MEALS INCOME	1,413.15	1,413.15	19,200.00	17,786.85	7.4
10-33-327	HOME DELIVERED MEAL INCOME	3,492.00	3,492.00	40,000.00	36,508.00	8.7
10-33-330	SENIOR TITLE III C-2	.00	.00	14,500.00	14,500.00	.0
10-33-332	USDA CASH IN LIEU III C-2	.00	.00	6,600.00	6,600.00	.0
10-33-334	STATE NUTRITION C-2	.00	.00	1,000.00	1,000.00	.0
10-33-336	STATE HOME DELIVERED MEALS	.00	.00	20,000.00	20,000.00	.0
10-33-337	HEALTH INSURANCE COUNSELING	.00	.00	3,000.00	3,000.00	.0
10-33-340	STATE SERVICE IIIF	.00	.00	3,000.00	3,000.00	.0
10-33-342	STATE SERVICE IIID	.00	.00	2,000.00	2,000.00	.0
10-33-352	LOCAL GOVERNMENT CONTRIBUTIONS	.00	.00	53,000.00	53,000.00	.0
	TOTAL INTERGOVERNMENTAL - SENIOR SE	4,905.15	4,905.15	215,000.00	210,094.85	2.3
	OTHER INTERGOVERNMENTAL REV.					
10-34-362	B & C ROAD FUND ALLOTMENT	.00	.00	380,000.00	380,000.00	.0
10-34-363	JAG GRANT REIMB - TRAINING EQU	.00	.00	4,500.00	4,500.00	.0
10-34-364	STATE LIQUIOR FUND ALLOTMENT	.00	.00	10,000.00	10,000.00	.0
10-34-370	LIBRARY STATE GRANT (CLEF)	.00	.00	6,000.00	6,000.00	.0
10-34-378	LIBRARY GRANT	418.66	418.66	.00	(418.66)	.0
10-34-398	PD OVERTIME REIMBURSEMENT	1,877.27	1,877.27	5,000.00	3,122.73	37.6
10-34-400	CIB GRANT	.00	.00	37,500.00	37,500.00	.0
10-34-410	POLICE GRANT MISC.	1,000.00	1,000.00	.00	(1,000.00)	.0
10-34-420	CLG GRANT (HISTORIC PRESERVAT)	.00	.00	9,000.00	9,000.00	.0
10-34-465	LIBRARY LSTA GRANT	727.73	727.73	.00	(727.73)	.0
	TOTAL OTHER INTERGOVERNMENTAL REV.	4,023.66	4,023.66	452,000.00	447,976.34	.9

GENERAL FUND

		PERIOD ACTUAL	YTD ACTUAL	BUDGET	UNEARNED	PCNT
	OTHER INCOME					
10-36-431	ANNEXATION FEES	.00	.00	800.00	800.00	.0
10-36-440	CEMETERY OPENING FEES	1,000.00	1,000.00	17,000.00	16,000.00	5.9
10-36-445	CEMETERY LOT SALES	800.00	800.00	17,000.00	16,200.00	4.7
10-36-446	CEMETERY TRANSFER FEES	.00	.00	100.00	100.00	.0
10-36-460	LIBRARY FEES	211.28	211.28	5,000.00	4,788.72	4.2
10-36-465	LIBRARY LSTA GRANT	1,636.92	1,636.92	.00	(1,636.92)	.0
10-36-500	COURT FINES & FORFEITURES	6,301.95	6,301.95	60,000.00	53,698.05	10.5
10-36-511	SERVING FEE - TREMONTON	.00	.00	100.00	100.00	.0
10-36-528	POLICE DEPARTMENT FEES	604.00	604.00	6,000.00	5,396.00	10.1
10-36-530	GARBAGE COLLECTION CHARGES	28,932.60	28,932.60	349,000.00	320,067.40	8.3
10-36-532	GARBAGE CAN PURCHASE	900.00	900.00	7,000.00	6,100.00	12.9
10-36-534	RECYCLE COLLECTION CHARGES	5,313.17	5,313.17	65,000.00	59,686.83	8.2
10-36-536	RECORDING FEES REIMBURSEMENT	.00	.00	100.00	100.00	.0
10-36-537	RR INSPECTION REIMBURSEMENT	12,600.00	12,600.00	12,600.00	.00	100.0
10-36-538	RR MAINTENANCE REIMBURSEMENT	5,085.64	5,085.64	4,500.00	(585.64)	113.0
10-36-579	RENTAL ON BOWERY/STAGE	80.00	80.00	100.00	20.00	80.0
10-36-585	RENT FROM SENIOR BUILDING	.00	.00	2,000.00	2,000.00	.0
10-36-586	GROUND LEASE/BILLBOARDS/CELL T	.00	.00	6,600.00	6,600.00	.0
10-36-601	OTHER REVENUE	651.92	651.92	5,000.00	4,348.08	13.0
10-36-610	INTEREST EARNING	6,071.84	6,071.84	15,000.00	8,928.16	40.5
10-36-613	ULGT TARP PROGRAM	.00	.00	3,000.00	3,000.00	.0
10-36-615	RESTITUTION	.00	.00	200.00	200.00	.0
10-36-617	CREDIT CARD SERVICE FEE	223.77	223.77	2,000.00	1,776.23	11.2
10-36-618	CITY CAR COMMUTING REIMBURSEME	240.00	240.00	3,000.00	2,760.00	8.0
10-36-660	24TH OF JULY PROCEEDS	2,475.00	2,475.00	2,000.00	(475.00)	123.8
10-36-661	COMMUNITY EVENTS PROCEEDS	180.00	180.00	200.00	20.00	90.0
10-36-671	SALE OF SURPLUS PROPERTY	74.00	74.00	5,000.00	4,926.00	1.5
10-36-832	PRIVATE DONATIONS - LIBRARY	200.00	200.00	.00	(200.00)	.0
10-36-834	LOCAL PRIVATE CONT UNITED WAY	.00	.00	100.00	100.00	.0
10-36-835	PRIVATE DONATION - SENIORS	15.00	15.00	2,000.00	1,985.00	.8
10-36-836	PRIVATE DONATION - COMM EVENT	.00	.00	200.00	200.00	.0
10-36-844	SENIOR PROGRAMS	.00	.00	100.00	100.00	.0
10-36-849	INSURANCE PROCEEDS	.00	.00	100.00	100.00	.0
	TOTAL OTHER INCOME	73,597.09	73,597.09	590,800.00	517,202.91	12.5
	ADMINISTRATION SERVICES					
10-37-128	ADMIN SERVICES TO FIRE DEPT	.00	.00	6,000.00	6,000.00	.0
10-37-151	ADMIN SERVICES TO WATER FUND	.00	.00	7,500.00	7,500.00	.0
10-37-152	ADMIN SERVICES TO WWTP FUND	.00	.00	9,000.00	9,000.00	.0
10-37-154	ADMIN SERVICES TO THE SEWER FD	.00	.00	1,000.00	1,000.00	.0
10-37-155	ADMIN SERVICE TO THE STORM FD	.00	.00	1,000.00	1,000.00	.0
10-37-156	ADMIN SERVICES TO THE REC FUND	.00	.00	9,200.00	9,200.00	.0
10-37-157	ADMIN SERVICES FOR FOOD PANTRY	.00	.00	200.00	200.00	.0
	TOTAL ADMINISTRATION SERVICES	.00	.00	33,900.00	33,900.00	.0

CITY OF TREMONTON
REVENUES WITH COMPARISON TO BUDGET
FOR THE 1 MONTHS ENDING JULY 31, 2021

GENERAL FUND

		PERIOD ACTUAL	YTD ACTUAL	BUDGET	UNEARNED	PCNT
	COLLECTION ON RECEIVABLE					
10-38-900	COLLECTION ON NOTE RECEIVABLE	.00	.00	59,000.00	59,000.00	.0
	TOTAL COLLECTION ON RECEIVABLE	.00	.00	59,000.00	59,000.00	.0
	TOTAL FUND REVENUE	372,170.11	372,170.11	6,378,200.00	6,006,029.89	5.8

GENERAL FUND

		PERIOD ACTUAL	YTD ACTUAL	BUDGET	UNEXPENDED	PCNT
	NON DEPARTMENTAL					
10-40-160	HEALTH, SAFETY & WELFARE	103.70	103.70	23,100.00	22,996.30	.5
10-40-212	MEMBERSHIPS/DUES	.00	.00	800.00	800.00	.0
10-40-220	PUBLIC NOTICES	.00	.00	1,500.00	1,500.00	.0
10-40-240	OFFICE SUPPLIES & EXPENSES	7.27	7.27	2,000.00	1,992.73	.4
10-40-241	POSTAGE	.00	.00	1,700.00	1,700.00	.0
10-40-242	WEB PAGE UPDATE	.00	.00	500.00	500.00	.0
10-40-243	COPIER/SUPPLIES	.00	.00	2,500.00	2,500.00	.0
10-40-250	SUPPLIES & MAINTENAN	.00	.00	700.00	700.00	.0
10-40-262	WENDELL PETTERSON SIGN AGRMNT	.00	.00	1,000.00	1,000.00	.0
10-40-270	UTILITIES (BILLBOARDS/SIGNS)	.00	.00	600.00	600.00	.0
10-40-272	ANNUAL BILLBOARD PERMIT	.00	.00	300.00	300.00	.0
10-40-280	TELEPHONE	76.00	76.00	500.00	424.00	15.2
10-40-281	INTERNET	21.00	21.00	300.00	279.00	7.0
10-40-312	COMPUTER SOFTWARE	9,291.00	9,291.00	10,800.00	1,509.00	86.0
10-40-345	BANK FEES	.00	.00	600.00	600.00	.0
10-40-347	CREDIT CARD SERVICE FEE	.00	.00	1,900.00	1,900.00	.0
10-40-370	OTHER PROFESSIONAL & TECHNICAL	.00	.00	500.00	500.00	.0
10-40-372	RECORDING FEES	.00	.00	200.00	200.00	.0
10-40-410	INSURANCE	246.56	246.56	500.00	253.44	49.3
10-40-450	MISCELLANEOUS SUPPLIES	.00	.00	100.00	100.00	.0
	TOTAL NON DEPARTMENTAL	9,745.53	9,745.53	50,100.00	40,354.47	19.5
	CITY COUNCIL					
10-41-100	SALARIES	763.95	763.95	7,500.00	6,736.05	10.2
10-41-101	OVERTIME WAGES	365.06	365.06	2,000.00	1,634.94	18.3
10-41-130	BENEFITS	5,159.45	5,159.45	25,000.00	19,840.55	20.6
10-41-140	HSA CONTRIBUTION	1,900.00	1,900.00	5,700.00	3,800.00	33.3
10-41-212	MEMBERSHIPS/DUES	6,299.07	6,299.07	6,000.00	(299.07)	105.0
10-41-230	TRAVEL	.00	.00	8,000.00	8,000.00	.0
10-41-241	POSTAGE	.00	.00	100.00	100.00	.0
10-41-244	COMMUNITY RELATIONS	.00	.00	1,000.00	1,000.00	.0
10-41-310	DATA PROCESSING	.00	.00	300.00	300.00	.0
10-41-313	COMPUTER HARDWARE ALLOWANCE	.00	.00	5,000.00	5,000.00	.0
10-41-360	EDUCATION	.00	.00	4,000.00	4,000.00	.0
10-41-450	MISCELLANEOUS SUPPLIES	.00	.00	1,000.00	1,000.00	.0
10-41-460	MISCELLANEOUS SERVICES	.00	.00	300.00	300.00	.0
10-41-570	NEW HOPE CRISIS	2,000.00	2,000.00	2,000.00	.00	100.0
10-41-571	GIRLS AND BOYS CLUB	.00	.00	2,500.00	2,500.00	.0
10-41-572	MISS BEAR RIVER PAGEANT	.00	.00	600.00	600.00	.0
	TOTAL CITY COUNCIL	16,487.53	16,487.53	71,000.00	54,512.47	23.2

GENERAL FUND

		PERIOD ACTUAL	YTD ACTUAL	BUDGET	UNEXPENDED	PCNT
	COURT					
10-42-100	SALARIES	6,847.14	6,847.14	61,200.00	54,352.86	11.2
10-42-102	MERIT	54.15	54.15	.00	(54.15)	.0
10-42-110	TEMPORARY WAGES (CONFLICT)	.00	.00	500.00	500.00	.0
10-42-130	BENEFITS	2,751.67	2,751.67	23,500.00	20,748.33	11.7
10-42-140	WITNESS FEES	.00	.00	300.00	300.00	.0
10-42-141	HSA CONTRIBUTION	650.00	650.00	1,300.00	650.00	50.0
10-42-142	JUROR FEE	.00	.00	500.00	500.00	.0
10-42-210	BOOKS & SUBSCRIPTIONS	.00	.00	1,000.00	1,000.00	.0
10-42-213	INTERPRETER FEES	99.50	99.50	400.00	300.50	24.9
10-42-230	TRAVEL	.00	.00	1,800.00	1,800.00	.0
10-42-240	OFFICE SUPPLIES & EXPENSES	.00	.00	800.00	800.00	.0
10-42-241	POSTAGE	.00	.00	500.00	500.00	.0
10-42-243	COPIER/SUPPLIES	.00	.00	200.00	200.00	.0
10-42-250	SUPPLIES & MAINTENAN	.00	.00	500.00	500.00	.0
10-42-255	JUDGE'S VEHICLE ALLOWANCE	625.95	625.95	5,500.00	4,874.05	11.4
10-42-280	TELEPHONE	238.32	238.32	1,200.00	961.68	19.9
10-42-281	INTERNET	41.03	41.03	600.00	558.97	6.8
10-42-310	SERVICES DATA PROCESSING	.00	.00	1,500.00	1,500.00	.0
10-42-312	COMPUTER SOFTWARE	450.00	450.00	1,000.00	550.00	45.0
10-42-313	COMPUTER HARDWARE	.00	.00	1,300.00	1,300.00	.0
10-42-330	LEGAL	.00	.00	300.00	300.00	.0
10-42-360	EDUCATION	.00	.00	300.00	300.00	.0
10-42-450	MISCELLANEOUS SUPPLIES	.00	.00	100.00	100.00	.0
10-42-460	MISCELLANEOUS SERVICES	.00	.00	100.00	100.00	.0
	TOTAL COURT	11,757.76	11,757.76	104,400.00	92,642.24	11.3
	CITY ADMINISTRATION					
10-45-100	SALARIES	4,620.00	4,620.00	127,000.00	122,380.00	3.6
10-45-130	BENEFITS	2,276.48	2,276.48	60,300.00	58,023.52	3.8
10-45-212	MEMBERSHIPS/DUES	.00	.00	200.00	200.00	.0
10-45-230	TRAVEL	.00	.00	200.00	200.00	.0
10-45-250	MANAGER VEHICLE ALLOWANCE	676.80	676.80	5,900.00	5,223.20	11.5
10-45-280	TELEPHONE	76.00	76.00	1,400.00	1,324.00	5.4
10-45-281	INTERNET	41.03	41.03	600.00	558.97	6.8
10-45-310	SERVICES DATA PROCESSING	.00	.00	1,500.00	1,500.00	.0
10-45-312	COMPUTER SOFTWARE	.00	.00	600.00	600.00	.0
10-45-313	COMPUTER HARDWARE	.00	.00	3,000.00	3,000.00	.0
10-45-360	EDUCATION	.00	.00	100.00	100.00	.0
10-45-450	MISCELLANEOUS SUPPLIES	.00	.00	300.00	300.00	.0
	TOTAL CITY ADMINISTRATION	7,690.31	7,690.31	201,100.00	193,409.69	3.8

CITY OF TREMONTON
EXPENDITURES WITH COMPARISON TO BUDGET
FOR THE 1 MONTHS ENDING JULY 31, 2021

GENERAL FUND

		PERIOD ACTUAL	YTD ACTUAL	BUDGET	UNEXPENDED	PCNT
	TREASURER					
10-46-100	SALARIES	3,947.56	3,947.56	37,000.00	33,052.44	10.7
10-46-101	OVERTIME WAGES	.00	.00	1,800.00	1,800.00	.0
10-46-102	MERIT	.00	.00	100.00	100.00	.0
10-46-130	BENEFITS	1,482.43	1,482.43	14,000.00	12,517.57	10.6
10-46-140	HSA CONTRIBUTION	1,900.00	1,900.00	3,800.00	1,900.00	50.0
10-46-212	MEMBERSHIPS/DUES	.00	.00	300.00	300.00	.0
10-46-220	CITIZEN RELATIONS ADS/PUB NOT	.00	.00	1,500.00	1,500.00	.0
10-46-230	TRAVEL	.00	.00	2,500.00	2,500.00	.0
10-46-280	TELEPHONE	314.32	314.32	1,500.00	1,185.68	21.0
10-46-281	INTERNET	82.05	82.05	1,100.00	1,017.95	7.5
10-46-310	SERVICES DATA PROCESSING	.00	.00	3,000.00	3,000.00	.0
10-46-312	COMPUTER SOFTWARE	.00	.00	900.00	900.00	.0
10-46-313	COMPUTER HARDWARE	.00	.00	300.00	300.00	.0
10-46-360	EDUCATION	.00	.00	1,000.00	1,000.00	.0
	TOTAL TREASURER	7,726.36	7,726.36	68,800.00	61,073.64	11.2
	RECORDER					
10-47-100	SALARIES	4,284.00	4,284.00	37,500.00	33,216.00	11.4
10-47-101	OVERTIME WAGES	588.00	588.00	1,000.00	412.00	58.8
10-47-102	MERIT	.00	.00	100.00	100.00	.0
10-47-103	CONTRACTED MINUTE TAKER	.00	.00	4,500.00	4,500.00	.0
10-47-130	BENEFITS	2,270.74	2,270.74	16,600.00	14,329.26	13.7
10-47-140	HSA CONTRIBUTION	.00	.00	2,400.00	2,400.00	.0
10-47-210	BOOKS/SUBSCRIPTIONS/	.00	.00	100.00	100.00	.0
10-47-212	MEMBERSHIPS/DUES	.00	.00	1,000.00	1,000.00	.0
10-47-230	TRAVEL	23.41	23.41	2,500.00	2,476.59	.9
10-47-241	POSTAGE	.00	.00	100.00	100.00	.0
10-47-250	SUPPLIES & MAINTENANCE	.00	.00	200.00	200.00	.0
10-47-280	TELEPHONE	324.64	324.64	1,500.00	1,175.36	21.6
10-47-281	INTERNET	61.54	61.54	800.00	738.46	7.7
10-47-310	SERVICES DATA PROCESSING	.00	.00	2,500.00	2,500.00	.0
10-47-312	COMPUTER SOFTWARE	.00	.00	2,200.00	2,200.00	.0
10-47-313	COMPUTER HARDWARE	.00	.00	1,400.00	1,400.00	.0
10-47-360	EDUCATION	.00	.00	2,700.00	2,700.00	.0
10-47-450	MISCELLANEOUS SUPPLIES	.00	.00	100.00	100.00	.0
10-47-500	EQUIPMENT LESS THAN $5000	.00	.00	200.00	200.00	.0
	TOTAL RECORDER	7,552.33	7,552.33	77,400.00	69,847.67	9.8

GENERAL FUND

		PERIOD ACTUAL	YTD ACTUAL	BUDGET	UNEXPENDED	PCNT
	PROFESSIONAL					
10-48-270	UTILITIES (RR CROSSING SIGNAL)	.00	.00	300.00	300.00	.0
10-48-320	ENGINEERING	.00	.00	7,000.00	7,000.00	.0
10-48-330	LEGAL	.00	.00	7,000.00	7,000.00	.0
10-48-331	LEGAL - CRIMINAL	.00	.00	40,000.00	40,000.00	.0
10-48-340	ACCOUNTING & AUDITING	.00	.00	27,500.00	27,500.00	.0
10-48-352	INDIGENT DEFENSE	.00	.00	12,000.00	12,000.00	.0
10-48-370	RAILROAD INSPECTION	.00	.00	12,600.00	12,600.00	.0
10-48-371	RR MAINTENANCE	.00	.00	4,500.00	4,500.00	.0
	TOTAL PROFESSIONAL	.00	.00	110,900.00	110,900.00	.0
	ECONOMIC DEVELOPMENT					
10-49-212	MEMBERSHIP DUES	2,672.00	2,672.00	3,000.00	328.00	89.1
10-49-320	ENGINEERING	.00	.00	1,000.00	1,000.00	.0
10-49-330	LEGAL	.00	.00	500.00	500.00	.0
10-49-370	OTHER PROFESSIONAL & TECHNICAL	.00	.00	75,000.00	75,000.00	.0
10-49-450	MISCELLANEOUS SUPPLIES	.00	.00	300.00	300.00	.0
	TOTAL ECONOMIC DEVELOPMENT	2,672.00	2,672.00	79,800.00	77,128.00	3.4
	ELECTION					
10-50-200	SPECIAL DEPARTMENT SUPPLIES	.00	.00	200.00	200.00	.0
10-50-220	PUBLIC NOTICES	.00	.00	200.00	200.00	.0
10-50-230	TRAVEL	.00	.00	100.00	100.00	.0
10-50-460	MISCELLANEOUS SERVICES	.00	.00	20,500.00	20,500.00	.0
	TOTAL ELECTION	.00	.00	21,000.00	21,000.00	.0

CITY OF TREMONTON
EXPENDITURES WITH COMPARISON TO BUDGET
FOR THE 1 MONTHS ENDING JULY 31, 2021

GENERAL FUND

		PERIOD ACTUAL	YTD ACTUAL	BUDGET	UNEXPENDED	PCNT
	CIVIC CENTER					
10-51-100	SALARIES	646.81	646.81	5,500.00	4,853.19	11.8
10-51-130	BENEFITS	61.15	61.15	1,200.00	1,138.85	5.1
10-51-250	SUPPLIES & MAINT.	.00	.00	100.00	100.00	.0
10-51-260	BUILDING & GROUNDS MAINTENANCE	269.00	269.00	5,000.00	4,731.00	5.4
10-51-268	TREES	.00	.00	300.00	300.00	.0
10-51-270	UTILITIES	.00	.00	6,500.00	6,500.00	.0
10-51-271	GAS - (QUESTAR)	24.31	24.31	5,500.00	5,475.69	.4
10-51-281	INTERNET	20.51	20.51	300.00	279.49	6.8
10-51-310	SERVICES DATA PROCESSING	.00	.00	1,000.00	1,000.00	.0
10-51-312	COMPUTER SOFTWARE	525.00	525.00	800.00	275.00	65.6
10-51-313	COMPUTER HARDWARE	.00	.00	100.00	100.00	.0
10-51-323	CONTRACT LABOR - MOWING	355.38	355.38	3,000.00	2,644.62	11.9
10-51-410	INSURANCE	1,354.50	1,354.50	1,400.00	45.50	96.8
10-51-450	MISCELLANEOUS SUPPLIES	.00	.00	100.00	100.00	.0
	TOTAL CIVIC CENTER	3,256.66	3,256.66	30,800.00	27,543.34	10.6
	PLANNING & COMM DEVELOPMENT					
10-52-220	PUBLIC NOTICES	.00	.00	700.00	700.00	.0
10-52-230	TRAVEL/PARTIES	.00	.00	1,000.00	1,000.00	.0
10-52-241	POSTAGE	.00	.00	100.00	100.00	.0
10-52-320	ENGINEERING	.00	.00	80,000.00	80,000.00	.0
10-52-330	LEGAL	.00	.00	2,500.00	2,500.00	.0
10-52-370	OTHER PROFESSIONAL & TECHNICAL	1,802.00	1,802.00	20,000.00	18,198.00	9.0
10-52-461	CLG GRANT (HISTORIC PRESERVAT)	.00	.00	9,000.00	9,000.00	.0
	TOTAL PLANNING & COMM DEVELOPMENT	1,802.00	1,802.00	113,300.00	111,498.00	1.6
	TRE. ENFORCEMENT LIQUOR LAWS					
10-53-360	EDUCATION	.00	.00	5,500.00	5,500.00	.0
10-53-500	EQUIPMENT LESS THAN $5000	.00	.00	5,500.00	5,500.00	.0
	TOTAL TRE. ENFORCEMENT LIQUOR LAWS	.00	.00	11,000.00	11,000.00	.0

GENERAL FUND

		PERIOD ACTUAL	YTD ACTUAL	BUDGET	UNEXPENDED	PCNT
	POLICE DEPARTMENT					
10-54-100	SALARIES	112,468.79	112,468.79	909,600.00	797,131.21	12.4
10-54-101	OVERTIME WAGES	4,019.34	4,019.34	41,200.00	37,180.66	9.8
10-54-104	MERIT	.00	.00	500.00	500.00	.0
10-54-106	DRUG TEST/PHYSICAL	.00	.00	800.00	800.00	.0
10-54-130	BENEFITS	67,575.72	67,575.72	553,000.00	485,424.28	12.2
10-54-140	HSA CONTRIBUTION	8,150.00	8,150.00	20,500.00	12,350.00	39.8
10-54-150	POLICE RESERVE	.00	.00	1,500.00	1,500.00	.0
10-54-160	HEALTH, SAFETY AND WELFARE	2,048.85	2,048.85	2,000.00	(48.85)	102.4
10-54-170	WITNESS FEES	.00	.00	100.00	100.00	.0
10-54-175	TRANSIENT AID	.00	.00	200.00	200.00	.0
10-54-200	SPECIAL DEPARTMENT SUPPLIES	2,225.00	2,225.00	7,500.00	5,275.00	29.7
10-54-210	BOOKS & SUBSCRIPTIONS	.00	.00	700.00	700.00	.0
10-54-212	MEMBERSHIPS/DUES	.00	.00	1,600.00	1,600.00	.0
10-54-220	PUBLIC NOTICES	.00	.00	100.00	100.00	.0
10-54-230	TRAVEL	538.00	538.00	4,000.00	3,462.00	13.5
10-54-240	OFFICE SUPPLIES & EXPENSES	.00	.00	5,500.00	5,500.00	.0
10-54-241	POSTAGE	.00	.00	800.00	800.00	.0
10-54-243	COPIES/SUPPLIES	.00	.00	500.00	500.00	.0
10-54-250	SUPPLIES & MAINTENAN	425.95	425.95	20,000.00	19,574.05	2.1
10-54-251	FUEL	.00	.00	35,000.00	35,000.00	.0
10-54-260	K-9 EXPENSES	.00	.00	3,000.00	3,000.00	.0
10-54-261	ANIMAL CONTROL EXPENSES	.00	.00	2,500.00	2,500.00	.0
10-54-262	BUILIDNG & GROUNDS MAINTENANCE	.00	.00	2,500.00	2,500.00	.0
10-54-270	UTILITIES	.00	.00	3,000.00	3,000.00	.0
10-54-271	GAS - (QUESTAR)	13.77	13.77	1,000.00	986.23	1.4
10-54-280	TELEPHONE	901.89	901.89	22,000.00	21,098.11	4.1
10-54-281	INTERNET	164.09	164.09	2,100.00	1,935.91	7.8
10-54-310	SERVICES DATA PROCESSING	.00	.00	7,000.00	7,000.00	.0
10-54-312	COMPUTER SOFTWARE	6,517.00	6,517.00	33,000.00	26,483.00	19.8
10-54-313	COMPUTER HARDWARE	35.14	35.14	19,600.00	19,564.86	.2
10-54-323	CONTRACT LABOR - MOWING	22.61	22.61	200.00	177.39	11.3
10-54-324	MOWING - ZONING ENFORCEMENT	.00	.00	200.00	200.00	.0
10-54-360	EDUCATION	1,000.00	1,000.00	8,000.00	7,000.00	12.5
10-54-410	INSURANCE	15,992.81	15,992.81	17,000.00	1,007.19	94.1
10-54-441	E.A.S.Y. ENFORCEMENT	.00	.00	200.00	200.00	.0
10-54-450	MISCELLANEOUS SUPPLIES	.00	.00	500.00	500.00	.0
10-54-460	MISCELLANEOUS SERVICES	.00	.00	100.00	100.00	.0
10-54-500	EQUIPMENT LESS THAN $5000	3,043.95	3,043.95	26,300.00	23,256.05	11.6
10-54-520	JAG GRANT EXP - TRAINING EQUIP	.00	.00	4,500.00	4,500.00	.0
10-54-563	800 MHZ RADIOS	.00	.00	5,500.00	5,500.00	.0
10-54-720	BUILDING IMPROVEMENTS	.00	.00	6,000.00	6,000.00	.0
	TOTAL POLICE DEPARTMENT	225,142.91	225,142.91	1,769,300.00	1,544,157.09	12.7

GENERAL FUND

		PERIOD ACTUAL	YTD ACTUAL	BUDGET	UNEXPENDED	PCNT
	BUILDING INSPECTION					
10-56-100	SALARIES	9,882.46	9,882.46	83,000.00	73,117.54	11.9
10-56-130	BENEFITS	4,355.62	4,355.62	37,200.00	32,844.38	11.7
10-56-210	BOOKS/SUBSCRIPTIONS/MEMBERSHIP	.00	.00	1,200.00	1,200.00	.0
10-56-230	TRAVEL	.00	.00	2,500.00	2,500.00	.0
10-56-240	OFFICE SUPPLIES & EXPENSES	.00	.00	400.00	400.00	.0
10-56-250	SUPPLIES & MAINT.	.00	.00	1,000.00	1,000.00	.0
10-56-251	FUEL	.00	.00	2,500.00	2,500.00	.0
10-56-280	TELEPHONE	76.00	76.00	1,200.00	1,124.00	6.3
10-56-281	INTERNET	20.51	20.51	300.00	279.49	6.8
10-56-310	SERVICES DATA PROCESSING	.00	.00	700.00	700.00	.0
10-56-312	COMPUTER SOFTWARE	.00	.00	2,000.00	2,000.00	.0
10-56-313	COMPUTER HARDWARE	.00	.00	100.00	100.00	.0
10-56-360	EDUCATION	.00	.00	1,000.00	1,000.00	.0
10-56-410	INSURANCE	4,140.94	4,140.94	4,000.00	(140.94)	103.5
10-56-500	EQUIPMENT LESS THAN $5000	.00	.00	1,500.00	1,500.00	.0
	TOTAL BUILDING INSPECTION	18,475.53	18,475.53	138,600.00	120,124.47	13.3
	EMERGENCY MANAGEMENT					
10-57-200	SPECIAL DEPARTMENT SUPPLIES	.00	.00	300.00	300.00	.0
10-57-230	TRAVEL	.00	.00	1,000.00	1,000.00	.0
10-57-240	OFFICE SUPPLIES & EXPENSE	.00	.00	300.00	300.00	.0
10-57-360	EDUCATION	.00	.00	1,000.00	1,000.00	.0
	TOTAL EMERGENCY MANAGEMENT	.00	.00	2,600.00	2,600.00	.0
	GARBAGE COLLECTION					
10-59-241	POSTAGE	.00	.00	1,400.00	1,400.00	.0
10-59-347	CREDIT CARD SERVICE FEE	.00	.00	1,400.00	1,400.00	.0
10-59-600	GARBAGE COLLECTION	54.84	54.84	300,000.00	299,945.16	.0
10-59-605	RECYCLE COLLECTION	.00	.00	70,000.00	70,000.00	.0
10-59-610	GARBAGE CANS	.00	.00	20,000.00	20,000.00	.0
10-59-611	ANNUAL SPRING CLEANUP	.00	.00	10,000.00	10,000.00	.0
	TOTAL GARBAGE COLLECTION	54.84	54.84	402,800.00	402,745.16	.0

GENERAL FUND

		PERIOD ACTUAL	YTD ACTUAL	BUDGET	UNEXPENDED	PCNT
	STREETS DEPARTMENT					
10-60-100	SALARIES	23,195.29	23,195.29	237,000.00	213,804.71	9.8
10-60-101	OVERTIME WAGES	963.56	963.56	10,000.00	9,036.44	9.6
10-60-103	MERIT	.00	.00	300.00	300.00	.0
10-60-106	DRUG TEST/PHYSICAL	.00	.00	300.00	300.00	.0
10-60-130	BENEFITS	10,686.64	10,686.64	131,500.00	120,813.36	8.1
10-60-140	HSA CONTRIBUTION	650.00	650.00	1,300.00	650.00	50.0
10-60-190	UNIFORMS	.00	.00	1,500.00	1,500.00	.0
10-60-200	SPECIAL DEPARTMENT SUPPLIES	.00	.00	2,000.00	2,000.00	.0
10-60-201	ROAD BASE MATERIALS	.00	.00	500.00	500.00	.0
10-60-202	STREETS MATERIAL (SAND & SALT)	.00	.00	5,500.00	5,500.00	.0
10-60-203	STREETS MATERIALS (SIGNS)	.00	.00	8,000.00	8,000.00	.0
10-60-204	NEW STREETLIGHTS (RM POWER)	.00	.00	30,000.00	30,000.00	.0
10-60-205	SAFETY SUPPLIES	.00	.00	500.00	500.00	.0
10-60-220	PUBLIC NOTICES	.00	.00	200.00	200.00	.0
10-60-230	TRAVEL	.00	.00	1,000.00	1,000.00	.0
10-60-240	OFFICE SUPPLIES & EXPENSES	.00	.00	200.00	200.00	.0
10-60-241	POSTAGE	.00	.00	700.00	700.00	.0
10-60-250	SUPPLIES & MAINT.	1,198.07	1,198.07	60,000.00	58,801.93	2.0
10-60-251	FUEL	.00	.00	14,000.00	14,000.00	.0
10-60-260	BUILDING AND SHOPS MAINTENANCE	.00	.00	2,000.00	2,000.00	.0
10-60-269	UTILITY - PUB WORKS BUILDING	.00	.00	6,800.00	6,800.00	.0
10-60-270	UTILITIES (STREETLIGHTS)	.00	.00	65,000.00	65,000.00	.0
10-60-271	GAS - (QUESTAR)	29.06	29.06	9,500.00	9,470.94	.3
10-60-280	TELEPHONE	162.32	162.32	2,500.00	2,337.68	6.5
10-60-281	INTERNET	41.03	41.03	600.00	558.97	6.8
10-60-310	SERVICES DATA PROCESSING	.00	.00	1,500.00	1,500.00	.0
10-60-312	COMPUTER SOFTWARE	.00	.00	500.00	500.00	.0
10-60-313	COMPUTER HARDWARE	.00	.00	1,300.00	1,300.00	.0
10-60-320	ENGINEERING	.00	.00	1,000.00	1,000.00	.0
10-60-360	EDUCATION	.00	.00	800.00	800.00	.0
10-60-410	INSURANCE	12,761.64	12,761.64	13,400.00	638.36	95.2
10-60-540	HOE UPGRADE	.00	.00	12,000.00	12,000.00	.0
10-60-550	SPECIAL PROJ - RR/SCHOOL CROSS	.00	.00	5,000.00	5,000.00	.0
10-60-558	PAINT STRIPPING F.A.S	.00	.00	11,000.00	11,000.00	.0
10-60-566	WAY FINDING SIGNAGE	.00	.00	5,000.00	5,000.00	.0
	TOTAL STREETS DEPARTMENT	49,687.61	49,687.61	642,400.00	592,712.39	7.7
	CLASS C ROAD PROJECT					
10-61-201	SIDEWALK	1,078.00	1,078.00	20,000.00	18,922.00	5.4
10-61-202	CURB AND GUTTER	.00	.00	10,000.00	10,000.00	.0
10-61-320	ENGINEERING	.00	.00	2,000.00	2,000.00	.0
10-61-370	OTHER PROFESSIONAL & TECHNICAL	.00	.00	1,000.00	1,000.00	.0
10-61-701	CAPITAL ENGINEERING	.00	.00	1,000.00	1,000.00	.0
	TOTAL CLASS C ROAD PROJECT	1,078.00	1,078.00	34,000.00	32,922.00	3.2

GENERAL FUND

		PERIOD ACTUAL	YTD ACTUAL	BUDGET	UNEXPENDED	PCNT
	SENIOR PROGRAMMING					
10-63-100	SALARIES	6,050.32	6,050.32	62,300.00	56,249.68	9.7
10-63-130	BENEFITS	2,620.09	2,620.09	28,000.00	25,379.91	9.4
10-63-140	HSA CONTRIBUTION	1,200.00	1,200.00	2,400.00	1,200.00	50.0
10-63-200	SPECIAL DEPARTMENT SUPPLIES	.00	.00	1,500.00	1,500.00	.0
10-63-201	ENSURE PURCHASE FOR SENIORS	.00	.00	6,000.00	6,000.00	.0
10-63-230	TRAVEL	.00	.00	800.00	800.00	.0
10-63-240	OFFICE SUPPLIES & EXPENSES	.00	.00	1,000.00	1,000.00	.0
10-63-241	POSTAGE	.00	.00	300.00	300.00	.0
10-63-243	COPIER/SUPPLIES	.00	.00	500.00	500.00	.0
10-63-250	SUPPLIES & MAINT.	.00	.00	3,200.00	3,200.00	.0
10-63-280	TELEPHONE	390.32	390.32	2,200.00	1,809.68	17.7
10-63-281	INTERNET	20.51	20.51	300.00	279.49	6.8
10-63-311	SERVICES DATA PROCESSING	.00	.00	700.00	700.00	.0
10-63-312	COMPUTER SOFTWARE	483.00	483.00	2,000.00	1,517.00	24.2
10-63-313	COMPUTER HARDWARE	.00	.00	2,300.00	2,300.00	.0
10-63-360	EDUCATION	.00	.00	400.00	400.00	.0
10-63-390	TOUR EXPENSE	.00	.00	1,000.00	1,000.00	.0
10-63-450	MISCELLANEOUS SUPPLIES	.00	.00	1,300.00	1,300.00	.0
10-63-460	MISCELLANEOUS SERVICES	.00	.00	1,500.00	1,500.00	.0
10-63-501	SENIOR VAN	.00	.00	700.00	700.00	.0
	TOTAL SENIOR PROGRAMMING	10,764.24	10,764.24	118,400.00	107,635.76	9.1
	CONGREGATE MEALS					
10-64-100	SALARIES	4,469.92	4,469.92	47,000.00	42,530.08	9.5
10-64-130	BENEFITS	1,379.76	1,379.76	12,300.00	10,920.24	11.2
10-64-200	FOOD	309.00	309.00	31,000.00	30,691.00	1.0
10-64-230	TRAVEL	.00	.00	100.00	100.00	.0
10-64-240	OFFICE SUPPLIES & EXPENSES	.00	.00	100.00	100.00	.0
10-64-243	COPIER/SUPPLIES	.00	.00	100.00	100.00	.0
10-64-250	SUPPLIES & MAINT.	.00	.00	300.00	300.00	.0
10-64-281	INTERNET	10.26	10.26	200.00	189.74	5.1
10-64-310	SERVICES DATA PROCESSING	.00	.00	400.00	400.00	.0
10-64-312	COMPUTER SOFTWARE	483.00	483.00	500.00	17.00	96.6
10-64-313	COMPUTER HARDWARE	.00	.00	600.00	600.00	.0
10-64-360	EDUCATION	.00	.00	300.00	300.00	.0
	TOTAL CONGREGATE MEALS	6,651.94	6,651.94	92,900.00	86,248.06	7.2

GENERAL FUND

		PERIOD ACTUAL	YTD ACTUAL	BUDGET	UNEXPENDED	PCNT
	HOME DELIVERED MEALS					
10-65-100	SALARIES	9,486.59	9,486.59	78,500.00	69,013.41	12.1
10-65-130	BENEFITS	2,508.30	2,508.30	18,700.00	16,191.70	13.4
10-65-200	FOOD	721.00	721.00	83,000.00	82,279.00	.9
10-65-230	TRAVEL	490.64	490.64	1,000.00	509.36	49.1
10-65-240	OFFICE SUPPLIES & EXPENSES	.00	.00	400.00	400.00	.0
10-65-243	COPIER/SUPPLIES	.00	.00	100.00	100.00	.0
10-65-250	SUPPLIES & MAINT.	.00	.00	3,500.00	3,500.00	.0
10-65-251	FUEL	.00	.00	5,000.00	5,000.00	.0
10-65-253	SSBG HOME DELIVERED MEALS	.00	.00	3,000.00	3,000.00	.0
10-65-280	TELEPHONE	.00	.00	1,000.00	1,000.00	.0
10-65-281	INTERNET	10.26	10.26	200.00	189.74	5.1
10-65-310	SERVICES DATA PROCESSING	.00	.00	400.00	400.00	.0
10-65-312	COMPUTER SOFTWARE	484.00	484.00	1,300.00	816.00	37.2
10-65-313	COMPUTER HARDWARE	.00	.00	1,000.00	1,000.00	.0
10-65-360	EDUCATION	.00	.00	400.00	400.00	.0
	TOTAL HOME DELIVERED MEALS	13,700.79	13,700.79	197,500.00	183,799.21	6.9
	SENIOR BUILDING					
10-66-100	SALARIES	1,364.97	1,364.97	15,500.00	14,135.03	8.8
10-66-130	BENEFITS	140.32	140.32	1,500.00	1,359.68	9.4
10-66-230	TRAVEL	.00	.00	100.00	100.00	.0
10-66-243	COPIER/SUPPLIES	.00	.00	300.00	300.00	.0
10-66-250	SUPPLIES & MAINT.	.00	.00	5,000.00	5,000.00	.0
10-66-260	BUILDING & GROUNDS MAINTENANCE	122.00	122.00	8,500.00	8,378.00	1.4
10-66-261	SPECIAL DEPT REPAIRS	.00	.00	1,200.00	1,200.00	.0
10-66-270	UTILITIES	.00	.00	11,000.00	11,000.00	.0
10-66-271	GAS - (QUESTAR)	104.00	104.00	4,000.00	3,896.00	2.6
10-66-281	INTERNET	41.03	41.03	600.00	558.97	6.8
10-66-310	SERVICES DATA PROCESSING	.00	.00	1,500.00	1,500.00	.0
10-66-312	COMPUTER SOFTWARE	.00	.00	300.00	300.00	.0
10-66-313	COMPUTER HARDWARE	.00	.00	200.00	200.00	.0
10-66-323	CONTRACT LABOR - MOWING	16.15	16.15	200.00	183.85	8.1
10-66-360	EDUCATION	.00	.00	200.00	200.00	.0
10-66-410	INSURANCE	6,656.98	6,656.98	7,000.00	343.02	95.1
10-66-450	MISCELLANEOUS SUPPLIES	.00	.00	200.00	200.00	.0
	TOTAL SENIOR BUILDING	8,445.45	8,445.45	57,300.00	48,854.55	14.7
	GOLF COURSE					
10-68-462	WATER SHARES	.00	.00	1,800.00	1,800.00	.0
	TOTAL GOLF COURSE	.00	.00	1,800.00	1,800.00	.0

CITY OF TREMONTON
EXPENDITURES WITH COMPARISON TO BUDGET
FOR THE 1 MONTHS ENDING JULY 31, 2021

GENERAL FUND

		PERIOD ACTUAL	YTD ACTUAL	BUDGET	UNEXPENDED	PCNT
	CEMETERY					
10-69-100	SALARIES	928.51	928.51	7,000.00	6,071.49	13.3
10-69-101	OVERTIME WAGES	.00	.00	600.00	600.00	.0
10-69-130	BENEFITS	368.25	368.25	4,100.00	3,731.75	9.0
10-69-200	SPECIAL DEPARTMENT SUPPLIES	.00	.00	1,000.00	1,000.00	.0
10-69-250	SUPPLIES & MAINT.	.00	.00	2,500.00	2,500.00	.0
10-69-268	TREES	.00	.00	2,000.00	2,000.00	.0
10-69-270	UTILITIES	.00	.00	4,000.00	4,000.00	.0
10-69-410	INSURANCE	555.94	555.94	700.00	144.06	79.4
10-69-460	CONTRACT LABOR - MOWING	1,902.88	1,902.88	15,600.00	13,697.12	12.2
	TOTAL CEMETERY	3,755.58	3,755.58	37,500.00	33,744.42	10.0

CITY OF TREMONTON
EXPENDITURES WITH COMPARISON TO BUDGET
FOR THE 1 MONTHS ENDING JULY 31, 2021

GENERAL FUND

		PERIOD ACTUAL	YTD ACTUAL	BUDGET	UNEXPENDED	PCNT
	PARKS					
10-72-100	SALARIES	24,561.05	24,561.05	136,700.00	112,138.95	18.0
10-72-101	CONCESSION STAND SALARY	23.96	23.96	.00	(23.96)	.0
10-72-102	MERIT	.00	.00	100.00	100.00	.0
10-72-103	OVERTIME WAGES	707.04	707.04	1,700.00	992.96	41.6
10-72-130	BENEFITS	13,473.10	13,473.10	75,000.00	61,526.90	18.0
10-72-140	HSA CONTRIBUTION	1,200.00	1,200.00	2,400.00	1,200.00	50.0
10-72-200	SPECIAL DEPARTMENT SUPPLIES	.00	.00	3,000.00	3,000.00	.0
10-72-212	MEMBERSHIPS/DUES	.00	.00	300.00	300.00	.0
10-72-230	TRAVEL	.00	.00	1,500.00	1,500.00	.0
10-72-240	OFFICE SUPPLIES & EXPENSES	.00	.00	300.00	300.00	.0
10-72-243	COPIER/SUPPLIES	.00	.00	500.00	500.00	.0
10-72-250	SUPPLIES & MAINT.	167.95	167.95	17,000.00	16,832.05	1.0
10-72-251	FUEL	.00	.00	5,000.00	5,000.00	.0
10-72-260	BUILDING & GROUNDS MAINTENANCE	.00	.00	10,000.00	10,000.00	.0
10-72-261	SPRINKLER SYSTEM REPAIRS	.00	.00	10,000.00	10,000.00	.0
10-72-262	WEED SPRAY	359.98	359.98	1,500.00	1,140.02	24.0
10-72-264	INFIELD DIRT	.00	.00	7,000.00	7,000.00	.0
10-72-266	PLAYGROUND MAINTENANCE	.00	.00	4,000.00	4,000.00	.0
10-72-267	CHRISTMAS LIGHTS	75.34	75.34	6,000.00	5,924.66	1.3
10-72-268	TREES	.00	.00	2,000.00	2,000.00	.0
10-72-270	UTILITIES	.00	.00	13,000.00	13,000.00	.0
10-72-271	GAS -(QUESTAR)	4.58	4.58	700.00	695.42	.7
10-72-280	TELEPHONE	152.00	152.00	2,900.00	2,748.00	5.2
10-72-281	INTERNET	61.54	61.54	800.00	738.46	7.7
10-72-310	SERVICES DATA PROCESSING	.00	.00	1,500.00	1,500.00	.0
10-72-312	COMPUTER SOFTWARE	.00	.00	800.00	800.00	.0
10-72-313	COMPUTER HARDWARE	.00	.00	3,600.00	3,600.00	.0
10-72-360	EDUCATION	.00	.00	1,000.00	1,000.00	.0
10-72-364	CONTRACT LABOR - MOWING	7,737.51	7,737.51	63,500.00	55,762.49	12.2
10-72-410	INSURANCE	4,882.46	4,882.46	5,000.00	117.54	97.7
10-72-450	MISCELLANEOUS SUPPLIES	.00	.00	1,000.00	1,000.00	.0
10-72-462	WATER SHARES	.00	.00	500.00	500.00	.0
10-72-540	EQUIPMENT LESS THAN $5000	.00	.00	4,000.00	4,000.00	.0
10-72-550	SPECIAL PROJECTS - PARKS	.00	.00	4,500.00	4,500.00	.0
10-72-704	IMPROVE TO BUILDING OVER 5,000	.00	.00	15,000.00	15,000.00	.0
	TOTAL PARKS	53,406.51	53,406.51	401,800.00	348,393.49	13.3

GENERAL FUND

		PERIOD ACTUAL	YTD ACTUAL	BUDGET	UNEXPENDED	PCNT
	COMMUNITY EVENTS					
10-73-100	SALARIES	1,739.40	1,739.40	13,600.00	11,860.60	12.8
10-73-101	OVERTIME WAGES	4,250.79	4,250.79	4,000.00	(250.79)	106.3
10-73-130	BENEFITS	2,553.91	2,553.91	9,500.00	6,946.09	26.9
10-73-241	POSTAGE	342.14	342.14	1,000.00	657.86	34.2
10-73-461	COMMUNITY EVENTS	.00	.00	7,000.00	7,000.00	.0
10-73-465	VETERAN'S MEMORIAL	.00	.00	1,000.00	1,000.00	.0
10-73-466	MEMORIAL DAY	.00	.00	1,000.00	1,000.00	.0
10-73-467	24TH OF JULY/CITY DAYS	2,100.00	2,100.00	16,000.00	13,900.00	13.1
10-73-468	PARADES	.00	.00	1,000.00	1,000.00	.0
10-73-471	FIREWORKS - 24TH OF JULY	10,955.96	10,955.96	14,000.00	3,044.04	78.3
10-73-476	FAIR BOOTH	.00	.00	800.00	800.00	.0
10-73-478	YOUTH COUNCIL/YCC TRAINING	.00	.00	6,400.00	6,400.00	.0
10-73-480	ARTS COUNCIL	.00	.00	10,000.00	10,000.00	.0
	TOTAL COMMUNITY EVENTS	21,942.20	21,942.20	85,300.00	63,357.80	25.7

GENERAL FUND

		PERIOD ACTUAL	YTD ACTUAL	BUDGET	UNEXPENDED	PCNT
	LIBRARY					
10-75-100	SALARIES	15,206.64	15,206.64	133,600.00	118,393.36	11.4
10-75-103	CHILDREN PROGRAM SALARIES	614.84	614.84	4,000.00	3,385.16	15.4
10-75-104	YOUTH PROGRAM SALARIES	117.56	117.56	2,500.00	2,382.44	4.7
10-75-105	ADULT PROGRAM SALARIES	728.34	728.34	5,000.00	4,271.66	14.6
10-75-106	DRUG TEST/PHYSICAL	50.00	50.00	500.00	450.00	10.0
10-75-130	BENEFITS	5,238.10	5,238.10	44,300.00	39,061.90	11.8
10-75-200	SPECIAL DEPARTMENT SUPPLIES	.00	.00	500.00	500.00	.0
10-75-210	BOOKS	1,485.61	1,485.61	20,000.00	18,514.39	7.4
10-75-211	AUDIO & VIDEO	.00	.00	5,000.00	5,000.00	.0
10-75-212	DIGITAL	.00	.00	2,000.00	2,000.00	.0
10-75-213	LOST AND DAMAGED BOOK REPLACEM	.00	.00	1,500.00	1,500.00	.0
10-75-215	SUBSCRIPTIONS	.00	.00	600.00	600.00	.0
10-75-220	PUBLIC NOTICES	.00	.00	100.00	100.00	.0
10-75-230	TRAVEL	.00	.00	1,500.00	1,500.00	.0
10-75-240	OFFICE SUPPLIES & EXPENSES	1,809.72	1,809.72	9,000.00	7,190.28	20.1
10-75-241	POSTAGE	.00	.00	1,000.00	1,000.00	.0
10-75-242	DONATIONS/GIFTS PURCHASES	.00	.00	1,600.00	1,600.00	.0
10-75-243	COPIER/SUPPLIES	.00	.00	5,000.00	5,000.00	.0
10-75-244	PROGRAM SUPPLIES	460.00	460.00	1,500.00	1,040.00	30.7
10-75-245	CHILDREN PROGRAMS	.00	.00	4,100.00	4,100.00	.0
10-75-246	YOUTH PROGRAMS	98.90	98.90	1,500.00	1,401.10	6.6
10-75-247	ADULT PROGRAMS	24.00	24.00	2,000.00	1,976.00	1.2
10-75-260	BUILDING & GROUNDS MAINTENANCE	.00	.00	4,000.00	4,000.00	.0
10-75-270	UTILITIES	.00	.00	3,000.00	3,000.00	.0
10-75-271	GAS - (QUESTAR)	7.16	7.16	1,000.00	992.84	.7
10-75-280	TELEPHONE	.00	.00	1,500.00	1,500.00	.0
10-75-281	"INTERNET/ERATE"	.00	.00	5,600.00	5,600.00	.0
10-75-310	SERVICES DATA PROCESSING	.00	.00	12,000.00	12,000.00	.0
10-75-311	SERV DATA PROC/SATELLITE BRANC	.00	.00	8,000.00	8,000.00	.0
10-75-312	COMPUTER SOFTWARE	706.00	706.00	18,400.00	17,694.00	3.8
10-75-313	COMPUTER HARDWARE	.00	.00	11,000.00	11,000.00	.0
10-75-314	SATELLITE COMPUTER SOFTWARE	.00	.00	5,300.00	5,300.00	.0
10-75-315	SATELLITE COMPUTER HARDWARE	.00	.00	2,000.00	2,000.00	.0
10-75-360	EDUCATION	399.00	399.00	1,500.00	1,101.00	26.6
10-75-410	INSURANCE	1,611.70	1,611.70	1,700.00	88.30	94.8
10-75-439	LIBRARY GRANT - MISC	286.49	286.49	500.00	213.51	57.3
10-75-440	STATE GRANT (CLEF)	.00	.00	6,000.00	6,000.00	.0
10-75-450	MISCELLANEOUS SUPPLIES	.00	.00	1,500.00	1,500.00	.0
10-75-460	MISCELLANEOUS SERVICES	.00	.00	100.00	100.00	.0
10-75-541	LSTA GRANT	1,253.73	1,253.73	500.00	(753.73)	250.8
	TOTAL LIBRARY	30,097.79	30,097.79	330,400.00	300,302.21	9.1
	CONTRIBUTIONS TO OTHER UNITS					
10-89-100	CONTRIBUTION TO UTOPIA DEBT	32,313.18	32,313.18	388,000.00	355,686.82	8.3
	TOTAL CONTRIBUTIONS TO OTHER UNITS	32,313.18	32,313.18	388,000.00	355,686.82	8.3

CITY OF TREMONTON
EXPENDITURES WITH COMPARISON TO BUDGET
FOR THE 1 MONTHS ENDING JULY 31, 2021

GENERAL FUND

		PERIOD ACTUAL	YTD ACTUAL	BUDGET	UNEXPENDED	PCNT
	TRANSFER TO OTHER FUNDS					
10-90-950	TRANSFER TO CAP PROJECTS FUND	.00	.00	300,000.00	300,000.00	.0
10-90-951	TRANS TO FIRE DEPT FUND	.00	.00	263,200.00	263,200.00	.0
10-90-954	TRANSFER TO RECREATION FUND	.00	.00	174,800.00	174,800.00	.0
	TOTAL TRANSFER TO OTHER FUNDS	.00	.00	738,000.00	738,000.00	.0
	TOTAL FUND EXPENDITURES	544,207.05	544,207.05	6,378,200.00	5,833,992.95	8.5
	NET REVENUE OVER EXPENDITURES	(172,036.94)	(172,036.94)	.00	172,036.94	.0

CITY OF TREMONTON
BALANCE SHEET
JULY 31, 2021

FOOD PANTRY - SPECIAL REV FUND

	ASSETS			
21-11100	CASH FROM COMBINED FUND		146,169.58	
	TOTAL ASSETS			146,169.58
	LIABILITIES AND EQUITY			
	FUND EQUITY			
	UNAPPROPRIATED FUND BALANCE:			
21-29800	FUND BALANCE - BEGINN OF YEAR	150,455.84		
	REVENUE OVER EXPENDITURES - YTD	(4,286.26)		
	BALANCE - CURRENT DATE		146,169.58	
	TOTAL FUND EQUITY			146,169.58
	TOTAL LIABILITIES AND EQUITY			146,169.58

CITY OF TREMONTON
REVENUES WITH COMPARISON TO BUDGET
FOR THE 1 MONTHS ENDING JULY 31, 2021

FOOD PANTRY - SPECIAL REV FUND

		PERIOD ACTUAL	YTD ACTUAL	BUDGET	UNEARNED	PCNT
	INTERGOVERNMENTAL REVENUE					
21-33-101	REIMBURSED SALES TAX	.00	.00	10,000.00	10,000.00	.0
	TOTAL INTERGOVERNMENTAL REVENUE	.00	.00	10,000.00	10,000.00	.0
	OTHER INCOME					
21-37-600	INTEREST EARNINGS	.00	.00	500.00	500.00	.0
	TOTAL OTHER INCOME	.00	.00	500.00	500.00	.0
	DONATIONS					
21-38-120	PRIVATE DONATION	1,470.00	1,470.00	35,000.00	33,530.00	4.2
	TOTAL DONATIONS	1,470.00	1,470.00	35,000.00	33,530.00	4.2
	TRANSFERS/BAL TO BE APPROPRIAT					
21-39-950	FUND BAL TO BE APPROPRIATED	.00	.00	20,300.00	20,300.00	.0
	TOTAL TRANSFERS/BAL TO BE APPROPRIAT	.00	.00	20,300.00	20,300.00	.0
	TOTAL FUND REVENUE	1,470.00	1,470.00	65,800.00	64,330.00	2.2

CITY OF TREMONTON
EXPENDITURES WITH COMPARISON TO BUDGET
FOR THE 1 MONTHS ENDING JULY 31, 2021

FOOD PANTRY - SPECIAL REV FUND

		PERIOD ACTUAL	YTD ACTUAL	BUDGET	UNEXPENDED	PCNT
	FOOD PANTRY EXPENSE					
21-40-100	SALARIES	3,385.14	3,385.14	34,200.00	30,814.86	9.9
21-40-130	BENEFITS	318.80	318.80	3,200.00	2,881.20	10.0
21-40-160	HEALTH, SAFETY & WELFARE	.00	.00	700.00	700.00	.0
21-40-200	FOOD/SUPPLIES	.00	.00	4,000.00	4,000.00	.0
21-40-230	TRAVEL	.00	.00	200.00	200.00	.0
21-40-240	OFFICE SUPPLIES & EXPENSES	.00	.00	500.00	500.00	.0
21-40-241	POSTAGE	.00	.00	100.00	100.00	.0
21-40-250	SUPPLIES & MAINTENAN	.00	.00	2,000.00	2,000.00	.0
21-40-251	FUEL	.00	.00	1,200.00	1,200.00	.0
21-40-260	BUILDING & GROUNDS MAINTENANCE	.00	.00	2,500.00	2,500.00	.0
21-40-270	UTILITIES	.00	.00	6,700.00	6,700.00	.0
21-40-271	GAS - (QUESTAR)	9.71	9.71	3,000.00	2,990.29	.3
21-40-280	TELEPHONE	152.00	152.00	2,000.00	1,848.00	7.6
21-40-281	INTERNET	20.51	20.51	300.00	279.49	6.8
21-40-310	SERVICES DATA PROCESSING	.00	.00	800.00	800.00	.0
21-40-312	COMPUTER SOFTWARE	.00	.00	200.00	200.00	.0
21-40-313	COMPUTER HARDWARE	.00	.00	1,200.00	1,200.00	.0
21-40-340	ACCOUNTING & AUDITING	.00	.00	400.00	400.00	.0
21-40-410	INSURANCE	1,870.10	1,870.10	1,900.00	29.90	98.4
21-40-450	MISCELLANEOUS SUPPLIES	.00	.00	500.00	500.00	.0
	TOTAL FOOD PANTRY EXPENSE	5,756.26	5,756.26	65,600.00	59,843.74	8.8
	ADMIN SERVICE CHARGE					
21-90-905	ADMIN SERVICES CHARGE	.00	.00	200.00	200.00	.0
	TOTAL ADMIN SERVICE CHARGE	.00	.00	200.00	200.00	.0
	TOTAL FUND EXPENDITURES	5,756.26	5,756.26	65,800.00	60,043.74	8.8
	NET REVENUE OVER EXPENDITURES	(4,286.26)	(4,286.26)	.00	4,286.26	.0

CITY OF TREMONTON
BALANCE SHEET
JULY 31, 2021

RECREATION

	ASSETS			
25-11100	CASH FROM COMBINED FUND		178,946.98	
	TOTAL ASSETS			178,946.98
	LIABILITIES AND EQUITY			
	FUND EQUITY			
	UNAPPROPRIATED FUND BALANCE:			
25-29800	FUND BALANCE - BEGINN OF YEAR	185,913.21		
	REVENUE OVER EXPENDITURES - YTD	(6,966.23)		
	BALANCE - CURRENT DATE		178,946.98	
	TOTAL FUND EQUITY			178,946.98
	TOTAL LIABILITIES AND EQUITY			178,946.98

RECREATION

		PERIOD ACTUAL	YTD ACTUAL	BUDGET	UNEARNED	PCNT
	ADULT PROGRAMS					
25-34-100	ADULT BASKETBALL	20.00	20.00	.00	(20.00)	.0
25-34-120	ADULT SOCCER	320.00	320.00	1,500.00	1,180.00	21.3
25-34-130	ADULT SOFTBALL	125.00	125.00	5,000.00	4,875.00	2.5
25-34-150	PICKLEBALL	192.00	192.00	7,000.00	6,808.00	2.7
25-34-400	WAIVERS	.00	.00	(300.00)	(300.00)	.0
	TOTAL ADULT PROGRAMS	657.00	657.00	13,200.00	12,543.00	5.0
	YOUTH PROGRAMS					
25-35-100	YOUTH BASEBALL	.00	.00	11,500.00	11,500.00	.0
25-35-120	YOUTH BASKETBALL	.00	.00	21,500.00	21,500.00	.0
25-35-130	YOUTH FLAG FOOTBALL	2,910.00	2,910.00	3,500.00	590.00	83.1
25-35-140	YOUTH SOCCER	4,700.00	4,700.00	13,000.00	8,300.00	36.2
25-35-150	YOUTH TRACK AND FIELD	.00	.00	5,000.00	5,000.00	.0
25-35-160	YOUTH VOLLEYBALL	.00	.00	1,000.00	1,000.00	.0
25-35-170	YOUTH GOLF	.00	.00	3,000.00	3,000.00	.0
25-35-180	YOUTH BOWLING	.00	.00	500.00	500.00	.0
25-35-190	YOUTH KARATE	.00	.00	700.00	700.00	.0
25-35-200	YOUTH CAMPS	280.00	280.00	3,500.00	3,220.00	8.0
25-35-400	WAIVERS	(335.00)	(335.00)	(1,500.00)	(1,165.00)	(22.3)
	TOTAL YOUTH PROGRAMS	7,555.00	7,555.00	61,700.00	54,145.00	12.2
	MISC. PROGRAMS					
25-36-100	CONSESSION STAND	1,725.75	1,725.75	6,000.00	4,274.25	28.8
25-36-110	SPECIAL EVENTS	130.00	130.00	3,500.00	3,370.00	3.7
25-36-140	TOURNAMENTS	5,900.00	5,900.00	19,000.00	13,100.00	31.1
25-36-400	WAIVERS	.00	.00	(100.00)	(100.00)	.0
	TOTAL MISC. PROGRAMS	7,755.75	7,755.75	28,400.00	20,644.25	27.3
	OTHER INCOME					
25-37-178	RENTAL - PARKS/FIELDS	375.00	375.00	1,000.00	625.00	37.5
25-37-179	RENTAL - BOWERY/STAGES	120.00	120.00	500.00	380.00	24.0
25-37-600	INTEREST EARNINGS	.00	.00	100.00	100.00	.0
25-37-617	CONVENIENCE FEE	735.00	735.00	3,000.00	2,265.00	24.5
	TOTAL OTHER INCOME	1,230.00	1,230.00	4,600.00	3,370.00	26.7

CITY OF TREMONTON
REVENUES WITH COMPARISON TO BUDGET
FOR THE 1 MONTHS ENDING JULY 31, 2021

RECREATION

		PERIOD ACTUAL	YTD ACTUAL	BUDGET	UNEARNED	PCNT
	DONATIONS					
25-38-143	RACE OPERATIONAL DONATIONS	.00	.00	200.00	200.00	.0
	TOTAL DONATIONS	.00	.00	200.00	200.00	.0
	TRANSFERS/FUND BAL TO BE APPRO					
25-39-901	TRANSFER FROM THE GEN FUND	.00	.00	174,800.00	174,800.00	.0
	TOTAL TRANSFERS/FUND BAL TO BE APPR	.00	.00	174,800.00	174,800.00	.0
	TOTAL FUND REVENUE	17,197.75	17,197.75	282,900.00	265,702.25	6.1

RECREATION

		PERIOD ACTUAL	YTD ACTUAL	BUDGET	UNEXPENDED	PCNT
	NON DEPARTMENTAL EXPENSE					
25-40-100	SALARIES - NON DEPARTMENTAL	8,190.51	8,190.51	60,400.00	52,209.49	13.6
25-40-101	OVERTIME WAGES - NON DEPT	741.51	741.51	3,000.00	2,258.49	24.7
25-40-102	MERIT- NON DEPARTMENTAL	.00	.00	100.00	100.00	.0
25-40-103	WAGES - IN FIELDS	1,547.53	1,547.53	8,000.00	6,452.47	19.3
25-40-112	WAGES - ADMIN ALLOCATION	1,008.00	1,008.00	12,800.00	11,792.00	7.9
25-40-130	BENEFITS	4,634.42	4,634.42	38,700.00	34,065.58	12.0
25-40-140	HSA CONTRIBUTION	1,850.00	1,850.00	3,700.00	1,850.00	50.0
25-40-200	SPECIAL DEPARTMENT SUPPLIES	.00	.00	500.00	500.00	.0
25-40-212	MEMBERSHIPS/DUES	.00	.00	500.00	500.00	.0
25-40-220	PUBLIC NOTICES	.00	.00	2,000.00	2,000.00	.0
25-40-230	TRAVEL	.00	.00	2,200.00	2,200.00	.0
25-40-240	OFFICE SUPPLIES & EXPENSES	.00	.00	500.00	500.00	.0
25-40-241	POSTAGE	.00	.00	500.00	500.00	.0
25-40-243	COPIER/SUPPLIES	.00	.00	500.00	500.00	.0
25-40-251	FUEL	.00	.00	1,000.00	1,000.00	.0
25-40-270	UTILITIES	.00	.00	6,000.00	6,000.00	.0
25-40-271	GAS - (QUESTAR)	4.58	4.58	700.00	695.42	.7
25-40-280	TELEPHONE	314.32	314.32	3,000.00	2,685.68	10.5
25-40-281	INTERNET	82.05	82.05	1,100.00	1,017.95	7.5
25-40-310	SERVICES DATA PROCESSING	.00	.00	3,000.00	3,000.00	.0
25-40-312	COMPUTER SOFTWARE	.00	.00	5,000.00	5,000.00	.0
25-40-313	COMPUTER HARDWARE	.00	.00	3,700.00	3,700.00	.0
25-40-340	ACCOUNTING & AUDITING	.00	.00	300.00	300.00	.0
25-40-347	CREDIT CARD SERVICE FEE	.00	.00	2,000.00	2,000.00	.0
25-40-360	EDUCATION	.00	.00	1,500.00	1,500.00	.0
25-40-410	INSURANCE	1,160.96	1,160.96	1,200.00	39.04	96.8
	TOTAL NON DEPARTMENTAL EXPENSE	19,533.88	19,533.88	161,900.00	142,366.12	12.1
	CONSESSION STAND					
25-41-100	SALARIES	1,162.20	1,162.20	4,000.00	2,837.80	29.1
25-41-130	BENEFITS	116.64	116.64	500.00	383.36	23.3
25-41-200	FOOD	49.12	49.12	3,000.00	2,950.88	1.6
25-41-250	EQUIPMENT, SUPPLIES & MAINT.	.00	.00	1,000.00	1,000.00	.0
25-41-260	BUILDING & GROUNDS MAINTENANCE	.00	.00	500.00	500.00	.0
	TOTAL CONSESSION STAND	1,327.96	1,327.96	9,000.00	7,672.04	14.8
	SPECIAL EVENTS					
25-42-100	SALARIES	67.49	67.49	500.00	432.51	13.5
25-42-130	BENEFITS	6.05	6.05	100.00	93.95	6.1
25-42-212	MEMBERSHIPS/DUES	.00	.00	1,500.00	1,500.00	.0
25-42-220	PUBLIC NOTICES	.00	.00	200.00	200.00	.0
25-42-250	EQUIPMENT SUPPLIES & MAINT.	.00	.00	1,500.00	1,500.00	.0
	TOTAL SPECIAL EVENTS	73.54	73.54	3,800.00	3,726.46	1.9

RECREATION

		PERIOD ACTUAL	YTD ACTUAL	BUDGET	UNEXPENDED	PCNT
	TOURNAMENTS					
25-44-100	SALARIES	398.25	398.25	12,000.00	11,601.75	3.3
25-44-130	BENEFITS	36.85	36.85	200.00	163.15	18.4
25-44-212	MEMBERSHIPS/DUES	.00	.00	600.00	600.00	.0
25-44-220	PUBLIC NOTICES	.00	.00	200.00	200.00	.0
25-44-250	EQUIPMENT SUPPLIES & MAINTENAN	.00	.00	3,500.00	3,500.00	.0
25-44-499	FACILITY RENTAL	.00	.00	300.00	300.00	.0
	TOTAL TOURNAMENTS	435.10	435.10	16,800.00	16,364.90	2.6
	ADULT SOCCER					
25-52-100	SALARIES	.00	.00	1,100.00	1,100.00	.0
25-52-130	BENEFITS	1.62	1.62	100.00	98.38	1.6
25-52-250	EQUIPMENT, SUPPLIES & MAINTEN	.00	.00	400.00	400.00	.0
	TOTAL ADULT SOCCER	1.62	1.62	1,600.00	1,598.38	.1
	ADULT SOFTBALL					
25-53-100	SALARIES	555.16	555.16	4,500.00	3,944.84	12.3
25-53-130	BENEFITS	49.51	49.51	500.00	450.49	9.9
25-53-220	PUBLIC NOTICES	.00	.00	100.00	100.00	.0
25-53-250	EQUIPMENT, SUPPLIES & MAINTENA	.00	.00	2,500.00	2,500.00	.0
	TOTAL ADULT SOFTBALL	604.67	604.67	7,600.00	6,995.33	8.0
	PICKLEBALL					
25-55-100	SALARIES	.00	.00	2,000.00	2,000.00	.0
25-55-130	BENEFITS	.00	.00	200.00	200.00	.0
25-55-220	PUBLIC NOTICES	.00	.00	100.00	100.00	.0
25-55-250	EQUIPMENT, SUPPLIES, MAINTENAN	.00	.00	1,500.00	1,500.00	.0
25-55-499	FACILITY RENTAL	.00	.00	4,000.00	4,000.00	.0
	TOTAL PICKLEBALL	.00	.00	7,800.00	7,800.00	.0
	YOUTH BASEBALL					
25-70-100	SALARIES	915.94	915.94	3,000.00	2,084.06	30.5
25-70-130	BENEFITS	101.27	101.27	300.00	198.73	33.8
25-70-212	MEMBERSHIPS/DUES	.00	.00	6,000.00	6,000.00	.0
25-70-220	PUBLIC NOTICE	.00	.00	300.00	300.00	.0
25-70-250	EQUIPMENT, SUPPLIES & MAINTENA	.00	.00	3,000.00	3,000.00	.0
	TOTAL YOUTH BASEBALL	1,017.21	1,017.21	12,600.00	11,582.79	8.1

RECREATION

		PERIOD ACTUAL	YTD ACTUAL	BUDGET	UNEXPENDED	PCNT
	YOUTH BASKETBALL					
25-72-100	SALARIES	.00	.00	11,500.00	11,500.00	.0
25-72-130	BENEFITS	.00	.00	1,200.00	1,200.00	.0
25-72-212	MEMBERSHIPS/DUES	.00	.00	6,000.00	6,000.00	.0
25-72-220	PUBLIC NOTICE	.00	.00	300.00	300.00	.0
25-72-250	EQUIPMENT, SUPPLIES & MAINENAN	.00	.00	2,300.00	2,300.00	.0
25-72-499	FACILITY RENTAL	.00	.00	4,500.00	4,500.00	.0
	TOTAL YOUTH BASKETBALL	.00	.00	25,800.00	25,800.00	.0
	YOUTH FLAG FOOTBALL					
25-73-100	SALARIES	.00	.00	1,600.00	1,600.00	.0
25-73-130	BENEFITS	.00	.00	200.00	200.00	.0
25-73-220	PUBLIC NOTICES	.00	.00	200.00	200.00	.0
25-73-250	EQUIPMENT, SUPPLIES & MAINTENA	.00	.00	2,000.00	2,000.00	.0
	TOTAL YOUTH FLAG FOOTBALL	.00	.00	4,000.00	4,000.00	.0
	YOUTH SOCCER					
25-74-100	SALARIES	.00	.00	4,000.00	4,000.00	.0
25-74-130	BENEFITS	.00	.00	400.00	400.00	.0
25-74-220	PUBLIC NOTICES	.00	.00	500.00	500.00	.0
25-74-250	EQUIPMENT, SUPPLIES & MAINTEN	.00	.00	5,000.00	5,000.00	.0
	TOTAL YOUTH SOCCER	.00	.00	9,900.00	9,900.00	.0
	YOUTH TRACK AND FIELD					
25-75-100	SALARIES	.00	.00	1,500.00	1,500.00	.0
25-75-130	BENEFITS	.00	.00	200.00	200.00	.0
25-75-250	EQUIPMENT, SUPPLIES & MAINTEN	.00	.00	1,500.00	1,500.00	.0
	TOTAL YOUTH TRACK AND FIELD	.00	.00	3,200.00	3,200.00	.0
	YOUTH VOLLEYBALL					
25-76-100	SALARIES	.00	.00	500.00	500.00	.0
25-76-130	BENEFITS	.00	.00	100.00	100.00	.0
25-76-250	EQUIPMENT, SUPPLIES & MAINTEN	.00	.00	500.00	500.00	.0
25-76-499	FACILITY RENTAL	.00	.00	100.00	100.00	.0
	TOTAL YOUTH VOLLEYBALL	.00	.00	1,200.00	1,200.00	.0

RECREATION

		PERIOD ACTUAL	YTD ACTUAL	BUDGET	UNEXPENDED	PCNT
	YOUTH GOLF					
25-77-212	MEMBERSHIPS/DUES	.00	.00	3,500.00	3,500.00	.0
	TOTAL YOUTH GOLF	.00	.00	3,500.00	3,500.00	.0
	YOUTH BOWLING					
25-78-212	MEMBERSHIPS/DUES	.00	.00	500.00	500.00	.0
25-78-250	EQUIPMENT, SUPPLIES & MAINTENA	.00	.00	200.00	200.00	.0
	TOTAL YOUTH BOWLING	.00	.00	700.00	700.00	.0
	YOUTH KARATE					
25-79-100	SALARIES	.00	.00	500.00	500.00	.0
25-79-130	BENEFITS	.00	.00	100.00	100.00	.0
25-79-250	EQUIPMENT, SUPPLIES & MAINTENA	.00	.00	200.00	200.00	.0
	TOTAL YOUTH KARATE	.00	.00	800.00	800.00	.0
	YOUTH CAMPS					
25-80-212	MEMBERSHIPS/DUES	1,170.00	1,170.00	3,500.00	2,330.00	33.4
	TOTAL YOUTH CAMPS	1,170.00	1,170.00	3,500.00	2,330.00	33.4
	ADMIN SERVICE CHARGES					
25-90-905	ADMIN SERVICES CHARGE	.00	.00	9,200.00	9,200.00	.0
	TOTAL ADMIN SERVICE CHARGES	.00	.00	9,200.00	9,200.00	.0
	TOTAL FUND EXPENDITURES	24,163.98	24,163.98	282,900.00	258,736.02	8.5
	NET REVENUE OVER EXPENDITURES	(6,966.23)	(6,966.23)	.00	6,966.23	.0

CITY OF TREMONTON
BALANCE SHEET
JULY 31, 2021

SPECIAL REVENUE FUND - PARKS

	ASSETS			
26-11100	CASH FROM COMBINED FUND		791,053.32	
	TOTAL ASSETS			791,053.32
	LIABILITIES AND EQUITY			
	FUND EQUITY			
26-27200	RESERVE FOR IMPACT FEES - NP		(105,087.18)	
	UNAPPROPRIATED FUND BALANCE:			
26-29800	FUND BALANCE - BEGINN OF YEAR	886,072.71		
	REVENUE OVER EXPENDITURES - YTD	10,067.79		
	BALANCE - CURRENT DATE		896,140.50	
	TOTAL FUND EQUITY			791,053.32
	TOTAL LIABILITIES AND EQUITY			791,053.32

CITY OF TREMONTON
REVENUES WITH COMPARISON TO BUDGET
FOR THE 1 MONTHS ENDING JULY 31, 2021

SPECIAL REVENUE FUND - PARKS

		PERIOD ACTUAL	YTD ACTUAL	BUDGET	UNEARNED	PCNT
	OTHER INCOME					
26-36-612	INTEREST EARNING	.00	.00	1,000.00	1,000.00	.0
26-36-750	PARKS IMPACT FEE	11,631.33	11,631.33	134,000.00	122,368.67	8.7
26-36-890	FUND BALANCE TO BE APPROPRIATE	.00	.00	80,000.00	80,000.00	.0
	TOTAL OTHER INCOME	11,631.33	11,631.33	215,000.00	203,368.67	5.4
	TOTAL FUND REVENUE	11,631.33	11,631.33	215,000.00	203,368.67	5.4

CITY OF TREMONTON
EXPENDITURES WITH COMPARISON TO BUDGET
FOR THE 1 MONTHS ENDING JULY 31, 2021

SPECIAL REVENUE FUND - PARKS

		PERIOD ACTUAL	YTD ACTUAL	BUDGET	UNEXPENDED	PCNT
	PARKS & RECREATION					
26-62-291	CAPITAL PROJECTS-CITY WIDE	.00	.00	80,000.00	80,000.00	.0
26-62-320	ENGINEERING	.00	.00	7,000.00	7,000.00	.0
26-62-370	OTHER PROFESSIONAL & TECHNICAL	402.60	402.60	5,000.00	4,597.40	8.1
26-62-503	TRAILHEAD IMPROVEMENTS	1,160.94	1,160.94	65,000.00	63,839.06	1.8
26-62-512	FACILITIES/IMPACT STUDY	.00	.00	8,000.00	8,000.00	.0
26-62-715	ACQUISITION OF WATER SHARES	.00	.00	50,000.00	50,000.00	.0
	TOTAL PARKS & RECREATION	1,563.54	1,563.54	215,000.00	213,436.46	.7
	TOTAL FUND EXPENDITURES	1,563.54	1,563.54	215,000.00	213,436.46	.7
	NET REVENUE OVER EXPENDITURES	10,067.79	10,067.79	.00	(10,067.79)	.0

CITY OF TREMONTON
BALANCE SHEET
JULY 31, 2021

FIRE DEPARTMENT

	ASSETS			
28-11100	CASH FROM COMBINED FUND		836,015.31	
28-13121	NEW A/R AMBULANCE - EASYWAY		(1,469.94)	
28-13122	NEW A/R AMBULANCE - AVOCATION		504,857.35	
28-13123	NEW A/R AMBULANCE-IMAGE TREND		300,279.99	
28-13150	ALLOWANCE FOR BAD DEBT		(200,000.00)	
	TOTAL ASSETS			1,439,682.71
	LIABILITIES AND EQUITY			
	FUND EQUITY			
	UNAPPROPRIATED FUND BALANCE:			
28-29800	FUND BALANCE - BEGINN OF YEAR	1,246,614.37		
	REVENUE OVER EXPENDITURES - YTD	193,068.34		
	BALANCE - CURRENT DATE		1,439,682.71	
	TOTAL FUND EQUITY			1,439,682.71
	TOTAL LIABILITIES AND EQUITY			1,439,682.71

CITY OF TREMONTON
REVENUES WITH COMPARISON TO BUDGET
FOR THE 1 MONTHS ENDING JULY 31, 2021

FIRE DEPARTMENT

		PERIOD ACTUAL	YTD ACTUAL	BUDGET	UNEARNED	PCNT
	EMS INTERGROVERNMENTAL REV					
28-33-365	STATE EMS GRANT	147,058.82	147,058.82	.00	(147,058.82)	.0
	TOTAL EMS INTERGROVERNMENTAL REV	147,058.82	147,058.82	.00	(147,058.82)	.0
	FIRE INTERGROVERNMENTAL REV					
28-34-357	REIMBURSEMENT - USE OF FIRE TR	1,183.00	1,183.00	.00	(1,183.00)	.0
28-34-390	FIRE CONTRACT - BE COUNTY	.00	.00	21,000.00	21,000.00	.0
28-34-395	FIRE CONTRACT - ELWOOD	.00	.00	16,000.00	16,000.00	.0
28-34-397	FIRE RESPONSE - COUNTY	.00	.00	3,000.00	3,000.00	.0
	TOTAL FIRE INTERGROVERNMENTAL REV	1,183.00	1,183.00	40,000.00	38,817.00	3.0
	EMS - CHARGES FOR SERVICES					
28-35-586	AMBULANCE BAD DEBT	(403.89)	(403.89)	(170,000.00)	(169,596.11)	(.2)
28-35-591	AMBULANCE-INSURANCE WRITE-OFF	(5,964.64)	(5,964.64)	(540,000.00)	(534,035.36)	(1.1)
28-35-592	BILLABLE SUPPLIES - AMBULANCE	19,052.45	19,052.45	130,000.00	110,947.55	14.7
28-35-593	BILLABLE SUPPLIES - WRITE OFF	.00	.00	(40,000.00)	(40,000.00)	.0
28-35-596	AMBULANCE MILEAGE	56,843.18	56,843.18	700,000.00	643,156.82	8.1
28-35-598	AMBULANCE FEES	81,822.00	81,822.00	920,000.00	838,178.00	8.9
	TOTAL EMS - CHARGES FOR SERVICES	151,349.10	151,349.10	1,000,000.00	848,650.90	15.1
	FIRE - OTHER INCOME					
28-36-601	OTHER REVENUE	1,074.46	1,074.46	10,000.00	8,925.54	10.7
28-36-603	PUBLIC EDUCATION PROVIDE	.00	.00	500.00	500.00	.0
28-36-610	INTEREST EARNING	1.30	1.30	3,000.00	2,998.70	.0
28-36-838	PUBLIC EDUCATION PROVIDE	178.00	178.00	500.00	322.00	35.6
28-36-840	MED MALPRACTICE INS FOR DIRECT	.00	.00	1,000.00	1,000.00	.0
	TOTAL FIRE - OTHER INCOME	1,253.76	1,253.76	15,000.00	13,746.24	8.4
	EMS - OTHER INCOME					
28-37-750	FIRE/EMS IMPACT FEE REIMBURSE	512.46	512.46	7,000.00	6,487.54	7.3
	TOTAL EMS - OTHER INCOME	512.46	512.46	7,000.00	6,487.54	7.3

CITY OF TREMONTON
REVENUES WITH COMPARISON TO BUDGET
FOR THE 1 MONTHS ENDING JULY 31, 2021

FIRE DEPARTMENT

		PERIOD ACTUAL	YTD ACTUAL	BUDGET	UNEARNED	PCNT
	MISC INCOME					
28-39-950	TRANSFERS FROM GENERAL FUND	.00	.00	263,200.00	263,200.00	.0
28-39-955	TRANSFERS FROM CAPITAL EQUIP	.00	.00	74,000.00	74,000.00	.0
28-39-999	FUND BALANCE TO BE APPROPRIATE	.00	.00	105,200.00	105,200.00	.0
	TOTAL MISC INCOME	.00	.00	442,400.00	442,400.00	.0
	TOTAL FUND REVENUE	301,357.14	301,357.14	1,504,400.00	1,203,042.86	20.0

CITY OF TREMONTON
EXPENDITURES WITH COMPARISON TO BUDGET
FOR THE 1 MONTHS ENDING JULY 31, 2021

FIRE DEPARTMENT

		PERIOD ACTUAL	YTD ACTUAL	BUDGET	UNEXPENDED	PCNT
	NON-DEPARTMENTAL EXPENSE					
28-50-100	ADMIN WAGES	12,649.90	12,649.90	127,000.00	114,350.10	10.0
28-50-101	OVERTIME WAGES	1,089.38	1,089.38	5,000.00	3,910.62	21.8
28-50-102	MERIT	270.73	270.73	200.00	(70.73)	135.4
28-50-105	BUILDING MAINTENANCE WAGES	66.96	66.96	3,000.00	2,933.04	2.2
28-50-106	DRUG TEST/PHYSICAL	320.00	320.00	7,000.00	6,680.00	4.6
28-50-130	BENEFITS	5,492.55	5,492.55	54,000.00	48,507.45	10.2
28-50-220	PUBLIC NOTICES	.00	.00	200.00	200.00	.0
28-50-240	OFFICE SUPPLIES & EXPENSES	.00	.00	2,500.00	2,500.00	.0
28-50-243	COPIER/SUPPLIES	.00	.00	1,500.00	1,500.00	.0
28-50-260	BUILDING & GROUNDS MAINTENANCE	155.00	155.00	3,000.00	2,845.00	5.2
28-50-270	UTILITIES	.00	.00	2,700.00	2,700.00	.0
28-50-271	GAS - (QUESTAR)	24.32	24.32	5,000.00	4,975.68	.5
28-50-280	TELEPHONE	76.00	76.00	14,000.00	13,924.00	.5
28-50-281	INTERNET	41.03	41.03	900.00	858.97	4.6
28-50-310	SERVICES DATA PROCESSING	.00	.00	2,200.00	2,200.00	.0
28-50-312	COMPUTER SOFTWARE	.00	.00	1,800.00	1,800.00	.0
28-50-313	COMPUTER HARDWARE	.00	.00	6,700.00	6,700.00	.0
28-50-330	LEGAL	.00	.00	500.00	500.00	.0
28-50-340	ACCOUNTING & AUDITING	.00	.00	4,400.00	4,400.00	.0
28-50-370	OTHER PROFESSIONAL & TECHNICAL	.00	.00	500.00	500.00	.0
28-50-410	INSURANCE	23,383.26	23,383.26	24,500.00	1,116.74	95.4
28-50-451	HEALTH SAFETY WELFARE	.00	.00	9,500.00	9,500.00	.0
28-50-512	FACILITIES/IMPACT STUDY	.00	.00	3,000.00	3,000.00	.0
28-50-530	IMPROVE TO BUILDING LESS $5000	861.00	861.00	1,000.00	139.00	86.1
28-50-704	IMPROVE TO BUILDING OVER $5000	.00	.00	20,000.00	20,000.00	.0
	TOTAL NON-DEPARTMENTAL EXPENSE	44,430.13	44,430.13	300,100.00	255,669.87	14.8

CITY OF TREMONTON
EXPENDITURES WITH COMPARISON TO BUDGET
FOR THE 1 MONTHS ENDING JULY 31, 2021

FIRE DEPARTMENT

		PERIOD ACTUAL	YTD ACTUAL	BUDGET	UNEXPENDED	PCNT
	FIRE DEPARTMENT EXPENSE					
28-51-100	FIRE DEPT WAGES	5,880.31	5,880.31	40,000.00	34,119.69	14.7
28-51-101	OVERTIME WAGES	1,863.38	1,863.38	.00	(1,863.38)	.0
28-51-107	FIRE TRAINING WAGES	3,071.55	3,071.55	.00	(3,071.55)	.0
28-51-108	HAZMAT WAGES	.00	.00	2,500.00	2,500.00	.0
28-51-130	BENEFITS	2,759.77	2,759.77	3,100.00	340.23	89.0
28-51-212	MEMBERSHIPS/DUES	.00	.00	600.00	600.00	.0
28-51-230	TRAVEL	.00	.00	14,000.00	14,000.00	.0
28-51-246	BILLABLE SUPPLIES	.00	.00	600.00	600.00	.0
28-51-250	SUPPLIES AND MAINTENANCE	.00	.00	50,000.00	50,000.00	.0
28-51-251	FIRE EQUIPMENT FUEL	.00	.00	5,000.00	5,000.00	.0
28-51-252	PERSONAL PROTECTIVE EQUIPMENT	.00	.00	30,000.00	30,000.00	.0
28-51-263	PUBLIC EDUCATION	.00	.00	3,500.00	3,500.00	.0
28-51-292	EQUIPMENT PURCHASES (GRANTS)	1,178.00	1,178.00	30,000.00	28,822.00	3.9
28-51-360	EDUCATION/CERTIFICATION	.00	.00	10,000.00	10,000.00	.0
28-51-367	RECERTIFICATION	.00	.00	5,000.00	5,000.00	.0
28-51-370	OTHER PROFESSIONAL & TECHNICAL	.00	.00	15,000.00	15,000.00	.0
28-51-450	MISCELLANEOUS SUPPLIES	.00	.00	1,000.00	1,000.00	.0
28-51-461	FIRE EXTINGUISHERS	158.50	158.50	600.00	441.50	26.4
28-51-508	FIRE EQUIPMENT LESS THAN $5000	.00	.00	5,000.00	5,000.00	.0
28-51-706	FIRE EQUIP GREATER THAN $5000	.00	.00	20,000.00	20,000.00	.0
28-51-802	DEBT PRINCIPAL PAYMENT	387.93	387.93	60,000.00	59,612.07	.7
28-51-851	DEBT INTEREST PAYMENT	4,903.31	4,903.31	4,000.00	(903.31)	122.6
	TOTAL FIRE DEPARTMENT EXPENSE	20,202.75	20,202.75	299,900.00	279,697.25	6.7

FIRE DEPARTMENT

		PERIOD ACTUAL	YTD ACTUAL	BUDGET	UNEXPENDED	PCNT
	EMS DEPARTMENT EXPENSE					
28-52-100	AMBULANCE WAGES	18,370.29	18,370.29	393,500.00	375,129.71	4.7
28-52-101	OVERTIME WAGES	481.50	481.50	.00	(481.50)	.0
28-52-104	ON-CALL PAY	9,287.77	9,287.77	.00	(9,287.77)	.0
28-52-111	FRONT OFFICE STAFF AMB WAGE	2,483.37	2,483.37	22,200.00	19,716.63	11.2
28-52-113	AMBULANCE TRAINING WAGES	.00	.00	5,000.00	5,000.00	.0
28-52-130	BENEFITS	3,995.20	3,995.20	232,300.00	228,304.80	1.7
28-52-230	TRAVEL	.00	.00	7,000.00	7,000.00	.0
28-52-241	POSTAGE	.00	.00	2,500.00	2,500.00	.0
28-52-245	AMBULANCE SUPPLIES & MAINT	1,663.17	1,663.17	35,000.00	33,336.83	4.8
28-52-246	BILLABLE SUPPLIES	4,047.99	4,047.99	50,000.00	45,952.01	8.1
28-52-248	AMBULANCE FUEL	.00	.00	13,000.00	13,000.00	.0
28-52-252	PERSONAL PROTECTIVE EQUIPMENT	.00	.00	15,000.00	15,000.00	.0
28-52-293	AMBULANCE BILLING SOFTWARE	.00	.00	9,000.00	9,000.00	.0
28-52-312	COMPUTER SOFTWARE	.00	.00	16,200.00	16,200.00	.0
28-52-347	CREDIT CARD SERVICE FEE	.00	.00	3,000.00	3,000.00	.0
28-52-360	EDUCATION/CERTIFICATION	.00	.00	6,000.00	6,000.00	.0
28-52-368	RECERTIFICATION	.00	.00	8,000.00	8,000.00	.0
28-52-370	OTHER PROFESSIONAL & TECHNICAL	1,380.00	1,380.00	6,000.00	4,620.00	23.0
28-52-371	MEDICAID BILLING FEE	.00	.00	25,000.00	25,000.00	.0
28-52-410	INSURANCE	.00	.00	6,000.00	6,000.00	.0
28-52-450	MISCELLANEOUS SUPPLIES	.00	.00	500.00	500.00	.0
28-52-480	BAD DEBTS/SERVING FEES	(30.00)	(30.00)	.00	30.00	.0
28-52-500	AMB EQUIP LESS THAN $5000	.00	.00	5,000.00	5,000.00	.0
28-52-706	AMB EQUIP GREATER THAN $5000	.00	.00	15,000.00	15,000.00	.0
28-52-802	LEASE PRINCIPAL PAYMENT	144.92	144.92	21,700.00	21,555.08	.7
28-52-851	LEASE INTEREST PAYMENT	1,831.71	1,831.71	1,500.00	(331.71)	122.1
	TOTAL EMS DEPARTMENT EXPENSE	43,655.92	43,655.92	898,400.00	854,744.08	4.9
	ADMINISTRATIVE FEES					
28-90-905	ADMIN FEES	.00	.00	6,000.00	6,000.00	.0
	TOTAL ADMINISTRATIVE FEES	.00	.00	6,000.00	6,000.00	.0
	TOTAL FUND EXPENDITURES	108,288.80	108,288.80	1,504,400.00	1,396,111.20	7.2
	NET REVENUE OVER EXPENDITURES	193,068.34	193,068.34	.00	(193,068.34)	.0

CITY OF TREMONTON
BALANCE SHEET
JULY 31, 2021

CAPITAL PROJECTS FUND

	ASSETS			
40-11100	CASH FROM COMBINED FUND		1,283,877.54	
	TOTAL ASSETS			1,283,877.54
	LIABILITIES AND EQUITY			
	FUND EQUITY			
	UNAPPROPRIATED FUND BALANCE:			
40-29800	FUND BALANCE - BEGINN OF YEAR	1,283,877.54		
	BALANCE - CURRENT DATE		1,283,877.54	
	TOTAL FUND EQUITY			1,283,877.54
	TOTAL LIABILITIES AND EQUITY			1,283,877.54

CITY OF TREMONTON
REVENUES WITH COMPARISON TO BUDGET
FOR THE 1 MONTHS ENDING JULY 31, 2021

CAPITAL PROJECTS FUND

		PERIOD ACTUAL	YTD ACTUAL	BUDGET	UNEARNED	PCNT
	TRANSFERS/FUND BAL TO BE APPRO					
40-39-900	TRANSFER IN FROM GENERAL FUND	.00	.00	300,000.00	300,000.00	.0
40-39-999	FUND BALANCE TO BE APPROPRIATE	.00	.00	(275,000.00)	(275,000.00)	.0
	TOTAL TRANSFERS/FUND BAL TO BE APPR	.00	.00	25,000.00	25,000.00	.0
	TOTAL FUND REVENUE	.00	.00	25,000.00	25,000.00	.0

CITY OF TREMONTON
EXPENDITURES WITH COMPARISON TO BUDGET
FOR THE 1 MONTHS ENDING JULY 31, 2021

CAPITAL PROJECTS FUND

		PERIOD ACTUAL	YTD ACTUAL	BUDGET	UNEXPENDED	PCNT
	PARKS CAPITAL PROJECTS					
40-62-540	PARKS CAPITAL PROJECT FUND	.00	.00	25,000.00	25,000.00	.0
	TOTAL PARKS CAPITAL PROJECTS	.00	.00	25,000.00	25,000.00	.0
	TOTAL FUND EXPENDITURES	.00	.00	25,000.00	25,000.00	.0
	NET REVENUE OVER EXPENDITURES	.00	.00	.00	.00	.0

CITY OF TREMONTON
BALANCE SHEET
JULY 31, 2021

VEHICLE/EQUIP CAP PROJECT FUND

	ASSETS			
41-11100	CASH FROM COMBINED FUND		604,294.72	
	TOTAL ASSETS			604,294.72
	LIABILITIES AND EQUITY			
	FUND EQUITY			
	UNAPPROPRIATED FUND BALANCE:			
41-29800	FUND BALANCE - BEGINN OF YEAR	613,894.72		
	REVENUE OVER EXPENDITURES - YTD	(9,600.00)		
	BALANCE - CURRENT DATE		604,294.72	
	TOTAL FUND EQUITY			604,294.72
	TOTAL LIABILITIES AND EQUITY			604,294.72

CITY OF TREMONTON
REVENUES WITH COMPARISON TO BUDGET
FOR THE 1 MONTHS ENDING JULY 31, 2021

VEHICLE/EQUIP CAP PROJECT FUND

		PERIOD ACTUAL	YTD ACTUAL	BUDGET	UNEARNED	PCNT
	TRANSFERS/FUND BAL TO BE APPRO					
41-39-999	FUND BALANCE TO BE APPROPRIATE	.00	.00	399,000.00	399,000.00	.0
	TOTAL TRANSFERS/FUND BAL TO BE APPR	.00	.00	399,000.00	399,000.00	.0
	TOTAL FUND REVENUE	.00	.00	399,000.00	399,000.00	.0

CITY OF TREMONTON
EXPENDITURES WITH COMPARISON TO BUDGET
FOR THE 1 MONTHS ENDING JULY 31, 2021

VEHICLE/EQUIP CAP PROJECT FUND

		PERIOD ACTUAL	YTD ACTUAL	BUDGET	UNEXPENDED	PCNT
	STREET DEPARTMENT					
41-44-560	EQUIPMENT	.00	.00	255,000.00	255,000.00	.0
	TOTAL STREET DEPARTMENT	.00	.00	255,000.00	255,000.00	.0
	PARKS					
41-48-560	EQUIPMENT	.00	.00	10,000.00	10,000.00	.0
	TOTAL PARKS	.00	.00	10,000.00	10,000.00	.0
	CIVIC CENTER					
41-51-560	EQUIPMENT	9,600.00	9,600.00	60,000.00	50,400.00	16.0
	TOTAL CIVIC CENTER	9,600.00	9,600.00	60,000.00	50,400.00	16.0
	TRANSFER TO OTHER FUNDS					
41-90-107	CONTRIBUTION TO FUND 28	.00	.00	74,000.00	74,000.00	.0
	TOTAL TRANSFER TO OTHER FUNDS	.00	.00	74,000.00	74,000.00	.0
	TOTAL FUND EXPENDITURES	9,600.00	9,600.00	399,000.00	389,400.00	2.4
	NET REVENUE OVER EXPENDITURES	(9,600.00)	(9,600.00)	.00	9,600.00	.0

CITY OF TREMONTON
BALANCE SHEET
JULY 31, 2021

TRANS CAPACITY CAPITAL FUND

	ASSETS			
42-11100	CASH FROM COMBINED FUND		1,060,598.93	
	TOTAL ASSETS			1,060,598.93
	LIABILITIES AND EQUITY			
	FUND EQUITY			
	UNAPPROPRIATED FUND BALANCE:			
42-29800	FUND BALANCE - BEGINN OF YEAR	1,061,939.93		
	REVENUE OVER EXPENDITURES - YTD	(1,341.00)		
	BALANCE - CURRENT DATE		1,060,598.93	
	TOTAL FUND EQUITY			1,060,598.93
	TOTAL LIABILITIES AND EQUITY			1,060,598.93

CITY OF TREMONTON
REVENUES WITH COMPARISON TO BUDGET
FOR THE 1 MONTHS ENDING JULY 31, 2021

TRANS CAPACITY CAPITAL FUND

		PERIOD ACTUAL	YTD ACTUAL	BUDGET	UNEARNED	PCNT
	GRANTS					
42-34-366	GRANT REVENUE	.00	.00	505,000.00	505,000.00	.0
	TOTAL GRANTS	.00	.00	505,000.00	505,000.00	.0
	TRANSFERS/FUND BAL TO BE APPRO					
42-39-970	FUND BALANCE TO BE APPROPRIATE	.00	.00	20,000.00	20,000.00	.0
	TOTAL TRANSFERS/FUND BAL TO BE APPR	.00	.00	20,000.00	20,000.00	.0
	TOTAL FUND REVENUE	.00	.00	525,000.00	525,000.00	.0

CITY OF TREMONTON
EXPENDITURES WITH COMPARISON TO BUDGET
FOR THE 1 MONTHS ENDING JULY 31, 2021

TRANS CAPACITY CAPITAL FUND

		PERIOD ACTUAL	YTD ACTUAL	BUDGET	UNEXPENDED	PCNT
	VEHICLE CAPACITY PROJECTS					
42-51-320	ENGINEERING	.00	.00	12,500.00	12,500.00	.0
42-51-330	LEGAL	.00	.00	4,000.00	4,000.00	.0
42-51-370	OTHER PROFESSIONAL & TECHNICAL	.00	.00	8,000.00	8,000.00	.0
42-51-512	IMPACT FEE UPDATE	1,341.00	1,341.00	20,000.00	18,659.00	6.7
42-51-550	AQUISITION OF ROW	.00	.00	480,500.00	480,500.00	.0
	TOTAL VEHICLE CAPACITY PROJECTS	1,341.00	1,341.00	525,000.00	523,659.00	.3
	TOTAL FUND EXPENDITURES	1,341.00	1,341.00	525,000.00	523,659.00	.3
	NET REVENUE OVER EXPENDITURES	(1,341.00)	(1,341.00)	.00	1,341.00	.0

CITY OF TREMONTON
BALANCE SHEET
JULY 31, 2021

WATER UTILITY FUND

	ASSETS			
51-11100	CASH FROM COMBINED FUND		1,546,671.90	
51-11150	PTIF SEC WATER BOND PROCEEDS		4,405,453.98	
51-12000	UTILITY SERVICE ACC. REC		341,101.82	
51-12202	POSTAGE CASH - MAIL DYNAMICS		560.00	
51-13230	NOTE RECEIVABLE		104,506.48	
51-15009	CONSTRUCTION IN PROGRESS WATER		70,498.14	
51-15011	LAND		64,476.25	
51-15012	BUILDINGS AND STRUCTURES		2,588,611.35	
51-15013	EQUIPMENT		1,348,032.58	
51-15014	IMPROVEMENTS		585,355.29	
51-15015	WATER LINES		3,126,441.87	
51-15016	AUTOS		335,791.77	
51-15050	CONSTRUCTION IN PROGRESS S. W.		5,028.00	
51-15053	EQUIPMENT S. W.		415,907.65	
51-15054	IMPROVEMENTS		1,391,445.56	
51-15055	SECONDARY WATER LINES		4,072,653.97	
51-15100	ACCUM DEPRECIATION WATERWORKS		(4,278,594.83)	
51-15150	ACCUM DEPRECIATION - SECONDARY		(257,042.80)	
51-19100	DEFERRED OUTFLOWS - PENSION		74,649.00	
	TOTAL ASSETS			15,941,547.98
	LIABILITIES AND EQUITY			
	LIABILITIES			
51-20000	CUSTOMER DEPOSITS		19,610.00	
51-22200	VACATION PAYABLE		45,000.00	
51-25400	SECONDARY WATER BONDS PAYABLE		3,400,000.00	
51-25800	NET PENSION LIABILITY		155,596.00	
51-25900	DEFERRED INFLOWS - PENSION		55,368.00	
	TOTAL LIABILITIES			3,675,574.00
	FUND EQUITY			
51-27200	RESERVE FOR IMPACT FEES		(265,404.50)	
51-27250	RESERVE - IMPACT FEE - NEW		465,359.67	
	UNAPPROPRIATED FUND BALANCE:			
51-29800	FUND BALANCE - BEGINN OF YEAR	11,819,813.68		
	REVENUE OVER EXPENDITURES - YTD	246,205.13		
	BALANCE - CURRENT DATE		12,066,018.81	
	TOTAL FUND EQUITY			12,265,973.98
	TOTAL LIABILITIES AND EQUITY			15,941,547.98

CITY OF TREMONTON
REVENUES WITH COMPARISON TO BUDGET
FOR THE 1 MONTHS ENDING JULY 31, 2021

WATER UTILITY FUND

		PERIOD ACTUAL	YTD ACTUAL	BUDGET	UNEARNED	PCNT
	OTHER REVENUE					
51-36-602	OTHER UTILITY REVENUE	.00	.00	100.00	100.00	.0
51-36-604	WATER SAMPLES	.00	.00	500.00	500.00	.0
51-36-605	RENT FOR PW BUILDING	35.00	35.00	900.00	865.00	3.9
51-36-610	UTILITY INTEREST INCOME	.00	.00	9,000.00	9,000.00	.0
51-36-611	INTEREST INCOME-BOND PROCEEDS	1,347.33	1,347.33	.00	(1,347.33)	.0
51-36-617	CREDIT CARD SERVICE FEE	1,694.48	1,694.48	15,000.00	13,305.52	11.3
51-36-618	WATER SHARES - BR CANAL LEASED	.00	.00	1,000.00	1,000.00	.0
51-36-674	SERVICE/CONVENIENCE TURN-ON	1,025.00	1,025.00	10,000.00	8,975.00	10.3
51-36-675	UTILITY SET UP FEE	310.00	310.00	4,000.00	3,690.00	7.8
51-36-676	LATE FEE - ALL UTILITIES	1,050.03	1,050.03	13,000.00	11,949.97	8.1
	TOTAL OTHER REVENUE	5,461.84	5,461.84	53,500.00	48,038.16	10.2
	UTILITY REVENUE					
51-37-551	BRWCD WIELDING	.00	.00	2,000.00	2,000.00	.0
51-37-710	CULINARY BASE RATE	105,986.06	105,986.06	840,000.00	734,013.94	12.6
51-37-711	CULINARY USE RATE	178,074.68	178,074.68	1,000,000.00	821,925.32	17.8
51-37-712	CULINARY CONNECTION	3,150.00	3,150.00	35,000.00	31,850.00	9.0
51-37-713	WATER CONNECTION RESERVE	.00	.00	100.00	100.00	.0
51-37-714	SECONDARY WATER BASE	5,897.43	5,897.43	25,000.00	19,102.57	23.6
51-37-716	SECONDARY USE RATE	24,720.61	24,720.61	100,000.00	75,279.39	24.7
51-37-725	REC BAD DEBT/GARNISHMENT/SERV	.00	.00	100.00	100.00	.0
	TOTAL UTILITY REVENUE	317,828.78	317,828.78	2,002,200.00	1,684,371.22	15.9
	CONTRIBUTIONS & TRANSFERS					
51-38-897	EXCESS FROM RESERVES	.00	.00	3,996,500.00	3,996,500.00	.0
	TOTAL CONTRIBUTIONS & TRANSFERS	.00	.00	3,996,500.00	3,996,500.00	.0
	IMPACT FEES					
51-39-715	WATER IMPACT FEES	11,556.00	11,556.00	135,000.00	123,444.00	8.6
51-39-900	IMPACT FEE RESERVE	.00	.00	(135,000.00)	(135,000.00)	.0
	TOTAL IMPACT FEES	11,556.00	11,556.00	.00	(11,556.00)	.0
	TOTAL FUND REVENUE	334,846.62	334,846.62	6,052,200.00	5,717,353.38	5.5

CITY OF TREMONTON
EXPENDITURES WITH COMPARISON TO BUDGET
FOR THE 1 MONTHS ENDING JULY 31, 2021

WATER UTILITY FUND

		PERIOD ACTUAL	YTD ACTUAL	BUDGET	UNEXPENDED	PCNT
	WATER DEPARTMENT UTILITY FUND					
51-70-100	SALARIES	28,659.91	28,659.91	305,600.00	276,940.09	9.4
51-70-101	OVERTIME WAGES	973.04	973.04	12,000.00	11,026.96	8.1
51-70-103	MERIT	.00	.00	300.00	300.00	.0
51-70-106	DRUG TEST/PHYSICAL	.00	.00	600.00	600.00	.0
51-70-130	BENEFITS	17,066.28	17,066.28	193,000.00	175,933.72	8.8
51-70-140	HSA CONTRIBUTION	950.00	950.00	1,900.00	950.00	50.0
51-70-150	VEHICLE MAINTENANCE	.00	.00	4,500.00	4,500.00	.0
51-70-160	HEALTH, SAFETY & WELFARE	.00	.00	500.00	500.00	.0
51-70-180	LAB	.00	.00	6,000.00	6,000.00	.0
51-70-190	UNIFORMS	.00	.00	3,500.00	3,500.00	.0
51-70-200	WATER CHLORINE	.00	.00	8,000.00	8,000.00	.0
51-70-201	GERMER IRRIGATION	.00	.00	400.00	400.00	.0
51-70-202	STEVENSEN IRRIGATION	.00	.00	800.00	800.00	.0
51-70-203	BEVERLY GIBSON IRRIGATION MAIN	.00	.00	200.00	200.00	.0
51-70-204	BRWCD	12,937.50	12,937.50	100,000.00	87,062.50	12.9
51-70-210	BOOKS & SUBSCRIPTIONS	.00	.00	1,600.00	1,600.00	.0
51-70-220	PUBLIC NOTICES	.00	.00	300.00	300.00	.0
51-70-230	TRAVEL	.00	.00	2,500.00	2,500.00	.0
51-70-240	OFFICE SUPPLIES & EXPENSES	273.77	273.77	6,600.00	6,326.23	4.2
51-70-241	POSTAGE	.00	.00	18,000.00	18,000.00	.0
51-70-243	COPIER/SUPPLIES	.00	.00	3,000.00	3,000.00	.0
51-70-250	SUPPLIES & MAINTENA	2,364.15	2,364.15	75,000.00	72,635.85	3.2
51-70-251	FUEL	.00	.00	7,000.00	7,000.00	.0
51-70-260	BUILDING & GROUNDS MAINTENANCE	.00	.00	2,000.00	2,000.00	.0
51-70-269	UTILITY - PUB WORKS BUILDING	.00	.00	5,000.00	5,000.00	.0
51-70-270	WATER ELECTRIC POWER PUMPING	.00	.00	145,000.00	145,000.00	.0
51-70-271	GAS - (QUESTAR)	11.44	11.44	4,000.00	3,988.56	.3
51-70-280	TELEPHONE	248.32	248.32	5,700.00	5,451.68	4.4
51-70-281	INTERNET	20.51	20.51	300.00	279.49	6.8
51-70-310	SERVICES DATA PROCESSING	.00	.00	800.00	800.00	.0
51-70-312	COMPUTER SOFTWARE	9,291.00	9,291.00	12,000.00	2,709.00	77.4
51-70-313	COMPUTER HARDWARE	.00	.00	100.00	100.00	.0
51-70-320	ENGINEERING	.00	.00	3,000.00	3,000.00	.0
51-70-330	LEGAL	.00	.00	1,000.00	1,000.00	.0
51-70-332	CONTRACT MINUTE TAKER	.00	.00	4,400.00	4,400.00	.0
51-70-340	ACCOUNTING & AUDITING	.00	.00	8,800.00	8,800.00	.0
51-70-347	CREDIT CARD SERVICE FEE	.00	.00	7,000.00	7,000.00	.0
51-70-360	EDUCATION	.00	.00	2,000.00	2,000.00	.0
51-70-370	WATER DEPT PROFESSIONAL	.00	.00	1,000.00	1,000.00	.0
51-70-380	WATER SAMPLES	.00	.00	3,500.00	3,500.00	.0
51-70-410	INSURANCE	13,754.16	13,754.16	14,400.00	645.84	95.5
51-70-460	MISCELLANEOUS SERVICES	228.05	228.05	2,000.00	1,771.95	11.4
51-70-480	BAD DEBTS EXPENSE	.00	.00	300.00	300.00	.0
51-70-502	HOE UPGRADE	.00	.00	12,000.00	12,000.00	.0
51-70-512	FACILITIES/IMPACT FEE	.00	.00	10,500.00	10,500.00	.0
51-70-541	VEHICLE PURCHASE	.00	.00	35,000.00	35,000.00	.0
51-70-560	WATER DEPRECIATION	.00	.00	200,000.00	200,000.00	.0
51-70-570	WATER METER- NEW & REPLACEMENT	.00	.00	200,000.00	200,000.00	.0
51-70-701	CAPITAL ENGINEERING	.00	.00	1,500.00	1,500.00	.0
51-70-706	EQUIPMENT GREATER THAN $5000	.00	.00	23,600.00	23,600.00	.0
	TOTAL WATER DEPARTMENT UTILITY FUND	86,778.13	86,778.13	1,456,200.00	1,369,421.87	6.0

CITY OF TREMONTON
EXPENDITURES WITH COMPARISON TO BUDGET
FOR THE 1 MONTHS ENDING JULY 31, 2021

WATER UTILITY FUND

		PERIOD ACTUAL	YTD ACTUAL	BUDGET	UNEXPENDED	PCNT
	SECONDARY WATER					
51-80-100	SALARY	952.56	952.56	5,800.00	4,847.44	16.4
51-80-101	OVERTIME WAGES	52.92	52.92	3,000.00	2,947.08	1.8
51-80-130	BENEFITS	857.88	857.88	4,900.00	4,042.12	17.5
51-80-170	WATER METER PURCHASES	.00	.00	50,000.00	50,000.00	.0
51-80-201	SAFETY SUPPLIES	.00	.00	200.00	200.00	.0
51-80-250	SUPPLIES & MAINT.	.00	.00	12,000.00	12,000.00	.0
51-80-251	FUEL	.00	.00	1,000.00	1,000.00	.0
51-80-270	PUMPING POWER COST	.00	.00	20,000.00	20,000.00	.0
51-80-320	ENGINEERING	.00	.00	1,000.00	1,000.00	.0
51-80-460	WATER SHARES	.00	.00	12,000.00	12,000.00	.0
51-80-501	EQUIPMENT LESS THAN $5000	.00	.00	1,000.00	1,000.00	.0
51-80-512	FACILITIES/IMPACT FEE	.00	.00	10,500.00	10,500.00	.0
51-80-560	SECONDARY WATER DEPRECIATION	.00	.00	170,000.00	170,000.00	.0
51-80-701	CAPITAL ENGINEERING	.00	.00	6,000.00	6,000.00	.0
51-80-715	ACQUISITION OF WATER SHARES	.00	.00	100,000.00	100,000.00	.0
51-80-750	SECONDARY WATER CONSTRUCTION	.00	.00	50,000.00	50,000.00	.0
51-80-752	CONSTRUCTION BOND 2021 SERIES	.00	.00	3,500,000.00	3,500,000.00	.0
51-80-810	BOND PRINCIPAL 2019 SERIES	.00	.00	211,000.00	211,000.00	.0
51-80-811	BOND PRINCIPAL 2021 SERIES	.00	.00	239,000.00	239,000.00	.0
51-80-871	BOND INTEREST 2019 SERIES	.00	.00	80,600.00	80,600.00	.0
51-80-872	BOND INTEREST 2021 SERIES	.00	.00	110,500.00	110,500.00	.0
	TOTAL SECONDARY WATER	1,863.36	1,863.36	4,588,500.00	4,586,636.64	.0
	ADMIN SERVICE CHARGES					
51-90-905	ADMIN SERVICES CHARGE - WATER	.00	.00	7,500.00	7,500.00	.0
	TOTAL ADMIN SERVICE CHARGES	.00	.00	7,500.00	7,500.00	.0
	TOTAL FUND EXPENDITURES	88,641.49	88,641.49	6,052,200.00	5,963,558.51	1.5
	NET REVENUE OVER EXPENDITURES	246,205.13	246,205.13	.00	(246,205.13)	.0

CITY OF TREMONTON
BALANCE SHEET
JULY 31, 2021

TREATMENT PLANT FUND

	ASSETS			
52-11100	CASH FROM COMBINED FUND		4,981,052.09	
52-11103	CASH IN PTIF - WWTP RESERVE		238,101.95	
52-12000	TREATMENT PLANT ACC. REC		153,793.70	
52-14100	PREPAID EXPENSES		160,649.10	
52-15109	CONSTRUCTION IN PROGRESS		3,682,208.93	
52-15112	BUILDINGS AND STRUCTURES		1,101,808.30	
52-15113	EQUIPMENT		5,425,038.98	
52-15115	IMPROVEMENTS		48,990.00	
52-15116	AUTOS		11,714.00	
52-15200	ACCUMULATED DEP. TREATMENT		(4,104,587.64)	
52-16110	LAND - COMPOST		35,150.00	
52-16112	BUILDINGS AND STRUCTURES		259,497.33	
52-16113	EQUIPMENT - COMPOST		146,622.11	
52-16114	AUTOS - COMPOST		189,895.56	
52-16115	IMPROVEMENTS - COMPOST		16,455.25	
52-16200	ACCUMULATE DEPRECIATION		(465,731.68)	
52-19100	DEFERRED OUTFLOWS -PENSION		76,098.00	
	TOTAL ASSETS			11,956,755.98
	LIABILITIES AND EQUITY			
	LIABILITIES			
52-22150	VACATION PAYABLE		30,000.00	
52-25800	NET PENSION LIABILITY		170,536.00	
52-25900	DEFERRED INFLOWS - PENSION		47,557.00	
	TOTAL LIABILITIES			248,093.00
	FUND EQUITY			
52-27250	RESERVE - IMPACT FEE		(3,017,967.34)	
	UNAPPROPRIATED FUND BALANCE:			
52-29800	FUND BALANCE - BEGINN OF YEAR	14,790,387.27		
	REVENUE OVER EXPENDITURES - YTD	(63,756.95)		
	BALANCE - CURRENT DATE		14,726,630.32	
	TOTAL FUND EQUITY			11,708,662.98
	TOTAL LIABILITIES AND EQUITY			11,956,755.98

CITY OF TREMONTON
REVENUES WITH COMPARISON TO BUDGET
FOR THE 1 MONTHS ENDING JULY 31, 2021

TREATMENT PLANT FUND

		PERIOD ACTUAL	YTD ACTUAL	BUDGET	UNEARNED	PCNT
	OTHER INCOME					
52-36-610	INTEREST EARNINGS	72.82	72.82	25,000.00	24,927.18	.3
	TOTAL OTHER INCOME	72.82	72.82	25,000.00	24,927.18	.3
	UTILITY REVENUE					
52-37-711	TREATMENT OVERAGE	33,317.82	33,317.82	625,000.00	591,682.18	5.3
52-37-712	TREATMENT OVERAGE GARLAND	484.05	484.05	4,000.00	3,515.95	12.1
52-37-770	SALES TREATMENT TREMONTON	96,242.44	96,242.44	970,000.00	873,757.56	9.9
52-37-773	SALE OF COMPOST	1,202.50	1,202.50	6,000.00	4,797.50	20.0
52-37-780	SALES TREATMENT GARLAND	21,055.20	21,055.20	115,000.00	93,944.80	18.3
	TOTAL UTILITY REVENUE	152,302.01	152,302.01	1,720,000.00	1,567,697.99	8.9
	CONTRIBUTIONS & TRANSFERS					
52-38-897	EXCESS FROM RESERVES	.00	.00	154,800.00	154,800.00	.0
	TOTAL CONTRIBUTIONS & TRANSFERS	.00	.00	154,800.00	154,800.00	.0
	IMPACT FEES					
52-39-725	IMPACT FEES WWTP	15,305.58	15,305.58	160,000.00	144,694.42	9.6
52-39-897	EXCESS FROM RESERVES	.00	.00	(160,000.00)	(160,000.00)	.0
	TOTAL IMPACT FEES	15,305.58	15,305.58	.00	(15,305.58)	.0
	TOTAL FUND REVENUE	167,680.41	167,680.41	1,899,800.00	1,732,119.59	8.8

CITY OF TREMONTON
EXPENDITURES WITH COMPARISON TO BUDGET
FOR THE 1 MONTHS ENDING JULY 31, 2021

TREATMENT PLANT FUND

		PERIOD ACTUAL	YTD ACTUAL	BUDGET	UNEXPENDED	PCNT
	TREATMENT PLANT					
52-72-100	SALARIES	30,019.64	30,019.64	262,900.00	232,880.36	11.4
52-72-101	OVERTIME WAGES	421.36	421.36	6,200.00	5,778.64	6.8
52-72-103	MERIT	.00	.00	300.00	300.00	.0
52-72-104	DRUG TEST/PHYSICAL	.00	.00	400.00	400.00	.0
52-72-130	BENEFITS	15,524.17	15,524.17	150,300.00	134,775.83	10.3
52-72-140	HSA CONTRIBUTION	3,050.00	3,050.00	6,100.00	3,050.00	50.0
52-72-180	LAB	813.59	813.59	45,000.00	44,186.41	1.8
52-72-190	UNIFORMS	.00	.00	2,500.00	2,500.00	.0
52-72-200	TREATMENT PLANT CHLORINE	.00	.00	8,000.00	8,000.00	.0
52-72-210	BOOKS & SUBSCRIPTIONS	.00	.00	300.00	300.00	.0
52-72-220	SAFETY SUPPLIES	.00	.00	1,000.00	1,000.00	.0
52-72-230	TRAVEL	.00	.00	2,000.00	2,000.00	.0
52-72-240	OFFICE SUPPLIES & EXPENSES	327.76	327.76	2,000.00	1,672.24	16.4
52-72-241	POSTAGE	.00	.00	8,500.00	8,500.00	.0
52-72-250	SUPPLIES & MAINT.	471.58	471.58	60,000.00	59,528.42	.8
52-72-260	BUILDING & GROUNDS MAINTENANCE	.00	.00	6,000.00	6,000.00	.0
52-72-269	UTILITY - PUB WORKS BUILDING	.00	.00	3,300.00	3,300.00	.0
52-72-270	UTILITIES	.00	.00	100,000.00	100,000.00	.0
52-72-271	GAS - (QUESTAR)	14.07	14.07	20,000.00	19,985.93	.1
52-72-280	TELEPHONE	248.64	248.64	2,200.00	1,951.36	11.3
52-72-281	INTERNET	20.51	20.51	300.00	279.49	6.8
52-72-310	SERVICES DATA PROCESSING	.00	.00	800.00	800.00	.0
52-72-312	COMPUTER SOFTWARE	.00	.00	900.00	900.00	.0
52-72-313	COMPUTER HARDWARE	.00	.00	1,000.00	1,000.00	.0
52-72-320	ENGINEERING	.00	.00	1,000.00	1,000.00	.0
52-72-330	LEGAL	.00	.00	100.00	100.00	.0
52-72-332	CONTRACT MINUTE TAKER	.00	.00	4,400.00	4,400.00	.0
52-72-340	ACCOUNTING & AUDITING	.00	.00	10,900.00	10,900.00	.0
52-72-347	CREDIT CARD SERVICE FEE	.00	.00	8,300.00	8,300.00	.0
52-72-360	EDUCATION	.00	.00	1,000.00	1,000.00	.0
52-72-380	TREATMENT SAMPLES	575.00	575.00	4,000.00	3,425.00	14.4
52-72-410	INSURANCE	15,542.09	15,542.09	16,000.00	457.91	97.1
52-72-503	EQUIPMENT LESS THAN $5000	.00	.00	1,000.00	1,000.00	.0
52-72-600	TREATMENT PLANT DEPRECIATION	.00	.00	220,000.00	220,000.00	.0
52-72-612	EMERGENCY REPAIR FUND RESERVE	.00	.00	6,000.00	6,000.00	.0
52-72-706	EQUIPMENT GREATER THAN $5000	.00	.00	29,000.00	29,000.00	.0
52-72-712	AEROTOR - BEARING/CHAINS REPLA	152,804.40	152,804.40	400,000.00	247,195.60	38.2
52-72-854	INFLUENT SCREEN	.00	.00	200,000.00	200,000.00	.0
	TOTAL TREATMENT PLANT	219,832.81	219,832.81	1,591,700.00	1,371,867.19	13.8

CITY OF TREMONTON
EXPENDITURES WITH COMPARISON TO BUDGET
FOR THE 1 MONTHS ENDING JULY 31, 2021

TREATMENT PLANT FUND

		PERIOD ACTUAL	YTD ACTUAL	BUDGET	UNEXPENDED	PCNT
	COMPOST OPERATIONS					
52-73-100	SALARIES	6,995.75	6,995.75	61,000.00	54,004.25	11.5
52-73-101	OVERTIME WAGES	.00	.00	2,000.00	2,000.00	.0
52-73-103	MERIT	.00	.00	200.00	200.00	.0
52-73-130	BENEFITS	3,618.30	3,618.30	31,100.00	27,481.70	11.6
52-73-160	FUEL	.00	.00	16,000.00	16,000.00	.0
52-73-180	LAB	.00	.00	4,000.00	4,000.00	.0
52-73-190	UNIFORMS	.00	.00	800.00	800.00	.0
52-73-205	POLYMER	.00	.00	40,000.00	40,000.00	.0
52-73-210	BOOKS & SUBSCRIPTIONS	.00	.00	100.00	100.00	.0
52-73-220	SUPPLIES SUPPLIES	.00	.00	500.00	500.00	.0
52-73-230	TRAVEL	.00	.00	500.00	500.00	.0
52-73-240	OFFICE SUPPLIES & EXPENSES	.00	.00	200.00	200.00	.0
52-73-250	SUPPLIES & MAINT.	990.50	990.50	11,000.00	10,009.50	9.0
52-73-260	BUILDING & GROUNDS MAINTENANCE	.00	.00	2,000.00	2,000.00	.0
52-73-270	UTILITIES	.00	.00	35,000.00	35,000.00	.0
52-73-271	GAS - (QUESTAR)	.00	.00	7,000.00	7,000.00	.0
52-73-280	TELEPHONE	.00	.00	1,000.00	1,000.00	.0
52-73-360	EDUCATION	.00	.00	500.00	500.00	.0
52-73-380	TREATMENT SAMPLES	.00	.00	1,500.00	1,500.00	.0
52-73-460	PLANT SLUDGE REMOVAL	.00	.00	20,000.00	20,000.00	.0
52-73-503	EQUIPMENT LESS THAN $5000	.00	.00	1,000.00	1,000.00	.0
52-73-540	SKID LOADER UPGRADE	.00	.00	9,000.00	9,000.00	.0
52-73-600	COMPOST DEPRECIATION	.00	.00	32,000.00	32,000.00	.0
52-73-706	EQUIPMENT GREATER THAN $5000	.00	.00	5,500.00	5,500.00	.0
52-73-802	FRONT END LOADER LEASE	.00	.00	17,200.00	17,200.00	.0
	TOTAL COMPOST OPERATIONS	11,604.55	11,604.55	299,100.00	287,495.45	3.9
	ADMIN SERVICE CHARGES					
52-90-905	ADMIN SERVICES CHARGE	.00	.00	9,000.00	9,000.00	.0
	TOTAL ADMIN SERVICE CHARGES	.00	.00	9,000.00	9,000.00	.0
	TOTAL FUND EXPENDITURES	231,437.36	231,437.36	1,899,800.00	1,668,362.64	12.2
	NET REVENUE OVER EXPENDITURES	(63,756.95)	(63,756.95)	.00	63,756.95	.0

CITY OF TREMONTON
BALANCE SHEET
JULY 31, 2021

SEWER FUND

	ASSETS			
54-11100	CASH FROM COMBINED FUND		1,071,559.15	
54-12000	SEWER SERVICE ACCTS REC		20,191.41	
54-15009	CONSTRUCTION IN PROGRESS SEWER		76,376.05	
54-16011	BUILDINGS AND STRUCTURES		88,849.00	
54-16012	EQUIPMENT		201,028.80	
54-16014	SEWER LINES		1,066,355.83	
54-16100	ACCUM DEPRECIATION SEWER SYS		(682,702.21)	
54-19100	DEFERRED OUTFLOWS - PENSION		15,057.00	
	TOTAL ASSETS			1,856,715.03
	LIABILITIES AND EQUITY			
	LIABILITIES			
54-22200	VACATION PAYABLE		6,000.00	
54-25800	NET PENSION LIABILITY		31,307.00	
54-25900	DEFERRED INFLOWS - PENSION		10,443.00	
	TOTAL LIABILITIES			47,750.00
	FUND EQUITY			
54-27250	RESERVE FOR IMPACT FEES-SEWER		119,355.51	
	UNAPPROPRIATED FUND BALANCE:			
54-29800	FUND BALANCE - BEGINN OF YEAR	1,690,027.01		
	REVENUE OVER EXPENDITURES - YTD	(417.49)		
	BALANCE - CURRENT DATE		1,689,609.52	
	TOTAL FUND EQUITY			1,808,965.03
	TOTAL LIABILITIES AND EQUITY			1,856,715.03

CITY OF TREMONTON
REVENUES WITH COMPARISON TO BUDGET
FOR THE 1 MONTHS ENDING JULY 31, 2021

SEWER FUND

		PERIOD ACTUAL	YTD ACTUAL	BUDGET	UNEARNED	PCNT
	OTHER REVENUE					
54-36-610	INTEREST EARNING	.00	.00	5,000.00	5,000.00	.0
	TOTAL OTHER REVENUE	.00	.00	5,000.00	5,000.00	.0
	UTILITY REVENUE					
54-37-721	SEWER CONNECTION	1,000.00	1,000.00	8,000.00	7,000.00	12.5
54-37-730	SALES SEWER SERVICE	18,726.32	18,726.32	220,000.00	201,273.68	8.5
	TOTAL UTILITY REVENUE	19,726.32	19,726.32	228,000.00	208,273.68	8.7
	CONTRIBUTIONS & TRANSFERS					
54-38-897	EXCESS FROM RESERVES	.00	.00	551,900.00	551,900.00	.0
	TOTAL CONTRIBUTIONS & TRANSFERS	.00	.00	551,900.00	551,900.00	.0
	IMPACT FEES					
54-39-725	SEWER COLLECTION - IMPACT FEE	2,844.00	2,844.00	45,000.00	42,156.00	6.3
54-39-897	EXCESS FROM RESERVES	.00	.00	(45,000.00)	(45,000.00)	.0
	TOTAL IMPACT FEES	2,844.00	2,844.00	.00	(2,844.00)	.0
	TOTAL FUND REVENUE	22,570.32	22,570.32	784,900.00	762,329.68	2.9

CITY OF TREMONTON
EXPENDITURES WITH COMPARISON TO BUDGET
FOR THE 1 MONTHS ENDING JULY 31, 2021

SEWER FUND

		PERIOD ACTUAL	YTD ACTUAL	BUDGET	UNEXPENDED	PCNT
	SEWER DEPARTMENT					
54-71-100	SALARIES	4,883.02	4,883.02	51,500.00	46,616.98	9.5
54-71-101	OVERTIME WAGES	.00	.00	2,000.00	2,000.00	.0
54-71-103	MERIT	.00	.00	100.00	100.00	.0
54-71-130	BENEFITS	2,038.44	2,038.44	27,000.00	24,961.56	7.6
54-71-190	UNIFORMS	.00	.00	1,600.00	1,600.00	.0
54-71-201	SAFETY SUPPLIES	.00	.00	1,000.00	1,000.00	.0
54-71-230	TRAVEL	.00	.00	1,000.00	1,000.00	.0
54-71-240	OFFICE SUPPLIES & EXPENSES	39.17	39.17	1,000.00	960.83	3.9
54-71-241	POSTAGE	.00	.00	1,000.00	1,000.00	.0
54-71-250	SUPPLIES & MAINT.	.00	.00	12,000.00	12,000.00	.0
54-71-251	FUEL	.00	.00	5,000.00	5,000.00	.0
54-71-269	UTILITY - PUB WORKS BUILDING	.00	.00	400.00	400.00	.0
54-71-271	GAS - (QUESTAR)	1.68	1.68	600.00	598.32	.3
54-71-280	TELEPHONE	76.00	76.00	500.00	424.00	15.2
54-71-320	ENGINEERING	.00	.00	300.00	300.00	.0
54-71-340	ACCOUNTING & AUDITING	.00	.00	1,300.00	1,300.00	.0
54-71-347	CREDIT CARD SERVICE FEE	.00	.00	1,000.00	1,000.00	.0
54-71-360	EDUCATION	.00	.00	1,000.00	1,000.00	.0
54-71-410	INSURANCE	15,949.50	15,949.50	16,700.00	750.50	95.5
54-71-503	EQUIPMENT LESS THAN $5000	.00	.00	1,000.00	1,000.00	.0
54-71-513	FACILITIES/IMPACT FEE	.00	.00	8,500.00	8,500.00	.0
54-71-560	SEWER DEPRECIATION	.00	.00	45,000.00	45,000.00	.0
54-71-701	CAPITAL ENGINEERING	.00	.00	1,000.00	1,000.00	.0
54-71-706	EQUIPMENT GREATER THAN $5000	.00	.00	3,400.00	3,400.00	.0
54-71-750	SEWER CONSTRUCTION	.00	.00	600,000.00	600,000.00	.0
	TOTAL SEWER DEPARTMENT	22,987.81	22,987.81	783,900.00	760,912.19	2.9
	ADMIN SERVICE CHARGES					
54-90-905	ADMIN SERVICES CHARGE	.00	.00	1,000.00	1,000.00	.0
	TOTAL ADMIN SERVICE CHARGES	.00	.00	1,000.00	1,000.00	.0
	TOTAL FUND EXPENDITURES	22,987.81	22,987.81	784,900.00	761,912.19	2.9
	NET REVENUE OVER EXPENDITURES	(417.49)	(417.49)	.00	417.49	.0

CITY OF TREMONTON
BALANCE SHEET
JULY 31, 2021

STORM DRAIN FUND

	ASSETS			
55-11100	CASH FROM COMBINED FUND		948,064.18	
55-12000	STORM DRAIN ACCTS RECEIVABLE		15,666.70	
55-15001	STORM DRAIN SYSTEM		2,494,781.31	
55-15002	CONSTRUCTION IN PROGRESS		78,248.13	
55-15011	LAND		85,800.00	
55-15013	EQUIPMENT		84,755.50	
55-15100	ACCUMULATED DEPRE - STORM		(826,389.82)	
	TOTAL ASSETS			2,880,926.00
	LIABILITIES AND EQUITY			
	FUND EQUITY			
55-27410	RESERVE - IMPACT FEE		(145,612.62)	
	UNAPPROPRIATED FUND BALANCE:			
55-29800	FUND BALANCE - BEGINN OF YEAR	3,002,928.39		
	REVENUE OVER EXPENDITURES - YTD	23,610.23		
	BALANCE - CURRENT DATE		3,026,538.62	
	TOTAL FUND EQUITY			2,880,926.00
	TOTAL LIABILITIES AND EQUITY			2,880,926.00

CITY OF TREMONTON
REVENUES WITH COMPARISON TO BUDGET
FOR THE 1 MONTHS ENDING JULY 31, 2021

STORM DRAIN FUND

		PERIOD ACTUAL	YTD ACTUAL	BUDGET	UNEARNED	PCNT
	OTHER REVENUE					
55-36-610	INTEREST EARNING	.00	.00	4,000.00	4,000.00	.0
	TOTAL OTHER REVENUE	.00	.00	4,000.00	4,000.00	.0
	UTILITY REVENUE					
55-37-716	STORM DRAIN REVENUE	14,230.49	14,230.49	166,000.00	151,769.51	8.6
	TOTAL UTILITY REVENUE	14,230.49	14,230.49	166,000.00	151,769.51	8.6
	CONTRIBUTIONS & TRANSFERS					
55-38-897	EXCESS FROM RESERVES	.00	.00	70,100.00	70,100.00	.0
	TOTAL CONTRIBUTIONS & TRANSFERS	.00	.00	70,100.00	70,100.00	.0
	IMPACT FEES					
55-39-725	STORM DRAIN IMPACT FEES	13,491.00	13,491.00	150,000.00	136,509.00	9.0
55-39-755	IMPACT FEE REIMBURSEMENT	.00	.00	(20,000.00)	(20,000.00)	.0
55-39-897	EXCESS FROM RESERVES	.00	.00	(130,000.00)	(130,000.00)	.0
	TOTAL IMPACT FEES	13,491.00	13,491.00	.00	(13,491.00)	.0
	TOTAL FUND REVENUE	27,721.49	27,721.49	240,100.00	212,378.51	11.6

CITY OF TREMONTON
EXPENDITURES WITH COMPARISON TO BUDGET
FOR THE 1 MONTHS ENDING JULY 31, 2021

STORM DRAIN FUND

		PERIOD ACTUAL	YTD ACTUAL	BUDGET	UNEXPENDED	PCNT
	STORM DRAIN UTILITY FUND					
55-40-100	SALARIES	1,573.33	1,573.33	17,800.00	16,226.67	8.8
55-40-101	OVERTIME WAGES	.00	.00	700.00	700.00	.0
55-40-103	MERIT	.00	.00	200.00	200.00	.0
55-40-130	BENEFITS	783.53	783.53	12,700.00	11,916.47	6.2
55-40-201	SAFETY SUPPLIES	.00	.00	200.00	200.00	.0
55-40-241	POSTAGE	.00	.00	1,100.00	1,100.00	.0
55-40-250	SUPPLIES & MAINTENAN	43.73	43.73	3,000.00	2,956.27	1.5
55-40-251	FUEL	.00	.00	1,500.00	1,500.00	.0
55-40-269	UTILITY - PUB WORKS BUILDING	.00	.00	500.00	500.00	.0
55-40-271	GAS - (QUESTAR)	1.88	1.88	600.00	598.12	.3
55-40-320	ENGINEERING	.00	.00	2,000.00	2,000.00	.0
55-40-323	CONTRACT LABOR - MOWING	1,124.28	1,124.28	9,200.00	8,075.72	12.2
55-40-330	LEGAL	.00	.00	200.00	200.00	.0
55-40-340	ACCOUNTING & AUDITING	.00	.00	1,500.00	1,500.00	.0
55-40-347	CREDIT CARD SERVICE FEE	.00	.00	1,100.00	1,100.00	.0
55-40-410	INSURANCE	584.51	584.51	800.00	215.49	73.1
55-40-462	WATER SHARES	.00	.00	200.00	200.00	.0
55-40-500	EQUIPMENT LESS THAN $5000	.00	.00	1,000.00	1,000.00	.0
55-40-502	FACILITIES/IMPACT STUDY	.00	.00	9,000.00	9,000.00	.0
55-40-560	STORM DRAIN DEPRECIATION	.00	.00	70,000.00	70,000.00	.0
55-40-701	CAPITAL ENGINEERING	.00	.00	2,000.00	2,000.00	.0
55-40-706	EQUIPMENT GREATER THAN $5000	.00	.00	3,800.00	3,800.00	.0
55-40-715	ACQUISITION OF WATER SHARES	.00	.00	50,000.00	50,000.00	.0
55-40-750	STORM DRAIN CONSTRUCTION	.00	.00	50,000.00	50,000.00	.0
	TOTAL STORM DRAIN UTILITY FUND	4,111.26	4,111.26	239,100.00	234,988.74	1.7
	ADMIN SERVICE CHARGES					
55-90-905	ADMIN SERVICES CHARGE	.00	.00	1,000.00	1,000.00	.0
	TOTAL ADMIN SERVICE CHARGES	.00	.00	1,000.00	1,000.00	.0
	TOTAL FUND EXPENDITURES	4,111.26	4,111.26	240,100.00	235,988.74	1.7
	NET REVENUE OVER EXPENDITURES	23,610.23	23,610.23	.00	(23,610.23)	.0

CITY OF TREMONTON
BALANCE SHEET
JULY 31, 2021

RDA DIST #2 FUND - DOWNTOWN

	ASSETS			
71-11100	CASH FROM COMBINED FUND		1,030,067.64	
71-13181	PROPERTY TAX RECEIVABLE		150,000.00	
	TOTAL ASSETS			1,180,067.64
	LIABILITIES AND EQUITY			
	LIABILITIES			
71-21151	DEFERRED REVENUE - GASB 34		150,000.00	
	TOTAL LIABILITIES			150,000.00
	FUND EQUITY			
	UNAPPROPRIATED FUND BALANCE:			
71-29800	FUND BALANCE - BEGINN OF YEAR	1,030,067.64		
	BALANCE - CURRENT DATE		1,030,067.64	
	TOTAL FUND EQUITY			1,030,067.64
	TOTAL LIABILITIES AND EQUITY			1,180,067.64

CITY OF TREMONTON
REVENUES WITH COMPARISON TO BUDGET
FOR THE 1 MONTHS ENDING JULY 31, 2021

RDA DIST #2 FUND - DOWNTOWN

		PERIOD ACTUAL	YTD ACTUAL	BUDGET	UNEARNED	PCNT
	TAXES					
71-31-111	PROPERTY TAX REDEVELOPMENT	.00	.00	300,000.00	300,000.00	.0
	TOTAL TAXES	.00	.00	300,000.00	300,000.00	.0
	OTHER INCOME					
71-36-610	INTEREST INCOME	.00	.00	1,000.00	1,000.00	.0
	TOTAL OTHER INCOME	.00	.00	1,000.00	1,000.00	.0
	CONTRIBUTIONS & TRANSFERS					
71-38-897	EXCESS FROM RESERVES	.00	.00	39,500.00	39,500.00	.0
	TOTAL CONTRIBUTIONS & TRANSFERS	.00	.00	39,500.00	39,500.00	.0
	TOTAL FUND REVENUE	.00	.00	340,500.00	340,500.00	.0

CITY OF TREMONTON
EXPENDITURES WITH COMPARISON TO BUDGET
FOR THE 1 MONTHS ENDING JULY 31, 2021

RDA DIST #2 FUND - DOWNTOWN

		PERIOD ACTUAL	YTD ACTUAL	BUDGET	UNEXPENDED	PCNT
	REDEVELOPMENT #2					
71-81-330	LEGAL	.00	.00	500.00	500.00	.0
71-81-620	FACADE GRANT	.00	.00	10,000.00	10,000.00	.0
71-81-621	SIGN GRANT	.00	.00	5,000.00	5,000.00	.0
71-81-622	PUBLIC REALM ENHANCEMENTS	.00	.00	25,000.00	25,000.00	.0
71-81-625	TRE CENTER - PRI IMPROVE REIMB	.00	.00	300,000.00	300,000.00	.0
	TOTAL REDEVELOPMENT #2	.00	.00	340,500.00	340,500.00	.0
	TOTAL FUND EXPENDITURES	.00	.00	340,500.00	340,500.00	.0
	NET REVENUE OVER EXPENDITURES	.00	.00	.00	.00	.0

CITY OF TREMONTON
BALANCE SHEET
JULY 31, 2021

RDA DIST #3 - WEST LIBERTY

	ASSETS			
73-11100	CASH FROM COMBINED FUND		2,074,760.45	
	TOTAL ASSETS			2,074,760.45
	LIABILITIES AND EQUITY			
	FUND EQUITY			
73-27100	RESTRICTED LOW INCOME HOUSING		745,984.34	
	UNAPPROPRIATED FUND BALANCE:			
73-29800	FUND BALANCE - BEGINN OF YEAR	1,328,776.11		
	BALANCE - CURRENT DATE		1,328,776.11	
	TOTAL FUND EQUITY			2,074,760.45
	TOTAL LIABILITIES AND EQUITY			2,074,760.45

CITY OF TREMONTON
REVENUES WITH COMPARISON TO BUDGET
FOR THE 1 MONTHS ENDING JULY 31, 2021

RDA DIST #3 - WEST LIBERTY

		PERIOD ACTUAL	YTD ACTUAL	BUDGET	UNEARNED	PCNT
	SOURCE 35					
73-35-205	TARGET INCOME HOUSING RECAPTUR	.00	.00	1,000.00	1,000.00	.0
	TOTAL SOURCE 35	.00	.00	1,000.00	1,000.00	.0
	OTHER INCOME					
73-36-890	FUND BALANCE TO BE APPROPRIATE	.00	.00	274,000.00	274,000.00	.0
	TOTAL OTHER INCOME	.00	.00	274,000.00	274,000.00	.0
	TOTAL FUND REVENUE	.00	.00	275,000.00	275,000.00	.0

CITY OF TREMONTON
EXPENDITURES WITH COMPARISON TO BUDGET
FOR THE 1 MONTHS ENDING JULY 31, 2021

RDA DIST #3 - WEST LIBERTY

		PERIOD ACTUAL	YTD ACTUAL	BUDGET	UNEXPENDED	PCNT
	W.LIB FOODS/HOUSING PLAN IMPRO					
73-84-500	CITY'S SHARE OF NEIGHB IMPROVE	.00	.00	50,000.00	50,000.00	.0
73-84-710	CAPITAL OUTLAY	.00	.00	225,000.00	225,000.00	.0
	TOTAL W.LIB FOODS/HOUSING PLAN IMPRO	.00	.00	275,000.00	275,000.00	.0
	TOTAL FUND EXPENDITURES	.00	.00	275,000.00	275,000.00	.0
	NET REVENUE OVER EXPENDITURES	.00	.00	.00	.00	.0

CITY OF TREMONTON
BALANCE SHEET
JULY 31, 2021

GENERAL FIXED ASSETS

	ASSETS			
80-16100	LAND		1,958,412.21	
80-16200	BUILDINGS		2,105,538.17	
80-16300	IMPROVEMENTS TO BUILDINGS		3,355,273.70	
80-16500	VEHICLES		2,910,994.93	
80-16700	MACHINERY & EQUIPMENT		2,073,576.17	
80-16702	INFRASTRUCTURE		14,624,005.46	
80-16703	CONSTRUCTION IN PROGRESS		465,780.51	
80-18000	ACCUMULATED DEPRECIATION		(6,454,705.25)	
	TOTAL ASSETS			21,038,875.90
	LIABILITIES AND EQUITY			
	FUND EQUITY			
80-27705	INVESTMENT IN GEN FIXED ASSETS		11,965,870.65	
	UNAPPROPRIATED FUND BALANCE:			
80-29800	FUND BALANCE - BEGINN OF YEAR	9,073,005.25		
	BALANCE - CURRENT DATE		9,073,005.25	
	TOTAL FUND EQUITY			21,038,875.90
	TOTAL LIABILITIES AND EQUITY			21,038,875.90

CITY OF TREMONTON
BALANCE SHEET
JULY 31, 2021

LONG TERM DEBTS

	ASSETS			
90-18100	NET PENSION ASSET		(79.00)	
90-19100	DEFERRED OUTFLOWS - PENSION		314,868.00	
	TOTAL ASSETS			314,789.00
	LIABILITIES AND EQUITY			
	LIABILITIES			
90-20000	OBLIGATION FOR PAID LEAVE		163,000.00	
90-25030	95 FIRE TRUCK LEASE		282,611.75	
90-25900	NET PENSION LIABILITY		655,086.00	
	TOTAL LIABILITIES			1,100,697.75
	FUND EQUITY			
90-27100	DEFERRED INFLOWS - PENSION		339,850.00	
	UNAPPROPRIATED FUND BALANCE:			
90-29800	FUND BALANCE - BEGINN OF YEAR	(1,125,758.75)		
	BALANCE - CURRENT DATE		(1,125,758.75)	
	TOTAL FUND EQUITY			(785,908.75)
	TOTAL LIABILITIES AND EQUITY			314,789.00

Report Criteria:
Report type: Summary

Ch Issue Date	Check #	Vendor#	Payee	Amount		Description	Items
07/09/2021	721	10108	ZIONS BANKCARD CENTER	31,652.27	M	DYMO LABELS	190
07/22/2021	130552	12004	VELASQUEZ, MATT	116.00-	V	PARTIAL REFUND OF MENS SOFTBALL TOURN	1
07/26/2021	133650	14738	GEIBEL, JOHNATHON & KASLYN	8.07-	V	REFUND ON ACCOUNT # 37072	1
07/01/2021	135884	9158	FIREWORKS WEST INTERNATIONALE	5,477.98		1/2 OF JULY 24TH FIREWORKS SHOW - DEPOS	1
07/02/2021	135885	14881	AMAZON CAPITAL SERVICES	2,560.09		REFUND	8
07/02/2021	135886	10200	HORSPOOL, GREGORY L.	69.39		A/C POWER WASHER & PARTS - A PORTION O	1
07/02/2021	135887	14802	SMITH, MIRANDA	200.00		RESTITUTION #201000104 RICHARD FELLER,	1
07/07/2021	135891	14844	AED EVERYWHERE, INC.	218.00		BATTERY PACK & PADS	1
07/07/2021	135892	10730	AMERICAN INS & INVESTMENT CORP	1,060.00		ACCIDENT & HEALTH RENEWAL	1
07/07/2021	135893	14765	ANDERSON AUTOMATIC DOOR, LLC	3,100.00		FRONT DOOR REPAIR	1
07/07/2021	135894	29	ARCHIBALD TIRE PROS.	513.68		VAN TIRES	1
07/07/2021	135895	43	BARFUSS GARAGE, INC	279.46		SERVICE CHEVY A/C	2
07/07/2021	135896	1105	BLUE STAKES OF UTAH 811	228.05		BILLABLE EMAIL NOTIFICATIONS (NEW & UPD	1
07/07/2021	135897	14882	BLUE TO GOLD	299.00		SRO TRAINING	1
07/07/2021	135898	1131	BORDER STATES INDUSTRIES, INC.	484.98		6 - 200 AMP FUSES	1
07/07/2021	135899	14667	BROUGH RANCH BEEF LLC	500.00		289 POUNDS GROUND BEEF	2
07/07/2021	135900	13294	CACHE COUNTY SHERIFF'S OFFICE	10.00		SERVING FEE - TIAUNA RICHARDS	1
07/07/2021	135901	362	CACHE VALLEY PUBLISHING, LLC	550.00		TWO WEEK AD	1
07/07/2021	135902	11317	CALL'S COUNTRY NURSERY	703.33		MAIN STREET PLANTS	1
07/07/2021	135903	14891	CAPENER, SHAYNA	15.00		REFUND ON DEPOSIT #27222	1
07/07/2021	135904	14613	CAREERCERT	3,345.00		EMS TRAINING & DOCUMENTATION	1
07/07/2021	135905	93	CASELLE, INC.	18,981.00		ANNUAL SUPPORT & MAINTENANCE FROM 7/1	3
07/07/2021	135906	682	CORE & MAIN LP	11,543.44		PARTS FOR SEWER	3
07/07/2021	135907	7	COVER UP	480.20		LIL CUBS SOCCER SHIRTS	1
07/07/2021	135908	14883	CROOKSTON, JOSEPH PAUL	75.00		REFUND AFTER BAIL APPLIED TO FINE #18500	1
07/07/2021	135909	122	CRUMP REESE MOTOR COMPANY	380.20		REPAIR LABOR FOR A32	3
07/07/2021	135910	10397	CURTIS ROBERTS CPA	2,096.16		CONSULATION, JOURNAL ENTRY PREPARATIO	8
07/07/2021	135911	125	DARRELL'S OK TIRE STORES, INC.	51.28		TIRE REPAIR - RED MOWING TRACTOR	1
07/07/2021	135912	12295	DE LAGE LANDEN	185.77		COPIER PAYMENT 1/15/21 - 6/14/21	1
07/07/2021	135913	14179	DOUBLE J LAWN CARE	11,158.81		STORM DRAIN	6
07/07/2021	135914	12654	DURAEDGE UTAH, INC	2,208.00		120 TONS PROSLIDE CONDITIONER	1
07/07/2021	135915	279	ECONO WASTE, INC.	480.00		TRIP CHARGE - 4 TRIPS	1
07/07/2021	135916	12982	ECONOMIC DEVELOPMENT CORP. OF UTAH	2,672.00		MEMBERSHIP FEES IN EDC UTAH	1
07/07/2021	135917	5056	FEDEX	13.23		FOG 6-24-21	1
07/07/2021	135918	13624	FIDELITY SECURITY LIFE INSURANCE/EYEM	407.41		VISION - JULY 2021	1
07/07/2021	135919	1100	FRONTIER	92.55		435-257-3131 POLICE	1
07/07/2021	135920	622	GERMER, SCOTT	463.75		17.5 ACRES WATER @26.50 PER SHARE	1
07/07/2021	135921	99	GIBSON FAMILY TRUST	1,127.50		DITCH CLEANING	2
07/07/2021	135922	910	GOLDEN SPIKE ELECTRIC	185.71		ELECTRICAL WORK - TREATMENT PLANT	2
07/07/2021	135923	14884	GONZALES, MARY	28.92		REFUND ON JESSE GONZALEZ ACCOUNT #60	1
07/07/2021	135924	114	GREER'S HARDWARE	1,365.12		2 x 16 BOARD	25
07/07/2021	135925	14888	GREY, JOSEPH & KERRY	13.30		REFUND ON DEPOSIT # 68682	1
07/07/2021	135926	14581	HANDY BOYD CLEANING	420.00		POLICE WINDOWS	3
07/07/2021	135927	12832	HERITAGE MOTOR COMPANY	86.73		OIL CHANGE	1
07/07/2021	135928	13302	HONEY BUCKET	304.00		TOILET FOR ARTS FESTIVAL	2
07/07/2021	135929	13796	HORROCKS ENGINEERS	522.00		CREATION OF IMPACT FEE FACILITY PLAN FO	1
07/07/2021	135930	12882	HY-KO SUPPLY	165.16		FEBREEZE	2
07/07/2021	135931	108	IDEXX DISTRIBUTION, INC	332.28		HPC	2
07/07/2021	135932	221	INTERMOUNTAIN FARMERS ASSN.	146.98		2-4-D, ROUND UP	1
07/07/2021	135933	14525	JASON FUN MAGIC	455.00		JULY 23RD PERFORMANCE	1
07/07/2021	135934	14701	JCG TECHNOLOGIES, INC.	975.00		SUPPORT SERVICE PACKAGE RENEWAL - LIB	2
07/07/2021	135935	11104	K & N AUTOMOTIVE INC	765.69		WORK ON HAZMAT 31	1
07/07/2021	135936	242	KENT'S MARKET	685.41		CHALK ART AWARDS	5
07/07/2021	135937	904	L.N. CURTIS AND SONS	169.53		BELT, GLOVES, BOOTS FOR J. KEARL	1

Ch Issue Date	Check #	Vendor#	Payee	Amount	Description	Items
07/07/2021	135938	10740	LEGRAND JOHNSON	3,039.00	4.5 CY CONCRETE	3
07/07/2021	135939	12423	LES OLSON COMPANY	539.13	PERSONAL	9
07/07/2021	135940	11231	LOGAN EXTERMINATION SERVICE	155.00	GENERAL INSECT SPRAYING & MONTHLY BAIT	1
07/07/2021	135941	14889	MACIAS, ANTHONY	16.20	REFUND ON DEPOSIT #23873	1
07/07/2021	135942	307	MATTHEW BENDER & CO., INC.	373.20	2021 UT COURT RULES	2
07/07/2021	135943	14845	MEYER, JOHN	10.08	TRAVEL TO & FROM COMPOST FACILITY 7-3-2	1
07/07/2021	135944	14885	MIDWEST TAPE	1,000.00	HOOPLA DIGITAL SERVICE	1
07/07/2021	135945	402	MILLER GAS CO. INC.	116.73	PROPANE AT CONCESSION STAND	1
07/07/2021	135946	11423	NATIONAL BENEFIT SERVICES, LLC	901.90	FLEX SPENDING DEDUCTS 6/25/21	1
07/07/2021	135947	11334	NELSON, CYNTHIA	28.67	BRAG PRESENTATION 6/22/21	1
07/07/2021	135948	14886	OLSEN, SCOTT	300.00	CONCERT IN THE PARK 6/26/21	1
07/07/2021	135949	11170	PETTERSON RANCH LLC	1,000.00	SIGN AGREEMENT ON I-84	1
07/07/2021	135950	14892	RAIL PROS FIELD SERVICES, INC.	29,652.50	SECONDARY RAILROAD CROSSING	2
07/07/2021	135951	14436	ROCK, JONATHAN C, MD PC	161.00	PRE-EMPLOYMENT PHYSICAL - MINDY STOCK	1
07/07/2021	135952	321	ROCKY MOUNTAIN POWER	38,654.49	WATER	21
07/07/2021	135953	14887	RUSH TRUCK CENTER, FARR WEST	970.96	TRUCK REPAIRS	1
07/07/2021	135954	14669	SECURLYFT	1,238.00	MONTHLY SUBSCRIPTION - JUNE 2021	1
07/07/2021	135955	8693	SKYWAY GOLF CLUB	2,485.00	71 GOLF CLINIC FEES	1
07/07/2021	135956	10088	SKYWAY JR. GOLF	1,065.00	71 TOURNAMENT PARTICIPATION	1
07/07/2021	135957	12775	SPECTRA DESIGN & SOUND	450.00	MOVIE IN THE PARK - LEAP	1
07/07/2021	135958	10747	STANDARD PLUMBING SUPPLY CO.	524.41	BRASS FITTINGS	9
07/07/2021	135959	13279	STUDIO R MEDIA	2,653.62	YOUTH BASEBALL AWARDS	5
07/07/2021	135960	815	SYMBOLARTS	795.00	TGPD PATCHES	1
07/07/2021	135961	12918	TANNER, JESSICA	1,100.00	MINUTES FOR MEETINGS - JUNE 2021	3
07/07/2021	135962	887	THATCHER COMPANY	879.20	EMPTIES	2
07/07/2021	135963	14890	THOMPSON, COOPER & KODEE	15.45	REFUND ON DEPOSIT # 23817	1
07/07/2021	135964	13711	TRANSUNION RISK AND ALTERNATIVE	150.00	ACCT# 3878331 TLOXP CHARGES JUNE 2021	1
07/07/2021	135965	8334	TREMONTON ACE HARDWARE	548.56	SUPPLIES FOR POLICE DEPARTMENT	7
07/07/2021	135966	9991	TWIN CITY DISTRIBUTING	586.50	MILK	6
07/07/2021	135967	13338	UTAH DEPARTMENT OF TRANSPORTATION	270.00	ANNUAL BILLBOARD PERMIT	1
07/07/2021	135968	316	UTAH LEAGUE OF CITIES & TOWNS	6,299.07	ULCT ASSESSMENT FOR TECHNICAL SUPPOR	2
07/07/2021	135969	317	UTAH LOCAL GOVERNMENTS TRUST	3,331.08	WORKERS COMP - JULY 2021	33
07/07/2021	135970	323	UTAH STATE TAX COMMISSION	8,764.24	SWT - JUNE 2021	1
07/07/2021	135971	971	UTAH STATE TREASURER	4,053.62	$8 SC - JUNE 2021	4
07/07/2021	135972	369	UTAH VALLEY UNIVERSITY	20.00	RECERTIFICATION OF HAZMAT TECH FOR MIK	1
07/07/2021	135973	12119	VEHICLE LIGHTING SOLUTIONS INC	133.22	INSTALLATION CHARGE GUARD FOR NICK'S T	1
07/07/2021	135974	11027	VERACITY NETWORKS LLC	756.76	FIRE	16
07/07/2021	135975	11027	VERACITY NETWORKS LLC	31.72	LIBRARY	1
07/07/2021	135976	664	WALKER, DOUGLAS C. DO	4,709.00	LABS FOR SHAELA STONE	8
07/07/2021	135977	12103	WATCHGUARD VIDEO	4,880.00	IN CAR CAMERA & CONSOLE	1
07/07/2021	135978	248	WILLIE AUTO PARTS & SUPPLY INC	21.60	HEAT SHRINK TERMINAL	1
07/07/2021	135979	876	WORKFORCE QA	350.00	PRE-EMPLOYMENT DRUG TEST - TIFFANY LAN	6
07/07/2021	135980	14855	ZARATE, GENARO	60.48	TRAVEL TO & FROM COMPOST FACILITY 6/20/2	1
07/07/2021	135981	14893	ZIMA CORPORATION	19,034.10	15% PAYMENT - BAND SCREEN WITH WASHER	1
07/07/2021	135982	12187	ZIONS BANK	32,313.18	ATTN: CARL MATHIS UTOPIA	1
07/10/2021	136006	317	UTAH LOCAL GOVERNMENTS TRUST	120,448.11	PROPERTY INVOICE	37
07/20/2021	136032	14860	AERATION INDUSTRIES INTERNATIONAL	15,090.00	MONTHLY AERATOR RENTAL	1
07/20/2021	136033	14881	AMAZON CAPITAL SERVICES	2,047.73	SHIPPING & HANDLING	10
07/20/2021	136034	1067	AQUA ENGINEERING, INC.	2,226.25	WWTP PROJECT - NUTRIENT REMOVAL	1
07/20/2021	136035	9838	ARCHIBALD PETROLEUM PRODUCTS	3,294.47	457.1 GALLONS DIESEL	2
07/20/2021	136036	29	ARCHIBALD TIRE PROS.	23.37	TIRE REPAIR	1
07/20/2021	136037	14894	BALLARD, RACHELLE	25.65	REIMBURSE FOR OTTER POPS	1
07/20/2021	136038	43	BARFUSS GARAGE, INC	939.17	SERVICE AIR CONDITIONER IN TRUCK	1
07/20/2021	136039	56	BEAR RIVER WATER CONSERV. DIST.	12,937.50	2ND QTR 2021 BILLING	1
07/20/2021	136040	12674	BLOMQUIST HALE CONSULTING GRP.	508.50	EMPLOYEE ASSISTANCE	19
07/20/2021	136041	13415	BOX ELDER COUNTY FAIRGROUNDS	8,681.25	21 HOURS YOUTH VOLLEYBALL GYM TIME	4
07/20/2021	136042	381	BRIGHAM HEATING & COOLING, INC	269.00	CIVIC CENTER - REPAIR AIR CONDITIONER	1

Ch Issue Date	Check #	Vendor#	Payee	Amount	Description	Items
07/20/2021	136043	10468	BSN SPORTS INC	898.62	RETURNED BASES	2
07/20/2021	136044	9603	CACHE VALLEY FIRE PROTECTION	158.50	FIRE EXTINGUISHERS	1
07/20/2021	136045	362	CACHE VALLEY PUBLISHING, LLC	70.61	PUBLIC NOTICE - LIST OF ELECTION NOMINAT	1
07/20/2021	136046	12089	CENTURYLINK	141.88	FOREIGN EXCHANGE LINE 435-723-1097	1
07/20/2021	136047	750	CHEMTECH-FORD	1,700.00	SAMPLES FOG-BOD	1
07/20/2021	136048	14897	COMPUNET, INC.	9,600.00	COUNCIL CHAMBER AV UPGRADES	1
07/20/2021	136049	122	CRUMP REESE MOTOR COMPANY	126.15	LOF ON T57	3
07/20/2021	136050	125	DARRELL'S OK TIRE STORES, INC.	55.00	TIRE REPAIR FOR A33	1
07/20/2021	136051	10898	DEMCO, INC.	1,008.02	FIBER TAPE, DVD CASES, LABELS, BOOK COV	1
07/20/2021	136052	14466	DIV. OF WASTE MANAGEMENT & RADIATION	125.00	QUARTERLY FEE - 2ND QUARTER	1
07/20/2021	136053	262	DOMINION ENERGY	250.56	8089200000	13
07/20/2021	136054	279	ECONO WASTE, INC.	28,989.78	CEMETERY	8
07/20/2021	136055	5232	EMI HEALTH	4,302.50	DENTAL - JULY 2021	1
07/20/2021	136056	280	ENVIRONMENTAL SERVICES	1,051.75	JULY 2021 ON-SITE	3
07/20/2021	136057	458	ESTEP, WESLEY	426.04	UTAH STATE FIREMAN'S CONVENTION IN BRY	1
07/20/2021	136058	5056	FEDEX	57.89	FOG 7-15-21	3
07/20/2021	136059	13488	FERGUSON ENTERPRISES INC #1001	295.00	NP 1 FVX5L INL T&P VLV	1
07/20/2021	136060	9158	FIREWORKS WEST INTERNATIONALE	5,477.98	SECOND HALF OF PAYMENT FOR JULY 24 FIR	1
07/20/2021	136061	14895	FREEZE, TAMARA	40.00	REFUND YOUTH BASEBALL - MCKENNA FREE	1
07/20/2021	136062	14687	FUEL NETWORK	11,371.68	STREET	13
07/20/2021	136063	114	GREER'S HARDWARE	3,156.63	GLOVES, LYSOL, TOWELS	25
07/20/2021	136064	675	HANSEN & ASSOCIATES, INC.	402.60	SURVEY & STAKING OF HOLMGREN TRAILHEA	1
07/20/2021	136065	13796	HORROCKS ENGINEERS	1,341.00	IMPACT FEE FACILITIES PLAN	1
07/20/2021	136066	12882	HY-KO SUPPLY	29.95	CLEANING SUPPLIES	1
07/20/2021	136067	221	INTERMOUNTAIN FARMERS ASSN.	469.92	MEASURING CUPS	4
07/20/2021	136068	11145	INTERMOUNTAIN WORKMED	60.00	PRE-EMPLOYMENT PHYSICAL - JULIE NEWLA	1
07/20/2021	136069	11178	IRON GATE CATERING	2,010.00	RETIREMENT DINNER FOR CHIEF FERTIG 8/12	1
07/20/2021	136070	14103	JACK'S TIRE & OIL	630.50	TIRE REPLACEMENT - END LOADER	1
07/20/2021	136071	906	JENSEN, SHAWN LEE	426.04	UTAH STATE FIREMAN'S CONVENTION IN BRY	1
07/20/2021	136072	386	JONES & ASSOCIATES	10,908.00	CITY MAPS UPDATES	17
07/20/2021	136073	11104	K & N AUTOMOTIVE INC	1,500.00	SECOND INSTALLMENT OF ANNUAL AMBULAN	1
07/20/2021	136074	242	KENT'S MARKET	105.38	CONCESSION FOOD 6/29/21	4
07/20/2021	136075	12787	KIXX FITNESS, LLC.	286.20	GYM MEMBERSHIP - JULY 2021	1
07/20/2021	136076	904	L.N. CURTIS AND SONS	18,797.00	WILDLAND GEAR FROM GRANT FUNDS	1
07/20/2021	136077	14658	LANDMARK DESIGN	1,802.00	LAND USE PLAN	1
07/20/2021	136078	14898	LEE, AMBER	85.00	REFUND YOUTH CAMPS FOR HOLLI & LEXI	1
07/20/2021	136079	12247	LEGAL SHIELD	51.85	MONTHLY CONTRIBUTION - JULY SERVICES L	1
07/20/2021	136080	10740	LEGRAND JOHNSON	1,078.00	6.75 CY CONCRETE	1
07/20/2021	136081	10735	LEXIPOL LLC	5,998.00	ANNUAL FEES	1
07/20/2021	136082	13118	LIFE-ASSIST, INC.	1,994.14	COOK CHEST DRAIN, COMFORT SOFT PLUS, S	2
07/20/2021	136083	14027	LIFEMED SAFETY, INC.	1,380.00	ANNUAL SERVICE ZOLL MONITORS	1
07/20/2021	136084	14027	LIFEMED SAFETY, INC.	163.17	RECHARGEABLE BATTERIES, CPR CONNECT	1
07/20/2021	136085	14750	MARBLE, JENNY	35.00	REFUND YOUTH GOLF	1
07/20/2021	136086	11284	MJG	400.00	MAINTENANCE - JUNE 2021	1
07/20/2021	136087	11312	MOUNTAIN STATES CONTRACTING	650.00	JUNE 2021 TRACK INSPECTION	1
07/20/2021	136088	11423	NATIONAL BENEFIT SERVICES, LLC	1,234.61	FLEX SPENDING DEDUCTS 7/9/21	1
07/20/2021	136089	11626	NEW HOPE CRISIS CENTER	2,000.00	ANNUAL CONTRIBUTION	1
07/20/2021	136090	14721	QUADIENT	732.00	ANNUAL MAINTENANCE	5
07/20/2021	136091	14900	ROGERS, JODIE	40.00	REFUND YOUTH CAMP FOR LILY	1
07/20/2021	136092	10421	SALT LAKE BEES	4,938.00	BASEBALL JERSEYS, HATS, MEMBERSHIPS	1
07/20/2021	136093	5328	SAM'S CLUB	584.26	CONCESSION FOOD 6/19	3
07/20/2021	136094	10290	SIGMA-ALDRICH RTC	355.70	PT SAMPLES	1
07/20/2021	136095	10574	SQUARE ONE PRINTING	554.07	STATEMENT FORMS	4
07/20/2021	136096	10747	STANDARD PLUMBING SUPPLY CO.	970.73	PARTS FOR CANDY CANNON	7
07/20/2021	136097	968	STATE OF UTAH	568.93	BUILDING PERMIT - QUARTERLY (APRIL, MAY,	1
07/20/2021	136098	14652	STOPSTICK, LTD.	967.00	TWO - 9' STOP STICK KIT	1
07/20/2021	136099	144	THE PENWORTHY COMPANY LLC	963.03	65 CHILDREN'S BOOKS	1

Ch Issue Date	Check #	Vendor#	Payee	Amount	Description	Items
07/20/2021	136100	448	THOMPSON, MARK ARNOLD	426.04	UTAH STATE FIREMAN'S CONVENTION IN BRY	1
07/20/2021	136101	14901	TOG DEVELOPMENT LLC, DBA LOCALHOP	1,105.00	TRAINING STAFF	2
07/20/2021	136102	12919	TRACKING PRODUCTS, INC.	120.00	TRACKING FOR C. HOLMGREN	1
07/20/2021	136103	8334	TREMONTON ACE HARDWARE	38.57	BUSHINGS	1
07/20/2021	136104	9991	TWIN CITY DISTRIBUTING	199.00	MILK	2
07/20/2021	136105	14896	UNITED PEST SERVICE	150.00	SPRAY FOR BUGS	1
07/20/2021	136106	13410	UTAH DEPARTMENT OF HEALTH	5,756.81	MEDICAID AMBULANCE ASSESSMENT - QUAR	1
07/20/2021	136107	702	UTOPIA	821.00	AIR SENSORS	19
07/20/2021	136108	325	VWR INTERNATIONAL	122.54	HEPA CAPSULE	1
07/20/2021	136109	770	W.E.T. INC.	575.00	ACUTE TOXICITY TEST	1
07/20/2021	136110	664	WALKER, DOUGLAS C. DO	234.00	PRE-EMPLOYMENT PHYSICAL - TYONA PRICE	1
07/20/2021	136111	11664	WESTECH	137,714.40	30% OF STM PARTS - PRIOR TO SHIPMENT	1
07/20/2021	136112	65	WESTERGARD, BLAIR N.	426.04	UTAH STATE FIREMAN'S CONVENTION IN BRY	1
07/20/2021	136113	248	WILLIE AUTO PARTS & SUPPLY INC	5.73	SOCKET	1
07/20/2021	136114	14477	XAVUS SOLUTIONS	1,450.00	COMPUTER SOFTWARE	3
07/20/2021	136115	14855	ZARATE, GENARO	70.56	TRAVEL TO & FROM COMPOST FACILITY 7/4/21	1
07/20/2021	136116	333	ZIONS BANK	7,267.87	0000122391089052 - PRINCIPAL	4
07/22/2021	136117	13803	BELL, TYLER	269.00	CRIME SCENE ACADEMY 7/25/21-7/29/21 PROV	1
07/22/2021	136118	13884	MORTENSEN, CHRIS	269.00	CRIME SCENE ACADEMY 7/25-7/29/21 PROVO	1
07/22/2021	136119	12004	VELASQUEZ, MATT	116.00	PARTIAL REFUND OF MENS SOFTBALL TOURN	1
07/28/2021	136120	10496	BRODART CO	136.82	SHELF CLIPS	2
07/28/2021	136121	14667	BROUGH RANCH BEEF LLC	500.00	100 POUNDS GROUND BEEF	2
07/28/2021	136122	9603	CACHE VALLEY FIRE PROTECTION	122.00	SEMI-ANNUAL INSPECTION	1
07/28/2021	136123	14902	CANFIELD CONSTRUCTION CO.	42,852.75	CURB & GUTTER SPRING HOLLOW SUB. ESCR	1
07/28/2021	136124	14905	CHAMBERLAIN, SCOTT	600.00	HAY DAYS MAGIC SHOW	1
07/28/2021	136125	122	CRUMP REESE MOTOR COMPANY	368.90	NEW TIRES FOR T60	1
07/28/2021	136126	10898	DEMCO, INC.	684.26	SLATWALL BOOK DISPLAYS	1
07/28/2021	136127	5232	EMI HEALTH	4,302.50	DENTAL - AUGUST 2021	1
07/28/2021	136128	13624	FIDELITY SECURITY LIFE INSURANCE/EYEM	459.49	VISION - AUGUST 2021	1
07/28/2021	136129	11249	GAYLORD, LUTHER	139.30	INTERPRETER FEES #201000076 L. RODRIGUE	2
07/28/2021	136130	14738	GEIBEL, JOHNATHON & KASLYN	8.07	REFUND ON ACCOUNT # 37072	1
07/28/2021	136131	9705	H & H DOORS, LLC	941.00	REPAIR BROKEN DOOR	2
07/28/2021	136132	12497	HEALTH EQUITY	17.70	ADMIN FEES - JULY 2021 EES NOT ON HIGH D	1
07/28/2021	136133	12832	HERITAGE MOTOR COMPANY	490.64	OIL CHANGE TRAVERSE	2
07/28/2021	136134	13302	HONEY BUCKET	109.00	TOILET FOR COMPOST - 7/20/21 - 8/16/21	1
07/28/2021	136135	817	JUNIOR LIBRARY GUILD	408.00	52 JF BOOKS	1
07/28/2021	136136	242	KENT'S MARKET	45.83	DEPT. MEETING TREATS	2
07/28/2021	136137	904	L.N. CURTIS AND SONS	1,658.00	PANTS & SHIRTS FOR J. KEARL CLOTHING ALL	2
07/28/2021	136138	13118	LIFE-ASSIST, INC.	2,725.63	EKG PAPER, COFT PLUS NC, BURNFREEE, GL	2
07/28/2021	136139	14903	MOTOROLA SOLUTIONS	1,000.00	SPILLMAN CONFERENCE - A. MARCHANT	1
07/28/2021	136140	11423	NATIONAL BENEFIT SERVICES, LLC	1,234.61	FLEX SPENDING DEDUCTS 7/22/21	1
07/28/2021	136141	11309	NESSEN, LINSEY	23.41	BRAG QUARTERLY MEETING - MADDOX 7/21/2	1
07/28/2021	136142	14904	OGDEN SKYDIVING CENTER	500.00	HAY DAY SKYDIVERS	1
07/28/2021	136143	10913	OLIVER PACKAGING & EQUIPMENT	1,925.20	TRAYS & SEALING EQUIPMENT	1
07/28/2021	136144	12645	PERSONNEL EVALUATION INC.	80.00	4 PEP TESTING 6/30/21 ASHTON HILL, NATALIE	1
07/28/2021	136145	10973	PROTELESIS	2,812.01	ANNUAL CONNECT SUPPORT AGREEMENT	16
07/28/2021	136146	14436	ROCK, JONATHAN C, MD PC	36.00	PRE-EMPLOYMENT PHYSICAL - ZACHARY OLD	1
07/28/2021	136147	1157	SALT LAKE WHOLESALE SPORTS	1,858.95	GREEN CIRCLE DOT/SOLAR	2
07/28/2021	136148	12977	SELECTHEALTH	51,526.50	HSA ADMIN FEES - AUGUST 2021	2
07/28/2021	136149	11432	SIGN PRO	284.00	2 - 20.35" X 17.15" BADGE MAGNETS	2
07/28/2021	136150	815	SYMBOLARTS	2,125.00	25 BADGES - NOT RECEIVED AS OF 7/18/21	1
07/28/2021	136151	12561	SYNCB/AMAZON	165.85	1 E-BOOK KINDLE	6
07/28/2021	136152	13462	TANGLEWOOD STUDIOS, INC.	1,170.00	SUMMER CAMP INSTRUCTORS	1
07/28/2021	136153	144	THE PENWORTHY COMPANY LLC	286.49	11 JF BOOKS ARPA COLLECTION GRANT	1
07/28/2021	136154	8334	TREMONTON ACE HARDWARE	35.14	POWER STRIP	1
07/28/2021	136155	9991	TWIN CITY DISTRIBUTING	530.00	MILK	6
07/28/2021	136156	317	UTAH LOCAL GOVERNMENTS TRUST	3,331.08	WORKERS COMP - AUGUST 2021	33

Ch Issue Date	Check #	Vendor#	Payee	Amount	Description	Items
07/28/2021	136157	323	UTAH STATE TAX COMMISSION	9,613.49	SWT - JULY 2021	1
07/28/2021	136158	664	WALKER, DOUGLAS C. DO	225.00	CREDIT MEMO	2
07/28/2021	136159	876	WORKFORCE QA	100.00	PRE-EMPLOYMENT DRUG SCREEN: MINDY ST	2
07/28/2021	136160	14906	XAVIER HAY	1,000.00	HAY DAYS CONCERT - XAVIER HAY & THE DEA	1
Grand Totals:				878,492.81		

Dated: _____

Mayor: _____

City Council: _____

_____

_____

_____

_____

Treasurer: _____

City Recorder: _____

Report Criteria:
Report type: Summary

M = Manual Check, V = Void Check

Report Criteria:
Detail report type printed

Vendor Number	Name	Invoice Number	Description	Seq	Invoice Date	Invoice Amount	Discount Amount	Check Amount	Check Number	Check Issue Date
7	COVER UP	10588	LIL CUBS SOCCER SHIR	1	03/19/2021	480.20	.00	480.20	135907	07/07/2021
Total 7:						480.20	.00	480.20		
29	ARCHIBALD TIRE PROS.	196436	VAN TIRES	1	06/28/2021	513.68	.00	513.68	135894	07/07/2021
		196695	TIRE REPAIR	1	07/07/2021	23.37	.00	23.37	136036	07/20/2021
Total 29:						537.05	.00	537.05		
43	BARFUSS GARAGE, INC	26095	SERVICE DODGE A/C	1	06/22/2021	75.90	.00	75.90	135895	07/07/2021
		26105	SERVICE CHEVY A/C	1	06/23/2021	203.56	.00	203.56	135895	07/07/2021
Total 43:						279.46	.00	279.46		
93	CASELLE, INC.	110226	ANNUAL SUPPORT & MAI	1	07/01/2021	9,291.00	.00	9,291.00	135905	07/07/2021
		110226	ANNUAL SUPPORT & MAI	2	07/01/2021	9,291.00	.00	9,291.00	135905	07/07/2021
		110226	ANNUAL SUPPORT & MAI	3	07/01/2021	399.00	.00	399.00	135905	07/07/2021
Total 93:						18,981.00	.00	18,981.00		
99	GIBSON FAMILY TRUST	2766	35 WATER SHARES @ $2	1	07/06/2021	927.50	.00	927.50	135921	07/07/2021
		2766	DITCH CLEANING	2	07/06/2021	200.00	.00	200.00	135921	07/07/2021
Total 99:						1,127.50	.00	1,127.50		
108	IDEXX DISTRIBUTION, IN	3086937370	QUANTI-CULT	1	06/18/2021	277.20	.00	277.20	135931	07/07/2021
		3087142987	HPC	1	06/22/2021	55.08	.00	55.08	135931	07/07/2021
Total 108:						332.28	.00	332.28		
114	GREER'S HARDWARE	A290631	6 DOOR STOPS FOR QU	1	06/25/2021	14.19	.00	14.19	135924	07/07/2021
		A292191	TEE & ELBOWS FOR TRA	1	06/21/2021	17.03	.00	17.03	135924	07/07/2021
		A292221	10 BAGS SOFTENER SAL	1	06/21/2021	82.07	.00	82.07	135924	07/07/2021
		A292386	RAGS	1	06/23/2021	31.32	.00	31.32	135924	07/07/2021
		A292665	EDGERS - TRAILHEAD	1	06/28/2021	44.04	.00	44.04	135924	07/07/2021
		A292729	CHAIN, SPRING SNAP, Q	1	06/29/2021	67.46	.00	67.46	135924	07/07/2021
		A293181	WOOD SCREWS	1	07/06/2021	33.52	.00	33.52	136063	07/20/2021
		A293186	PAINT, HORNET SPRAY, F	1	07/06/2021	30.84	.00	30.84	136063	07/20/2021
		A293386	BOLT FASTENERS	1	07/09/2021	7.00	.00	7.00	136063	07/20/2021
		A293617	PAINT ROLLERS, ETC. F	1	07/13/2021	60.56	.00	60.56	136063	07/20/2021
		A293653	POLE SAW	1	07/13/2021	493.97	.00	493.97	136063	07/20/2021
		A293661	PICK SET, WIRE WHEEL,	1	07/13/2021	65.97	.00	65.97	136063	07/20/2021
		B625230	MISC. ITEMS	1	06/10/2021	117.05	.00	117.05	135924	07/07/2021
		B626159	MISC. FASTENALS	1	06/15/2021	35.54	.00	35.54	135924	07/07/2021
		B626271	WALL PLATES & BRACKE	1	06/16/2021	10.05	.00	10.05	135924	07/07/2021
		B626628	FITTINGS, TAPE	1	06/17/2021	48.14	.00	48.14	135924	07/07/2021
		B626646	HOSE NOZZLES	1	06/17/2021	36.23	.00	36.23	135924	07/07/2021
		B626776	CEMENT STAKES, CHAN	1	06/18/2021	29.32	.00	29.32	135924	07/07/2021
		B627311	LOCKS FOR PARK	1	06/21/2021	34.19	.00	34.19	135924	07/07/2021
		B627928	ACETONE, TAPE, SPRAY	1	06/24/2021	124.91	.00	124.91	135924	07/07/2021
		B628126	SOCKET SET, BLACK MA	1	06/25/2021	110.94	.00	110.94	135924	07/07/2021
		B628483	GARBAGE BAGS	1	06/28/2021	21.17	.00	21.17	135924	07/07/2021
		B628692	HOSE FITTINGS, BEE SP	1	06/29/2021	79.98	.00	79.98	135924	07/07/2021
		B628768	PARTS	1	06/29/2021	31.21	.00	31.21	135924	07/07/2021

Vendor Number	Name	Invoice Number	Description	Seq	Invoice Date	Invoice Amount	Discount Amount	Check Amount	Check Number	Check Issue Date
		B629111	SWAMP COOLER PARTS	1	07/01/2021	43.68	.00	43.68	136063	07/20/2021
		B629730	TOOLS	1	07/05/2021	262.81	.00	262.81	136063	07/20/2021
		B629787	PARTS	1	07/05/2021	23.17	.00	23.17	136063	07/20/2021
		B630273	LANDSCAPE RAKE, SHO	1	07/08/2021	67.43	.00	67.43	136063	07/20/2021
		B630294	SURGE PROTECTOR, HO	1	07/08/2021	63.61	.00	63.61	136063	07/20/2021
		B630303	NAILS	1	07/06/2021	15.25	.00	15.25	136063	07/20/2021
		B630347	KEY	1	07/08/2021	1.80	.00	1.80	136063	07/20/2021
		B630488	SENSOR TRAILHEAD FO	1	07/09/2021	21.84	.00	21.84	136063	07/20/2021
		B630489	PAPER TOWELS	1	07/09/2021	9.38	.00	9.38	136063	07/20/2021
		B631049	PAINT THINNER	1	07/13/2021	17.09	.00	17.09	136063	07/20/2021
		B631361	WOOD, HANDLES, STRA	1	07/15/2021	54.97	.00	54.97	136063	07/20/2021
		B631567	CLEANING PRODUCTS	1	07/16/2021	85.85	.00	85.85	136063	07/20/2021
		B631630	HOLE SAW	1	07/16/2021	60.37	.00	60.37	136063	07/20/2021
		C28531	PARTS	1	05/11/2021	40.87	.00	40.87	135924	07/07/2021
		C29408	SCREWS & BENDER BOA	1	06/23/2021	25.63	.00	25.63	135924	07/07/2021
		C29421	BOARDS & BRACKETS	1	06/24/2021	87.56	.00	87.56	135924	07/07/2021
		C29482	COUPLINGS, CLAMPS, B	1	06/28/2021	66.55	.00	66.55	135924	07/07/2021
		C29512	BENDER BOARDS	1	06/30/2021	43.67	.00	43.67	135924	07/07/2021
		C29531	2 x 16 BOARDS	1	07/01/2021	128.00	.00	128.00	135924	07/07/2021
		C29533	2 x 16 BOARD	1	07/01/2021	38.00	.00	38.00	135924	07/07/2021
		C29610	CEMENT CAULK	1	07/06/2021	17.09	.00	17.09	136063	07/20/2021
		C29612	CEMENT CAULKING, SC	1	07/06/2021	174.75	.00	174.75	136063	07/20/2021
		C29645	CLAMPS, TEES, BUBBLE	1	07/07/2021	73.07	.00	73.07	136063	07/20/2021
		C29683	TWO AIR CONDITIONERS	1	07/09/2021	1,424.98	.00	1,424.98	136063	07/20/2021
Total 114:						4,474.12	.00	4,474.12		
122	CRUMP REESE MOTOR	5019429	DOOR HANDLE PART FO	1	06/30/2021	131.90	.00	131.90	135909	07/07/2021
		6075143	OIL CHANGE, LOF FOR G	1	06/29/2021	89.83	.00	89.83	135909	07/07/2021
		6075178	REPAIR LABOR FOR A32	1	06/30/2021	158.47	.00	158.47	135909	07/07/2021
		6075566	NEW TIRES FOR T60	1	07/16/2021	368.90	.00	368.90	136125	07/28/2021
Total 122:						749.10	.00	749.10		
125	DARRELL'S OK TIRE STO	55188	TIRE REPAIR - RED MOW	1	06/28/2021	51.28	.00	51.28	135911	07/07/2021
Total 125:						51.28	.00	51.28		
144	THE PENWORTHY COMP	0573215-IN	65 CHILDREN'S BOOKS	1	07/02/2021	963.03	.00	963.03	136099	07/20/2021
		0573488-IN	11 JF BOOKS ARPA COLL	1	07/08/2021	286.49	.00	286.49	136153	07/28/2021
Total 144:						1,249.52	.00	1,249.52		
221	INTERMOUNTAIN FARME	1015580478	2-4-D, ROUND UP	1	06/22/2021	146.98	.00	146.98	135932	07/07/2021
		1015669013	2-4-D	1	07/06/2021	37.99	.00	37.99	136067	07/20/2021
		1015700010	SPRAYER	1	07/12/2021	359.98	.00	359.98	136067	07/20/2021
		1015700249	SPRAYER - BUG KILLER	1	07/12/2021	57.97	.00	57.97	136067	07/20/2021
		1015706088	MEASURING CUPS	1	07/13/2021	13.98	.00	13.98	136067	07/20/2021
Total 221:						616.90	.00	616.90		
242	KENT'S MARKET	TC-060221A	TEEN PRIZES	1	06/02/2021	6.98	.00	6.98	136136	07/28/2021
		TC-061521B	CONCESSION FOOD 6/15	1	06/15/2021	59.52	.00	59.52	135936	07/07/2021
		TC-062221	TREATS FOR DEPARTME	1	06/22/2021	39.84	.00	39.84	135936	07/07/2021
		TC-062321	CONCESSION FOOD 6/23	1	06/23/2021	24.97	.00	24.97	135936	07/07/2021
		TC-062421	CANDY FOR TEEN SUMM	1	06/24/2021	26.38	.00	26.38	135936	07/07/2021
		TC-062521	CHALK ART AWARDS	1	06/25/2021	534.70	.00	534.70	135936	07/07/2021

Vendor Number	Name	Invoice Number	Description	Seq	Invoice Date	Invoice Amount	Discount Amount	Check Amount	Check Number	Check Issue Date
		TC-070621	CONCESSION FOOD 7/6/	1	07/06/2021	30.76	.00	30.76	136074	07/20/2021
		TC-070621A	CONCESSION FOOD 7/6/	1	07/06/2021	18.36	.00	18.36	136074	07/20/2021
		TC-071221	TEEN SUMMER READIN	1	07/12/2021	31.90	.00	31.90	136074	07/20/2021
		TC-072021	DEPT. MEETING TREATS	1	07/20/2021	38.85	.00	38.85	136136	07/28/2021
Total 242:						812.26	.00	812.26		
248	WILLIE AUTO PARTS & S	6051-342718	HEAT SHRINK TERMINAL	1	06/29/2021	21.60	.00	21.60	135978	07/07/2021
		6051-343512	SOCKET	1	07/12/2021	5.73	.00	5.73	136113	07/20/2021
Total 248:						27.33	.00	27.33		
279	ECONO WASTE, INC.	546831	TRIP CHARGE - 4 TRIPS	1	06/30/2021	480.00	.00	480.00	135915	07/07/2021
Total 279:						480.00	.00	480.00		
307	MATTHEW BENDER & CO	25655299	UT LEGISLATIVE 2021	1	06/10/2021	179.10	.00	179.10	135942	07/07/2021
		25655302	2021 UT COURT RULES	1	06/10/2021	194.10	.00	194.10	135942	07/07/2021
Total 307:						373.20	.00	373.20		
316	UTAH LEAGUE OF CITIES	1525	ULCT MEMBERSHIP DUE	1	05/05/2021	5,299.07	.00	5,299.07	135968	07/07/2021
		1536	ULCT ASSESSMENT FOR	1	06/17/2021	1,000.00	.00	1,000.00	135968	07/07/2021
Total 316:						6,299.07	.00	6,299.07		
317	UTAH LOCAL GOVERNM	1591553	AUTOMOBILE POLICY FY	1	07/01/2021	2,083.32	.00	2,083.32	136006	07/10/2021
		1591553	AUTOMOBILE POLICY FY	2	07/01/2021	1,735.30	.00	1,735.30	136006	07/10/2021
		1591553	AUTOMOBILE POLICY FY	3	07/01/2021	1,291.14	.00	1,291.14	136006	07/10/2021
		1591553	AUTOMOBILE POLICY FY	4	07/01/2021	12,591.24	.00	12,591.24	136006	07/10/2021
		1591553	AUTOMOBILE POLICY FY	5	07/01/2021	348.02	.00	348.02	136006	07/10/2021
		1591553	AUTOMOBILE POLICY FY	6	07/01/2021	3,828.22	.00	3,828.22	136006	07/10/2021
		1591553	AUTOMOBILE POLICY FY	7	07/01/2021	3,722.48	.00	3,722.48	136006	07/10/2021
		1591553	AUTOMOBILE POLICY FY	8	07/01/2021	1,910.27	.00	1,910.27	136006	07/10/2021
		1591553	AUTOMOBILE POLICY FY	9	07/01/2021	348.02	.00	348.02	136006	07/10/2021
		1591554	LIABILITY RENEWAL FY2	1	07/10/2021	6,973.78	.00	6,973.78	136006	07/10/2021
		1591554	LIABILITY RENEWAL FY2	2	07/10/2021	6,817.74	.00	6,817.74	136006	07/10/2021
		1591554	LIABILITY RENEWAL FY2	3	07/10/2021	14,658.36	.00	14,658.36	136006	07/10/2021
		1591554	LIABILITY RENEWAL FY2	4	07/10/2021	584.51	.00	584.51	136006	07/10/2021
		1591554	LIABILITY RENEWAL FY2	5	07/10/2021	9,555.97	.00	9,555.97	136006	07/10/2021
		1591554	LIABILITY RENEWAL FY2	6	07/10/2021	1,117.74	.00	1,117.74	136006	07/10/2021
		1591554	LIABILITY RENEWAL FY2	7	07/10/2021	680.20	.00	680.20	136006	07/10/2021
		1591554	LIABILITY RENEWAL FY2	8	07/10/2021	206.52	.00	206.52	136006	07/10/2021
		1591554	LIABILITY RENEWAL FY2	9	07/10/2021	47.20	.00	47.20	136006	07/10/2021
		1591554	LIABILITY RENEWAL FY2	10	07/10/2021	11,303.00	.00	11,303.00	136006	07/10/2021
		1591554	LIABILITY RENEWAL FY2	11	07/10/2021	4,140.94	.00	4,140.94	136006	07/10/2021
		1591554	LIABILITY RENEWAL FY2	12	07/10/2021	5,413.11	.00	5,413.11	136006	07/10/2021
		1591554	LIABILITY RENEWAL FY2	13	07/10/2021	3,028.97	.00	3,028.97	136006	07/10/2021
		1591554	LIABILITY RENEWAL FY2	14	07/10/2021	555.94	.00	555.94	136006	07/10/2021
		1591554	LIABILITY RENEWAL FY2	15	07/10/2021	2,604.40	.00	2,604.40	136006	07/10/2021
		1591554	LIABILITY RENEWAL FY2	16	07/10/2021	548.62	.00	548.62	136006	07/10/2021
		1591555	PROPERTY INVOICE	1	07/01/2021	4,697.06	.00	4,697.06	136006	07/10/2021
		1591555	PROPERTY INVOICE	2	07/01/2021	6,989.05	.00	6,989.05	136006	07/10/2021
		1591555	PROPERTY INVOICE	3	07/01/2021	1,236.05	.00	1,236.05	136006	07/10/2021
		1591555	PROPERTY INVOICE	4	07/01/2021	43.22	.00	43.22	136006	07/10/2021
		1591555	PROPERTY INVOICE	5	07/01/2021	841.88	.00	841.88	136006	07/10/2021
		1591555	PROPERTY INVOICE	6	07/01/2021	40.04	.00	40.04	136006	07/10/2021

Vendor Number	Name	Invoice Number	Description	Seq	Invoice Date	Invoice Amount	Discount Amount	Check Amount	Check Number	Check Issue Date
		1591555	PROPERTY INVOICE	7	07/01/2021	1,307.30	.00	1,307.30	136006	07/10/2021
		1591555	PROPERTY INVOICE	8	07/01/2021	861.59	.00	861.59	136006	07/10/2021
		1591555	PROPERTY INVOICE	9	07/01/2021	3,626.05	.00	3,626.05	136006	07/10/2021
		1591555	PROPERTY INVOICE	10	07/01/2021	1,717.74	.00	1,717.74	136006	07/10/2021
		1591555	PROPERTY INVOICE	11	07/01/2021	1,930.04	.00	1,930.04	136006	07/10/2021
		1591555	PROPERTY INVOICE	12	07/01/2021	1,063.08	.00	1,063.08	136006	07/10/2021
		3769	WORKERS COMP - JULY	1	06/29/2021	7.04	.00	7.04	135969	07/07/2021
		3769	WORKERS COMP - JULY	2	06/29/2021	67.46	.00	67.46	135969	07/07/2021
		3769	WORKERS COMP - JULY	3	06/29/2021	47.34	.00	47.34	135969	07/07/2021
		3769	WORKERS COMP - JULY	4	06/29/2021	35.86	.00	35.86	135969	07/07/2021
		3769	WORKERS COMP - JULY	5	06/29/2021	47.58	.00	47.58	135969	07/07/2021
		3769	WORKERS COMP - JULY	6	06/29/2021	6.63	.00	6.63	135969	07/07/2021
		3769	WORKERS COMP - JULY	7	06/29/2021	932.40	.00	932.40	135969	07/07/2021
		3769	WORKERS COMP - JULY	8	06/29/2021	82.97	.00	82.97	135969	07/07/2021
		3769	WORKERS COMP - JULY	9	06/29/2021	200.08	.00	200.08	135969	07/07/2021
		3769	WORKERS COMP - JULY	10	06/29/2021	52.50	.00	52.50	135969	07/07/2021
		3769	WORKERS COMP - JULY	11	06/29/2021	37.58	.00	37.58	135969	07/07/2021
		3769	WORKERS COMP - JULY	12	06/29/2021	93.35	.00	93.35	135969	07/07/2021
		3769	WORKERS COMP - JULY	13	06/29/2021	14.40	.00	14.40	135969	07/07/2021
		3769	WORKERS COMP - JULY	14	06/29/2021	13.89	.00	13.89	135969	07/07/2021
		3769	WORKERS COMP - JULY	15	06/29/2021	214.68	.00	214.68	135969	07/07/2021
		3769	WORKERS COMP - JULY	16	06/29/2021	12.64	.00	12.64	135969	07/07/2021
		3769	WORKERS COMP - JULY	17	06/29/2021	147.15	.00	147.15	135969	07/07/2021
		3769	WORKERS COMP - JULY	18	06/29/2021	25.79	.00	25.79	135969	07/07/2021
		3769	WORKERS COMP - JULY	19	06/29/2021	101.31	.00	101.31	135969	07/07/2021
		3769	WORKERS COMP - JULY	20	06/29/2021	15.88	.00	15.88	135969	07/07/2021
		3769	WORKERS COMP - JULY	21	06/29/2021	1.18	.00	1.18	135969	07/07/2021
		3769	WORKERS COMP - JULY	22	06/29/2021	1.62	.00	1.62	135969	07/07/2021
		3769	WORKERS COMP - JULY	23	06/29/2021	2.21	.00	2.21	135969	07/07/2021
		3769	WORKERS COMP - JULY	24	06/29/2021	19.25	.00	19.25	135969	07/07/2021
		3769	WORKERS COMP - JULY	25	06/29/2021	129.19	.00	129.19	135969	07/07/2021
		3769	WORKERS COMP - JULY	26	06/29/2021	87.66	.00	87.66	135969	07/07/2021
		3769	WORKERS COMP - JULY	27	06/29/2021	250.69	.00	250.69	135969	07/07/2021
		3769	WORKERS COMP - JULY	28	06/29/2021	277.63	.00	277.63	135969	07/07/2021
		3769	WORKERS COMP - JULY	29	06/29/2021	7.07	.00	7.07	135969	07/07/2021
		3769	WORKERS COMP - JULY	30	06/29/2021	275.60	.00	275.60	135969	07/07/2021
		3769	WORKERS COMP - JULY	31	06/29/2021	63.00	.00	63.00	135969	07/07/2021
		3769	WORKERS COMP - JULY	32	06/29/2021	45.49	.00	45.49	135969	07/07/2021
		3769	WORKERS COMP - JULY	33	06/29/2021	13.96	.00	13.96	135969	07/07/2021
		3807	WORKERS COMP - AUGU	1	07/28/2021	36.30	.00	36.30	136156	07/28/2021
		3807	WORKERS COMP - AUGU	2	07/28/2021	66.23	.00	66.23	136156	07/28/2021
		3807	WORKERS COMP - AUGU	3	07/28/2021	46.04	.00	46.04	136156	07/28/2021
		3807	WORKERS COMP - AUGU	4	07/28/2021	35.40	.00	35.40	136156	07/28/2021
		3807	WORKERS COMP - AUGU	5	07/28/2021	45.87	.00	45.87	136156	07/28/2021
		3807	WORKERS COMP - AUGU	6	07/28/2021	5.04	.00	5.04	136156	07/28/2021
		3807	WORKERS COMP - AUGU	7	07/28/2021	914.41	.00	914.41	136156	07/28/2021
		3807	WORKERS COMP - AUGU	8	07/28/2021	88.44	.00	88.44	136156	07/28/2021
		3807	WORKERS COMP - AUGU	9	07/28/2021	197.12	.00	197.12	136156	07/28/2021
		3807	WORKERS COMP - AUGU	10	07/28/2021	54.46	.00	54.46	136156	07/28/2021
		3807	WORKERS COMP - AUGU	11	07/28/2021	38.63	.00	38.63	136156	07/28/2021
		3807	WORKERS COMP - AUGU	12	07/28/2021	81.29	.00	81.29	136156	07/28/2021
		3807	WORKERS COMP - AUGU	13	07/28/2021	12.49	.00	12.49	136156	07/28/2021
		3807	WORKERS COMP - AUGU	14	07/28/2021	7.02	.00	7.02	136156	07/28/2021
		3807	WORKERS COMP - AUGU	15	07/28/2021	225.63	.00	225.63	136156	07/28/2021
		3807	WORKERS COMP - AUGU	16	07/28/2021	14.49	.00	14.49	136156	07/28/2021
		3807	WORKERS COMP - AUGU	17	07/28/2021	142.11	.00	142.11	136156	07/28/2021
		3807	WORKERS COMP - AUGU	18	07/28/2021	29.55	.00	29.55	136156	07/28/2021

Vendor Number	Name	Invoice Number	Description	Seq	Invoice Date	Invoice Amount	Discount Amount	Check Amount	Check Number	Check Issue Date
		3807	WORKERS COMP - AUGU	19	07/28/2021	102.25	.00	102.25	136156	07/28/2021
		3807	WORKERS COMP - AUGU	20	07/28/2021	11.85	.00	11.85	136156	07/28/2021
		3807	WORKERS COMP - AUGU	21	07/28/2021	.88	.00	.88	136156	07/28/2021
		3807	WORKERS COMP - AUGU	22	07/28/2021	5.19	.00	5.19	136156	07/28/2021
		3807	WORKERS COMP - AUGU	23	07/28/2021	4.83	.00	4.83	136156	07/28/2021
		3807	WORKERS COMP - AUGU	24	07/28/2021	11.94	.00	11.94	136156	07/28/2021
		3807	WORKERS COMP - AUGU	25	07/28/2021	124.06	.00	124.06	136156	07/28/2021
		3807	WORKERS COMP - AUGU	26	07/28/2021	121.41	.00	121.41	136156	07/28/2021
		3807	WORKERS COMP - AUGU	27	07/28/2021	256.58	.00	256.58	136156	07/28/2021
		3807	WORKERS COMP - AUGU	28	07/28/2021	261.37	.00	261.37	136156	07/28/2021
		3807	WORKERS COMP - AUGU	29	07/28/2021	6.21	.00	6.21	136156	07/28/2021
		3807	WORKERS COMP - AUGU	30	07/28/2021	265.86	.00	265.86	136156	07/28/2021
		3807	WORKERS COMP - AUGU	31	07/28/2021	61.37	.00	61.37	136156	07/28/2021
		3807	WORKERS COMP - AUGU	32	07/28/2021	42.69	.00	42.69	136156	07/28/2021
		3807	WORKERS COMP - AUGU	33	07/28/2021	14.07	.00	14.07	136156	07/28/2021
Total 317:						127,110.27	.00	127,110.27		
321	ROCKY MOUNTAIN POW	0621-529014	CEMETERY	1	06/25/2021	485.56	.00	485.56	135952	07/07/2021
		0621-529014	CIVIC CENTER	2	06/25/2021	536.49	.00	536.49	135952	07/07/2021
		0621-529014	FIRE	3	06/25/2021	268.25	.00	268.25	135952	07/07/2021
		0621-529014	POLICE DEPARTMENT	4	06/25/2021	268.24	.00	268.24	135952	07/07/2021
		0621-529014	FOOD PANTRY	5	06/25/2021	467.32	.00	467.32	135952	07/07/2021
		0621-529014	LIBRARY	6	06/25/2021	276.06	.00	276.06	135952	07/07/2021
		0621-529014	NON-DEPARTMENTAL	7	06/25/2021	73.47	.00	73.47	135952	07/07/2021
		0621-529014	PARKS	8	06/25/2021	1,485.91	.00	1,485.91	135952	07/07/2021
		0621-529014	PROFESSIONAL	9	06/25/2021	18.12	.00	18.12	135952	07/07/2021
		0621-529014	PUBLIC WORKS BUILDIN	10	06/25/2021	1,006.15	.00	1,006.15	135952	07/07/2021
		0621-529014	PUBLIC WORKS BUILDIN	11	06/25/2021	2,556.59	.00	2,556.59	135952	07/07/2021
		0621-529014	PUBLIC WORKS BUILDIN	12	06/25/2021	1,237.44	.00	1,237.44	135952	07/07/2021
		0621-529014	PUBLIC WORKS BUILDIN	13	06/25/2021	147.89	.00	147.89	135952	07/07/2021
		0621-529014	PUBLIC WORKS BUILDIN	14	06/25/2021	165.12	.00	165.12	135952	07/07/2021
		0621-529014	RECREATION	15	06/25/2021	109.34	.00	109.34	135952	07/07/2021
		0621-529014	SECONDARY WATER	16	06/25/2021	3,753.07	.00	3,753.07	135952	07/07/2021
		0621-529014	SENIOR BUILDING	17	06/25/2021	400.03	.00	400.03	135952	07/07/2021
		0621-529014	STREETS DEPARTMENT	18	06/25/2021	4,976.20	.00	4,976.20	135952	07/07/2021
		0621-529014	TREATMENT PLANT	19	06/25/2021	4,781.15	.00	4,781.15	135952	07/07/2021
		0621-529014	TREATMENT PLANT	20	06/25/2021	1,859.34	.00	1,859.34	135952	07/07/2021
		0621-529014	WATER	21	06/25/2021	13,782.75	.00	13,782.75	135952	07/07/2021
Total 321:						38,654.49	.00	38,654.49		
323	UTAH STATE TAX COMMI	3767	SWT - JUNE 2021	1	06/29/2021	8,764.24	.00	8,764.24	135970	07/07/2021
		3806	SWT - JULY 2021	1	07/28/2021	9,613.49	.00	9,613.49	136157	07/28/2021
Total 323:						18,377.73	.00	18,377.73		
333	ZIONS BANK	0721-9052	0000122391089052 - INTE	1	07/05/2021	387.93	.00	387.93	136116	07/20/2021
		0721-9052	0000122391089052 - INTE	2	07/05/2021	144.92	.00	144.92	136116	07/20/2021
		0721-9052	0000122391089052 - PRIN	3	07/05/2021	4,903.31	.00	4,903.31	136116	07/20/2021
		0721-9052	0000122391089052 - PRIN	4	07/05/2021	1,831.71	.00	1,831.71	136116	07/20/2021
Total 333:						7,267.87	.00	7,267.87		
362	CACHE VALLEY PUBLISH	117604	TWO WEEK AD	1	06/30/2021	550.00	.00	550.00	135901	07/07/2021

Vendor Number	Name	Invoice Number	Description	Seq	Invoice Date	Invoice Amount	Discount Amount	Check Amount	Check Number	Check Issue Date
Total 362:						550.00	.00	550.00		
369	UTAH VALLEY UNIVERSI	A27323	RECERTIFICATION OF H	1	06/16/2021	20.00	.00	20.00	135972	07/07/2021
Total 369:						20.00	.00	20.00		
386	JONES & ASSOCIATES	20278	LAND USE AUTHORITY M	1	07/01/2021	1,914.00	.00	1,914.00	136072	07/20/2021
		20278	GENERAL REQUEST FO	2	07/01/2021	33.00	.00	33.00	136072	07/20/2021
		20278	SPRING ACRES - PHASE	3	07/01/2021	198.00	.00	198.00	136072	07/20/2021
		20278	SPRING HOLLOW SUBDI	4	07/01/2021	132.00	.00	132.00	136072	07/20/2021
		20278	ARCHIBALD ESTATES - P	5	07/01/2021	66.00	.00	66.00	136072	07/20/2021
		20278	ARCHIBALD ESTATES - P	6	07/01/2021	363.00	.00	363.00	136072	07/20/2021
		20278	ARCHIBALD ESTATES - P	7	07/01/2021	66.00	.00	66.00	136072	07/20/2021
		20278	TREMONT PLACE - PHAS	8	07/01/2021	231.00	.00	231.00	136072	07/20/2021
		20278	ASPEN RIDGES SUBDIVI	9	07/01/2021	99.00	.00	99.00	136072	07/20/2021
		20278	DANNY MACFARLANE TO	10	07/01/2021	66.00	.00	66.00	136072	07/20/2021
		20278	RIVER'S EDGE SUBDIVIS	11	07/01/2021	792.00	.00	792.00	136072	07/20/2021
		20278	ENVISION ESTATES (JAY	12	07/01/2021	132.00	.00	132.00	136072	07/20/2021
		20278	HARVEST ACRES SUBDI	13	07/01/2021	297.00	.00	297.00	136072	07/20/2021
		20278	HART CAR WASH	14	07/01/2021	99.00	.00	99.00	136072	07/20/2021
		20278	SECONDARY WATER SY	15	07/01/2021	4,701.00	.00	4,701.00	136072	07/20/2021
		20278	SECONDARY WATER - S	16	07/01/2021	1,650.00	.00	1,650.00	136072	07/20/2021
		20278	CITY MAPS UPDATES	17	07/01/2021	69.00	.00	69.00	136072	07/20/2021
Total 386:						10,908.00	.00	10,908.00		
402	MILLER GAS CO. INC.	224225	PROPANE AT CONCESSI	1	04/26/2021	116.73	.00	116.73	135945	07/07/2021
Total 402:						116.73	.00	116.73		
622	GERMER, SCOTT	2767	17.5 ACRES WATER @26.	1	07/06/2021	463.75	.00	463.75	135920	07/07/2021
Total 622:						463.75	.00	463.75		
664	WALKER, DOUGLAS C. D	3956	PRE-EMPLOYMENT PHY	1	03/12/2019	800.00	.00	800.00	135976	07/07/2021
		3957	PRE-EMPLOYEMENT PH	1	03/20/2019	450.00	.00	450.00	135976	07/07/2021
		3988	FIREFIGHTER LABS & IM	1	05/13/2019	1,324.00	.00	1,324.00	135976	07/07/2021
		4057	PRE-EMPLOYEMENT PH	1	05/31/2019	239.00	.00	239.00	135976	07/07/2021
		4058	IMMUNIZATIONS FOR JO	1	07/03/2019	232.00	.00	232.00	135976	07/07/2021
		4059	PRE-EMPLOYEMENT PH	1	06/26/2019	234.00	.00	234.00	135976	07/07/2021
		4314	LABS FOR JAVIER MUNO	1	03/23/2021	600.00	.00	600.00	135976	07/07/2021
		4315	LABS FOR SHAELA STON	1	03/23/2021	830.00	.00	830.00	135976	07/07/2021
		4370	PRE-EMPLOYEMENT PH	1	06/30/2021	250.00	.00	250.00	136158	07/28/2021
		4375	PRE-EMPLOYMENT PHY	1	07/15/2021	234.00	.00	234.00	136110	07/20/2021
		CREDITMEM	CREDIT MEMO	1	07/01/2021	25.00-	.00	25.00-	136158	07/28/2021
Total 664:						5,168.00	.00	5,168.00		
675	HANSEN & ASSOCIATES,	2019-4570	SURVEY & STAKING OF	1	07/12/2021	402.60	.00	402.60	136064	07/20/2021
Total 675:						402.60	.00	402.60		
682	CORE & MAIN LP	O307756	PARTS FOR WATER	1	06/09/2021	7,543.44	.00	7,543.44	135906	07/07/2021
		O307756	PARTS FOR SECONDAR	2	06/09/2021	3,000.00	.00	3,000.00	135906	07/07/2021
		O307756	PARTS FOR SEWER	3	06/09/2021	1,000.00	.00	1,000.00	135906	07/07/2021

Vendor Number	Name	Invoice Number	Description	Seq	Invoice Date	Invoice Amount	Discount Amount	Check Amount	Check Number	Check Issue Date
Total 682:						11,543.44	.00	11,543.44		
702	UTOPIA	UT-04653	COURT	1	07/01/2021	41.03	.00	41.03	136107	07/20/2021
		UT-04653	CITY MANAGER	2	07/01/2021	41.03	.00	41.03	136107	07/20/2021
		UT-04653	TREASURER	3	07/01/2021	82.05	.00	82.05	136107	07/20/2021
		UT-04653	CITY RECORDER	4	07/01/2021	61.54	.00	61.54	136107	07/20/2021
		UT-04653	CIVIC CENTER	5	07/01/2021	20.51	.00	20.51	136107	07/20/2021
		UT-04653	POLICE DEPARTMENT	6	07/01/2021	164.09	.00	164.09	136107	07/20/2021
		UT-04653	BUILDING INSPECTION	7	07/01/2021	20.51	.00	20.51	136107	07/20/2021
		UT-04653	STREETS DEPARTMENT	8	07/01/2021	41.03	.00	41.03	136107	07/20/2021
		UT-04653	SENIOR PROGRAMMING	9	07/01/2021	20.51	.00	20.51	136107	07/20/2021
		UT-04653	CONGREGATE MEALS	10	07/01/2021	10.26	.00	10.26	136107	07/20/2021
		UT-04653	HOME DELIVERED MEAL	11	07/01/2021	10.26	.00	10.26	136107	07/20/2021
		UT-04653	SENIOR BUILDING	12	07/01/2021	41.03	.00	41.03	136107	07/20/2021
		UT-04653	PARKS DEPARTMENT	13	07/01/2021	61.54	.00	61.54	136107	07/20/2021
		UT-04653	FOOD PANTRY	14	07/01/2021	20.51	.00	20.51	136107	07/20/2021
		UT-04653	RECREATION	15	07/01/2021	82.05	.00	82.05	136107	07/20/2021
		UT-04653	FIRE DEPARTMENT	16	07/01/2021	41.03	.00	41.03	136107	07/20/2021
		UT-04653	WATER	17	07/01/2021	20.51	.00	20.51	136107	07/20/2021
		UT-04653	TREATMENT PLANT	18	07/01/2021	20.51	.00	20.51	136107	07/20/2021
		UT-04653	AIR SENSORS	19	07/01/2021	21.00	.00	21.00	136107	07/20/2021
Total 702:						821.00	.00	821.00		
770	W.E.T. INC.	4660	ACUTE TOXICITY TEST	1	07/07/2021	575.00	.00	575.00	136109	07/20/2021
Total 770:						575.00	.00	575.00		
815	SYMBOLARTS	0300908	25 BADGES - NOT RECEI	1	05/24/2021	2,125.00	.00	2,125.00	136150	07/28/2021
		0382311-IN	TGPD PATCHES	1	06/17/2021	795.00	.00	795.00	135960	07/07/2021
Total 815:						2,920.00	.00	2,920.00		
817	JUNIOR LIBRARY GUILD	565856	52 JF BOOKS	1	05/20/2021	408.00	.00	408.00	136135	07/28/2021
Total 817:						408.00	.00	408.00		
876	WORKFORCE QA	3765	PRE-EMPLOYMENT DRU	1	06/23/2021	50.00	.00	50.00	135979	07/07/2021
		3765	PRE-EMPLOYMENT DRU	2	06/23/2021	50.00	.00	50.00	135979	07/07/2021
		3773	RANDOM DRUG TESTS -	1	07/02/2021	50.00	.00	50.00	135979	07/07/2021
		3773	RANDOM DRUG TESTS -	2	07/02/2021	50.00	.00	50.00	135979	07/07/2021
		3773	RANDOM DRUG TESTS -	3	07/02/2021	100.00	.00	100.00	135979	07/07/2021
		3773	PRE-EMPLOYMENT DRU	4	07/02/2021	50.00	.00	50.00	135979	07/07/2021
		3803	PRE-EMPLOYMENT DRU	1	07/26/2021	50.00	.00	50.00	136159	07/28/2021
		3803	PRE-EMPLOYMENT DRU	2	07/26/2021	50.00	.00	50.00	136159	07/28/2021
Total 876:						450.00	.00	450.00		
887	THATCHER COMPANY	1523215	1200 # CHLORINE	1	06/22/2021	3,379.20	.00	3,379.20	135962	07/07/2021
		1523217	EMPTIES	1	06/22/2021	2,500.00-	.00	2,500.00-	135962	07/07/2021
Total 887:						879.20	.00	879.20		
904	L.N. CURTIS AND SONS	INV497225	BELT, GLOVES, BOOTS F	1	06/09/2021	169.53	.00	169.53	135937	07/07/2021
		INV505691	19 YELLOW WILDLAND H	1	07/07/2021	1,178.00	.00	1,178.00	136137	07/28/2021
		INV505740	PANTS & SHIRTS FOR J.	1	07/07/2021	480.00	.00	480.00	136137	07/28/2021

Vendor Number	Name	Invoice Number	Description	Seq	Invoice Date	Invoice Amount	Discount Amount	Check Amount	Check Number	Check Issue Date
Total 904:						1,827.53	.00	1,827.53		
910	GOLDEN SPIKE ELECTRI	23950	NEW MOTOR START UP	1	06/23/2021	75.00	.00	75.00	135922	07/07/2021
		23971	ELECTRICAL WORK - TR	1	06/30/2021	110.71	.00	110.71	135922	07/07/2021
Total 910:						185.71	.00	185.71		
971	UTAH STATE TREASURE	2860	35% SC - JUNE 2021	1	07/02/2021	640.86	.00	640.86	135971	07/07/2021
		2860	90% SC - JUNE 2021	2	07/02/2021	1,635.84	.00	1,635.84	135971	07/07/2021
		2860	SEC SC - JUNE 2021	3	07/02/2021	861.59	.00	861.59	135971	07/07/2021
		2860	$8 SC - JUNE 2021	4	07/02/2021	915.33	.00	915.33	135971	07/07/2021
Total 971:						4,053.62	.00	4,053.62		
1100	FRONTIER	0621-3131	435-257-3131 POLICE	1	06/25/2021	92.55	.00	92.55	135919	07/07/2021
Total 1100:						92.55	.00	92.55		
1105	BLUE STAKES OF UTAH 8	UT20210254	BILLABLE EMAIL NOTIFIC	1	06/30/2021	228.05	.00	228.05	135896	07/07/2021
Total 1105:						228.05	.00	228.05		
1131	BORDER STATES INDUS	922344770	6 - 200 AMP FUSES	1	06/28/2021	484.98	.00	484.98	135898	07/07/2021
Total 1131:						484.98	.00	484.98		
1157	SALT LAKE WHOLESALE	74056	GLOCK 9MM	1	07/12/2021	414.00	.00	414.00	136147	07/28/2021
		74079	GREEN CIRCLE DOT/SOL	1	07/13/2021	1,444.95	.00	1,444.95	136147	07/28/2021
Total 1157:						1,858.95	.00	1,858.95		
5056	FEDEX	7-415-06122	FOG 6-24-21	1	06/24/2021	13.23	.00	13.23	135917	07/07/2021
		7-422-21720	FOG 7-8-21	1	07/01/2021	31.43	.00	31.43	136058	07/20/2021
		7-429-68070	FOG 7-8-21	1	07/08/2021	13.23	.00	13.23	136058	07/20/2021
		7-436-59546	FOG 7-15-21	1	07/15/2021	13.23	.00	13.23	136058	07/20/2021
Total 5056:						71.12	.00	71.12		
5232	EMI HEALTH	3777	DENTAL - JULY 2021	1	07/13/2021	4,302.50	.00	4,302.50	136055	07/20/2021
		3799	DENTAL - AUGUST 2021	1	07/21/2021	4,302.50	.00	4,302.50	136127	07/28/2021
Total 5232:						8,605.00	.00	8,605.00		
8334	TREMONTON ACE HARD	78638	SPRINKLER PARTS FOR	1	06/21/2021	28.32	.00	28.32	135965	07/07/2021
		78644	SPRINKLER PARTS FOR	1	06/21/2021	55.39	.00	55.39	135965	07/07/2021
		78661	THREAD	1	06/22/2021	30.22	.00	30.22	135965	07/07/2021
		78685	FLOOR SQUEGEES, AIR	1	06/25/2021	172.83	.00	172.83	135965	07/07/2021
		78706	COUPLINGS	1	06/28/2021	15.11	.00	15.11	135965	07/07/2021
		78713	PACKAGE OF GROUND C	1	06/29/2021	94.82	.00	94.82	135965	07/07/2021
		78728	SUPPLIES FOR POLICE	1	06/30/2021	151.87	.00	151.87	135965	07/07/2021
		78794	BUSHINGS	1	07/07/2021	38.57	.00	38.57	136103	07/20/2021
		78960	POWER STRIP	1	07/26/2021	35.14	.00	35.14	136154	07/28/2021
Total 8334:						622.27	.00	622.27		
8693	SKYWAY GOLF CLUB	5309	71 GOLF CLINIC FEES	1	06/30/2021	2,485.00	.00	2,485.00	135955	07/07/2021

Vendor Number	Name	Invoice Number	Description	Seq	Invoice Date	Invoice Amount	Discount Amount	Check Amount	Check Number	Check Issue Date
Total 8693:						2,485.00	.00	2,485.00		
9158	FIREWORKS WEST INTE	1381	SECOND HALF OF PAYM	1	07/24/2021	5,477.98	.00	5,477.98	136060	07/20/2021
		1382	1/2 OF JULY 24TH FIREW	1	07/01/2021	5,477.98	.00	5,477.98	135884	07/01/2021
Total 9158:						10,955.96	.00	10,955.96		
9603	CACHE VALLEY FIRE PR	18768	SEMI-ANNUAL INSPECTI	1	07/14/2021	122.00	.00	122.00	136122	07/28/2021
Total 9603:						122.00	.00	122.00		
9705	H & H DOORS, LLC	15507	DIAGNOSE	1	07/20/2021	80.00	.00	80.00	136131	07/28/2021
		15507	REPAIR BROKEN DOOR	2	07/20/2021	861.00	.00	861.00	136131	07/28/2021
Total 9705:						941.00	.00	941.00		
9991	TWIN CITY DISTRIBUTIN	81628	MILK	1	06/04/2021	59.70	.00	59.70	135966	07/07/2021
		81628	MILK	2	06/04/2021	139.30	.00	139.30	135966	07/07/2021
		81647	MILK	1	06/11/2021	56.55	.00	56.55	135966	07/07/2021
		81647	MILK	2	06/11/2021	131.95	.00	131.95	135966	07/07/2021
		81667	MILK	1	06/18/2021	59.70	.00	59.70	135966	07/07/2021
		81667	MILK	2	06/18/2021	139.30	.00	139.30	135966	07/07/2021
		81703	MILK	1	07/02/2021	54.75	.00	54.75	136155	07/28/2021
		81703	MILK	2	07/02/2021	127.75	.00	127.75	136155	07/28/2021
		81721	MILK	1	07/09/2021	49.80	.00	49.80	136155	07/28/2021
		81721	MILK	2	07/09/2021	116.20	.00	116.20	136155	07/28/2021
		81739	MILK	1	07/16/2021	54.45	.00	54.45	136155	07/28/2021
		81739	MILK	2	07/16/2021	127.05	.00	127.05	136155	07/28/2021
Total 9991:						1,116.50	.00	1,116.50		
10088	SKYWAY JR. GOLF	5311	71 TOURNAMENT PARTI	1	06/30/2021	1,065.00	.00	1,065.00	135956	07/07/2021
Total 10088:						1,065.00	.00	1,065.00		
10108	ZIONS BANKCARD CENT	0621-0399	BE COUNTY RECORDING	1	07/12/2021	114.74	.00	114.74	721	07/09/2021
		0621-0399	SHAMROCK INV. # 22736	2	07/12/2021	353.64	.00	353.64	721	07/09/2021
		0621-0399	SHAMROCK INV. # 22736	3	07/12/2021	825.16	.00	825.16	721	07/09/2021
		0621-0399	KENT'S BILL - FOOD	4	07/12/2021	443.26	.00	443.26	721	07/09/2021
		0621-0399	KENT'S BILL - FOOD	5	07/12/2021	1,034.28	.00	1,034.28	721	07/09/2021
		0621-0399	EXERCISE SUPPLIES FO	6	07/12/2021	62.96	.00	62.96	721	07/09/2021
		0621-0399	AMAZON - COOKBOOK	7	07/12/2021	11.99	.00	11.99	721	07/09/2021
		0621-0399	SAM'S CLUB - FOOD	8	07/12/2021	25.73	.00	25.73	721	07/09/2021
		0621-0399	SAM'S CLUB - FOOD	9	07/12/2021	60.05	.00	60.05	721	07/09/2021
		0621-0399	SHAMROCK INV. # 22954	10	07/12/2021	482.93	.00	482.93	721	07/09/2021
		0621-0399	SHAMROCK INV. # 22954	11	07/12/2021	1,126.82	.00	1,126.82	721	07/09/2021
		0621-0399	WALMART - FOOD	12	07/12/2021	22.68	.00	22.68	721	07/09/2021
		0621-0399	WALMART - FOOD	13	07/12/2021	52.92	.00	52.92	721	07/09/2021
		0621-0399	SHAMROCK INV. # 05700	14	07/12/2021	474.11	.00	474.11	721	07/09/2021
		0621-0399	SHAMROCK INV. # 05700	15	07/12/2021	1,106.25	.00	1,106.25	721	07/09/2021
		0621-0399	RESTAURANT SUPPLY	16	07/12/2021	49.67	.00	49.67	721	07/09/2021
		0621-0399	RESTAURANT SUPPLY	17	07/12/2021	115.90	.00	115.90	721	07/09/2021
		0621-0399	CINTAS NO INV. # LISTED	18	07/12/2021	47.15	.00	47.15	721	07/09/2021
		0621-0399	SHAMROCK INV. # 22989	19	07/12/2021	276.23	.00	276.23	721	07/09/2021
		0621-0399	SHAMROCK INV. # 22989	20	07/12/2021	644.52	.00	644.52	721	07/09/2021
		0621-0399	CINTAS INV. # 506684755	21	07/12/2021	182.20	.00	182.20	721	07/09/2021

Vendor Number	Name	Invoice Number	Description	Seq	Invoice Date	Invoice Amount	Discount Amount	Check Amount	Check Number	Check Issue Date
		0621-0399	AMAZON - JOURNALS, D	22	07/12/2021	135.54	.00	135.54	721	07/09/2021
		0621-0399	SHAMROCK FOOD INV. #	23	07/12/2021	255.57	.00	255.57	721	07/09/2021
		0621-0399	SHAMROCK FOOD INV. #	24	07/12/2021	596.32	.00	596.32	721	07/09/2021
		0621-0399	WATER BALLOONS	25	07/12/2021	28.79	.00	28.79	721	07/09/2021
		0621-0399	AMAZON - MAGNETIC CA	26	07/12/2021	15.50	.00	15.50	721	07/09/2021
		0621-0399	WALMART - BASEBALLS	27	07/12/2021	317.88	.00	317.88	721	07/09/2021
		0621-0399	AMAZON - BASEBALL BA	28	07/12/2021	74.69	.00	74.69	721	07/09/2021
		0621-0399	AMAZON - DESK CHAIR F	29	07/12/2021	39.99	.00	39.99	721	07/09/2021
		0621-0399	LUNCH - ZUPPAS	30	07/12/2021	99.70	.00	99.70	721	07/09/2021
		0621-0399	FIZZ DRINKS	31	07/12/2021	28.75	.00	28.75	721	07/09/2021
		0621-0399	AS YOU WISH ART ACTIV	32	07/12/2021	199.00	.00	199.00	721	07/09/2021
		0621-0399	DAKTRONICS - 2 POWER	33	07/12/2021	475.00	.00	475.00	721	07/09/2021
		0621-0399	AMAZON - ART SUPPLIE	34	07/12/2021	139.88	.00	139.88	721	07/09/2021
		0621-0399	SIGNS.COM - FIELD CLO	35	07/12/2021	179.73	.00	179.73	721	07/09/2021
		0621-0399	HOLIDAYCORO.COM	36	07/12/2021	75.34	.00	75.34	721	07/09/2021
		0621-0399	PROFORCE LAW ENFOR	37	07/12/2021	60.94	.00	60.94	721	07/09/2021
		0621-0399	RAY ALLEN MANUFACTU	38	07/12/2021	47.98	.00	47.98	721	07/09/2021
		0621-0399	5 NIGHTS STAY AT HYATT	39	07/12/2021	1,344.80	.00	1,344.80	721	07/09/2021
		0621-0399	NETFLIX MONTHLY SUBS	40	07/12/2021	13.99	.00	13.99	721	07/09/2021
		0621-0399	FEDEX - BLOOD TOXICO	41	07/12/2021	9.46	.00	9.46	721	07/09/2021
		0621-0399	AXON - 5 AXON II BODY	42	07/12/2021	3,655.00	.00	3,655.00	721	07/09/2021
		0621-0399	RETURNED TORCH RUN	43	07/12/2021	17.56-	.00	17.56-	721	07/09/2021
		0621-0399	IAPE - PROPERTY/EVIDE	44	07/12/2021	345.00	.00	345.00	721	07/09/2021
		0621-0399	CD, POST-ITS, DVD-R	45	07/12/2021	150.66	.00	150.66	721	07/09/2021
		0621-0399	AMAZON - LABEL HOLDE	46	07/12/2021	17.55	.00	17.55	721	07/09/2021
		0621-0399	AMAZON - PLASTIC BINS	47	07/12/2021	81.12	.00	81.12	721	07/09/2021
		0621-0399	GIFT CARDS FOR SAFET	48	07/12/2021	100.00	.00	100.00	721	07/09/2021
		0621-0399	GIFT CARDS FOR SAFET	49	07/12/2021	200.00	.00	200.00	721	07/09/2021
		0621-0399	GIFT CARDS FOR SAFET	50	07/12/2021	200.00	.00	200.00	721	07/09/2021
		0621-0399	GIFT CARDS FOR SAFET	51	07/12/2021	200.00	.00	200.00	721	07/09/2021
		0621-0399	GIFT CARDS FOR SAFET	52	07/12/2021	100.00	.00	100.00	721	07/09/2021
		0621-0399	GIFT CARDS FOR SAFET	53	07/12/2021	100.00	.00	100.00	721	07/09/2021
		0621-0399	GIFT CARDS FOR SAFET	54	07/12/2021	100.00	.00	100.00	721	07/09/2021
		0621-0399	RAY ALLEN - K-9 SUPPLI	55	07/12/2021	769.89	.00	769.89	721	07/09/2021
		0621-0399	AMAZON - MILWAUKEE 1	56	07/12/2021	69.99	.00	69.99	721	07/09/2021
		0621-0399	AMAZON - MILWAUKEE 1	57	07/12/2021	69.99	.00	69.99	721	07/09/2021
		0621-0399	AMAZON - MILWAUKEE 1	58	07/12/2021	69.99	.00	69.99	721	07/09/2021
		0621-0399	SAM'S MILWAUKEE 18V L	59	07/12/2021	144.97	.00	144.97	721	07/09/2021
		0621-0399	LUNCH - THE GRILLE	60	07/12/2021	59.27	.00	59.27	721	07/09/2021
		0621-0399	HOME DEPOT - PART 18V	61	07/12/2021	310.76	.00	310.76	721	07/09/2021
		0621-0399	AMAZON - SAFETY VEST	62	07/12/2021	37.09	.00	37.09	721	07/09/2021
		0621-0399	AMAZON - SAFETY VEST	63	07/12/2021	139.09	.00	139.09	721	07/09/2021
		0621-0399	AMAZON - PAINT RESPIR	64	07/12/2021	127.52	.00	127.52	721	07/09/2021
		0621-0399	AMAZON - SAFETY VEST	65	07/12/2021	139.10	.00	139.10	721	07/09/2021
		0621-0399	AMAZON - SAFETY VEST	66	07/12/2021	102.00	.00	102.00	721	07/09/2021
		0621-0399	HOME DEPOT - 60 & 30 G	67	07/12/2021	629.00	.00	629.00	721	07/09/2021
		0621-0399	HOME DEPOT - 60 & 30 G	68	07/12/2021	499.00	.00	499.00	721	07/09/2021
		0621-0399	SAM'S CLEANING SUPPL	69	07/12/2021	33.94	.00	33.94	721	07/09/2021
		0621-0399	VACUUM REPAIR PARTS	70	07/12/2021	26.16	.00	26.16	721	07/09/2021
		0621-0399	VACUUM REPAIR PARTS	71	07/12/2021	26.16	.00	26.16	721	07/09/2021
		0621-0399	KENT'S POP & DONUTS	72	07/12/2021	68.30	.00	68.30	721	07/09/2021
		0621-0399	AMAZON - ORECK VACU	73	07/12/2021	161.36	.00	161.36	721	07/09/2021
		0621-0399	HOME DEPOT - PARTS F	74	07/12/2021	87.22	.00	87.22	721	07/09/2021
		0621-0399	TACO TIME BURRITOS	75	07/12/2021	44.92	.00	44.92	721	07/09/2021
		0621-0399	KENT'S BREAKFAST	76	07/12/2021	6.55	.00	6.55	721	07/09/2021
		0621-0399	AMAZON - LAB MAT	77	07/12/2021	84.99	.00	84.99	721	07/09/2021
		0621-0399	AMAZON - OUTLET COVE	78	07/12/2021	132.29	.00	132.29	721	07/09/2021

Vendor Number	Name	Invoice Number	Description	Seq	Invoice Date	Invoice Amount	Discount Amount	Check Amount	Check Number	Check Issue Date
		0621-0399	18K BTU WINDOW A/C U	79	07/12/2021	728.00	.00	728.00	721	07/09/2021
		0621-0399	SAM'S CLUB - NOISE CA	80	07/12/2021	379.76	.00	379.76	721	07/09/2021
		0621-0399	FORM OIL - INTERMOUN	81	07/12/2021	176.49	.00	176.49	721	07/09/2021
		0621-0399	2 XL TYVECK SUITS	82	07/12/2021	157.00	.00	157.00	721	07/09/2021
		0621-0399	CHAIN GRINDER	83	07/12/2021	199.99	.00	199.99	721	07/09/2021
		0621-0399	AMAZON - PARTS FOR C	84	07/12/2021	2.99	.00	2.99	721	07/09/2021
		0621-0399	AMAZON - CELL PHONE	85	07/12/2021	21.99	.00	21.99	721	07/09/2021
		0621-0399	TRIPOD BENCH CHAINS	86	07/12/2021	73.90	.00	73.90	721	07/09/2021
		0621-0399	CHAINSAW PARTS	87	07/12/2021	46.00	.00	46.00	721	07/09/2021
		0621-0399	STUDIO R MEDIA - BANN	88	07/12/2021	88.00	.00	88.00	721	07/09/2021
		0621-0399	WALMART - DVD	89	07/12/2021	13.98	.00	13.98	721	07/09/2021
		0621-0399	AMAZON PRIME	90	07/12/2021	13.78	.00	13.78	721	07/09/2021
		0621-0399	USPS POSTAGE STAMPS	91	07/12/2021	110.00	.00	110.00	721	07/09/2021
		0621-0399	MEGAPLEX STORE - GIF	92	07/12/2021	36.25	.00	36.25	721	07/09/2021
		0621-0399	HOST GATOR - SSL CER	93	07/12/2021	21.17	.00	21.17	721	07/09/2021
		0621-0399	PAYPAL NIGHT OF MYST	94	07/12/2021	65.00	.00	65.00	721	07/09/2021
		0621-0399	DISNEY MOVIE CLUB - 3	95	07/12/2021	37.08	.00	37.08	721	07/09/2021
		0621-0399	PAYMENT FOR UTAH STA	96	07/12/2021	150.00	.00	150.00	721	07/09/2021
		0621-0399	LUNCH - HOSE TESTING	97	07/12/2021	62.60	.00	62.60	721	07/09/2021
		0621-0399	RAE MULTIRAE GASES,	98	07/12/2021	1,094.00	.00	1,094.00	721	07/09/2021
		0621-0399	CREDIT FOR CANCELLIN	99	07/12/2021	879.80-	.00	879.80-	721	07/09/2021
		0621-0399	BUZZBRU FOOD - STAND	100	07/12/2021	25.31	.00	25.31	721	07/09/2021
		0621-0399	HOBBY LOBBY - ART SUP	101	07/12/2021	273.08	.00	273.08	721	07/09/2021
		0621-0399	FACEBOOK AD - ARTS FE	102	07/12/2021	52.33	.00	52.33	721	07/09/2021
		0621-0399	XMISSION	103	07/12/2021	15.00	.00	15.00	721	07/09/2021
		0621-0399	SAM'S CLUB MEMBERSH	104	07/12/2021	24.06	.00	24.06	721	07/09/2021
		0621-0399	UMCA MEMBERSHIP DU	105	07/12/2021	150.00	.00	150.00	721	07/09/2021
		0621-0399	AMAZON - WIRELESS M	106	07/12/2021	15.80	.00	15.80	721	07/09/2021
		0621-0399	VERIZON INV. # 67176544	107	07/12/2021	42.51	.00	42.51	721	07/09/2021
		0621-0399	VERIZON INV. # 67176544	108	07/12/2021	1,586.31	.00	1,586.31	721	07/09/2021
		0621-0399	VERIZON INV. # 67176544	109	07/12/2021	763.06	.00	763.06	721	07/09/2021
		0621-0399	VERIZON INV. # 67176544	110	07/12/2021	47.51	.00	47.51	721	07/09/2021
		0621-0399	VERIZON INV. # 67176544	111	07/12/2021	132.53	.00	132.53	721	07/09/2021
		0621-0399	VERIZON INV. # 67176544	112	07/12/2021	42.51	.00	42.51	721	07/09/2021
		0621-0399	VERIZON INV. # 67176544	113	07/12/2021	42.51	.00	42.51	721	07/09/2021
		0621-0399	VERIZON INV. # 67176544	114	07/12/2021	42.51	.00	42.51	721	07/09/2021
		0621-0399	VERIZON INV. # 67176544	115	07/12/2021	90.02	.00	90.02	721	07/09/2021
		0621-0399	VERIZON INV. # 67176544	116	07/12/2021	42.51	.00	42.51	721	07/09/2021
		0621-0399	VERIZON INV. # 67176544	117	07/12/2021	210.05	.00	210.05	721	07/09/2021
		0621-0399	VERIZON INV. # 67176544	118	07/12/2021	45.27	.00	45.27	721	07/09/2021
		0621-0399	VERIZON INV. # 67176544	119	07/12/2021	82.52	.00	82.52	721	07/09/2021
		0621-0399	TREMONTON ACE - 36 B	120	07/12/2021	503.64	.00	503.64	721	07/09/2021
		0621-0399	DYNAQUEST TERRALOG	121	07/12/2021	85.00	.00	85.00	721	07/09/2021
		0621-0399	ADOBE ACROBAT PRO U	122	07/12/2021	190.85	.00	190.85	721	07/09/2021
		0621-0399	TERRALOGIC DYNAQUE	123	07/12/2021	80.16	.00	80.16	721	07/09/2021
		0621-0399	TERRALOGIC DYNAQUE	124	07/12/2021	80.16	.00	80.16	721	07/09/2021
		0621-0399	TERRALOGIC DYNAQUE	125	07/12/2021	160.32	.00	160.32	721	07/09/2021
		0621-0399	TERRALOGIC DYNAQUE	126	07/12/2021	120.24	.00	120.24	721	07/09/2021
		0621-0399	TERRALOGIC DYNAQUE	127	07/12/2021	40.08	.00	40.08	721	07/09/2021
		0621-0399	TERRALOGIC DYNAQUE	128	07/12/2021	320.64	.00	320.64	721	07/09/2021
		0621-0399	TERRALOGIC DYNAQUE	129	07/12/2021	40.08	.00	40.08	721	07/09/2021
		0621-0399	TERRALOGIC DYNAQUE	130	07/12/2021	80.16	.00	80.16	721	07/09/2021
		0621-0399	TERRALOGIC DYNAQUE	131	07/12/2021	40.08	.00	40.08	721	07/09/2021
		0621-0399	TERRALOGIC DYNAQUE	132	07/12/2021	20.04	.00	20.04	721	07/09/2021
		0621-0399	TERRALOGIC DYNAQUE	133	07/12/2021	20.04	.00	20.04	721	07/09/2021
		0621-0399	TERRALOGIC DYNAQUE	134	07/12/2021	80.16	.00	80.16	721	07/09/2021
		0621-0399	TERRALOGIC DYNAQUE	135	07/12/2021	80.16	.00	80.16	721	07/09/2021

Vendor Number	Name	Invoice Number	Description	Seq	Invoice Date	Invoice Amount	Discount Amount	Check Amount	Check Number	Check Issue Date
		0621-0399	TERRALOGIC DYNAQUE	136	07/12/2021	936.51	.00	936.51	721	07/09/2021
		0621-0399	TERRALOGIC DYNAQUE	137	07/12/2021	575.80	.00	575.80	721	07/09/2021
		0621-0399	TERRALOGIC DYNAQUE	138	07/12/2021	40.08	.00	40.08	721	07/09/2021
		0621-0399	TERRALOGIC DYNAQUE	139	07/12/2021	160.32	.00	160.32	721	07/09/2021
		0621-0399	TERRALOGIC DYNAQUE	140	07/12/2021	160.32	.00	160.32	721	07/09/2021
		0621-0399	TERRALOGIC DYNAQUE	141	07/12/2021	40.08	.00	40.08	721	07/09/2021
		0621-0399	TERRALOGIC DYNAQUE	142	07/12/2021	40.08	.00	40.08	721	07/09/2021
		0621-0399	TERRALOGIC DYNAQUE	143	07/12/2021	7.10	.00	7.10	721	07/09/2021
		0621-0399	TERRALOGIC DYNAQUE	144	07/12/2021	7.10	.00	7.10	721	07/09/2021
		0621-0399	TERRALOGIC DYNAQUE	145	07/12/2021	14.20	.00	14.20	721	07/09/2021
		0621-0399	TERRALOGIC DYNAQUE	146	07/12/2021	10.65	.00	10.65	721	07/09/2021
		0621-0399	TERRALOGIC DYNAQUE	147	07/12/2021	3.55	.00	3.55	721	07/09/2021
		0621-0399	TERRALOGIC DYNAQUE	148	07/12/2021	28.41	.00	28.41	721	07/09/2021
		0621-0399	TERRALOGIC DYNAQUE	149	07/12/2021	3.55	.00	3.55	721	07/09/2021
		0621-0399	TERRALOGIC DYNAQUE	150	07/12/2021	7.10	.00	7.10	721	07/09/2021
		0621-0399	TERRALOGIC DYNAQUE	151	07/12/2021	3.55	.00	3.55	721	07/09/2021
		0621-0399	TERRALOGIC DYNAQUE	152	07/12/2021	1.78	.00	1.78	721	07/09/2021
		0621-0399	TERRALOGIC DYNAQUE	153	07/12/2021	1.78	.00	1.78	721	07/09/2021
		0621-0399	TERRALOGIC DYNAQUE	154	07/12/2021	7.10	.00	7.10	721	07/09/2021
		0621-0399	TERRALOGIC DYNAQUE	155	07/12/2021	7.10	.00	7.10	721	07/09/2021
		0621-0399	TERRALOGIC DYNAQUE	156	07/12/2021	67.47	.00	67.47	721	07/09/2021
		0621-0399	TERRALOGIC DYNAQUE	157	07/12/2021	35.51	.00	35.51	721	07/09/2021
		0621-0399	TERRALOGIC DYNAQUE	158	07/12/2021	3.55	.00	3.55	721	07/09/2021
		0621-0399	TERRALOGIC DYNAQUE	159	07/12/2021	14.20	.00	14.20	721	07/09/2021
		0621-0399	TERRALOGIC DYNAQUE	160	07/12/2021	14.20	.00	14.20	721	07/09/2021
		0621-0399	TERRALOGIC DYNAQUE	161	07/12/2021	3.55	.00	3.55	721	07/09/2021
		0621-0399	TERRALOGIC DYNAQUE	162	07/12/2021	3.55	.00	3.55	721	07/09/2021
		0621-0399	TERRALOGIC DYNAQUE	163	07/12/2021	24.00	.00	24.00	721	07/09/2021
		0621-0399	TERRALOGIC DYNAQUE	164	07/12/2021	4.00	.00	4.00	721	07/09/2021
		0621-0399	TERRALOGIC DYNAQUE	165	07/12/2021	4.00	.00	4.00	721	07/09/2021
		0621-0399	TERRALOGIC DYNAQUE	166	07/12/2021	12.00	.00	12.00	721	07/09/2021
		0621-0399	TERRALOGIC DYNAQUE	167	07/12/2021	8.00	.00	8.00	721	07/09/2021
		0621-0399	TERRALOGIC DYNAQUE	168	07/12/2021	4.00	.00	4.00	721	07/09/2021
		0621-0399	TERRALOGIC DYNAQUE	169	07/12/2021	84.00	.00	84.00	721	07/09/2021
		0621-0399	TERRALOGIC DYNAQUE	170	07/12/2021	4.00	.00	4.00	721	07/09/2021
		0621-0399	TERRALOGIC DYNAQUE	171	07/12/2021	12.00	.00	12.00	721	07/09/2021
		0621-0399	TERRALOGIC DYNAQUE	172	07/12/2021	4.00	.00	4.00	721	07/09/2021
		0621-0399	TERRALOGIC DYNAQUE	173	07/12/2021	2.00	.00	2.00	721	07/09/2021
		0621-0399	TERRALOGIC DYNAQUE	174	07/12/2021	2.00	.00	2.00	721	07/09/2021
		0621-0399	TERRALOGIC DYNAQUE	175	07/12/2021	8.00	.00	8.00	721	07/09/2021
		0621-0399	TERRALOGIC DYNAQUE	176	07/12/2021	8.00	.00	8.00	721	07/09/2021
		0621-0399	TERRALOGIC DYNAQUE	177	07/12/2021	24.00	.00	24.00	721	07/09/2021
		0621-0399	TERRALOGIC DYNAQUE	178	07/12/2021	4.00	.00	4.00	721	07/09/2021
		0621-0399	TERRALOGIC DYNAQUE	179	07/12/2021	8.00	.00	8.00	721	07/09/2021
		0621-0399	TERRALOGIC DYNAQUE	180	07/12/2021	44.00	.00	44.00	721	07/09/2021
		0621-0399	TERRALOGIC DYNAQUE	181	07/12/2021	4.00	.00	4.00	721	07/09/2021
		0621-0399	TERRALOGIC DYNAQUE	182	07/12/2021	8.00	.00	8.00	721	07/09/2021
		0621-0399	PHONE SHOULDER RES	183	07/12/2021	8.73	.00	8.73	721	07/09/2021
		0621-0399	HOT LAMINATING POUC	185	07/12/2021	26.05	.00	26.05	721	07/09/2021
		0621-0399	HOT LAMINATING POUC	186	07/12/2021	26.06	.00	26.06	721	07/09/2021
		0621-0399	SHORETEL - G. HORSPO	187	07/12/2021	25.95	.00	25.95	721	07/09/2021
		0621-0399	SHORETEL - G. HORSPO	188	07/12/2021	67.00	.00	67.00	721	07/09/2021
		0621-0399	AUTHORIZE.NET	189	07/12/2021	25.00	.00	25.00	721	07/09/2021
		0621-0399	DYMO LABELS	190	07/12/2021	7.27	.00	7.27	721	07/09/2021
		0621-0399	DYMO LABELS	191	07/12/2021	7.27	.00	7.27	721	07/09/2021

Vendor Number	Name	Invoice Number	Description	Seq	Invoice Date	Invoice Amount	Discount Amount	Check Amount	Check Number	Check Issue Date
Total 10108:						31,652.27	.00	31,652.27		
10200	HORSPOOL, GREGORY L	1980	A/C POWER WASHER & P	1	06/29/2021	69.39	.00	69.39	135886	07/02/2021
Total 10200:						69.39	.00	69.39		
10290	SIGMA-ALDRICH RTC	553989228	PT SAMPLES	1	07/02/2021	355.70	.00	355.70	136094	07/20/2021
Total 10290:						355.70	.00	355.70		
10397	CURTIS ROBERTS CPA	21-23	CONSULATION, JOURNA	1	07/02/2021	806.26	.00	806.26	135910	07/07/2021
		21-23	CONSULATION, JOURNA	2	07/02/2021	6.17	.00	6.17	135910	07/07/2021
		21-23	CONSULATION, JOURNA	3	07/02/2021	15.04	.00	15.04	135910	07/07/2021
		21-23	CONSULATION, JOURNA	4	07/02/2021	128.23	.00	128.23	135910	07/07/2021
		21-23	CONSULATION, JOURNA	5	07/02/2021	724.72	.00	724.72	135910	07/07/2021
		21-23	CONSULATION, JOURNA	6	07/02/2021	321.22	.00	321.22	135910	07/07/2021
		21-23	CONSULATION, JOURNA	7	07/02/2021	36.61	.00	36.61	135910	07/07/2021
		21-23	CONSULATION, JOURNA	8	07/02/2021	57.91	.00	57.91	135910	07/07/2021
Total 10397:						2,096.16	.00	2,096.16		
10496	BRODART CO	582766	BOOK EXPRESS GRANT:	1	07/06/2021	19.38	.00	19.38	136120	07/28/2021
		583548	SHELF CLIPS	1	07/15/2021	117.44	.00	117.44	136120	07/28/2021
Total 10496:						136.82	.00	136.82		
10574	SQUARE ONE PRINTING	392609	HAY DAYS FLYERS	1	07/07/2021	342.14	.00	342.14	136095	07/20/2021
Total 10574:						342.14	.00	342.14		
10730	AMERICAN INS & INVEST	9909	ACCIDENT & HEALTH RE	1	04/27/2021	1,060.00	.00	1,060.00	135892	07/07/2021
Total 10730:						1,060.00	.00	1,060.00		
10735	LEXIPOL LLC	INVLEX2521	ANNUAL FEES	1	06/01/2021	5,998.00	.00	5,998.00	136081	07/20/2021
Total 10735:						5,998.00	.00	5,998.00		
10740	LEGRAND JOHNSON	903691	7.5 CY CONCRETE	1	06/22/2021	1,195.00	.00	1,195.00	135938	07/07/2021
		906087	7 CY CONCRETE	1	06/28/2021	1,117.00	.00	1,117.00	135938	07/07/2021
		906890	4.5 CY CONCRETE	1	06/29/2021	727.00	.00	727.00	135938	07/07/2021
		911528	6.75 CY CONCRETE	1	07/12/2021	1,078.00	.00	1,078.00	136080	07/20/2021
Total 10740:						4,117.00	.00	4,117.00		
10747	STANDARD PLUMBING S	MVFZ02	COPPER PIPING	1	06/16/2021	103.70	.00	103.70	135958	07/07/2021
		MVGR05	RETURN AUTO T&P VALV	1	06/16/2021	17.99-	.00	17.99-	135958	07/07/2021
		MVRC92	PARTS FOR TRAILHEAD	1	06/21/2021	44.31	.00	44.31	135958	07/07/2021
		MVRH53	POLY PIPE (DRIPLINE), B	1	06/21/2021	110.54	.00	110.54	135958	07/07/2021
		MVX931	UTILITY KNIFE, BRASS NI	1	06/22/2021	35.21	.00	35.21	135958	07/07/2021
		MVZQ50	5 BARB TEES	1	06/23/2021	6.10	.00	6.10	135958	07/07/2021
		MWM305	BRASS TEES FOR TRAIL	1	06/28/2021	194.90	.00	194.90	135958	07/07/2021
		MWMC92	3/4 BARBS	1	06/28/2021	6.90	.00	6.90	135958	07/07/2021
		MWMH99	BRASS FITTINGS	1	06/28/2021	40.74	.00	40.74	135958	07/07/2021
		MWYW00	TRAILER LIGHTS	1	07/02/2021	75.95	.00	75.95	136096	07/20/2021
		MXK172	COUPLER, APADTER	1	07/07/2021	.97	.00	.97	136096	07/20/2021

Vendor Number	Name	Invoice Number	Description	Seq	Invoice Date	Invoice Amount	Discount Amount	Check Amount	Check Number	Check Issue Date
		MXK191	COUPLINGS, BARBS	1	07/07/2021	13.58	.00	13.58	136096	07/20/2021
		MXMD11	NODE CLOCKS	1	07/08/2021	326.49	.00	326.49	136096	07/20/2021
		MXMD53	ELBOWS	1	07/08/2021	64.00	.00	64.00	136096	07/20/2021
		MXMG23	TIMERS, BRASS TEES, S	1	07/08/2021	447.42	.00	447.42	136096	07/20/2021
		MXZP90	PARTS FOR CANDY CAN	1	07/14/2021	42.32	.00	42.32	136096	07/20/2021
Total 10747:						1,495.14	.00	1,495.14		
10898	DEMCO, INC.	6977562	SLATWALL BOOK DISPLA	1	07/15/2021	684.26	.00	684.26	136126	07/28/2021
Total 10898:						684.26	.00	684.26		
10973	PROTELESIS	XTLQ42746	ANNUAL CONNECT SUP	1	07/16/2021	76.00	.00	76.00	136145	07/28/2021
		XTLQ42746	ANNUAL CONNECT SUP	2	07/16/2021	152.00	.00	152.00	136145	07/28/2021
		XTLQ42746	ANNUAL CONNECT SUP	3	07/16/2021	76.00	.00	76.00	136145	07/28/2021
		XTLQ42746	ANNUAL CONNECT SUP	4	07/16/2021	228.00	.00	228.00	136145	07/28/2021
		XTLQ42746	ANNUAL CONNECT SUP	5	07/16/2021	152.00	.00	152.00	136145	07/28/2021
		XTLQ42746	ANNUAL CONNECT SUP	6	07/16/2021	760.01	.00	760.01	136145	07/28/2021
		XTLQ42746	ANNUAL CONNECT SUP	7	07/16/2021	76.00	.00	76.00	136145	07/28/2021
		XTLQ42746	ANNUAL CONNECT SUP	8	07/16/2021	76.00	.00	76.00	136145	07/28/2021
		XTLQ42746	ANNUAL CONNECT SUP	9	07/16/2021	304.00	.00	304.00	136145	07/28/2021
		XTLQ42746	ANNUAL CONNECT SUP	10	07/16/2021	152.00	.00	152.00	136145	07/28/2021
		XTLQ42746	ANNUAL CONNECT SUP	11	07/16/2021	152.00	.00	152.00	136145	07/28/2021
		XTLQ42746	ANNUAL CONNECT SUP	12	07/16/2021	228.00	.00	228.00	136145	07/28/2021
		XTLQ42746	ANNUAL CONNECT SUP	13	07/16/2021	76.00	.00	76.00	136145	07/28/2021
		XTLQ42746	ANNUAL CONNECT SUP	14	07/16/2021	152.00	.00	152.00	136145	07/28/2021
		XTLQ42746	ANNUAL CONNECT SUP	15	07/16/2021	76.00	.00	76.00	136145	07/28/2021
		XTLQ42746	ANNUAL CONNECT SUP	16	07/16/2021	76.00	.00	76.00	136145	07/28/2021
Total 10973:						2,812.01	.00	2,812.01		
11027	VERACITY NETWORKS L	4927226	NON-DEPARTMENT	1	06/25/2021	22.04	.00	22.04	135974	07/07/2021
		4927226	BUILDING INSPECTOR	2	06/25/2021	19.46	.00	19.46	135974	07/07/2021
		4927226	COURT	3	06/25/2021	41.23	.00	41.23	135974	07/07/2021
		4927226	FOOD PANTRY	4	06/25/2021	39.35	.00	39.35	135974	07/07/2021
		4927226	CITY MANAGER	5	06/25/2021	30.64	.00	30.64	135974	07/07/2021
		4927226	TREASURER	6	06/25/2021	62.59	.00	62.59	135974	07/07/2021
		4927226	RECORDER	7	06/25/2021	40.80	.00	40.80	135974	07/07/2021
		4927226	POLICE	8	06/25/2021	200.80	.00	200.80	135974	07/07/2021
		4927226	RECREATION	9	06/25/2021	61.96	.00	61.96	135974	07/07/2021
		4927226	PARKS	10	06/25/2021	38.92	.00	38.92	135974	07/07/2021
		4927226	SENIOR CENTER	11	06/25/2021	80.66	.00	80.66	135974	07/07/2021
		4927226	STREETS	12	06/25/2021	19.80	.00	19.80	135974	07/07/2021
		4927226	WATER DEPARTMENT	13	06/25/2021	39.26	.00	39.26	135974	07/07/2021
		4927226	W.W.T.P.	14	06/25/2021	19.81	.00	19.81	135974	07/07/2021
		4927226	SEWER	15	06/25/2021	19.81	.00	19.81	135974	07/07/2021
		4927226	FIRE	16	06/25/2021	19.63	.00	19.63	135974	07/07/2021
		4927896	LIBRARY	1	06/25/2021	31.72	.00	31.72	135975	07/07/2021
Total 11027:						788.48	.00	788.48		
11104	K & N AUTOMOTIVE INC	10805	WORK ON HAZMAT 31	1	06/29/2021	765.69	.00	765.69	135935	07/07/2021
		AMC2	SECOND INSTALLMENT	1	07/01/2021	1,500.00	.00	1,500.00	136073	07/20/2021
Total 11104:						2,265.69	.00	2,265.69		
11170	PETTERSON RANCH LLC	2768	SIGN AGREEMENT ON I-8	1	07/06/2021	1,000.00	.00	1,000.00	135949	07/07/2021

Vendor Number	Name	Invoice Number	Description	Seq	Invoice Date	Invoice Amount	Discount Amount	Check Amount	Check Number	Check Issue Date
Total 11170:						1,000.00	.00	1,000.00		
11178	IRON GATE CATERING	E24538	RETIREMENT DINNER F	1	07/19/2021	2,010.00	.00	2,010.00	136069	07/20/2021
Total 11178:						2,010.00	.00	2,010.00		
11231	LOGAN EXTERMINATION	5052	GENERAL INSECT SPRA	1	07/06/2021	155.00	.00	155.00	135940	07/07/2021
Total 11231:						155.00	.00	155.00		
11249	GAYLORD, LUTHER	2862	INTERPRETER FEES #20	1	07/26/2021	39.80	.00	39.80	136129	07/28/2021
		2862	INTERPRETER FEES #20	2	07/26/2021	99.50	.00	99.50	136129	07/28/2021
Total 11249:						139.30	.00	139.30		
11309	NESSEN, LINSEY	072121	BRAG QUARTERLY MEET	1	07/21/2021	23.41	.00	23.41	136141	07/28/2021
Total 11309:						23.41	.00	23.41		
11317	CALL'S COUNTRY NURS	5912	MAIN STREET PLANTS	1	06/14/2021	703.33	.00	703.33	135902	07/07/2021
Total 11317:						703.33	.00	703.33		
11334	NELSON, CYNTHIA	062221	BRAG PRESENTATION 6/	1	06/22/2021	28.67	.00	28.67	135947	07/07/2021
Total 11334:						28.67	.00	28.67		
11423	NATIONAL BENEFIT SER	3766	FLEX SPENDING DEDUC	1	06/28/2021	901.90	.00	901.90	135946	07/07/2021
		3779	FLEX SPENDING DEDUC	1	07/13/2021	1,234.61	.00	1,234.61	136088	07/20/2021
		3804	FLEX SPENDING DEDUC	1	07/26/2021	1,234.61	.00	1,234.61	136140	07/28/2021
Total 11423:						3,371.12	.00	3,371.12		
11432	SIGN PRO	66939	2 - 20.35" X 17.15" BADGE	1	07/09/2021	100.00	.00	100.00	136149	07/28/2021
Total 11432:						100.00	.00	100.00		
11626	NEW HOPE CRISIS CENT	3782	ANNUAL CONTRIBUTION	1	07/16/2021	2,000.00	.00	2,000.00	136089	07/20/2021
Total 11626:						2,000.00	.00	2,000.00		
11664	WESTECH	81176-2	30% OF STM PARTS - PRI	1	07/16/2021	137,714.40	.00	137,714.40	136111	07/20/2021
Total 11664:						137,714.40	.00	137,714.40		
12103	WATCHGUARD VIDEO	4ELXINV000	IN CAR CAMERA & CONS	1	06/21/2021	4,880.00	.00	4,880.00	135977	07/07/2021
Total 12103:						4,880.00	.00	4,880.00		
12119	VEHICLE LIGHTING SOL	9493	INSTALLATION CHARGE	1	06/25/2021	133.22	.00	133.22	135973	07/07/2021
Total 12119:						133.22	.00	133.22		
12187	ZIONS BANK	0731-09734	ATTN: CARL MATHIS UT	1	07/01/2021	32,313.18	.00	32,313.18	135982	07/07/2021

Vendor Number	Name	Invoice Number	Description	Seq	Invoice Date	Invoice Amount	Discount Amount	Check Amount	Check Number	Check Issue Date
Total 12187:						32,313.18	.00	32,313.18		
12247	LEGAL SHIELD	3775	MONTHLY CONTRIBUTIO	1	07/08/2021	51.85	.00	51.85	136079	07/20/2021
Total 12247:						51.85	.00	51.85		
12295	DE LAGE LANDEN	72891896	COPIER PAYMENT 1/15/2	1	06/20/2021	185.77	.00	185.77	135912	07/07/2021
Total 12295:						185.77	.00	185.77		
12423	LES OLSON COMPANY	EA1037682	FIRE	1	06/28/2021	21.99	.00	21.99	135939	07/07/2021
		EA1037682	SENIOR CENTER	2	06/28/2021	71.16	.00	71.16	135939	07/07/2021
		EA1037682	LIBRARY	3	06/28/2021	93.25	.00	93.25	135939	07/07/2021
		EA1037682	POLICE	4	06/28/2021	49.74	.00	49.74	135939	07/07/2021
		EA1037682	PARKS & RECREATION	5	06/28/2021	22.79	.00	22.79	135939	07/07/2021
		EA1037682	PARKS & RECREATION	6	06/28/2021	22.79	.00	22.79	135939	07/07/2021
		EA1037682	CIVIC CENTER	7	06/28/2021	127.50	.00	127.50	135939	07/07/2021
		EA1037682	CIVIC CENTER	8	06/28/2021	127.51	.00	127.51	135939	07/07/2021
		EA1037682	PERSONAL	9	06/28/2021	2.40	.00	2.40	135939	07/07/2021
Total 12423:						539.13	.00	539.13		
12497	HEALTH EQUITY	3800	ADMIN FEES - JULY 2021	1	07/22/2021	17.70	.00	17.70	136132	07/28/2021
Total 12497:						17.70	.00	17.70		
12561	SYNCB/AMAZON	0521-1753	2 ANF Books	1	06/10/2021	36.06	.00	36.06	135842	06/21/2021
		0521-1753	2 JF replacement books	2	06/10/2021	29.98	.00	29.98	135842	06/21/2021
		0521-1753	1 AF Book	3	06/10/2021	9.99	.00	9.99	135842	06/21/2021
		0521-1753	1 AF Book	4	06/10/2021	23.98	.00	23.98	135842	06/21/2021
		0521-1753	1 AF book	5	06/10/2021	11.99	.00	11.99	135842	06/21/2021
		0521-1753	1 AF Book	6	06/10/2021	16.99	.00	16.99	135842	06/21/2021
		0521-1753	1 ANF, 1 AF Books	7	06/10/2021	36.23	.00	36.23	135842	06/21/2021
		0521-1753	1 AF Book	8	06/10/2021	27.00	.00	27.00	135842	06/21/2021
		0621-1753	FLASH DRIVES ADULT S	1	07/10/2021	27.99	.00	27.99	136151	07/28/2021
		0621-1753	1 E-BOOK KINDLE	2	07/10/2021	9.99	.00	9.99	136151	07/28/2021
		0621-1753	1 E-BOOK KINDLE	3	07/10/2021	9.99	.00	9.99	136151	07/28/2021
		0621-1753	6 E-BOOK KINDLE	4	07/10/2021	53.94	.00	53.94	136151	07/28/2021
		0621-1753	6 E-BOOK KINDLE	5	07/10/2021	53.95	.00	53.95	136151	07/28/2021
		0621-1753	1 E-BOOK KINDLE	6	07/10/2021	9.99	.00	9.99	136151	07/28/2021
Total 12561:						358.07	.00	358.07		
12645	PERSONNEL EVALUATIO	40836	4 PEP TESTING 6/30/21 A	1	06/30/2021	80.00	.00	80.00	136144	07/28/2021
Total 12645:						80.00	.00	80.00		
12654	DURAEDGE UTAH, INC	INV3732	120 TONS PROSLIDE CO	1	06/25/2021	2,208.00	.00	2,208.00	135914	07/07/2021
Total 12654:						2,208.00	.00	2,208.00		
12674	BLOMQUIST HALE CONS	JUL21251	EMPLOYEE ASSISTANCE	1	07/01/2021	27.00	.00	27.00	136040	07/20/2021
		JUL21251	EMPLOYEE ASSISTANCE	2	07/01/2021	9.00	.00	9.00	136040	07/20/2021
		JUL21251	EMPLOYEE ASSISTANCE	3	07/01/2021	4.50	.00	4.50	136040	07/20/2021
		JUL21251	EMPLOYEE ASSISTANCE	4	07/01/2021	13.50	.00	13.50	136040	07/20/2021
		JUL21251	EMPLOYEE ASSISTANCE	5	07/01/2021	4.50	.00	4.50	136040	07/20/2021

Vendor Number	Name	Invoice Number	Description	Seq	Invoice Date	Invoice Amount	Discount Amount	Check Amount	Check Number	Check Issue Date
		JUL21251	EMPLOYEE ASSISTANCE	6	07/01/2021	94.50	.00	94.50	136040	07/20/2021
		JUL21251	EMPLOYEE ASSISTANCE	7	07/01/2021	4.50	.00	4.50	136040	07/20/2021
		JUL21251	EMPLOYEE ASSISTANCE	8	07/01/2021	22.50	.00	22.50	136040	07/20/2021
		JUL21251	EMPLOYEE ASSISTANCE	9	07/01/2021	4.50	.00	4.50	136040	07/20/2021
		JUL21251	EMPLOYEE ASSISTANCE	10	07/01/2021	27.00	.00	27.00	136040	07/20/2021
		JUL21251	EMPLOYEE ASSISTANCE	11	07/01/2021	9.00	.00	9.00	136040	07/20/2021
		JUL21251	EMPLOYEE ASSISTANCE	12	07/01/2021	9.00	.00	9.00	136040	07/20/2021
		JUL21251	EMPLOYEE ASSISTANCE	13	07/01/2021	81.00	.00	81.00	136040	07/20/2021
		JUL21251	EMPLOYEE ASSISTANCE	14	07/01/2021	4.50	.00	4.50	136040	07/20/2021
		JUL21251	EMPLOYEE ASSISTANCE	15	07/01/2021	9.00	.00	9.00	136040	07/20/2021
		JUL21251	EMPLOYEE ASSISTANCE	16	07/01/2021	148.50	.00	148.50	136040	07/20/2021
		JUL21251	EMPLOYEE ASSISTANCE	17	07/01/2021	22.50	.00	22.50	136040	07/20/2021
		JUL21251	EMPLOYEE ASSISTANCE	18	07/01/2021	9.00	.00	9.00	136040	07/20/2021
		JUL21251	EMPLOYEE ASSISTANCE	19	07/01/2021	4.50	.00	4.50	136040	07/20/2021
Total 12674:						508.50	.00	508.50		
12775	SPECTRA DESIGN & SOU	TC06042021	MOVIE IN THE PARK - LE	1	06/04/2021	450.00	.00	450.00	135957	07/07/2021
Total 12775:						450.00	.00	450.00		
12787	KIXX FITNESS, LLC.	3774	GYM MEMBERSHIP - JUL	1	07/08/2021	286.20	.00	286.20	136075	07/20/2021
Total 12787:						286.20	.00	286.20		
12832	HERITAGE MOTOR COMP	6054141	OIL CHANGE	1	06/03/2021	86.73	.00	86.73	135927	07/07/2021
		6054758	X-11 MAINTENANCE	1	07/14/2021	434.65	.00	434.65	136133	07/28/2021
		6054774	OIL CHANGE TRAVERSE	1	07/15/2021	55.99	.00	55.99	136133	07/28/2021
Total 12832:						577.37	.00	577.37		
12882	HY-KO SUPPLY	787699	CLEANING SUPPLIES	1	06/14/2021	121.00	.00	121.00	135930	07/07/2021
		788237	FEBREEZE	1	06/18/2021	44.16	.00	44.16	135930	07/07/2021
Total 12882:						165.16	.00	165.16		
12918	TANNER, JESSICA	48	MINUTES FOR MEETING	1	06/30/2021	366.67	.00	366.67	135961	07/07/2021
		48	MINUTES FOR MEETING	2	06/30/2021	366.67	.00	366.67	135961	07/07/2021
		48	MINUTES FOR MEETING	3	06/30/2021	366.66	.00	366.66	135961	07/07/2021
Total 12918:						1,100.00	.00	1,100.00		
12919	TRACKING PRODUCTS, I	48118	TRACKING FOR C. HOLM	1	07/08/2021	120.00	.00	120.00	136102	07/20/2021
Total 12919:						120.00	.00	120.00		
12977	SELECTHEALTH	3805	G1025862, 1001 MEDICAL	1	07/27/2021	51,490.50	.00	51,490.50	136148	07/28/2021
		3805	HSA ADMIN FEES - AUGU	2	07/27/2021	36.00	.00	36.00	136148	07/28/2021
Total 12977:						51,526.50	.00	51,526.50		
12982	ECONOMIC DEVELOPME	10435	MEMBERSHIP FEES IN E	1	07/01/2021	2,672.00	.00	2,672.00	135916	07/07/2021
Total 12982:						2,672.00	.00	2,672.00		
13118	LIFE-ASSIST, INC.	1115182	MEDICAL SUPPLIES	1	07/12/2021	1,322.36	.00	1,322.36	136082	07/20/2021
		1116987	MEDICAL BILLABLE SUP	1	07/16/2021	2,045.00	.00	2,045.00	136138	07/28/2021

Vendor Number	Name	Invoice Number	Description	Seq	Invoice Date	Invoice Amount	Discount Amount	Check Amount	Check Number	Check Issue Date
		1117179	EKG PAPER, COFT PLUS	1	07/19/2021	680.63	.00	680.63	136138	07/28/2021
Total 13118:						4,047.99	.00	4,047.99		
13279	STUDIO R MEDIA	2816	ART TOUR PAMPHLETS	1	06/15/2021	172.50	.00	172.50	135959	07/07/2021
		2829	ROAD SIGNS FOR ARTS	1	06/26/2021	66.00	.00	66.00	135959	07/07/2021
		2854	CITY DAYS BANNER	1	06/28/2021	250.00	.00	250.00	135959	07/07/2021
		2862	ARTS FESTIVAL SUPPLIE	1	06/29/2021	207.00	.00	207.00	135959	07/07/2021
		2864	YOUTH BASEBALL AWAR	1	06/29/2021	1,958.12	.00	1,958.12	135959	07/07/2021
Total 13279:						2,653.62	.00	2,653.62		
13294	CACHE COUNTY SHERIF	2926	SERVING FEE - TIAUNA R	1	06/11/2021	10.00	.00	10.00	135900	07/07/2021
Total 13294:						10.00	.00	10.00		
13302	HONEY BUCKET	0552171200	TOILET FOR COMPOST -	1	06/22/2021	109.00	.00	109.00	135928	07/07/2021
		0552178161	TOILET FOR ARTS FESTI	1	06/25/2021	195.00	.00	195.00	135928	07/07/2021
		0552222930	TOILET FOR COMPOST -	1	07/20/2021	109.00	.00	109.00	136134	07/28/2021
Total 13302:						413.00	.00	413.00		
13338	UTAH DEPARTMENT OF	2154100236	ANNUAL BILLBOARD PE	1	04/20/2021	270.00	.00	270.00	135967	07/07/2021
Total 13338:						270.00	.00	270.00		
13462	TANGLEWOOD STUDIOS,	197	SUMMER CAMP INSTRU	1	07/24/2021	1,170.00	.00	1,170.00	136152	07/28/2021
Total 13462:						1,170.00	.00	1,170.00		
13624	FIDELITY SECURITY LIFE	3764	VISION - JULY 2021	1	06/28/2021	407.41	.00	407.41	135918	07/07/2021
		3802	VISION - AUGUST 2021	1	07/26/2021	459.49	.00	459.49	136128	07/28/2021
Total 13624:						866.90	.00	866.90		
13711	TRANSUNION RISK AND	0621-09247	ACCT# 3878331 TLOXP C	1	07/01/2021	150.00	.00	150.00	135964	07/07/2021
Total 13711:						150.00	.00	150.00		
13796	HORROCKS ENGINEERS	62084	CREATION OF IMPACT F	1	06/17/2021	522.00	.00	522.00	135929	07/07/2021
		62507	IMPACT FEE FACILITIES	1	07/12/2021	1,341.00	.00	1,341.00	136065	07/20/2021
Total 13796:						1,863.00	.00	1,863.00		
13803	BELL, TYLER	071521	CRIME SCENE ACADEMY	1	07/15/2021	269.00	.00	269.00	136117	07/22/2021
Total 13803:						269.00	.00	269.00		
13884	MORTENSEN, CHRIS	071521	CRIME SCENE ACADEMY	1	07/15/2021	269.00	.00	269.00	136118	07/22/2021
Total 13884:						269.00	.00	269.00		
14027	LIFEMED SAFETY, INC.	21-0609	RECHARGEABLE BATTE	1	07/09/2021	163.17	.00	163.17	136084	07/20/2021
		21-0613	ANNUAL SERVICE ZOLL	1	07/10/2021	1,380.00	.00	1,380.00	136083	07/20/2021
Total 14027:						1,543.17	.00	1,543.17		

Vendor Number	Name	Invoice Number	Description	Seq	Invoice Date	Invoice Amount	Discount Amount	Check Amount	Check Number	Check Issue Date
14103	JACK'S TIRE & OIL	A29303-11	TIRE REPLACEMENT - E	1	07/15/2021	630.50	.00	630.50	136070	07/20/2021
Total 14103:						630.50	.00	630.50		
14179	DOUBLE J LAWN CARE	3391	PARKS	1	06/30/2021	7,737.51	.00	7,737.51	135913	07/07/2021
		3391	CEMETERY	2	06/30/2021	1,902.88	.00	1,902.88	135913	07/07/2021
		3391	POLICE	3	06/30/2021	22.61	.00	22.61	135913	07/07/2021
		3391	CIVIC CENTER	4	06/30/2021	355.38	.00	355.38	135913	07/07/2021
		3391	SENIOR CENTER	5	06/30/2021	16.15	.00	16.15	135913	07/07/2021
		3391	STORM DRAIN	6	06/30/2021	1,124.28	.00	1,124.28	135913	07/07/2021
Total 14179:						11,158.81	.00	11,158.81		
14436	ROCK, JONATHAN C, MD	3772	PRE-EMPLOYMENT PHY	1	07/02/2021	161.00	.00	161.00	135951	07/07/2021
		7073202	PRE-EMPLOYMENT PHY	1	07/19/2021	36.00	.00	36.00	136146	07/28/2021
Total 14436:						197.00	.00	197.00		
14477	XAVUS SOLUTIONS	17479	COMPUTER SOFTWARE	1	07/03/2021	483.00	.00	483.00	136114	07/20/2021
		17479	COMPUTER SOFTWARE	2	07/03/2021	483.00	.00	483.00	136114	07/20/2021
		17479	COMPUTER SOFTWARE	3	07/03/2021	484.00	.00	484.00	136114	07/20/2021
Total 14477:						1,450.00	.00	1,450.00		
14525	JASON FUN MAGIC	2102	JULY 23RD PERFORMAN	1	04/28/2021	455.00	.00	455.00	135933	07/07/2021
Total 14525:						455.00	.00	455.00		
14581	HANDY BOYD CLEANING	639907	CITY OFFICE WINDOWS	1	06/28/2021	150.00	.00	150.00	135926	07/07/2021
		639907	LIBRARY WINDOWS	2	06/28/2021	150.00	.00	150.00	135926	07/07/2021
		639907	POLICE WINDOWS	3	06/28/2021	120.00	.00	120.00	135926	07/07/2021
Total 14581:						420.00	.00	420.00		
14613	CAREERCERT	2508860	EMS TRAINING & DOCUM	1	04/02/2021	3,345.00	.00	3,345.00	135904	07/07/2021
Total 14613:						3,345.00	.00	3,345.00		
14652	STOPSTICK, LTD.	0021447-IN	TWO - 9' STOP STICK KIT	1	07/08/2021	967.00	.00	967.00	136098	07/20/2021
Total 14652:						967.00	.00	967.00		
14658	LANDMARK DESIGN	15	LAND USE PLAN	1	07/07/2021	1,802.00	.00	1,802.00	136077	07/20/2021
Total 14658:						1,802.00	.00	1,802.00		
14667	BROUGH RANCH BEEF L	289	289 POUNDS GROUND B	1	06/18/2021	150.00	.00	150.00	135899	07/07/2021
		289	289 POUNDS GROUND B	2	06/18/2021	350.00	.00	350.00	135899	07/07/2021
		294	100 POUNDS GROUND B	1	07/06/2021	150.00	.00	150.00	136121	07/28/2021
		294	100 POUNDS GROUND B	2	07/06/2021	350.00	.00	350.00	136121	07/28/2021
Total 14667:						1,000.00	.00	1,000.00		
14669	SECURLYFT	234	MONTHLY SUBSCRIPTIO	1	07/02/2021	1,238.00	.00	1,238.00	135954	07/07/2021
Total 14669:						1,238.00	.00	1,238.00		

Vendor Number	Name	Invoice Number	Description	Seq	Invoice Date	Invoice Amount	Discount Amount	Check Amount	Check Number	Check Issue Date
14701	JCG TECHNOLOGIES, IN	8062	SUPPORT SERVICE PAC	1	07/01/2021	450.00	.00	450.00	135934	07/07/2021
		8062	SUPPORT SERVICE PAC	2	07/01/2021	525.00	.00	525.00	135934	07/07/2021
Total 14701:						975.00	.00	975.00		
14721	QUADIENT	58562314	ANNUAL MAINTENANCE	1	07/02/2021	266.50	.00	266.50	136090	07/20/2021
		58562314	ANNUAL MAINTENANCE	2	07/02/2021	327.76	.00	327.76	136090	07/20/2021
		58562314	ANNUAL MAINTENANCE	3	07/02/2021	39.17	.00	39.17	136090	07/20/2021
		58562314	ANNUAL MAINTENANCE	4	07/02/2021	43.73	.00	43.73	136090	07/20/2021
		58562314	ANNUAL MAINTENANCE	5	07/02/2021	54.84	.00	54.84	136090	07/20/2021
Total 14721:						732.00	.00	732.00		
14765	ANDERSON AUTOMATIC	2153	FRONT DOOR REPAIR	1	06/22/2021	3,100.00	.00	3,100.00	135893	07/07/2021
Total 14765:						3,100.00	.00	3,100.00		
14802	SMITH, MIRANDA	2858	RESTITUTION #20100010	1	06/25/2021	200.00	.00	200.00	135887	07/02/2021
Total 14802:						200.00	.00	200.00		
14844	AED EVERYWHERE, INC.	20393	BATTERY PACK & PADS	1	07/02/2021	218.00	.00	218.00	135891	07/07/2021
Total 14844:						218.00	.00	218.00		
14845	MEYER, JOHN	070321	TRAVEL TO & FROM COM	1	07/03/2021	10.08	.00	10.08	135943	07/07/2021
Total 14845:						10.08	.00	10.08		
14855	ZARATE, GENARO	070321	TRAVEL TO & FROM COM	1	07/03/2021	60.48	.00	60.48	135980	07/07/2021
		071721	TRAVEL TO & FROM COM	1	07/17/2021	70.56	.00	70.56	136115	07/20/2021
Total 14855:						131.04	.00	131.04		
14881	AMAZON CAPITAL SERVI	1YWF-GPH6	SUMMER READING - STA	1	06/01/2021	586.61	.00	586.61	135885	07/02/2021
		1YWF-GPH6	BOOKS	2	06/01/2021	600.00	.00	600.00	135885	07/02/2021
		1YWF-GPH6	SUMMER READING	3	06/01/2021	93.13	.00	93.13	135885	07/02/2021
		1YWF-GPH6	DVDS & AUDIOBOOKS O	4	06/01/2021	362.43	.00	362.43	135885	07/02/2021
		1YWF-GPH6	CHILDREN'S SUMMER R	5	06/01/2021	592.63	.00	592.63	135885	07/02/2021
		1YWF-GPH6	CARES ACT COMPUTER	6	06/01/2021	319.90	.00	319.90	135885	07/02/2021
		1YWF-GPH6	SHIPPING & HANDLING	7	06/01/2021	15.96	.00	15.96	135885	07/02/2021
		1YWF-GPH6	REFUND	8	06/01/2021	10.57-	.00	10.57-	135885	07/02/2021
Total 14881:						2,560.09	.00	2,560.09		
14882	BLUE TO GOLD	SRO-08-30-I	SRO TRAINING	1	06/14/2021	299.00	.00	299.00	135897	07/07/2021
Total 14882:						299.00	.00	299.00		
14883	CROOKSTON, JOSEPH P	2857	REFUND AFTER BAIL AP	1	06/25/2021	75.00	.00	75.00	135908	07/07/2021
Total 14883:						75.00	.00	75.00		
14884	GONZALES, MARY	15971	REFUND ON JESSE GON	1	07/01/2021	28.92	.00	28.92	135923	07/07/2021
Total 14884:						28.92	.00	28.92		

Vendor Number	Name	Invoice Number	Description	Seq	Invoice Date	Invoice Amount	Discount Amount	Check Amount	Check Number	Check Issue Date
14885	MIDWEST TAPE	500377312	HOOPLA DIGITAL SERVIC	1	04/30/2021	1,000.00	.00	1,000.00	135944	07/07/2021
Total 14885:						1,000.00	.00	1,000.00		
14886	OLSEN, SCOTT	2034	CONCERT IN THE PARK 6	1	07/02/2021	300.00	.00	300.00	135948	07/07/2021
Total 14886:						300.00	.00	300.00		
14887	RUSH TRUCK CENTER, F	3023812993	TRUCK REPAIRS	1	06/16/2021	970.96	.00	970.96	135953	07/07/2021
Total 14887:						970.96	.00	970.96		
14888	GREY, JOSEPH & KERRY	2934	REFUND ON DEPOSIT #	1	07/06/2021	13.30	.00	13.30	135925	07/07/2021
Total 14888:						13.30	.00	13.30		
14889	MACIAS, ANTHONY	2933	REFUND ON DEPOSIT #2	1	07/06/2021	16.20	.00	16.20	135941	07/07/2021
Total 14889:						16.20	.00	16.20		
14890	THOMPSON, COOPER &	2932	REFUND ON DEPOSIT #	1	07/06/2021	15.45	.00	15.45	135963	07/07/2021
Total 14890:						15.45	.00	15.45		
14891	CAPENER, SHAYNA	2931	REFUND ON DEPOSIT #2	1	07/06/2021	15.00	.00	15.00	135903	07/07/2021
Total 14891:						15.00	.00	15.00		
14892	RAIL PROS FIELD SERVI	TC32828202	SECONDARY RAILROAD	1	06/22/2021	15,652.50	.00	15,652.50	135950	07/07/2021
		TRETR2106	SECONDARY RAILROAD	1	06/15/2021	14,000.00	.00	14,000.00	135950	07/07/2021
Total 14892:						29,652.50	.00	29,652.50		
14893	ZIMA CORPORATION	80792	15% PAYMENT - BAND S	1	06/18/2021	19,034.10	.00	19,034.10	135981	07/07/2021
Total 14893:						19,034.10	.00	19,034.10		
14898	LEE, AMBER	28661	REFUND YOUTH CAMPS	1	07/06/2021	85.00	.00	85.00	136078	07/20/2021
Total 14898:						85.00	.00	85.00		
14900	ROGERS, JODIE	28684	REFUND YOUTH CAMP F	1	07/09/2021	40.00	.00	40.00	136091	07/20/2021
Total 14900:						40.00	.00	40.00		
14901	TOG DEVELOPMENT LLC	1176	SOFTWARE CALENDAR	1	07/12/2021	706.00	.00	706.00	136101	07/20/2021
		1176	TRAINING STAFF	2	07/12/2021	399.00	.00	399.00	136101	07/20/2021
Total 14901:						1,105.00	.00	1,105.00		
14902	CANFIELD CONSTRUCTI	005442	CURB & GUTTER SPRIN	1	06/29/2021	42,852.75	.00	42,852.75	136123	07/28/2021
Total 14902:						42,852.75	.00	42,852.75		
14903	MOTOROLA SOLUTIONS	4011	SPILLMAN CONFERENC	1	07/20/2021	1,000.00	.00	1,000.00	136139	07/28/2021

Vendor Number	Name	Invoice Number	Description	Seq	Invoice Date	Invoice Amount	Discount Amount	Check Amount	Check Number	Check Issue Date
Total 14903:						1,000.00	.00	1,000.00		
14904	OGDEN SKYDIVING CEN	1417	HAY DAY SKYDIVERS	1	07/28/2021	500.00	.00	500.00	136142	07/28/2021
Total 14904:						500.00	.00	500.00		
14905	CHAMBERLAIN, SCOTT	238	HAY DAYS MAGIC SHOW	1	07/24/2021	600.00	.00	600.00	136124	07/28/2021
Total 14905:						600.00	.00	600.00		
14906	XAVIER JAMES HAY	1413	HAY DAYS CONCERT - X	1	07/28/2021	1,000.00	.00	1,000.00	136160	07/28/2021
Total 14906:						1,000.00	.00	1,000.00		
Grand Totals:						740,230.91	.00	740,230.91		

Report Criteria:
Detail report type printed

TREMONTON CITY
CITY COUNCIL MEETING
SEPTEMBER 21, 2021

TITLE:	Discussion and consideration of adopting Resolution No. 21-38 ratifying the Spring Acres Estates, Phase 7 Subdivision Development Agreement
FISCAL IMPACT:	
PRESENTER:	Shawn Warnke, City Manager

WHO, WHAT, WHY:

The City Development Code requires that subdivision approvals are formalized with a development agreement. As you know, the City Council has adopted a template subdivision development agreement with the majority of terms being applicable for every subdivision approval. The individual terms to the specific subdivision are contained in Section 2—Special Conditions of the development agreement. For your convenience, the special conditions for the Spring Acres Estates, Phase 7 Subdivision Development Agreement are contained below.

SECTION 2. SPECIAL CONDITIONS

- Development Processing/Application Fees. That the Developer pays the development application review fees contained in the City's Consolidated Fee Schedule as follows:
  - Preliminary Plat Fee. A fee of $174.00, which is $150 plus $4.00 per lot.
  - Final Plat Fee. A fee of $490.00, which is $250 plus $40.00 per lot.
  - Construction Drawings. A fee of $562.97, which is ½ of 1% of the estimated costs of the improvements.

- Fee in Lieu Street Lights. That the Developer pays a fee in lieu in the amount of $1,500.00 for one (1) street light prior to recording the Final Plat.

- Fee in Lieu Street Signs. That the Developer pays a fee in lieu in the amount of $260.00 for street signs prior to recording the Final Plat.

- Fee in Lieu Chip Seal. That the Developer pays a fee in lieu in the amount of $2,969.74 for the chip sealing of all the public street prior to recording the Final Plat.

- Bear River Water Canal Shares. In accordance with Section 2.06.105 of the Tremonton City Land Use Code, the Developer dedicates to Tremonton City 1.39 water shares in the Bear River Canal Company prior to the recording the Final Plat. At the time of the signing of this Agreement, the City acknowledges that the Developer has dedicated the required water shares.

- Open Trench & UTOPIA. In accordance with Section 2.06.060 of the Tremonton City Land Use Code, the Developer shall give written notice to utility companies, including UTOPIA, a minimum of ten (10) days prior to the availability of access to open trenches. Tremonton City currently has the following individuals as UTOPIA representatives to coordinate the open trench:

  Brian Kelsey
  Outside Plant Design Manager
  Office: (801) 613-3868 | Cell: (801)-792-1353
  bkelsey@utopiafiber.com

  Keith Perkins
  Construction Manager
  Office: (801) 613-3863 | Cell: (801) 330-5601
  kperkins@utopiafiber.com

SPRING ACRES ESTATES PHASE 7

A PART OF THE SE/4 OF SECTION 32, T 12 N, R 3 W, S.L.B.&M.
TREMONTON CITY, BOX ELDER COUNTY, UTAH

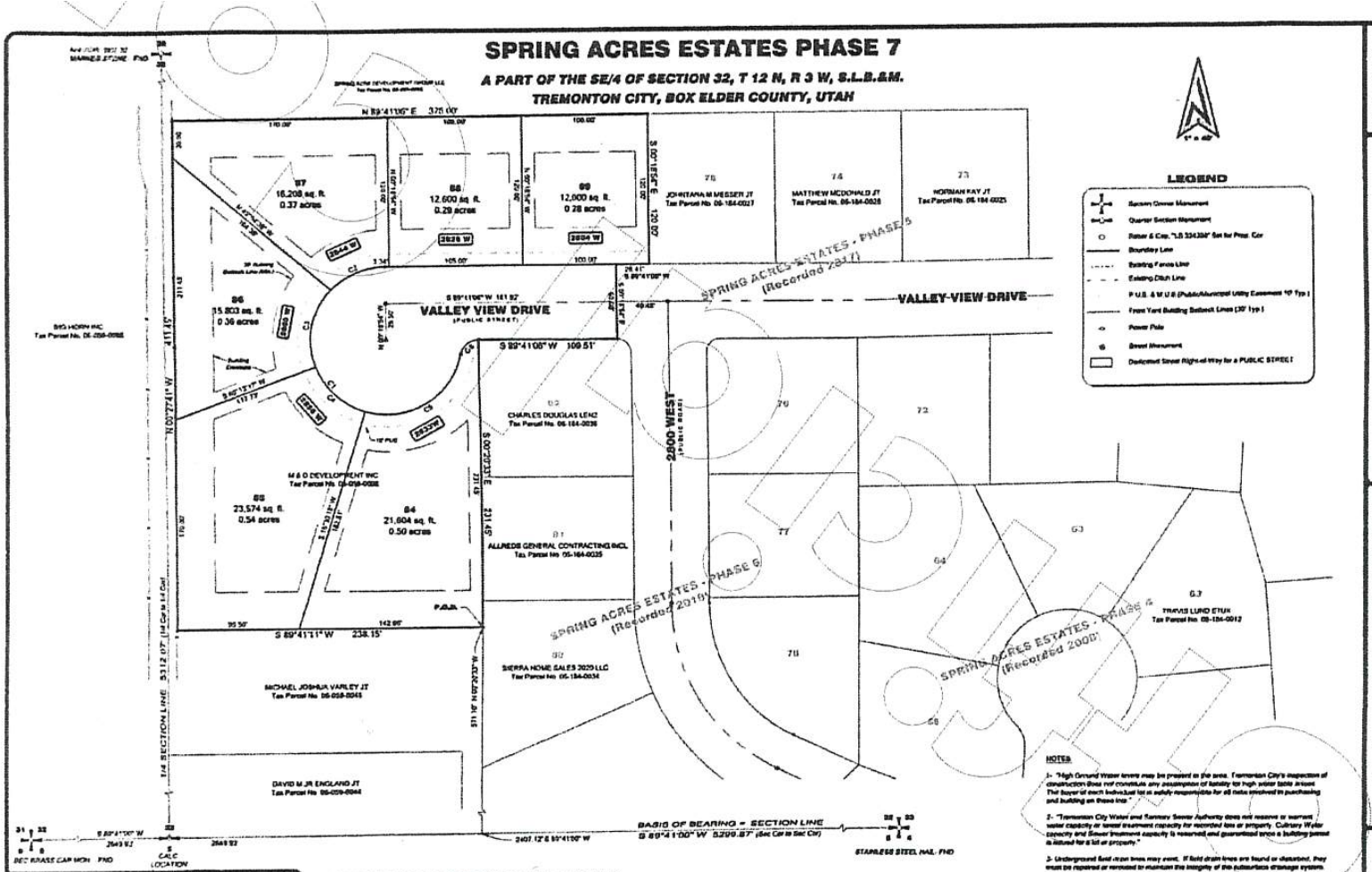

LEGEND

- Brass Cap Monument
- Quarter Section Monument
- Rebar & Cap "LS 334399" Set for Prop. Cor
- Boundary Line
- Existing Fence Line
- Existing Ditch Line
- P.U.E. & M.U.E. (Public/Municipal Utility Easement 10' Typ.)
- Front Yard Building Setback Lines (20' typ.)
- Power Pole
- Street Monument
- Dedicated Street Right-of-Way for a PUBLIC STREET

VICINITY MAP

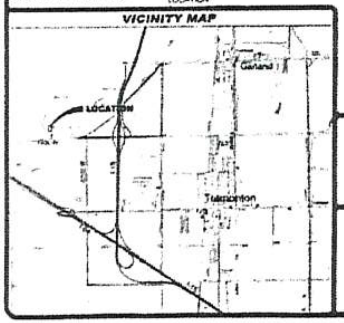

CURVE TABLE					
CURVE	DELTA	LENGTH	RADIUS	CHORD	CHORD BRNG
C1	258°23'23"	262.26	59.50	92.26	S 39°29'09" E
C2	46°15'00"	68.83	59.50	66.14	S 66°33'30" W
C3	84°13'20"	80.68	59.50	63.24	S 41°19'50" W
C4	52°43'19"	54.79	59.50	52.84	S 47°56'41" E
C5	85°09'35"	98.82	59.50	87.85	N 58°55'47" E
C6	76°20'23"	19.75	14.45	18.29	S 76°30'54" W

DEVELOPER
M & D ALLRED DEVELOPMENT INC
PO BOX 248
Tremonton Utah 84337
M (435) 730 1283
Email marcallred2@gmail.com

SURVEYOR'S CERTIFICATE

I, Benjamin W. Johnston, do hereby certify that I am a Licensed Professional Land Surveyor and hold Certificate No. 334399 in accordance with Title 58, Chapter 22, of the Professional Engineers and Professional Land Surveyors Licensing Act; and have completed a survey of the property described on this plat in accordance with Section 17-23-17 of the Utah State Code, have verified all measurements, and have placed monuments as represented on this plat.

DESCRIPTIONS

SPRING ACRES ESTATES PHASE 7 BOUNDARY A PART OF THE NE/4 SEC 32, T 12 N, R 3 W, SLB&M

Beginning at the northeast corner of Tax Parcel No 05-059-0045 and west line of Spring Acres Subdivision Phase 6 at a point 2497.12 feet S 89°41'00" W (Basis of Bearing) along the section line and 571.10 feet N 00°28'53" W from the Southeast Corner of Section 32, T 12 N, R 3 W, SLB&M and running thence S 89°41'11" W 238.15 feet along the north line of said parcel to existing fence line; thence N 00°27'41" W 411.45 feet along existing fence line; thence N 89°41'06" E 575.00 feet to the Northwest Corner of Lot 75 of Spring Acres Subdivision Phase 5; thence S 00°19'54" E 120.00 feet; thence S 89°41'06" W 28.41 feet; thence S 00°18'54" E 80.00 feet; thence S 89°41'06" W 109.51 feet the Northwest Corner of Lot 82 of said Spring Acres Phase 6; thence S 00°20'33" E 231.45 feet to the Point of Beginning.

Containing 2.78 Acres and 6 Lots.

NARRATIVE:
The purpose of this survey creats six lot (Lots 84-89) to be known as of Spring Acres Estates Subdivision Phase 7. This survey is at the request of Marc Allred of M & D Development Inc.

BASIS OF BEARING:
The Basis of Bearing is the south line of the Southwest Quarter of Section 32, Township 12 North, Range 3 West, S.L.B.&M. bearing N 89°41'00" E from the South Quarter Corner (REC BR Spike Monument) and the Southwest Corner (Stainless Steel Survey Nail) of said Section 32.

OWNER'S DEDICATION

WE, THE UNDERSIGNED OWNERS OF ALL THE REAL PROPERTY DEPICTED ON THIS PLAT AND DESCRIBED IN THE SURVEYORS CERTIFICATE ON THIS PLAT, HAVING CLEAR TITLE AND FULL LEGAL AUTHORITY TO DEDICATE THE SAME, HAVE CAUSED THE LAND DESCRIBED ON THIS PLAT TO BE DIVIDED INTO LOTS, STREETS, PARKS, OPEN SPACES, EASEMENTS AND OTHER PUBLIC USES AS DESIGNATED ON THE PLAT, AND TO BE HEREINAFTER KNOWN AS THE

"SPRING ACRES ESTATES PHASE 7".

WE NOW DO HEREBY DEDICATE, GRANT, AND CONVEY, IN PERPETUITY, PLEASANT TO THE PROVISIONS OF SPRING ACRES ESTATES PHASE 7 HOAT CONDITION, RESTRICTION OR RESERVATION TO TREMONTON CITY, UTAH, ALL PUBLIC STREETS, ALL MUNICIPAL UTILITY EASEMENTS OR OTHER PUBLIC RIGHTS-OF-WAY AS PUBLIC THOROUGHFARES, AND ALSO DEDICATE ALL DESIGNATED EASEMENTS FOR PUBLIC UTILITIES AND DRAINAGE PURPOSES, WHICH SHALL BE USED FOR THE INSTALLATION, MAINTENANCE AND OPERATION OF PUBLIC SERVICE UTILITY LINES AND DRAINAGE AS INTENDED FOR PUBLIC USE. OPEN SPACES SHOWN AS PUBLIC OPEN SPACES, PUBLIC PARKS AND ALL OTHER PLACES OF PUBLIC USE AND ENJOYMENT TO TREMONTON CITY, UTAH, TOGETHER WITH ALL IMPROVEMENTS REQUIRED BY THE DEVELOPMENT AGREEMENT, EXECUTED BETWEEN THE UNDERSIGNED AND TREMONTON CITY, FOR THE BENEFIT OF TREMONTON CITY AND THE INHABITANTS THEREOF.

Marc D. Allred - President M&D Allred Development, Inc. — DATE 5-22-21

Deborah D. Allred - Vice President M&D Allred Development, Inc. — DATE 5-22-21

CORPORATE ACKNOWLEDGEMENT

STATE OF UTAH
COUNTY OF Box Elder

ON THIS 22 DAY OF March 2021 PERSONALLY APPEARED BEFORE ME Marc D. Allred and Deborah D. Allred WHO BEING BY ME DULY SWORN DID SAY, AND ACKNOWLEDGE THAT HE/SHE IS AN OFFICER OF M&D Allred Development, Inc. A UTAH CORPORATION, WHICH CORPORATION IS THE OWNER OF THE REAL PROPERTY LISTED HEREIN, AND EXECUTED THE FOREGOING INSTRUMENT AS THE AUTHORIZED AGENT OF THE CORPORATION, AND THAT SAID AUTHORIZATION TO SIGN ON BEHALF OF THE CORPORATION CAME PURSUANT TO A RESOLUTION OF THE BOARD OF DIRECTORS, THE ARTICLES OF INCORPORATION, AND/OR THE CORPORATE BYLAWS.

NOTARY PUBLIC

MY COMMISSION EXPIRES 7.16.2023

Notary Public
BRADY J. WESTOVER
Commission # 710475
My Commission Expires
July 16, 2023
STATE OF UTAH

NOTES

1- "High Ground Water levels may be present in the area. Tremonton City's inspection of construction does not constitute any assumption of liability for high water table issues. The buyer of each individual lot is solely responsible for all risks involved in purchasing and building on these lots."

2- "Tremonton City Water and Sanitary Sewer Authority does not reserve or warrant water capacity or sewer treatment capacity for reserved lots or property. Culinary Water capacity and Sewer treatment capacity is reserved and guaranteed once a building permit is issued for a lot or property."

3- Underground field drain lines may exist. If field drain lines are found or disturbed, they must be repaired or rerouted to maintain the integrity of the subsurface drainage system.

APPROVAL AS TO FORM

APPROVED AS TO FORM THIS _____ DAY OF _____, A.D., 20____

CITY ATTORNEY

TREMONTON CITY LAND USE AUTHORITY BOARD

APPROVED THIS _____ DAY OF _____
A.D., 20____ BY THE TREMONTON CITY LAND USE AUTHORITY BOARD.

CHAIRMAN

CITY ENGINEER CERTIFICATE OF APPROVAL

I CERTIFY THAT I HAVE EXAMINED THIS PLAT AND FIND IT TO BE CORRECT AND IN ACCORDANCE WITH THE INFORMATION ON FILE IN THIS OFFICE.

DATE — CITY ENGINEER

TREMONTON CITY COUNCIL APPROVAL

PRESENTED TO THE TREMONTON CITY COUNCIL THIS _____ DAY OF _____, A.D., 20____ AT WHICH TIME THIS SUBDIVISION WAS APPROVED AND ACCEPTED.

ATTEST: CITY RECORDER — MAYOR

QUESTAR GAS

QUESTAR APPROVES THIS PLAT SOLELY FOR THE PURPOSE OF CONFIRMING THAT THE PLAT CONTAINS PUBLIC UTILITY EASEMENTS. QUESTAR MAY REQUIRE OTHER EASEMENTS IN ORDER TO SERVE THIS DEVELOPMENT. THIS APPROVAL DOES NOT CONSTITUTE ABROGATION OR WAIVER OF ANY OTHER EXISTING RIGHTS, OBLIGATIONS OR LIABILITIES PROVIDED BY LAW OR EQUITY. THIS APPROVAL DOES NOT CONSTITUTE ACCEPTANCE, APPROVAL OR ACKNOWLEDGEMENT OF ANY TERMS CONTAINED IN THE PLAT, INCLUDING THOSE SET IN THE OWNER'S DEDICATION AND THE NOTES AND DOES NOT CONSTITUTE A GUARANTEE OF PARTICULAR TERMS OF NATURAL GAS SERVICE. FOR FURTHER INFORMATION PLEASE CONTACT QUESTAR'S RIGHT-OF-WAY DEPARTMENT AT 1-800-366-8532.

QUESTAR REPRESENTATIVE

COUNTY RECORDER'S NO. _____

STATE OF UTAH, COUNTY OF BOX ELDER, RECORDED AND FILED
AT THE REQUEST OF _____
DATE _____ TIME _____ FEE _____
ABSTRACTED
INDEX _____ COUNTY RECORDER

NO.	DATE	REVISIONS	Initials
01	03-17-21	PER 21-17-21 REC REVIEW COMMENTS	BWJ
02	05-19-21	PER 05-19-21 REC REVIEW COMMENTS AND NEW PLAT	BWJ

JOHNSTON ENGINEERING INC
CIVIL - SURVEYING - STRUCTURAL
848 EAST MAIN | TREMONTON, UT 84337 | 435.257.1156 | 435.257.1158

DRAWN: BWJ
CHECKED: BWJ
PLAN: BWJ
DATE: 12-17-20
SHEET 1 OF 1 SHEETS
JOB NUMBER 20062-07
DRAWING

RESOLUTION NO. 21-38

A RESOLUTION OF TREMONTON CITY CORPORATION RATIFYING THE SPRING ACRES ESTATES, PHASE 7 SUBDIVISION DEVELOPMENT AGREEMENT

WHEREAS, the Developer desires to develop certain real property situated in the corporate city limits of Tremonton City, Box Elder County, State of Utah; and

WHEREAS, the Developer has submitted to the City all plats, plans (including utility plans), reports, and other documents required for the approval of a Final Plat according to the City's outlined policies, procedures, and code; and

WHEREAS, the Developer and City hereto have agreed that the development of the property will require municipal services from the City to serve such area and will further require the installation of certain improvements primarily of benefit to the lands to be developed and not to the City of Tremonton as a whole; and

WHEREAS, the City has approved the Spring Acres Estates, Phase 7 Final Plat for recording with the Recorder's Office of Box Elder County, Utah; and

WHEREAS, Section 2.04.045 of the City's Land Use Code requires that a Subdivision Development Agreement is entered into between the City and the Developer.

NOW THEREFORE BE IT RESOLVED by the Tremonton City Council that the Spring Acres Estates Phase 7 Development Agreement is approved as attached in Exhibit "A."

Adopted and passed by the governing body of Tremonton City Corporation this 21st day of September 2021.

TREMONTON CITY
A Utah Municipal Corporation

By _____
Roger Fridal, Mayor

ATTEST:

_____
Linsey Nessen, City Recorder

EXHIBIT “A”

Entry No. 431016 B: 1467 P: 0853 Pages: 20
04/13/2021 03:25:26 PM FEE $40.00
AGREEMENT For: M&D ALLRED DEVELOPMENT INC
Chad Montgomery, Box Elder County Utah Recorder

Approved for use by Tremonton City Council Resolution No.20-42

SPRING ACRES ESTATES, PHASE 7
SUBDIVISION DEVELOPMENT AGREEMENT

THIS SUBDIVISION DEVELOPMENT AGREEMENT (hereinafter "Agreement"), is made and entered into this 7 day of April, 2021, by and between the TREMONTON CITY, a body corporate and politic of the State of Utah, (hereinafter the "City") and M&D ALLRED DEVELOPMENT INC. (hereinafter "Developer") the City or Developer may be referred to individually as" Party" or collectively as Parties: * AND Allred's General Contracting, Inc.

RECITALS

WHEREAS, Developer desires to develop certain real property situated in the corporate city limits of Tremonton City, Box Elder County, State of Utah (hereinafter sometimes referred to as the "Property" or "Development") and legally described as follows, to wit:

SPRING ACRES ESTATES PHASE 7 BOUNDARY : A PART OF SE/4 SEC 32, T 12 N, R 3 W, SLB&M

Beginning at the northeast corner of Tax Parcel No 06-059-0045 and west line of Spring Acres Subdivision Phase 6 at a point 242.82 feet N 89°41'00" E (Basis of Bearing) along the section line and 571.10 feet N 00°20'33" W from the Southwest Corner of the Southeast Quarter of Section 32, T 12 N, R 3 W, SLB&M and running thence S 89°41'11" W 238.15 feet along the north line of said parcel to existing fence; thence N 00°27'41" W 411.45 feet; thence N 89°41'06" E 375.00 feet to the Northwest Corner of Lot 75 of Spring Acres Subdivision Phase 5; thence S 00°18'54" E 120.00 feet; thence S 89°41'06" W 26.41 feet; thence S 00°18'54" E 60.00 feet; thence S 89°41'06" W 109.51 feet the Northwest Corner of Lot 82 of said Spring Acres Phase 6; thence S 00°20'33" E 231.45 feet to the Point of Beginning.

Containing 2.78 Acres and 6 Lots.

WHEREAS, Developer desires to develop the Property and Developer has submitted to the City all plats, plans (including utility plans), reports, and other documents required for the approval of a Final Plat according to the City's outlined policies, procedures, and code; and

WHEREAS, the Parties hereto have agreed that the development of the Property will require municipal services from the City in order to serve such area and will further require the installation of certain improvements primarily of benefit to the lands to be developed and not to the City of Tremonton as a whole; and

WHEREAS, the City has approved the Final Plat for recording with the Recorder's Office of Box Elder County, Utah, which was submitted by the Developer subject to certain requirements and conditions, which involved the installation of and construction of utilities and other municipal improvements in connection with the Property; and

UNOFFICIAL COPY

WHEREAS, Utah Code 10-9a-102 provides the City's general land use authority to adopt ordinances, resolutions, rules, and may enter into development agreements.

NOW, THEREFORE, in consideration of the promises of the Parties hereto and other good and valuable consideration, the receipt and adequacy of which are hereby acknowledged, it is agreed as follows:

SECTION 1. GENERAL CONDITIONS

A. **Development Activities.** The terms of this Agreement shall govern all development activities of the Developer pertaining to the Property. For the purposes of this Agreement, "development activities" shall include, pursuant to Utah Code Annotated (hereinafter "UCA") § 10-9a-103(8), but be not limited to, the following: any change in the use of land that creates additional demand and needs for public facilities. Furthermore, for purposes of this agreement only, "development activities" shall also include the following: (1) the actual construction of improvements, (2) obtaining a permit therefore, or (3) any change in grade, contour, or appearance of the Property caused by, or on behalf of, the Developer with the intent to construct improvements thereon, none of which shall occur until execution of the Agreement and City approval of the Final Plat.

B. **Time Limitations for Improvements.** All water lines, sanitary sewer collection lines, storm sewer lines and facilities, streets, curbs, gutters, sidewalks, streetlights, and trails shall be installed as shown on the Final Plat, Construction Drawings and in full compliance with the standards and specification of the City, at the time of approval of the Final Plat, subject to a two (2) year time limitation from the date of approval of the Final Plat, which is in compliance with Title II, Chapter 2.05 of the Tremonton City Land Use and Development Code. In the event that the Developer commences or performs any construction pursuant hereto after the passage of two (2) years from the date of approval of the Final Plat, the Developer shall resubmit the Final Plat and documentation supporting a new guaranty bond to the City Engineer for reexamination. Pursuant to UCA § 10-9a-603, the City may then require the Developer to comply with the approved standards and specifications of the City at the time of resubmission.

After two (2) years from the date of approval of the Final Plat, if any development improvements have not been completed, the City, at its sole discretion, may use the guaranty bond money to complete development improvements.

C. **Culinary Water and Sewer Treatment Capacity.** The City, which includes the Tremonton City Culinary Water Authority and Tremonton City Sanitary Sewer Authority, does not reserve or warrant water capacity or sewer treatment capacity until the issuance of a building permit. Recording of the Final Plat, execution of this Agreement, and/or recording of any lot within the Development does not constitute a reservation or warranty for water capacity and/or sewer treatment capacity

D. **Fee-in-Lieu Payments.** In cases where a Developer shall be required by City Ordinance to install an improvement, but circumstances, as determined by the City Engineer, prevent the construction of the improvement, the Developer shall pay a fee-in-lieu of

construction. The fee-in-lieu payment shall be the current cost of constructing the improvement as estimated by the City Engineer and formalized in Section 2- "Special Conditions in this Agreement." The fee-in-lieu payment shall be used towards the costs of installing the required improvements, the timing of when said improvement shall be constructed shall be at the sole discretion of the City and absolve the Developer from making the improvement in the future or paying the future cost of the required improvement.

E. **Off-Site Project Improvements.** Developer may be required to install off-site improvements without participation or reimbursement from the City or surrounding property owners. Such improvements are identified as "Project Improvements" as defined by Utah Code Annotated 11-36a-102 (14), which generally include improvements that are: 1) planned and designed to provide service for the Development; 2) necessary for the use and convenience of the occupants or users of the Development, and 3) improvements that are not identified or reimbursed as a "System Improvement" as defined by Utah Code Annotated 11-36a-102 (21).

F. **Secondary Water System.** In accordance with Utah Code Annotated 10-9a-508, subdivisions that require water service shall provide to the City, in addition to those requirements and improvements associated with culinary water, the necessary water shares in the Bear River Canal Company sufficient to meet the municipal needs that will be created by the Development. Said dedication of water shares shall occur prior to, or contemporaneous with, the approval for subdivision of Property. All such water share dedications shall occur prior to the recording of the subdivision with the Box Elder County Recorder. Developer shall also construct a secondary water transmission and distribution system in accordance with the City's construction standards sufficient to satisfy the existing and future uses of the occupants to be supplied by the City's Secondary Water System in the Development. The use of the water shares dedicated to the City by the Developer and connection of the Developer's installed secondary water distribution system within the Development to secondary water transmission lines constructed by the City shall be at the City's sole discretion.

G. **Building Permit Issuance.** No building permit for the construction of any structure within the development shall be issued by the City until all individual lots in the development are staked by a licensed surveyor, the public water lines and stubs to each lot, charged fire hydrants, sanitary sewer lines, and stubs to each lot, street lights and public streets (including all-weather access, curb, gutter, and pavement with at least the base course completed), serving such structure have been completed and accepted by the City.

H. **Certificate of Occupancy.** No Certificates of Occupancy shall be issued by the City for any structure within the development until gas lines to the structure are installed, street signs are installed, and all electrical lines are installed.

I. **Financial Responsibilities of Developer.** Except as otherwise herein specifically agreed, the Developer agrees to install and pay for all water, sanitary sewer, and storm drainage facilities and appurtenances, and all streets, curbs, gutters, sidewalks, trails, and other public improvements required by this Development as shown on the Final Plat, Construction Drawings and other approved documents pertaining to this Development on file with the City.

J. **Utility Line Installments.** Street improvements shall not be installed until all utility lines to be placed therein have been completely installed, including all individual lot service lines (water and sewer) leading in and from the main to the property line, all electrical lines, and all communication conduits.

K. **Inspection by City Officials.** The installation of all utilities shown on the Final Plat and Construction Drawings shall be inspected by the Engineering Department and/or Public Works Department of the City and shall be subject to such department's approval. The Developer agrees to correct any deficiencies in such installations to meet the requirements of the plans and/or specifications applicable to such installation. In case of conflict, the Tremonton City Public Works Standards shall supersede the Final Plat and Construction Drawings, unless written exceptions have been made.

L. **Form of Recorded Drawings.** The Developer shall provide the City Engineer with two (2) certified Record Plan Drawings upon completion of each phase of the construction. Utilities will not be initially accepted prior to as-built drawings being submitted to and approved by the City of Tremonton. The City reserves the right to request alternative forms of plans (i.e., CAD drawings, GIS images, etc.).

M. **Developer Compliance with EPA and other Regulations.** The Developer specifically represents that to the best of its knowledge, all property dedicated (both in fee simple and as easements) to the City associated with this Development (whether on or off-site) is in compliance with all environmental protection and anti-pollution laws, rules, regulations, orders or requirements, including solid waste requirements, as defined by the US Environmental Protection Agency Regulations at 40 CFR Part 261, and that such property as is dedicated to the City pursuant to this Development, is in compliance with all such requirements pertaining to the disposal or existence in or on such dedicated property of any hazardous substances, pollutants or contaminants, as defined by the Comprehensive Environmental Response Compensation and Liability Act of 1980, as amended, and regulations promulgated thereunder. The Developer, for itself and its successor(s) in interest, does hereby indemnify and hold harmless the City from any liability whatsoever that may be imposed upon the City by any governmental authority or any third Party, pertaining to the disposal of hazardous substances, pollutants or contaminants, and cleanup necessitated by leaking underground storage tanks, excavation and/or backfill of hazardous substances, pollutants or contaminants, or environmental cleanup responsibilities of any nature whatsoever on, of, or related to any property dedicated to the City in connection with this Development, provided that such damages or liability are not caused by circumstances arising entirely after the date of acceptance by the City of the public improvements constructed on the dedicated property, except to the extent that such circumstances are the result of the acts or omissions of the Developer. Said indemnification shall not extend to claims, actions, or other liability arising as a result of any hazardous substance, pollutant, or contaminant generated or deposited by the City, its agents or representatives, upon the property dedicated to the City in connection with this Development. The City agrees to give notice to the Developer that he must obtain a complete discharge of all City liability through such settlement. Failure of the City to give notice of any such claim to the Developer within ninety (90) days after the City of first receives a notice of such claim under the Utah Governmental Immunity Act for the same, shall cause this indemnity and hold harmless agreement by the Developer to not apply to such claim

and such failure shall constitute a release of this indemnity and hold harmless agreement as to such claim.

N. **City Ownership Rights.** The Developer acknowledges and agrees that the City, as the owner of any adjacent property (the "City Property") on which off-site improvements may be constructed, or that may be damaged by the Developer's activities hereunder, expressly retains (and does not by this Development Agreement waive) its rights as the property owner. The City's rights as an owner may include without limitation those rights associated with the protection of the City Property from damage, and/or the enforcement of restrictions, limitations, and requirements associated with activities on the City Property by the Developer as an easement recipient.

O. **Developer Vesting.** Developer, by and through execution of this agreement, receives a vested right to develop the number of lots shown and configured on the Final Plat, without interference from the City, so long as development is completed in accordance with the plans specifically shown on the Final Plat, Construction Drawings and pursuant to the statutory requirements codified by Utah State and Tremonton City Codes. Furthermore, following the execution of the Agreement, the Developer's right to develop and construct in accordance with the statutory requirements at the time of execution of the Agreement shall be deemed vested.

SECTION 2. SPECIAL CONDITIONS

- Development Processing/Application Fees. That the Developer pays the development application review fees contained in the City's Consolidated Fee Schedule as follows:
  - Preliminary Plat Fee. A fee of $174.00, which is $150 plus $4.00 per lot.
  - Final Plat Fee. A fee of $490.00, which is $250 plus $40.00 per lot.
  - Construction Drawings. A fee of $562.97, which is ½ of 1% of the estimated costs of the improvements.

- Fee in Lieu Street Lights. That the Developer pays a fee in lieu in the amount of $1,500.00 for one (1) street light prior to recording the Final Plat.

- Fee in Lieu Street Signs. That the Developer pays a fee in lieu in the amount of $260.00 for street signs prior to recording the Final Plat.

- Fee in Lieu Chip Seal. That the Developer pays a fee in lieu in the amount of $2,969.74 for the chip sealing of all the public street prior to recording the Final Plat.

- Bear River Water Canal Shares. In accordance with Section 2.06.105 of the Tremonton City Land Use Code, the Developer dedicates to Tremonton City 1.39 water shares in the Bear River Canal Company prior to the recording the Final Plat. At the time of the signing of this Agreement, the City acknowledges that the Developer has dedicated the required water shares.

- Open Trench & UTOPIA. In accordance with Section 2.06.060 of the Tremonton City Land Use Code, the Developer shall give written notice to utility companies, including

Unofficial Copy

UTOPIA, a minimum of ten (10) days prior to the availability of access to open trenches. Tremonton City currently has the following individuals as UTOPIA representatives to coordinate the open trench:

Brian Kelsey
Outside Plant Design Manager
Office: (801) 613-3868 | Cell: (801)-792-1353
bkelsey@utopiafiber.com

Keith Perkins
Construction Manager
Office: (801) 613-3863 | Cell: (801) 330-5601
kperkins@utopiafiber.com

SECTION 3. MISCELLANEOUS

A. **Construction Site Safety.** The Developer agrees to provide and install, at its expense, adequate barricades, flaggers, warning signs, and similar safety devices at all construction sites within the public right-of-way and/or other areas as deemed necessary by the City Engineer, City Public Works Department, and Traffic Engineer in accordance with any and all Federal Regulations, the City's Policies and Procedures, Utah Department of Transportation Requirements, OHSA, and Manual of Uniform Traffic Control Devices ("MUTCD") and shall not remove said safety devices until the construction has been completed.

B. **Construction Site Waste.** The Developer shall, at all times, keep the public right-of-way free from accumulation of waste material, rubbish, or building materials caused by the Developer's operation, or the activities of individual builders and/or subcontractors; shall remove such rubbish as often as necessary, but no less than daily and; at the completion of the work, shall remove all such waste materials, rubbish, tools, construction equipment, machinery, and surplus materials from the public right-of-way. The Developer further agrees to maintain the finished street surfaces so that they are free from dirt caused by the Developer's operation or as a result of building activity. Any excessive accumulation of dirt and/or construction materials shall be considered sufficient cause for the City to withhold building permits and/or certificates of occupancy until the problem is corrected to the satisfaction of the City Building Inspector and/or the City Public Works Director. If the Developer fails to adequately clean such streets within two (2) days after receipt of written notice, the City may have the streets cleaned at the Developer's expense, and the Developer shall be responsible for prompt payment of all such costs. The Developer also agrees to require all contractors within the Development to keep the public right-of-way clean and free from the accumulation of dirt, rubbish, and building materials. Under no circumstances shall the Developer or any sub-contractors use open burning procedures to dispose of waste materials.

C. **Compliance with City Building Inspector, City Engineer, and City Public Works Director.** The Developer hereby agrees that it will require its contractors and subcontractors to cooperate with the City's Building Inspector, City Engineer, or City Public

UNOFFICIAL COPY

Works Director by ceasing operations when winds are of sufficient velocity to create blowing dust, which, in the inspector's opinion, is hazardous to the public health and welfare.

D. **Protection Strips and Undevelopable Lots.** Developer covenants and warrants that they have not, or will not in the future, unlawfully divide real property in such a way that a parcel of property is created or left behind that cannot be developed according to the requirements of Tremonton City Land Use Ordinances, or other applicable laws. Examples of a parcel of property that is created or left behind that cannot be developed include, but are not limited to, spite strips or protection strips, which are parcels created or left for the sole purpose of denying another property owner access to their property, parcels with insufficient square footage, parcels with insufficient buildable area, parcels that do not meet the requirements of Tremonton City Land Use Ordinances, and parcels that do not abut on a dedicated street. When a Developer unlawfully divides property, the Developer agrees, as a remedy, to dedicate and otherwise deed ownership of these undevelopable parcels of land to the City within thirty (30) days of the City's written request.

E. **Consequences of Developer non-compliance with Final Plat and the Agreement.** The Developer shall, pursuant to the terms of this Agreement, complete all improvements and perform all other obligations required herein, for such improvements or obligations that may be shown on the Final Plat and Construction Drawings, or required within this Agreement or any document executed in the future that are required by the City for amending the Development's Final Plat, Construction Drawings, or this Agreement.

In addition to the other remedies contained within this Agreement for the Developer's non-compliance or default with the obligations required herein, the Parties agree that the City may delay the processing of any future land use applications, land use decisions, and/or land use permits submitted to the City for projects in which the Developer may have an ownership interest until the Developer non-compliance or default has been cured. The Developer acknowledges and agrees to waive any time constraints applicable in Utah Code, with which the City would otherwise be required to comply for the processing of land use applications, land use decisions, and land use permits for the Developer's non-compliance or default. Any future land use applications, land use decisions, and/or land use permits may include, but are not limited to, preliminary plats, final plats, site plans, building permits, certificates of occupancy, sign permits, zoning, rezoning, and annexations within the Development or outside of the boundaries of the Development, for which Tremonton City is Land Use Authority. An ownership interest in a future land use application, land use decisions, and/or land use permit includes, the Developer, Developer's spouse, and/or Developer's minor children ownership as an individual or a member of a corporation with assets that are the subject to the future land use application. If the City suspects that the Developer may have ownership in the future land use application, it is the Developer's burden to prove the contrary.. The City may also place liens on vacant lots still owned by the Developer as it deems necessary to ensure performance in accordance with the terms of the Agreement.

F. **No Waiver of Regulation(s)**. Nothing herein contained shall be construed as a waiver of any requirements of the City Code or the Utah Code Annotated, in its current form as of the date of approval of the Final Plat, and the Developer agrees to comply with all requirements of the same.

Unofficial Copy

G. **Severability of Waivers.** A waiver by any party of any provision hereof, whether in writing or by course of conduct or otherwise, shall be valid only in the instance for which it is given, and shall not be deemed a continuing waiver of said provision, nor shall it be construed as a waiver of any other provision hereof.

H. **City Council Budgetary Discretion.** All financial obligations of the City arising under this Agreement that are payable after the current fiscal year are contingent upon funds for the purpose being annually appropriated, budgeted, and otherwise made available by the Tremonton City Council, in its discretion.

I. **Covenants Run with the Land.** This Agreement shall run with the Property, including any subsequent, approved amendments to the Final Plat of all or a portion of the Property. This Agreement shall also be binding upon and inure to the benefit of the Parties hereto, their respective personal representatives, heirs, successors, grantees, and assigns. It is agreed that all improvements required pursuant to this Agreement touch and concern the Property regardless of whether such improvements are located on the Property. Assignment of interest within the meaning of this paragraph shall specifically include, but not be limited to, a conveyance or assignment of any portion of the Developer's legal or equitable interest in the Property, as well as any assignment of the Developer's rights to develop the Property under the terms and conditions of this Agreement.

J. **Liability Release.** With limitations pursuant to Utah Code Annotated § 10-9a-607, in the event the Developer transfers title to the Property and is thereby divested of all equitable and legal interest in the Property, the Developer shall be released from liability under this Agreement with respect to any breach of the terms and conditions of this Agreement occurring after the date of any such transfer of interest. In such an event, the succeeding property owner shall be bound by the terms of this Agreement.

K. **Irrigation Ditch, Bear River Canal Company, & Indemnification.** The Developer covenants that they have talked with all the parties that have an interest in the irrigation ditch that is being abandon through the Development and that the Developer will provide an alternative means for property owners to receive their irrigation water and that these alternative means have been approved by the property owners. The Developer agrees to indemnify the City from any liability associated with the abandonment of the irrigation ditch through the Development and any claim from the Bear River Canal Company regarding the platting of this subdivision impeding their claim for an easement.

L. **Default and Mediation.** Each and every term of this Agreement shall be deemed to be a material element hereof. In the event that either Party shall fail to perform according to the terms of this Agreement, such Party may be declared in default. In the event that a Party has been declared in default hereof, such defaulting Party shall be given written notice specifying such default and shall be allowed a period of ten (10) days within which to cure said default. In the event the default remains uncorrected, the Party declaring default may elect to: (a) terminate the Agreement and seek damages; (b) treat the Agreement as continuing and require specific performance or; (c) avail itself of any other remedy at law or equity.

In the event of the default of any of the provisions hereof by either Party, which shall give rise to commencement of legal or equitable action against said defaulting Party, the Parties hereby agree to submit to non-binding mediation before the commencement of an action in any Court of law. In any such event, the defaulting Party shall be liable to the non-defaulting Party for the non-defaulting Party's reasonable attorney's fees and costs incurred by reason of the default. Nothing herein shall be construed to prevent or interfere with the City's rights and remedies specified in Paragraph III.D of this Agreement.

M. **No Third-Party Beneficiaries**. Except as may be otherwise expressly provided herein, this Agreement shall not be construed as or deemed to be an agreement for the benefit of any third Party or Parties, and no third Party or Parties shall have any right of action hereunder for any cause whatsoever.

N. **Applicable Laws.** It is expressly understood and agreed by and between the Parties hereto that this Agreement shall be governed by and its terms construed under the laws of the State of Utah and the City of Tremonton, Utah.

O. **Notice.** Any notice or other communication given by any Party hereto to any other Party relating to this Agreement shall be hand-delivered or sent by certified mail, return receipt requested, addressed to such other Party at their respective addresses as set forth below; and such notice or other communication shall be deemed given when so hand-delivered or three (3) days after so mailed:

If to the City: Tremonton City
102 S. Tremont Street
Tremonton, UT 84337

With a copy to: Daines & Jenkins, LLP
108 North Main Street
Logan, UT 84321

If to the Developer: Marc Allred
PO Box 248
Tremonton, Utah 84337

Notwithstanding the foregoing, if any Party to this Agreement, or its successors, grantees or assigns, wishes to change the person, entity, or address to which notices under this Agreement are to be sent as provided above, such Party shall do so by giving the other Parties to this Agreement written notice of such change.

P. **Word Meanings.** When used in this Agreement, words of the masculine gender shall include the feminine and neutral gender, and when the sentence so indicates, words of the neutral gender shall refer to any gender; and words in the singular shall include the plural and vice versa. This Agreement shall be construed according to its fair meaning and as if prepared by

Unofficial Copy

all Parties hereto, and shall be deemed to be and contain the entire understanding and agreement between the Parties hereto pertaining to the matters addressed in this Agreement.

Q. **Complete Agreement.** There shall be deemed to be no other terms, conditions, promises, understandings, statements, representations, expressed or implied, concerning this Agreement, unless set forth in writing signed by all of the Parties hereto. Further, paragraph headings used herein are for convenience of reference and shall in no way define, limit, or prescribe the scope or intent of any provision under this Agreement.

R. **Property Owner as Party.** The Owner is made a Party to this Agreement solely for the purpose of subjecting the Property to the covenants contained in this Agreement. The City and the Developer expressly acknowledge and agree that the Owner shall not be liable for any obligations of the Developer under this Agreement, unless the Owner were to exercise any of the rights of the Developer in which event the obligations of the Developer shall become those of the Owner.

Developer expressly acknowledges and agrees that the Owner shall not be liable for any obligations of the Developer under this Agreement, unless the Owner were to exercise any of the rights of the Developer in which event the obligations of the Developer shall become those of the Owner.

S. **Greenbelt Taxes.** Pursuant to Utah Code Annotated § 10-9a-603(3), The City shall require payment of all Greenbelt Taxes, if applicable, prior to Recordation of the Final Plat.

T. **Recording.** The City and Developer/Owner are authorized to record or file any notices or instruments with the Box Elder County Recorder's Office appropriate to assuring the perpetual enforceability of the Agreement, and the Developer/Owner agrees to execute any such instruments upon reasonable request.

U. **"Arms Length" Transaction.** The Parties hereto expressly disclaim and disavow any partnership, joint venture or fiduciary status, or relationship between them and expressly affirm that they have entered into this Agreement as independent Parties and that the same is in all respects an "arms-length" transaction.

V. **Severability.** Should any portion of this Agreement be deemed invalid or unenforceable by the rule of law or otherwise, all other aspects of the Agreement shall remain enforceable and in full effect.

W. **Incorporation of Recitals and Exhibits.** The above recitals and all exhibits attached hereto are incorporated herein by this reference and expressly made a part of this Agreement.

X. **Preparation of Agreement.** The Parties hereto acknowledge that they have both participated in the preparation of this Agreement and, if any question arises regarding its interpretation, no presumption shall be drawn in favor of or against any Party hereto with respect to the drafting hereof.

Y. **Amendments.** This Agreement may be amended at any time upon unanimous agreement of the Parties hereto, which amendment(s) must be reduced to writing and signed by all Parties in order to become effective.

Z. **Further Instruments.** The Parties hereto agree that they will execute any and all other documents or legal instruments that may be necessary or required to carry out and effectuate all of the provisions hereof.

Unofficial Copy

Approved for use by Tremonton City Council Resolution No.20-42

THE CITY OF TREMONTON, UTAH

By: _____
Mayor, Tremonton City

ATTEST:

_____
City Recorder

APPROVED AS TO CONTENT:

_____
City Engineer

APPROVED AS TO FORM:

_____
City Attorney

DEVELOPER:

By: _____

Print Name: Marc Allred
Allreds General Contracting, Inc.

OWNER:

By: _____

Print Name: Marc Allred
M&D Allred Development Inc

Developer/Owner Acknowledgment
State of Utah)
§
County of Box Elder)

On this 7 day of April, in the year 2021, before me CASEY J WEESE
a notary public, personally appeared Marc Allred President of Allreds General Contracting, Inc. & President of M&D Allred Development Inc.
and proved on the basis of satisfactory evidence to be the person(s) whose name(s) subscribed to this instrument, and acknowledge executing the same.

_____
Notary Public

Notary Public
CASEY J WEESE
Commission # 706991
My Commission Expires
7/16/2023
STATE OF UTAH

Unofficial copy

Approved for use by Tremonton City Council Resolution No.20-42

State of Utah)
§
County of Box Elder)

On this 7 day of April, in the year 2021, before me CASEY J WEESE
a notary public, personally appeared Marc Allred President of Allreds General Contracting, Inc
and proved on the basis of satisfactory evidence to be the person(s) whose name(s) subscribed to
this instrument, and acknowledge executing the same.
And Marc Allred President of M&D Allred Development, Inc.

Notary Public

Notary Public
CASEY J WEESE
Commission # 706991
My Commission Expires
7/16/2023
STATE OF UTAH

State of Utah
County of BOX ELDER

On this 7 day of Apr, in the year 2021, before me, **Steven D. Bench**, a notary public, personally appeared, ROGER Fridal, proved on the basis of satisfactory evidence to be the person(s) whose name is subscribed to this instrument, and acknowledged he/she executed the same.

Witness my hand and official seal.

STEVEN D. BENCH
NOTARY PUBLIC • STATE of UTAH
COMMISSION NO. 707880
COMM. EXP. 09-17-2023

Unofficial Copy

EXHIBIT "A"

CONSTRUCTION/IMPROVEMENT GUARANTEE:

The Bond guaranteeing the Developer's timely and proper installation and warranty of required improvements shall be equal in value to at least one hundred-ten (110) percent of the cost of the required improvements, as estimated by the City Engineer contained in Exhibit "B." The purpose of the bond is to enable the City to make or complete the required improvements in the event of the developer's inability or failure to do so. The City need not complete the required improvements before collecting on the bond. The City may, in its sole discretion, delay taking action on the bond and allow the developer to complete the improvements if it receives adequate assurances that the improvements shall be completed in a timely and proper manner. The additional ten (10) percent shall be used to make up any deficiencies in the bond amount and to reimburse the City for collection costs, including attorney's fees, inflationary costs, etc.

All required improvements shall be completed and pass City inspections within one (1) year of the date that the Final Plat is recorded. Required improvements for plats recorded between November 1st and March 31st shall be completed by the next October 1st. For example, the required improvements for a plat recorded on February 6th shall be completed by October 1st, in the same calendar year. Failure to meet this time frame may result in the forfeiture of the bond. A written agreement to extend the completion of the improvements may be granted by the Land Use Authority Board, where due to circumstances as determined by the Land Use Authority Board would delay the completion of required improvements.

All subdivision improvements shall be completed by qualified contractors in accordance with Title III General Public Works Construction Standards and Specifications. No work may be commenced on improvements intended to be dedicated to the City without approved construction drawings and a pre-construction meeting with the City.

The Bond shall be an escrow bond or cash bond in favor of the City. The requirements relating to each of these types of bonds are detailed below. The City Attorney shall approve any bond submitted pursuant to this section. The City Attorney reserves the right to reject any of the bond types if it has a rational basis for doing so. Escrow bonds shall be held by a federally insured bank, savings and loan or credit union, or a title insurance underwriter authorized to do business in the State of Utah. A developer may use a cash bond by tendering the required bond amount in cash or certified funds to the City, partial releases may be made from the cash bond as allowed for other bond types, but shall retain ten (10) percent of the bond through the warranty period for any repairs necessary prior to final approval at the end of the warranty period. If no repairs are required at the end of the warranty period, the remaining portion of the bond shall be released to the Developer. The City shall not pay any interest on funds held as a cash bond.

UNOFFICIAL COPY

MAINTENANCE GUARANTEE:

The Developer hereby warrants and guarantees to the City for a period of one (1) years from the date of completion and final inspection by the City of the public improvements warranted hereunder, the full and complete maintenance and repair of the public improvements constructed for this Development. This warranty and guarantee are made in accordance with the Tremonton City Land Use Code and/or the Utah Code Annotated, as applicable. This guarantee applies to the streets and all other appurtenant structures and amenities lying within the rights-of-way, easements, and other public properties, including, without limitation, all curbing, sidewalks, trails, drainage pipes, culverts, catch basins, drainage ditches, and landscaping and all other improvements contained in Exhibit "B" of this Agreement. Any maintenance and/or repair required on utilities shall be coordinated with the owning utility company or city department.
The Developer shall maintain said public improvements in a manner that will assure compliance on a consistent basis with all construction standards, safety requirements, and environmental protection requirements of the City until one (1) year following the final inspection. The Developer shall also correct and repair or cause to be corrected and repaired, all damages to said public improvements resulting from development-related or building-related activities. The City may require the Developer to guarantee and warrant that any repairs remain free from defect for a period of one (1) year following the date that the repairs pass City inspection. The City may retain the Developer's guarantee until the repairs have lasted through the warranty period, and may take action on the bond if necessary to properly complete the repairs. In the event, the Developer fails to correct any damages within thirty (30) days after written notice thereof, then said damages may be corrected by the City and all costs and charges billed to and paid by the Developer. The City shall also have any other remedies available to it as authorized by this Agreement. Any damages which occurred prior to the end of said one (1) year period, which are unrepaired at the termination of said period, shall remain the responsibility of the Developer.

REPAIR GUARANTEE:

The Developer agrees to hold the City harmless for a one (1) year period, commencing upon the date of completion and final inspection by the City of the public improvements constructed for this Development, from any and all claims, damages, or demands arising on account of the design and construction of public improvements of the Property shown on the approved plans and documents for this Development; and the Developer furthermore commits to make necessary repairs to said public improvements, to include, without limitation, all improvements contained in Exhibit "B" of this Agreement, roads, streets, fills, embankments, ditches, cross pans, sub-drains, culverts, walls and bridges within the right-of-way easements and other public properties, resulting from failures caused by design and/or construction defects. This agreement to hold the City harmless includes defects in materials and workmanship, as well as defects caused by or consisting of settling trenches, fills, or excavations.

Further, the Developer agrees that the City shall not be liable to the Developer during the warranty period, for any claim of damages resulting from negligence in exercising engineering techniques and due caution in the construction of cross drains, drives, structures or buildings, the changing of courses of streams and rivers, flooding from natural creeks and rivers, and any other

matter whatsoever on private property. Any and all monetary liability occurring under this paragraph shall be the liability of the Developer.

The obligations of the Developer pursuant to the "maintenance guarantee" and "repair guarantee" provisions set forth above may not be assigned or transferred to any other person or entity unless the warranted improvements are completed by, and a letter of acceptance of the warranted improvements is received from the City by, such other person or entity.

Unofficial Copy

Approved for use by Tremonton City Council Resolution No.20-42

EXHIBIT "B" CITY ENGINEER'S ESTIMATE FOR COST OF IMPROVEMENTS

Unofficial Copy

Approved for use by Tremonton City Council Resolution No.20-42

JONES & ASSOCIATES
Consulting Engineers

Initial Escrow Estimate

December 22, 2020

Mr. Steve Bench
Tremonton City
102 South Tremont Street
Tremonton, Utah 84337

RE: **Spring Acres Phase 7**

Steve,

I have completed a review of the Engineer's Cost Estimate for the above referenced subdivision and have made any changes to the estimate as necessary. There were signigicant changes to the unit prices in order to reflect the increasing cost of construction. The recommended escrow amounts are as follows.

Description	Estimated Cost of Improvements	Previous Amount Released	*Work Completed this Period*	**Current Amount Req'd in Escrow**
Culinary Water System	$16,844.00	$0.00	*$0.00*	**$16,844.00**
Sanitary Sewer System	$15,738.00	$0.00	*$0.00*	**$15,738.00**
Storm Drain System	$0.00	$0.00	*$0.00*	**$0.00**
Irrigation System	$11,210.00	$0.00	*$0.00*	**$11,210.00**
Landscaping	$0.00	$0.00	*$0.00*	**$0.00**
Streets	$42,367.50	$0.00	*$0.00*	**$42,367.50**
Sidewalk	$11,700.00	$0.00	*$0.00*	**$11,700.00**
Miscellaneous Items	$4,500.00	$0.00	*$0.00*	**$4,500.00**
10% Contingency	$10,235.95	$0.00	*$0.00*	**$10,235.95**
Totals	$112,595.45	$0.00	*$0.00*	**$112,595.45**

Prepaid Items	
Chip Seal and Fog Coat ($2.25/sy)	$2969.74
Street Lights ($1,500/ea)	$1500.00
Totals	$4469.74 ~~$0.00~~

Sincerely,

Chris L. Breinholt

Chris Breinholt, P.E.
Jones & Associates Engineering

1716 East 5600 South • South Ogden, Utah 84403 • (801) 476-9767 • Fax 476-9768

Unofficial copy

Approved for use by Tremonton City Council Resolution No.20-42

EXHIBIT "C" PLAT MAP

Unofficial Copy

Approved for use by Tremonton City Council Resolution No.20-42

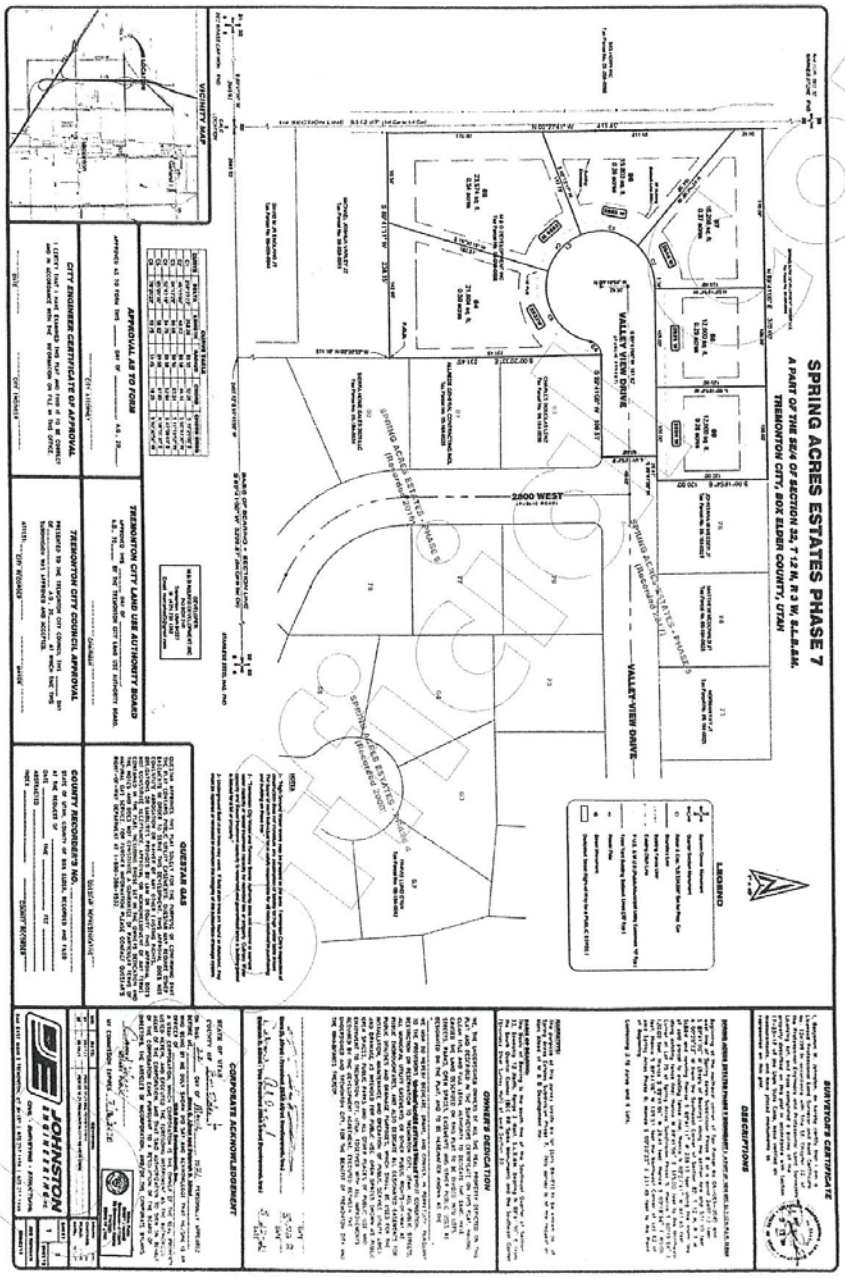

TREMONTON CITY

CITY COUNCIL MEETING

September 21, 2021

TITLE:	Discussion and consideration of adopting Resolution No. 20-40 accepting the Rivers Edge Annexation Petition for further consideration under Utah State annexation law. The annexation petition consists of 132.757 acres of real property located north of Main Street, generally between 950 East and State Road 13
FISCAL IMPACT:	Not applicable
PRESENTER:	Shawn Warnke, City Manager or Linsey Nessen, City Recorder

Rivers Edge Real Holdings, LLC; Karalynn Freeman; Betty Misrasi; Lyle Holmgren; and Bear River Canal Company have submitted an annexation petition. In total, these property owners are proposing to annex approximately 132.757 acres of property titled as Rivers Edge Annexation to Tremonton City. In accordance with the new Utah Code requirements, public notice was given to property owners within the proposed annexation area and property owners within 300' of the proposed annexation boundary prior to the City being in a position to accept the annexation petition.

It should be noted that the annexation petition lacks the signatures of all of the property owners contained within the boundary of the Rivers Edge Annexation. Although the proposed annexation petition meets the following state code annexation requirements: 1) located within Tremonton City's area proposed for annexation; 2) covers a majority of the private land area within the area proposed for annexation; and 3) is equal in value to at least one-third of the value of all the private real property within the area proposed for annexation.

By adopting the draft Resolution, the City Council will be accepting the annexation petition for further consideration under Utah State Annexation Law. Additionally, by adopting the drafting Resolution, the City Council will be directing the City staff to prepare a Pre-Annexation Agreement between Tremonton City and Rivers Edge Real Holdings, LLC that addresses infrastructure, items of public interest, and the goals and policies of the City previously adopted by Resolution or Ordinance and discussed with Rivers Edge Real Holdings, LLC

RIVERS EDGE
TREMONTON
MODERN COMFORTS ON THE AMERICAN FRONTIER.
riversedgetremonton.com

RIVERS EDGE
TREMONTON

RIVERS EDGE
TREMONTON

RIVERS EDGE
TREMONTON

RIVERS EDGE
TREMONTON

RIVERS EDGE
TREMONTON

RIVERS EDGE
TREMONTON

Development Overview

APARTMENTS

RIVERS EDGE
TREMONTON

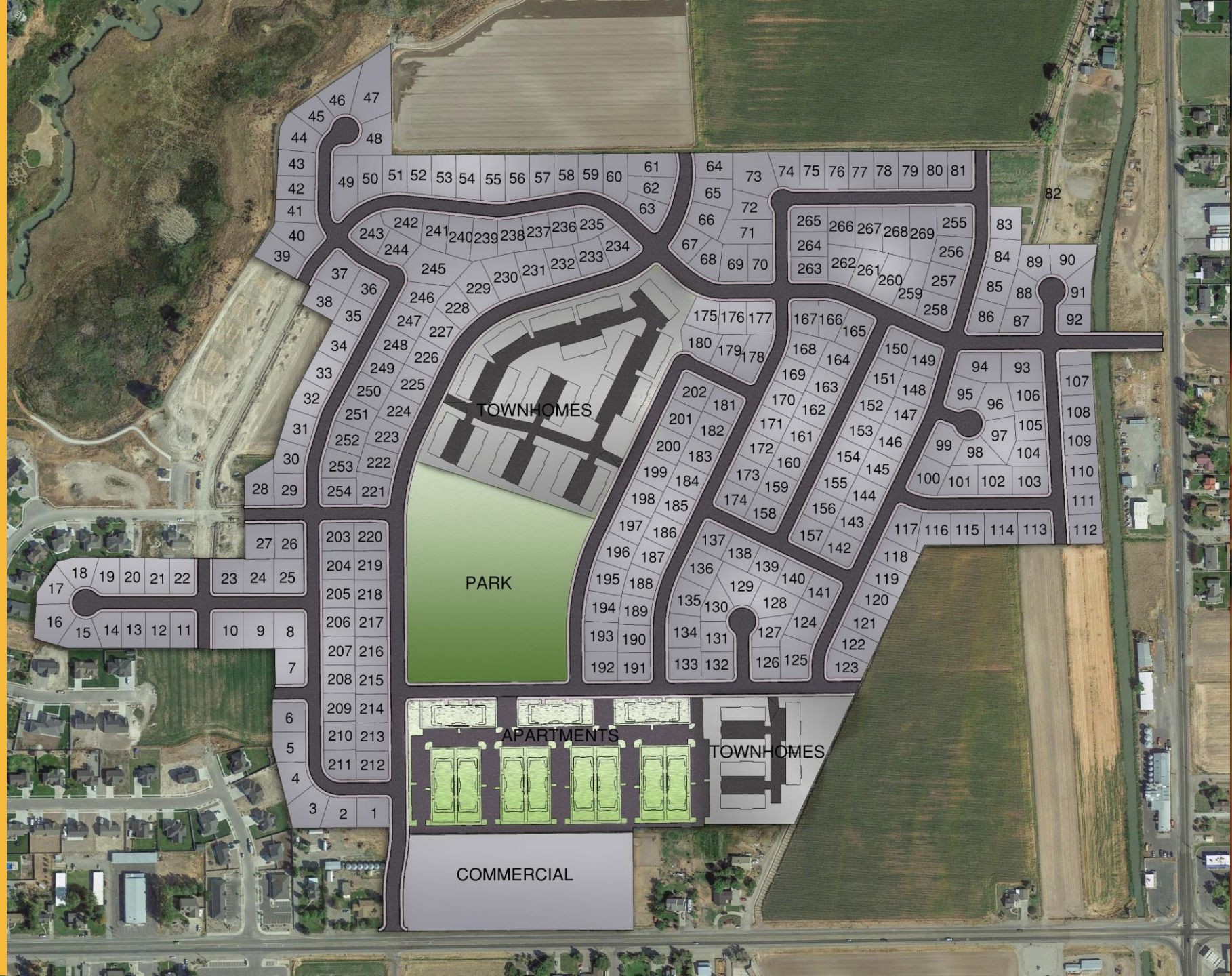

SINGLE FAMILY LOTS

RIVERS EDGE
TREMONTON

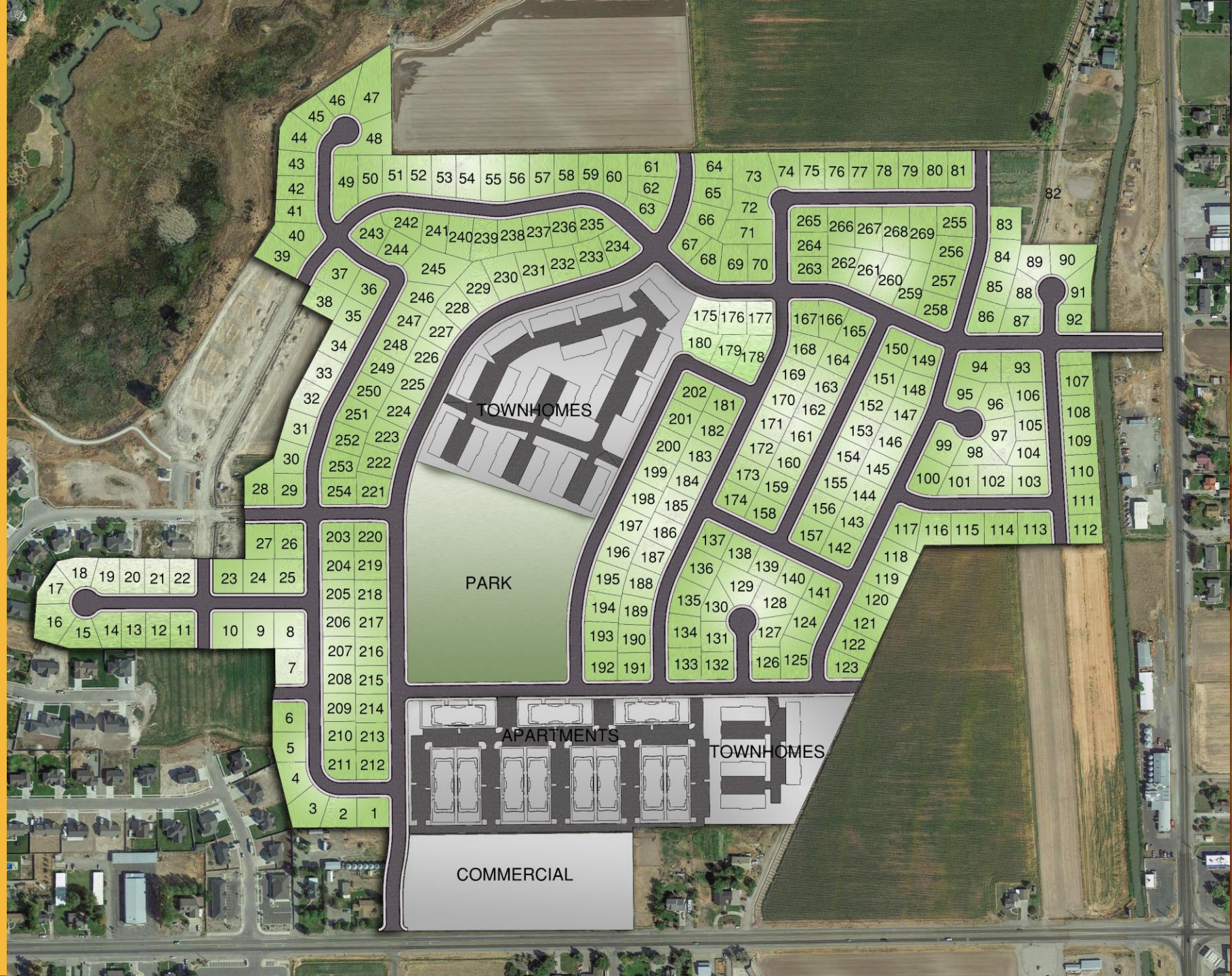

TOWNHOMES

RIVERS EDGE
TREMONTON

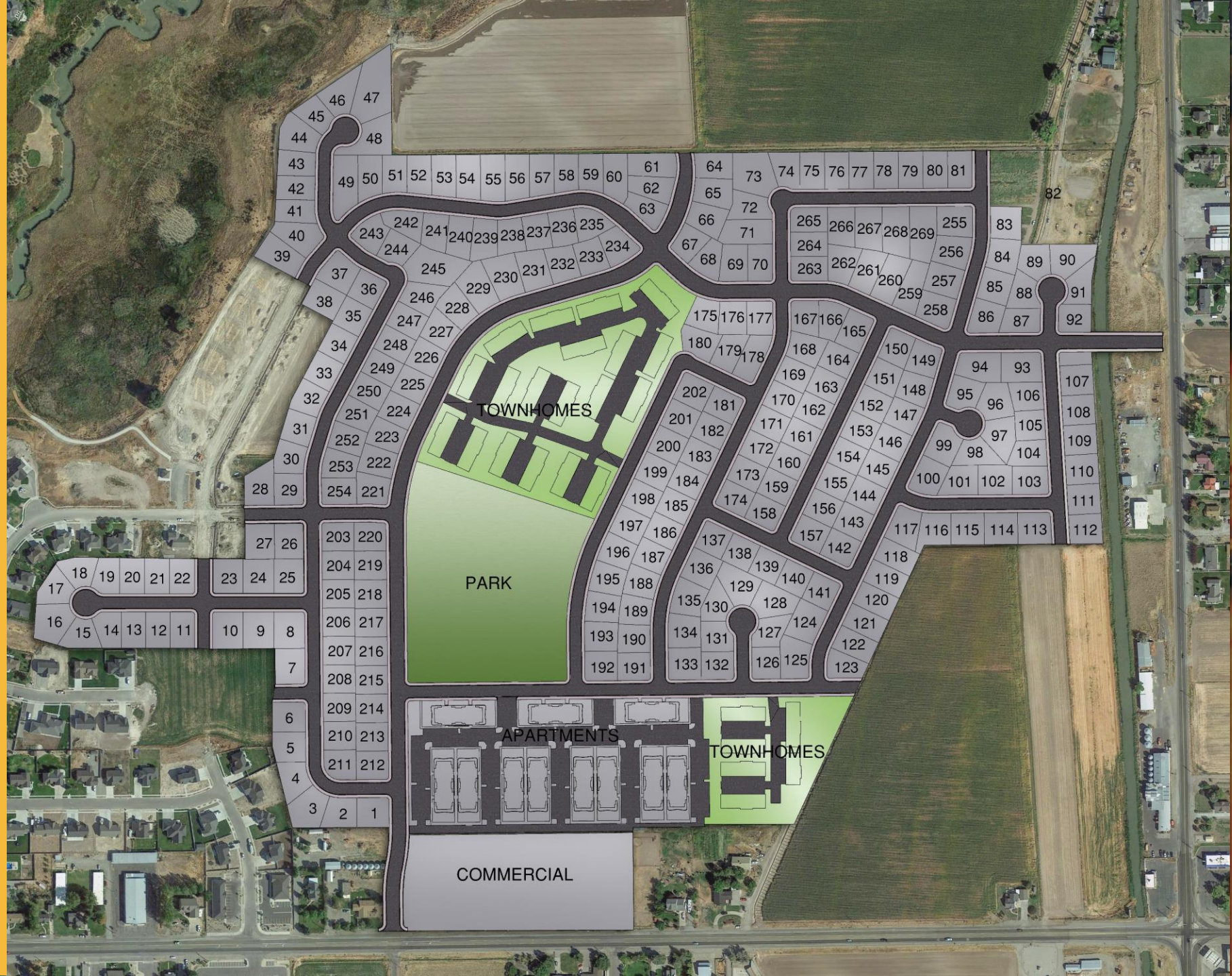

Below is a summary of the improvements that are associated with the Pre-Annexation Agreement that is being drafted. The City and Developer are working on finalizing the terms of this Pre-Annexation Agreement. Project Improvements are exactions. System Improvements are reimbursed through impact fees. Zoning & Density Improvments are done in consideration of the City granting higher densities within the project.

Table 1- Summary of Improvements Category of Improvement → Improvements ↓	Project Improvement	System Improvement	Zoning & Density Improvement	PID Dependent	Description of Improvement	Timing of Improvement
Stormwater Improvements						
Land for Regional Stormwater Basin		X			2.5 acres of real property dedicated to the City for a Regional Stormwater Basin	Unless otherwise waived by the City Council or City's Development Review Committee, the Developer agrees to convey the 2.5 acres of land for the Regional Stormwater Drain Basin concurrently with or within ninety (90) days from the City's annexation of the Property. With the dedication of land for the Regional Storm Drain Basin, the Developer shall also dedicate legal public access to the Regional Storm Drain Basin.
Water Shares for Regional Stormwater Basin			X		2.5 water shares of Bear River Canal Company dedicated to the City to irrigate the Regional Stormwater Basin	Developer agrees to convey and dedicate to the City 2.5 water share in the Bear River Canal Company for the irrigation of the Regional Stormwater Drain Basin concurrent with the dedication of the real property for the Regional Storm Drain Basin.
Stormwater Piping (Project Improvements)	X				Piping required to provide stormwater service to the Property be constructed and dedicated to the City	Depending upon the location of where Development Activities occur on the Property relative to the location of the Regional Stormwater Basin, the Developer may elect to construct temporary storm drain basins rather than incurring the cost to construct the stormwater piping to the location of the Regional Storm Drain Basin. Upon the Development Review Committee's recommendation, the Planning Commission may require the Developer, as a condition of approval, to construct the stormwater piping with the Developer's Development Activities to the Regional Stormwater Basin.
Stormwater Piping (System Improvements)		X			Upsizing of Stormwater Piping (Project Improvements) required to provide stormwater service beyond the boundaries of the Property	The Developer shall construct the Stormwater Piping (System Improvements) by upsizing the Stormwater Piping (Project Improvements), concurrently with the installation of their Project Improvements for Stormwater Piping, with each phase of Development Activities that is platted.
Park Space and Trail Improvements						
Land for Public Park Space			X		5.462 acres of real property dedicated to the City for a Public Park Space	Unless otherwise waived by the City Council or City's Development Review Committee, Developer agrees to convey and dedicate to the City approximately 5.462 acres of land for the Public Park Space concurrently with or within ninety (90) days from the date the City's annexes the Property.
Water Shares for Public Park Space			X		5.462 water shares of Bear River Canal Company dedicated to the City to irrigate the Public Park Space	Developer agrees to convey and dedicate to the City 5.462 water shares in the Bear River Canal Company to the City to irrigate the Public Park Space concurrent with the dedication of the real property for the Public Park Space.
Construction of Public Park Space Amenities and Regional Storm Drain Basin		X		X	The PID constructing a Public Park Space and Regional Storm Drain Basin which is open and accessible to the public	The City and Developer agree to request that the Public Park Space Amenities and Regional Strom Drain Basin commence within one year from the PID receiving funding or bond proceeds.
Private Recreation Amenities			X		Private recreation amenities, which shall consist of a clubhouse recreation room, swimming pool, and related amenities which owned and maintained by a Homeowners Association.	The clubhouse and related amenities shall be completed at fifty (50) percent of the Property being developed.
Trail Connections- From Public Park Space to Holmgren Nature Preserve Trailhead			X		Dedication of a sixty (60') foot right-of way to the City and the construction of an eight (8) foot sidewalk within the 60' right-of-way, from the Public Park Space within the Project to the Holmgren Nature Preserve's trailhead.	Developer agrees to construct the eight-foot (8') sidewalk when the sixty (60') road right-of-way, which contains the sidewalk/trail, is platted and dedicated to Tremonton City as a public street.
Trail Connections- From planned cul-de-sac in the northwest corner of the Development to the Holmgren Nature Preserve and Trail.			X		Dedication of real property to the City and construction of a twelve (12') foot concrete trail connection between the	The Developer shall convey real property for the trail connection and construct the twelve (12') concrete trail when the aforementioned cul-de-sac is platted and developed.
Road Improvements						
950 East Collector Road Dedication and Roadway Improvements	X				950 East Collector road constructed and dedicated to the City in accordance with City standards	The dedication and construction of the 950 East Collector Road shall occur no later than the completion of Development Activities within Phase 1 (as shown in Exhibit 2 –Proposed Master Plan).
Main Street Frontage Improvements	X				Main Street frontage improvements constructed and dedicated to the City in accordance with City and UDOT standards	frontage improvements to Main Street shall occur concurrently with Development Activities for Property with the Main Street frontage. The construction of the Main Street frontage improvements may be phased according to the Developer's Development Activities and constructed at a time

Below is a summary of the improvements that are associated with the Pre-Annexation Agreement that is being drafted. The City and Developer are working on finalizing the terms of this Pre-Annexation Agreement. Project Improvements are exactions. System Improvements are reimbursed through impact fees. Zoning & Density Improvments are done in consideration of the City granting higher densities within the project.

Table 1- Summary of Improvements Category of Improvement → Improvements ↓	Project Improvement	System Improvement	Zoning & Density Improvement	PID Dependent	Description of Improvement	Timing of Improvement
						when Developer's Development Activities reasonable necessitate the construction of the Main Street frontage improvements as determined by UDOT or the Planning Commission, upon the recommendation of the Development Review Committee.
450 North Collector Road Dedication and Roadway Improvements	X				450 East Collector road constructed and dedicated to the City in accordance with City standards	The dedication and construction of the 450 North Collector Road may be phased according to Developer's Development Activities, with construction occurring when Developer's Development Activities reasonably necessitate the construction of 450 North Collector Road. Upon the Development Review Committee's recommendation, the Planning Commission shall determine what constitutes Developer's Development Activities necessitating the construction of 450 North Collector Road. However, in all cases, the construction of 450 North Collector Road connecting to State Road 13 shall occur no later than the completion of Development Activities within Phase 3 (as shown in Exhibit 2 –Proposed Master Plan).
Enlarged Intersection at 950 East and 450 North.	X				Enlarged intersection being constructed and dedicated to the City in accordance with City standards	The dedication and construction of the enlarged intersection at 950 East and 450 North shall occur concurrently with the timing of the construction of the 950 East Collector Road and 450 North Collector Road.
1150 East Access			X		Private access through the commercial property that creates interconnectivity between Main Street, commercial area, and multi-family attached housing	Developer agrees that constructing the 1150 East access shall occur concurrently with the commencement of Development Activities within any of Phase 6 B, Phase 7, and Phase 8 (as shown at Exhibit 2 - Proposed Master Plan).
Public Park Space Parallel Parking and Frontage Improvements			X		Alternative road section to mitigate impacts of on-street parallel parking surrounding the Public Park Space impeding traffic. Frontage improvements around the Public Park Space, which may include but is not limited to curb, gutter, sidewalks (being constructed outside the right-of-way and on the park parcel), bulbouts for pedestrian crossings, storm drain piping and catch basins, and American Disabilities Act ramps at intersections	The dedication and construction of the Public Park Space Parallel Parking and Frontage Improvements shall occur concurrently with the timing of either the construction of Public Park Space Amenities and Regional Storm Drain Basin or the construction of the roads that have frontage on the Public Park, whichever shall occur first.
Secondary Water Improvements						
Secondary Water Pump Station Site & Utility Easements			X		Dedication of real property free and clear of any encumbrances located on the west side of the East Canal, directly adjacent to the East Canal, and directly adjacent to 450 North Collector Road for a secondary water pump station site along with dedicating utility easements for the entire right-of-way that comprise 950 East Collector Road and the 450 North Collector Road	Unless otherwise waived by the City Council, the Developer shall convey real property for the pump station, along with dedicating utility easements for the entire right-of-way that comprise 950 East Collector Road and the 450 North Collector Road to the City within ninety (90) days from the date the City annexes the Property.
Secondary Water Pump Station		X			The pumps station shall include all associated costs and improvements necessary and accustom to the construction of a pump station which includes but is not limited to install pumps, electiricty, SCADA, and other improvements necessary to pump water from the East Canal into a secondary water distribution system	Developer agrees to commence and be responsible for the construction of the pump station with Development Activities associated with Phase 1 of the Proposed Master Plan. The Developer shall complete the construction of the Secondary Water Pump Station and make it operable before the City issues a certificate of occupancy for a dwelling within Phase 1, of the Propsed Master Plan.
Secondary Water Distribution Lines (Project Improvements)	X				Developer agrees to construct and dedicate to the City Secondary Water Piping (Project Improvement) as a part of the subdivision improvement, which is necessary to provide secondary water to the Project and are roughly proportionate in both the nature and extent of the impacts resulting from the Property's Development Activity.	The Developer shall construct the Secondary Water Piping (Project Improvements) concurrent with each phase of Development Activities that is platted. Additionally, the Developer agrees to commence and be responsible for the construction of Secondary Water Piping (Project Improvements) and Secondary Water Piping (System Improvements) from the pump station site to the Phase 1, concurrent with the Development Activities in Phase 1 of the Proposed Master Plan, which is currently within the City incorporated limits. The Developer shall make the Secondary Water Pump Station, and Secondary Water Distribution Lines (Project Improvements and System Improvements) operable before the City issues a certificate of occupancy for a dwelling within Phase 1.

Below is a summary of the improvements that are associated with the Pre-Annexation Agreement that is being drafted. The City and Developer are working on finalizing the terms of this Pre-Annexation Agreement. Project Improvements are exactions. System Improvements are reimbursed through impact fees. Zoning & Density Improvments are done in consideration of the City granting higher densities within the project.

Table 1- Summary of Improvements Category of Improvement → Improvements ↓	Project Improvement	System Improvement	Zoning & Density Improvement	PID Dependent	Description of Improvement	Timing of Improvement
Secondary Water Distribution Lines (System Improvements)		X			Upsizing of the Secondary Water Distribution Lines (Project Improvements) required to provide service beyond the boundaries of the Property, City to reimburse incremental pipe and valve size increase and construction costs increase to upsize the secondary water pipe and valve.	The Developer shall construct the Secondary Water Distribution Lines (System Improvements) by upsizing the Secondary Water Distribution Lines (Project Improvements), concurrently with the installation of their Project Improvements for Secondary Water Distribution Lines with each phase of Development Activities that is platted. Additionally, the Developer agrees to commence and be responsible for the construction of Secondary Water Piping (Project Improvements) and Secondary Water Piping (System Improvements) from the pump station site to the Phase 1, concurrent with the Development Activities in Phase 1 of the Proposed Master Plan. The Developer shall make the Secondary Water Pump Station, and Secondary Water Distribution Lines (Project Improvements and System Improvements from the pump station to Phase 1) operable before the City issues a certificate of occupancy for a dwelling within Phase 1.
Bear River Water Canal Shares	X				Dedication of water shares to the City needed to provide secondary water for the Property's Development Activities in accordance with the City's Land Use Code 2.06.105	Developer shall dedicate to Tremonton City all shares concurrently with the approval of Development Activities for each particular final plat or site plan of the Project in accordance with Section 2.06.105 of the Tremonton City Land Use Code.
Culinary Water Improvements						
Looping of Water System	X				Development's water line be connected to the existing water mains at the following planned intersections Main Street and 950 East; 450 North and State Road 13; and the commercial access and Main Street in accordance with the City's Land Use Code 2.06.010	Developer agrees to construct the water mains within the Project to connect to the water mains on Main Street and State Road 13 when the Main Street and 950 East; 450 North and State Road 13intersections are constructed.
Architectural and Buffering Improvements						
Architectural and Design Elements for Multi-Family Attached, and Commercial			X		Multi-Family Attached housing and the Commercial, structures are to meet or exceed the architecture and design standards contained in this Agreement and formalized in the City's applicable Code.	The Developer agrees to record architectural and design standards within Covenants, Conditions, and Restrictions that are recorded in the Box Elder County Recorder's Office with the platting of each subdivision for multi-family attached housing and commercial development within the Project or before any of these multi-family housing or commercial phases are sold to a third-party.
Fencing and Buffering Requirements Adjacent to Existing Homes on Main Street	X		X		A landscape buffer with a minimum width of fifteen (15) feet, and install a privacy fence and plant a continuous row of trees spaced such that when the trees reach maturity that they will create a privacy screen between multi-family attached housing/commercial developments within the Property and the existing single-family homes on Main Street. The fencing is done as a Project Improvement, and the increased size of the landscape buffer is done as a Zoning & Density Improvement	The fencing and landscape buffers shall be installed when Development Activities occur on property that borders the existing homes along Main Street.
Fencing	X		X		The Developer agrees to construct a six (6') privacy (completely sight obscuring) along with their Development when the adjoining parcel is adjacent to the East Canal and an Agricultural Protection Area. The fencing along the East Canal is done as a Project Improvement, and the fencing adjoining Agricultural Protections Areas is done as a Zoning & Density Improvement	The fencing along the East Canal and Agricultural Protection Areas shall be installed when Development Activities occur on property that is adjacent to the East Canal and Agricultural Protection Areas.
City Signage						
City signage			X		Dedication of a sign easement along the frontage of the commercial property on Main Street.	The Developer agrees to record sign easement at the mutually agreed upon location in the Box Elder County Recorder's Office with the platting of development where the sign easement is located or before this property is sold to a third-party.

RESOLUTION NO. 21-40

A RESOLUTION OF TREMONTON CITY ACCEPTING THE RIVERS EDGE ANNEXATION PETITION FOR FURTHER CONSIDERATION UNDER UTAH STATE ANNEXATION LAW. THE ANNEXATION PETITION CONSISTS OF 132.757 ACRES OF REAL PROPERTY LOCATED NORTH OF MAIN STREET, GENERALLY BETWEEN 950 EAST AND STATE ROAD 13

WHEREAS, Rivers Edge Real Holdings, LLC; Karalynn Freeman; Betty Misrasi; Lyle Holmgren; and Bear River Canal Company; (hereafter "Petitioners") collectively are owners of land lying within Box Elder County, Utah, adjacent to or within proximity to the current Tremonton City Corporate Boundary; and

WHEREAS, in accordance with Utah Code 10-2-403(a), the Petitioners filed, with the Box Elder County Clerk, Tremonton City Recorder, and affected entities, a Notice of Intent to file an annexation petition including an accurate map of the proposed annexation area as contained in Exhibit "1"; and

WHEREAS, in accordance with Utah Code 10-2-403(b), the Box Elder County Clerk (the "County Clerk") provided the Notice of Intent to each owner of real property within the proposed annexation area and each owner of real property located within 300 feet of the proposed annexation area; and

WHEREAS, the County Clerk has provided Tremonton City (the "City") a copy of the Notice of Intent and certification of the Notice of Intent that was provided to the property owners within the proposed annexation area and within 300 feet of the proposed annexation area as contained in Exhibit "2"; and

WHEREAS, the Petitioners have filed a Petition for Annexation with the Tremonton City Recorder, as contained in Exhibit "3," to annex the 132.757 acres more or less of property more particularly titled as Rivers Edge Annexation to Tremonton City as depicted and described in Exhibit "4" into Tremonton City Corporate Boundary; and

WHEREAS, said Petition for Annexation contains the signature of the Petitioners but lacks the signatures of all of the property owners contained within the boundary of the Rivers Edge Annexation shown and legally described in Exhibit "4"; and

WHEREAS, as tabulated in Exhibit "5," the Petitioners' signatures on the Petition for Annexation meet the following state code annexation requirements: 1) located within Tremonton City's area proposed for annexation; 2) covers a majority of the private land area within the area proposed for annexation; and 3) is equal in value to at least one-third of the value of all the private real property within the area proposed for annexation; and

WHEREAS, Tremonton City Land Use Code Section 1.34.040, Approval Guidelines for annexations, identifies annexations as Legislative Decisions that are based upon what the City

Council determines to be within the public interest and consistent with goals and policies of the City; and

WHEREAS, Tremonton City Land Use Code Section 1.34.030, F. Zoning and Annexation Agreement Process, states that, if the City Council desires to have an Annexation Agreement, the City Attorney shall commence with the preparation of the Agreement.

NOW, THEREFORE, BE IT RESOLVED by the City Council of Tremonton City, Box Elder County, State of Utah, that the Rivers Edge Annexation Petition, attached hereto as Exhibit "3" and Exhibit "4" is hereby accepted for further consideration under Utah State Annexation Law and is hereby referred to the City Recorder for review pursuant to Section 10-2-405(2), Utah State Code Annotated, 1953, as amended.

ADDITIONALLY, BE IT RESOLVED by the City Council of Tremonton City, Box Elder County, State of Utah, that City staff is directed to prepare a Pre-Annexation Agreement between Tremonton City and Rivers Edge Real Holdings, LLC that addresses infrastructure, items of public interest, and the goals and policies of the City previously adopted by Resolution or Ordinance and discussed with Rivers Edge Real Holdings, LLC.

This Resolution shall become effective upon adoption. ADOPTED AND PASSED by the City Council this 21st day of September 2021.

TREMONTON CITY
A Utah Municipal Corporation

By _____
Roger Fridal, Mayor

ATTEST:

_____
Linsey Nessen, City Recorder

EXHIBIT "1"

NOTICE OF INTENT TO FILE ANNEXATION PETITION

The owners of certain real property shown and described at Exhibit A hereto (the "Property') intend to file a petition with Tremonton City to annex the Property into Tremonton City. This letter constitutes notice of the Property owners' intent to file the annexation petition.

Date of Notice: August 23, 2021
Date of Intended Petition: August 31, 2021
Petition Sponsor: Skyler Chambers

Attention: Your property may be affected by a proposed annexation.

Records show that you own property within an area that is intended to be included in a proposed annexation to Tremonton City or that is within 300 feet of that area. If your property is within the area proposed for annexation, you may be asked to sign a petition supporting the annexation. You may choose whether to sign the petition. By signing the petition, you indicate your support of the proposed annexation. If you sign the petition but later change your mind about supporting the annexation, you may withdraw your signature by submitting a signed, written withdrawal with the recorder or clerk of Tremonton City within 30 days after Tremonton City receives notice that the petition has been certified.

There will be no public election on the proposed annexation because Utah law does not provide for an annexation to be approved by voters at a public election. Signing or not signing the annexation petition is the method under Utah law for the owners of property within the area proposed for annexation to demonstrate their support of or opposition to the proposed annexation.

You may obtain more information on the proposed annexation by contacting Shawn Warnke at 102 S. Tremont St., Tremonton, Utah 84337, 435-257-9500, swarnke@tremontoncity.com, Chrisee Bennett at 1 South Main Street, Brigham City, Utah 84302, 435-734-3351, cbennett@boxeldercounty.org, or Skyler Chambers at 255 South Main Street, Suite 100, Logan, Utah 84321, 970-646-2424, skyler@skydevelopment.group. Once filed, the annexation petition will be available for inspection and copying at the office of Tremonton City located at 102 S. Tremont St., Tremonton, Utah 84337.

EXHIBIT A

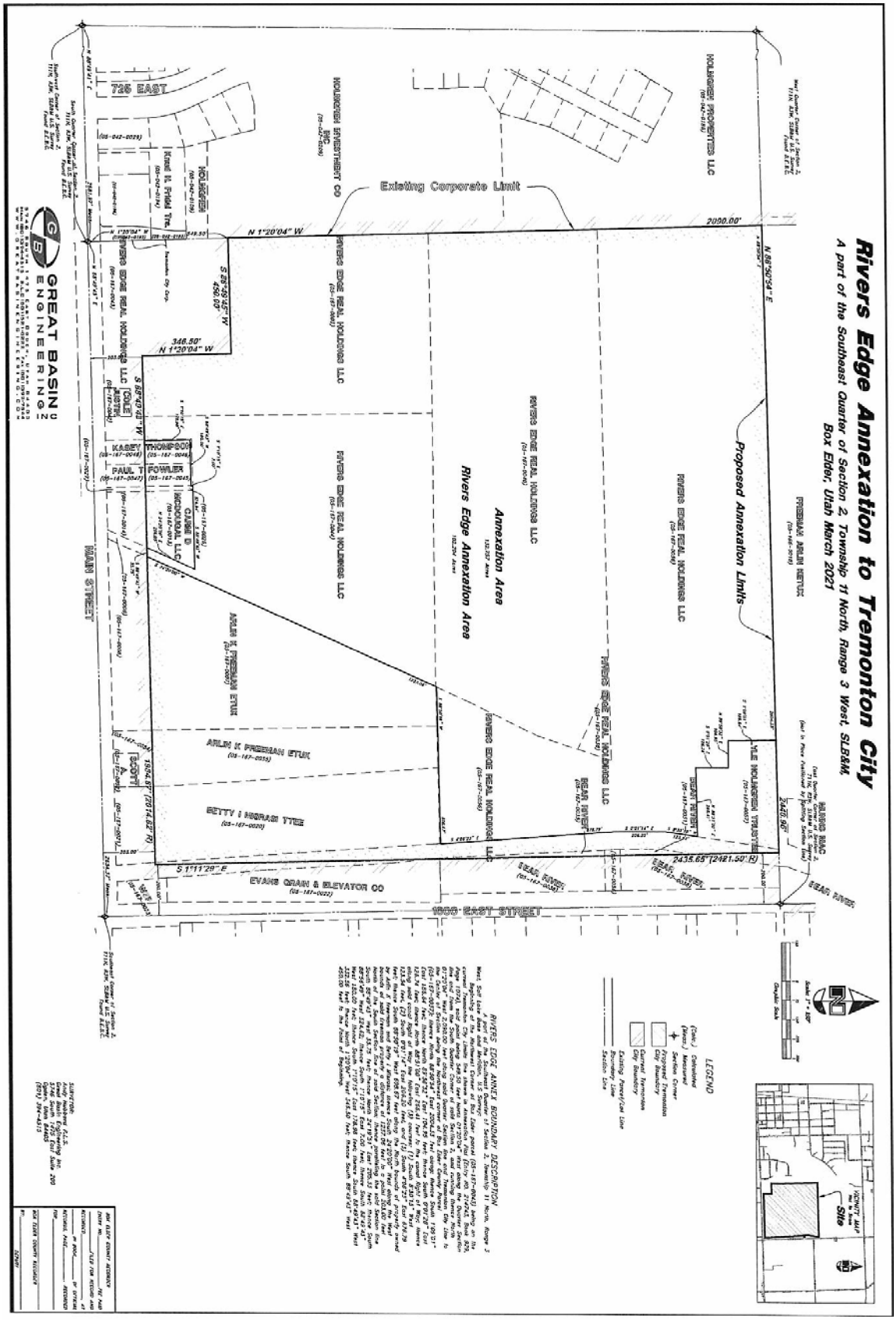
Rivers Edge Annexation to Tremonton City
A part of the Southeast Quarter of Section 2, Township 11 North, Range 3 West, SLB&M,
Box Elder, Utah March 2021
Existing Corporate Limit
Proposed Annexation Limits
Annexation Area
Rivers Edge Annexation Area
725 EAST
MAIN STREET
1800 EAST STREET
EVANS GRAIN & ELEVATOR CO
BETTY I HIGRASI TTEE
ARLIN K FREEMAN ETUX
PAUL T FOWLER
KASEY THOMPSON
CARMI D MCDOUGAL LLC
RIVERS EDGE REAL HOLDINGS LLC
HOLMGREN PROPERTIES LLC
HOLMGREN INVESTMENT CO INC
FREEMAN ARLIN KETUX
YLE HOLMGREN TRUSTEE
BEAR RIVER
N 1°20'04" W
2090.00'
346.50'
S 1°11'29" E
2435.65' (2421.50' R)
LEGEND
Site
GREAT BASIN ENGINEERING

EXHIBIT "2"

BOX ELDER COUNTY

CLERK'S OFFICE
Marla Young
Clerk

September 2, 2021

Dear Tremonton City,

Pursuant to Utah code 10-2-403 (B), this letter is to certify that the attached Notice of Intent to File Annexation Petition has been mailed to each owner of real property located within the area proposed to be annexed and each owner of real property located within 300 feet of the area proposed to be annexed. The mailings were sent on September 2, 2021.

Sincerely,

Marla R. Young
Box Elder County Clerk

RECEIVED
SEP 07 2021
TREMONTON CITY

01 South Main Street, Suite 10, Brigham City, Utah 84302 · (435) 734-3355 · www.boxeldercounty.org/clerk

PETITION FOR ANNEXATION

Recorder's Office – 102 South Tremont Street, Tremonton, UT 84337
Phone: 435-257-9506 – Fax: 435-257-9513 – www.tremontoncity.org

FEES:			
	Annexation Filing Fee	$300	Receipt #: 3.011505
	Annexation Deposit	$800	Date: Nov 6, 2020

Please submit the following with your application and applicable fees:

- County printout of property legal description
- An accurate and recordable plat map and one (1) regular-size (8 ½"x11") copy of each sheet of the annexation plat

*****Prior to submitting the petition and information to the City Recorder, the annexation plat should be reviewed by the Box Elder County Recorder's Office and County Surveyor and any changes should be made prior to the Annexation Plat being submitted. The review information from the County Recorder and Surveyor should accompany this petition*****

Name of Petitioner: Rivers Edge Real Holdings, LLC
(Please Print)

Address: 255 S Main St, Ste 100 Logan UT 84321
Street City State Zip

Phone: (970) 646-2424

Fax: _____ Email: skyler@skydevelopment.group

Parcel Identification Number(s): See back page

We the undersigned owners of certain real property, lying contiguous to the present municipal limits of Tremonton City, hereby submit this Petition for Annexation and respectfully represent the following:

1. That this petition is made pursuant to the requirements of Section 10-2-403, Utah Code Annotated, 1953, as amended (U.C.A.);

2. That the property subject to this petition is in an unincorporated area contiguous to the boundaries of Tremonton City and the annexation thereof will not leave or create an unincorporated island or peninsula;

3. That the signatures affixed hereto are those of the owners of private real property that:
   a. is located within the area proposed for annexation; and
   b. covers a majority of the private land area within the area proposed for annexation; and
   c. Covers 100% of the private land area within the area proposed for annexation, if the area is within:
      i. an agriculture protection area created under Title 17, Chapter 41, Agriculture and Industrial Protection Area; or
      ii. a migratory bird production area created under Title 23, Chapter 28, Migratory Bird Production Area (after July 1, 2010); or
      iii. is equal in value to at least 1/3 of the value of all private real property within the area proposed for annexation;
      iv. If all the real property within the area proposed for annexation is owned by a public entity, other than the federal government, the owner of all the publicly owned real property.

4. That the signers of this petition have been designated as sponsors, one of whom is designated as the "Contact Sponsor", with the mailing address of each sponsor being indicated . (Note: If the property is owned by an LLC or Corporation and only one person is signing the petition, submit a copy of the LLC/Corporation for review to ensure that the signer has authorization to represent the group.);

5. That this petition does not propose annexation of all or a part of an area proposed for annexation in a previously filed petition that has been denied, rejected, or granted;

6. That this petition does not propose annexation of an area that includes some or all of an area proposed to be incorporated in a request for a feasibility study under Section 10-2a-202-103 U.C.A. or a petition under Section 10-2a-302 U.C.A. if:
   a. the request for petition was filed before the filing of the annexation petition; and
   b. the request, a petition under Section 10-2a-208 based on that request, or a petition under Section 10-2a-302 is still pending on the date the annexation petition is filed;

7. The boundaries of an area proposed for annexation shall be drawn:
   a. if practicable and feasible, along the boundaries of existing local districts and special service districts for sewer, water and other services, along the

boundaries of school districts whose boundaries follow city boundaries or school districts adjacent to school districts whose boundaries follow city boundaries, and along the boundaries of other taxing entities;

b. to eliminate islands and peninsulas of territory that is not receiving municipal-type services;

c. to facilitate the consolidation of overlapping functions of local government;

d. if practicable and feasible, to promote the efficient delivery of services; and

e. if practicable and feasible, to encourage the equitable distribution of community resources and obligations.

8. That the property does not (does or does not) have any improvements on it; and

9. That the property (is or is not) in an Agriculture Protection Area is partially.

10. For tax purposes, address of property owners within the annexation will be given to the various utilities.

WHEREFORE, the Petitioners hereby request that this petition be considered by the governing body at its next regular meeting, or as soon thereafter as possible; that a resolution be adopted, as required by law, accepting this Petition for Annexation for further consideration; and that the governing body takes such steps as required by law to complete the annexation herein petitioned.

DATED this 7 Day of July, 2021.

Petitioner(s) Name(s) Signature as it/they appear(s) on County tax roles *CS - Contact Sponsor *S – Sponsor	**Address Telephone Number**
*CS: River's Edge Real Holdings LLC Robert S. Moore	255 S. Main Suite 100 Logan, Utah · 84321 801-543-9070
*S: Bear River Canal Company Trevor Nielson, GM	435-257-5975 275 N 1600 E Tremonton, UT 84337
*S: Lyle Holmgren	(435) 279-4400
	162 E David Dr Tremonton UT 84337
*S: Betty I Misrasi TTEE	435-230-0939
David Misrasi	416 W FACTORY GARLAND UT
*S Karalynn Freeman Karalyn Freeman	(801) 254 4415 84312 5934 W 12900 S Herriman UT 84096

RECORD OWNER	NO. OF ACRES	ASSESSED VALUE	TAX ID NO.

(Attach additional sheets if necessary)

Rivers Edge Annexation to Tremonton City

A part of the Southeast Quarter of Section 2, Township 11 North, Range 3 West, SLB&M, Box Elder, Utah
September 2021

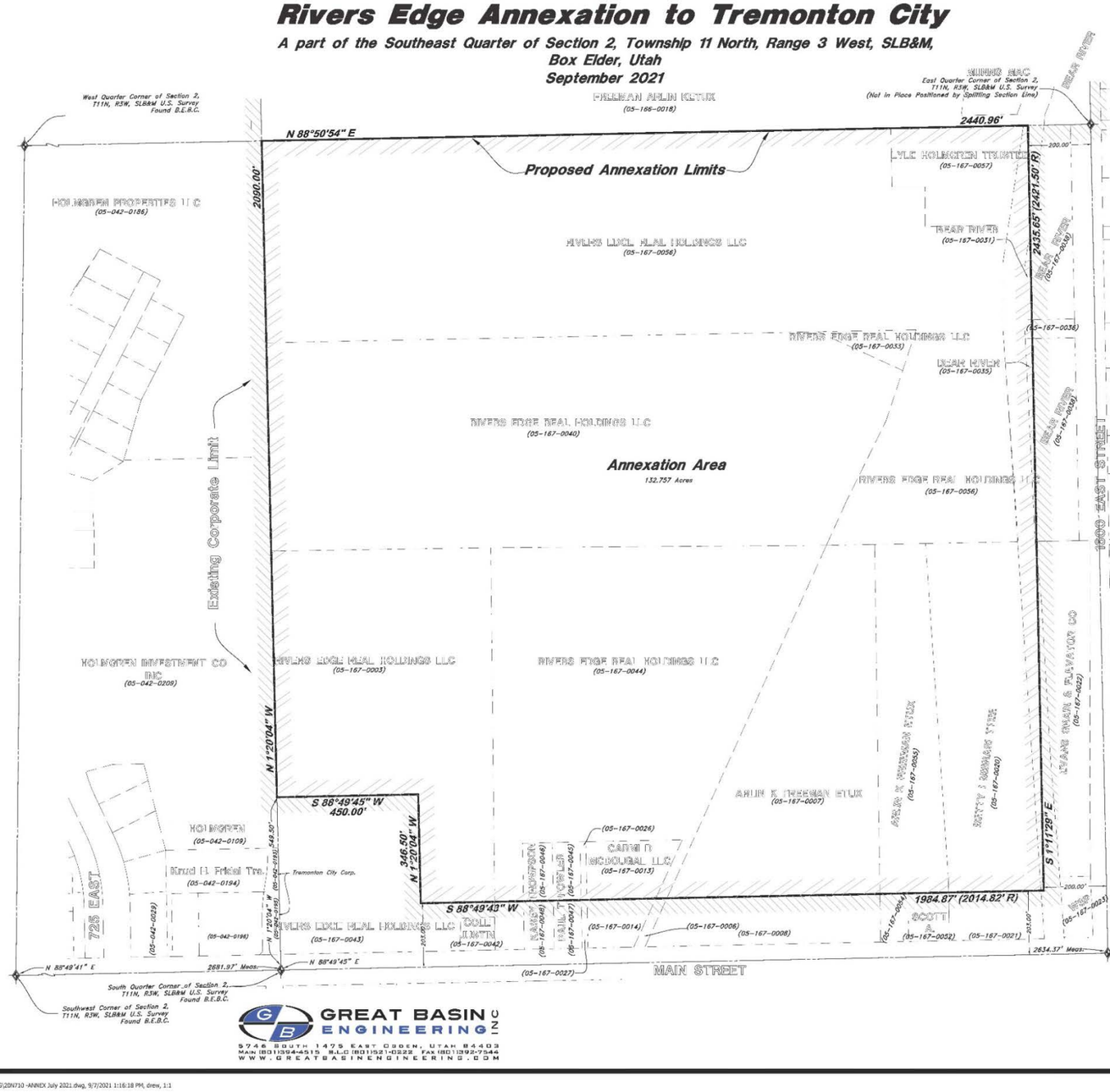

Scale: 1" = 150'

Graphic Scale

Parcel	Owner	Acres	%
05-167-0056	RIVERS EDGE	39.230	29.535
05-167-0036	RIVERS EDGE	0.032	0.024
05-167-0040	RIVERS EDGE	29.189	21.982
05-167-0033	RIVERS EDGE	0.503	0.379
05-154-0003	RIVERS EDGE	14.363	10.810
05-167-0044	RIVERS EDGE	18.653	14.202
05-167-0057	Holmgren	2.560	1.928
05-167-0007	Freeman	10.608	8.006
05-167-0055	Freeman	4.889	3.683
05-167-0020	Misrasi	7.471	5.627
05-167-0013	McDougal	1.120	0.844
05-167-0026	Fowler	0.077	0.058
05-167-0045	Fowler	0.378	0.284
05-167-0046	Thompson	0.401	0.302
05-167-0031	Bear River	0.198	0.083
05-167-0035	Bear River	0.199	0.150
N/A	Canal	2.777	2.092
Total Area		132.757	100.000

VICINITY MAP
Not to Scale
Site

LEGEND

(Calc.) Calculated
(Meas.) Measured
Section Corner
Proposed Tremonton City Boundary
Current Tremonton City Boundary
Existing Parcel/Lot Line
Boundary Line
Section Line

BOUNDARY DESCRIPTION

A part of the Soulheast Quarter of Section 2, Township 11 North, Range 3 West, Salt Lake Base and Meridian, U.S Survey:

Beginning at the Northwest Corner of Box Elder parcel (05-167-0043) being on the current Tremonton City Limits line shown in Annexation Plat (Entry NO. 214743, Book 929, Page 1074), said point being 548.50 feet North 01°20'04" West along the Quarter Section line and said Tremonton City Line, and running thence North 01°20'04" West 2,090.00 feet along said Quarter Section line and Tremonton City Line to the Center of Section being the Northwest corner of Box Elder County Parcel (05-167-0037); thence North 88°50'54" East 2,440.96 feet along the Quarter Section Line being the North line of said Parcel to the Tremonton City Limits Entry NO. 154385 Book 0767, Page 1153); thence South 01°11'29" East 2,435.65 feet; thence South 88°49'43" West 1,984.87 feet; thence North 01°20'04" West 346.50 feet; thence South 88°49'45" West 450.00 feet to the POINT OF BEGINNING.

Contains 132.757 Acres

ACCEPTANCE BY LEGISLATIVE BODY

This is to certify that we, the city council of Tremonton City, Box Elder County, Utah have received a petition signed by a majority of the owners and the owners of at least one third in value of real property shown, requesting that said areas be annexed to the city of Tremonton, Utah and that a copy of the ordinaces or resolution has been prepared for filing herewith in accordance with the provisions of Utah code annotated SEC. 10-2-501 BT. SEQ. and that we have examined and do hereby approve and accept the annexation of the areas as shown as a part of said city.

Witness my hand and official seal this _____ day of _____ ,2021

Approved: _____ Mayor

_____ City Recorder

SURVEYOR'S CERTIFICATE

I, Andy Hubbard, do hereby certify that I am a Professional Land Surveyor in the State of Utah, and that I hold Certificate No. 6242920 in accordance with Title 58, Chapter 22, of the Professional Engineers and Professional Land Surveyors Licensing Act and certify that this Rivers Edge Annexation to Tremonton City, Box Elder County, Utah is a true and correct representation of data compiled from a survey made by me from records on file at the office of the Box Elder County recorders and in accordance with Section 17-23-20 of the Utah State Code.

09/07/2021

6242920
License No.

Andy Hubbard

BOX ELDER COUNTY SURVEYOR

I hereby certify that the Box Elder County Surveyor's Office has reviewed this plat and all conditions for approval by this office have been satisfied. The approval of this plat by the Box Elder County Surveyor does not relieve the Licensed Land Surveyor who executed this plat from the responsibilities and or liabilities associated therewith.

Signed this day this_____ day of_____2021.

_____ Box Elder County Surveyor

BOX ELDER COUNTY RECORDER
ENTRY NO._____FEE PAID _____FILED FOR RECORD AND RECORDED_____, AT _____IN BOOK_____ OF OFFICIAL RECORDS, PAGE_____. RECORDED FOR _____
BOX ELDER COUNTY RECORDER
BY:_____ DEPUTY

GREAT BASIN ENGINEERING INC
5746 South 1475 East Ogden, Utah 84403
Main (801)394-4515 S.L.C (801)521-0222 Fax (801)392-7544
www.greatbasinengineering.com

SURVEYOR:
Andy Hubbard P.L.S.
Great Basin Engineering Inc.
5746 South 1475 East Suite 200
Ogden, Utah 84405
(801) 394-4515

dge\DWG\2EN710 -ANNEX July 2021.dwg, 9/7/2021 1:16:18 PM, drew, 1:1

BOUNDARY DESCRIPTION

A part of the Southeast Quarter of Section 2, Township 11 North, Range 3 West, Salt Lake Base and Meridian, U.S Survey:

Beginning at the Northwest Corner of Box Elder parcel (05–167–0043) being on the current Tremonton City Limits line shown in Annexation Plat (Entry NO. 214743, Book 929, Page 1074), said point being 549.50 feet North 01°20'04" West along the Quarter Section line and said Tremonton City Line, and running thence North 01°20'04" West 2,090.00 feet along said Quarter Section line and Tremonton City Line to the Center of Section being the Northwest corner of Box Elder County Parcel (05–167–0037); thence North 88°50'54" East 2,440.96 feet along the Quarter Section Line being the North line of said Parcel to the Tremonton City Limits Entry NO. 154385 Book 0767, Page 1153); thence South 01°11'29" East 2,435.65 feet; thence South 88°49'43" West 1,984.87 feet; thence North 01°20'04" West 346.50 feet; thence South 88°49'45" West 450.00 feet to the POINT OF BEGINNING.

Contains 132.757 Acres

EXHIBIT “5”

Parcel Number	Property Owner	Actual Value (2021)	% of Parcel Actual Value	Accessed Value	% of Parcel Accessed Value	Parcel Acreage	% of Parcel Acreage
Petitioners (signed annexation petition)							
05-167-0056	Rivers Edge Real Holdings LLC	$470,520	30%	$23,565	21%	39.21	29.5365%
05-167-0036	Rivers Edge Real Holdings LLC	$2,640	0%	$132	0%	0.032	0.0241%
05-157-0040	Rivers Edge Real Holdings LLC	$355,560	23%	$17,808	16%	29.189	21.9878%
05-167-0038	Rivers Edge Real Holdings LLC	$5,532	0%	$277	0%	0.503	0.3789%
05-167-0003	Rivers Edge Real Holdings LLC	$168,480	11%	$8,438	8%	14.363	10.8195%
05-167-0044	Rivers Edge Real Holdings LLC	$198,360	13%	$9,935	9%	18.853	14.2018%
05-167-0057	Holmgren Lyle	$30,720	2%	$1,539	1%	2.56	1.9284%
05-167-0007	Freeman Karalynn	$129,120	8%	$6,467	6%	10.628	8.0060%
05-167-0055	Freeman Karalynn	$58,800	4%	$2,945	3%	4.889	3.6828%
05-167-0020	Misrasi Betty	$89,760	6%	$4,495	4%	7.471	5.6278%
05-167-0031	Bear River Canal Company Inc	$6,960	0%	$0	0%	0.108	0.0814%
05-167-0035	Bear River Canal Company Inc	$8,664	1%	$0	0%	0.199	0.1499%
N/A	Canal		0%		0%	2.77	2.0866%
	Petitioner Totals	**$1,525,116**	**98%**	**$75,601**	**67.81%**	**130.775**	**98.5115%**
Non-Petitioners (did not sign annexation petition)							
05-167-0013	McDougal	$26,168	2%	$26,168	23.47%	1.12	0.84%
05-167-0026	Fowler	$840	0%	$840	0.75%	0.077	0.06%
05-167-0045	Fowler	$4,440	0%	$4,440	3.98%	0.378	0.28%
05-167-0046	Thompson	$4,440	0%	$4,440	3.98%	0.401	0.30%
	Non-Petitioner Totals	**$35,888**	**2%**	**$35,888**	**32.19%**	**1.976**	**1.49%**
	Annexation Totals	**$1,561,004**	**100%**	**$111,489**	**100.00%**	**132.751**	**100.00%**

TREMONTON CITY
CITY COUNCIL MEETING
September 21, 2021

TITLE:	Discussion and consideration of appointing Jordan Conrad to the Planning Commission
FISCAL IMPACT:	Not applicable
PRESENTER:	Councilmember Rohde or Steve Bench, Zoning Administrator

Prepared By:

Shawn Warnke
City Manager

RECOMMENDATIONS:

I move that the City Council appoints **Jordan Conrad** to replace Commissioner Ben Greener on the Planning Commission.

BACKGROUND:

There exist one vacancy on the Planning Commission, as noted below in more detail, the City Council has the authority to appoint a commissioner. Councilmember Rohde has approached an individual who has expressed a willingness to serve in place of Ben Greener

The Statutory Process for appointing a Planning Commissions is as follows:

Utah Code. Utah Code Annotated 10-9a-301(1) states that the municipality shall enact an ordinance establishing a planning commission and that the ordinance shall define (emphasis added):

- the number and terms of the members and, if the municipality chooses, alternate members;
- the mode of appointment;
- the procedures for filling vacancies and removal from office;
- the authority of the planning commission;
- subject to Subsection (1)(c), the rules of order and procedure for use by the planning commission in a public meeting; and
- other details relating to the organization and procedures of the planning commission.

Land Use Code. Tremonton City's Land Use Code Sections 1.04.010 and 1.04.015 states (emphasis added) that the Planning Commission shall consist of eight (8) Members, each to be appointed by the City Council. Members of said Commission shall reside within Tremonton City.

Attachments: None

TREMONTON CITY

CITY COUNCIL MEETING

SEPTEMBER 21, 2021

TITLE:	Discussion and consideration of adopting Resolution No. 21-41 appointing Marc Christensen as the Assistant City Manager Discussion and consideration of adopting Resolution No. 21-42 appointing Zach LeFevre to serve as the Parks and Recreation Director
FISCAL IMPACT:	In total, this increase in staffing would amount to a $95,000 increase.
PRESENTER:	Shawn Warnke, City Manager

WHO, WHAT, & WHY: For several years, Marc Christensen has served as a Community Services Director to provide the City Manager with administrative support in managing departments providing community services such as the Library, Senior Center, and Food Pantry, all while serving as the Parks & Recreation Director. This budget proposes to increase the administrative support with the creation of an Assistant City Manager position. In accordance with Section 3-925(1) (i) of the Tremonton City Revised Ordinances, the City Manager would propose the appointment of Marc Christensen to the position of the newly created Assistant City Manager. In this appointment to the Assistant City Manager position, Marc Christensen would no longer have any responsibilities as the Park & Recreation Director but would instead dedicate his efforts entirely in co-managing the City. As such, the position of the Park & Recreation Director would be vacated, and again in accordance with Section 3-925(1) (i) of the Tremonton City Revised Ordinance, the City Manager would propose that Zach LeFevre be appointed as the Parks & Recreation Director. Zach's position in the Parks & Recreation Department would be backfilled with an entry-level parks & recreation professional.

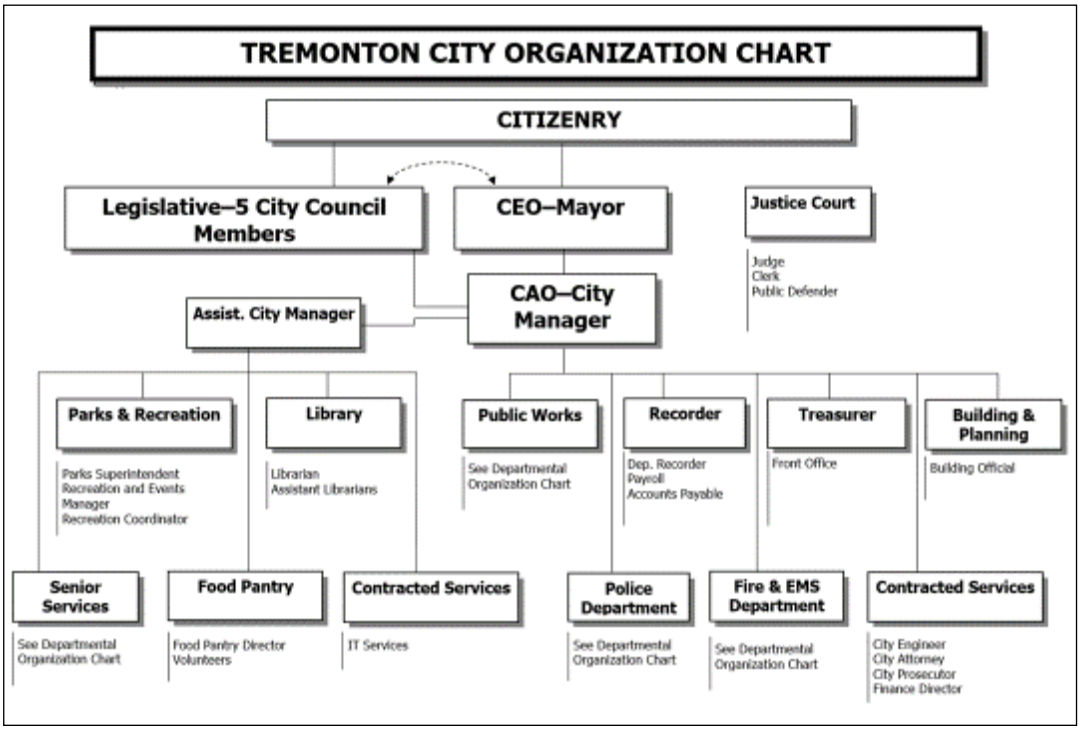

Attachments: Draft Resolution No. 21-41 and Draft Resolution No. 21-42

RESOLUTION NO. 21-41

A RESOLUTION OF TREMONTON CITY CORPORATION APPOINTING MARC CHRISTENSEN TO SERVE AS ASSISTANT CITY MANAGER

WHEREAS, Section 3-925. (1) (i) of the Revised Ordinances of Tremonton City, designates that the City Manager appoints, *with the advice and consent of the City Council*, a qualified person as the Assistant City Manager; and

WHEREAS, to aid in the City Manager appointing a qualified person to fill the position of Assistant City Manager, the City Council provided advice to the City Manager regarding this appointment; and

WHEREAS, Marc Christensen has excellent and progressive knowledge, skills, and abilities in management; and

WHEREAS, Marc Christensen has earned a Masters in Public Administration and has served as the Community Services Director for the past several years; and

WHEREAS, as the Community Services Director Marc Christensen has assisted the City Manager in many management projects, including coordinating the annual budget preparation; and

WHEREAS, Marc Christensen has demonstrated interpersonal and management skills necessary to fulfill the duties contained within the job description for the Assistant City Manager as contained in Exhibit "A"; and

WHEREAS, after much consideration, the City Manager, under the direction of the City Council, wishes to extend the position of Assistant City Manager to Marc Christensen.

NOW, THEREFORE, BE IT RESOLVED by the Tremonton City Council that the City Council enthusiastically consents to the City Manager's appointment of Marc Christensen as the Tremonton City Assistant City Manager.

Adopted and passed by the governing body of Tremonton City Corporation this 21st day of September 2021. Resolution to become effective upon adoption.

TREMONTON CITY
A Utah Municipal Corporation

By _____
Roger Fridal, Mayor

ATTEST:

_____
Linsey Nessen, City Recorder

EXHIBIT “A”

Job Description for the Assistant City Manager as of the adoption of this Resolution, which is subject to change in the future.

Tremonton City
Job Description

Job Title:	Assistant City Manager
Department:	City Administration
Location:	102 South Tremont Street, Tremonton Utah
Pay Level:	D-1
Physical Demands:	Category II – Light Work as per the Pre-Employment Evaluation Program

Employment Status	Employment Classification	Required Equipment
X Exempt	X Full-time	City Vehicle
Non Exempt	Part-time	X Cell Phone
Safety Sensitive	Part-time Recreation	Pager
On Call	Temporary/Emergency	Personal Protective Equip.
Public Safety	Firefighter/EMT	
Independent Contractor	X Benefits	
	Contract	

Job Summary

Under the direction of the City Manager, provides professional support and assistance to the City Manager, and performs a variety of professional, administrative, and managerial duties. Identifies, analyzes, proposes and implements solutions to operational problems. The Assistant City Manager may be assigned specific responsibilities in one or more functional areas of city government, including the supervision of Department Directors and other City personnel. The Assistant City Manager may act as City Manager in the City Manager's absence.

Supervision

Given: Various City Department Heads

Received: City Manager

Essential Duties

- Lead assigned City Departments by establishing vision, goals, objectives, and measurable outcomes.
- Plan, organize, coordinate, supervise and evaluate the work and activities of the Parks and Recreation Director, Senior Center Director, Library Director and Food Pantry Director.

- Work directly with Department Heads on day-to-day issues, special projects, and urgent problems to construct solutions and implement or improve programs.
- Manages contracted services for Tremonton City including the Information Technologies Services.
- Carries out the policies and programs established by the Council under the direction of the City Manager.
- Prepares and amends the annual budget (to be construed as a financial estimate only) under the direction of the City Manager and keeps the City Manager advised as to the financial condition and needs of the City.
- Participate in the preparation, coordination, and implementation of the City's strategic planning documents.
- Identify and procure funding through grant writing, State and Federal funds, and other opportunities to fund projects that benefit Tremonton City.
- Under the direction of the City Manager submits to the Council plans and programs relating to the development and needs of the City and reports concerning the financial, administrative, and operational activities of City offices, departments, agencies, boards and commissions together with his/her evaluation and recommendations relating to them.
- Attend various community meetings and serves as a City liaison for community groups.
- Work to establish effective and positive relationships with both appointed and elected officials of surrounding communities and seek to develop cooperative programs to benefit the residents of Tremonton City.
- Identify deficiencies within the Tremonton City organization, and work to eliminate deficiencies and create more efficiencies.
- Notifies the City Manager of any emergency existing in any department under his/her supervision.
- Advise City Manager on City issues including, but not limited to: personnel matters, relationships of elected officials, pending legislation, budget, agendas, resolutions and ordinances, and policies and procedures.
- Authorizes a Department Head or officer responsible to him/her to appoint and remove subordinates serving under that Department Head or officer.
- Assists in preparing the Ordinances and Resolutions for the City Council's consideration.
- Under the direction of the City Manager, assists the City Manager in fulfilling the powers and duties of the City Manager as contained in 3-925 of the Revised Ordinances.
- Serve as the acting City Manager in his/her absence.
- Other duties as assigned.

Knowledge, Skills & Abilities

Knowledge of:

- Management, supervision, planning, budgeting, accounting, governmental finance, and personnel principles and practices.

Skills in:

- Furnishing and obtaining information as well as requiring tact and judgment to avoid friction.
- Communicating with executives on matters requiring explanations and discussions.
- Presenting data to the outside public that may influence important decisions.

Ability to:

- Organize, establish, and delegate meaningful goals.
- Communicate effectively verbally and in writing.
- Balance multiple conflicting priorities and decisions that are subject to criticism and interpersonal conflict.
- Collect and rapidly assimilate facts.
- Concentrate and function effectively and independently under heavy workload demands in matters of serious financial or practical consequence or involving the welfare of lives and property.
- Represent the City with decorum in a manner that promotes public confidence in the City, its officials, and employees.
- Exhibit patience and empathy with persons holding hostile or opposing views.
- Maintain professional confidences.
- Constructively and creatively solve problems and resolve disputes.
- Understand and follow City ordinances and policies.

Physical Demands

- Typically sit at a desk or table.
- Frequent lifting of up to ten pounds and occasional lifting of up to 25 pounds.
- Occasional bending, stooping, and/or lifting.
- Considerable walking may be involved.
- Work for sustained periods of time maintaining concentrated attention to detail.
- Essential functions utilize abilities in talking, hearing, and seeing.
- Mental application utilizes memory for details, verbal instructions, emotional stability, and discriminating thinking.

Working Conditions

- Stressful, busy, and fast-paced.
- Extensive contact with people.
- Work is primarily performed in an office or other environmentally controlled room.

Education & Experience

- A high school diploma or equivalent is required.
- Five years directly related working experience including at least two years supervisory and municipal administration background.

- Bachelor's Degree in Public Administration, Business Management, Accounting or related field required. Master's Degree preferred.
- The City may consider any combination of education and experience that would likely provide the required knowledge, skills, and abilities.

Special Requirements

- Must have a valid Utah driver's license.
- Must live within Tremonton City incorporated limits.
- Successful completion of pre-employment drug screening is required.
- Successful completion of pre-employment physical is required.
- Successful completion of criminal background check is required.

The above statements are intended to describe the general nature and level of work being performed by the person(s) assigned to this job. They are not intended to be an exhaustive list of all duties, responsibilities, and skills required of personnel so classified. The approved class specifications are not intended to and do not infer or create any employment, compensation, or contract rights to any person or persons. This updated job description supersedes prior descriptions for the same position. Management reserves the right to add or change duties at any time. Tremonton City is an EEO/ADA employer.

RESOLUTION NO. 21-42

A RESOLUTION OF TREMONTON CITY CORPORATION APPOINTING ZACH LeFEVRE TO SERVE AS PARKS AND RECREATION DIRECTOR

WHEREAS, Section 3-925. (1) (i) of the Revised Ordinances of Tremonton City, designates that the City Manager appoints, *with the advice and consent of the City Council*, a qualified person as the Parks and Recreation Director; and

WHEREAS, to aid in the City Manager appointing a qualified person to fill the position of the Parks and Recreation Director, the City Council provided advice to the City Manager regarding this appointment; and

WHEREAS, Zach LeFevre has excellent and progressive knowledge, skills, and abilities in parks and recreation; and

WHEREAS, Zach LeFevre has demonstrated interpersonal and management skills necessary to fulfill the duties contained within the job description for the Parks and Recreation Director contained in Exhibit "A"; and

WHEREAS, after much consideration, the City Manager, under the direction of the City Council, wishes to extend the position of Parks and Recreation Director to Zach LeFevre.

NOW, THEREFORE, BE IT RESOLVED by the Tremonton City Council that the City Council enthusiastically consents to the City Manager's appointment of Zach LeFevre to serve as the Tremonton City Parks and Recreation Director.

Adopted and passed by the governing body of Tremonton City Corporation this 21st day of September 2021. Resolution to become effective upon adoption.

TREMONTON CITY
A Utah Municipal Corporation

By _____
Roger Fridal, Mayor

ATTEST:

_____
Linsey Nessen, City Recorder

EXHIBIT “A”

Job Description for the Parks and Recreation Director as of the adoption of this Resolution, which is subject to change in the future.

Tremonton City
Job Description

Job Title:	Parks and Recreation Director
Department:	Parks and Recreation
Location:	614 North 1000 West, Tremonton Utah
Pay Level:	C-1
Physical Demands:	Category II – Light Work as per the Pre-Employment Evaluation Program

Employment Status	Employment Classification	Required Equipment
X Exempt	X Full-time	X City Vehicle
Non Exempt	Part-time	X Cell Phone
Safety Sensitive	Part-time Recreation	Pager
On Call	Temporary/Emergency	Personal Protective Equip.
Public Safety	Firefighter/EMT	
Independent Contractor	X Benefits	
	Contract	

Job Summary

Manages and directs all City Parks and Recreation activities including all volunteer non-competitive sports programs for all ages and coordinates and schedules events.

Supervision

Given: Parks and Recreation Personnel

Received: City Manager

Essential Duties

- Performs all duties relating to City Recreation programs that use City, school, or other public or private properties.
- Coordinates and develops inter-local agreements with schools and County and governmental entities to maximize use of tax dollars.
- Oversees renting of facilities.
- Prepares and administers the Parks and Recreation and the Community Events budget and signs off on all purchase orders.
- Plans, organizes, and oversees community events including the July 24th City Days Celebration.
- Provides public relations, advertising, and announcements for all City programs.
- Shows sportsmanship in all programs and trains staff on the importance of good sportsmanship.

- Prevents liability and safety issues insuring against harm to individuals or property.
- Develops additional programs and better utilization of facilities.
- Oversees the preparation of the City's Parks and Trails Master Plan.
- Plans, designs, and reviews all park plans.
- Works closely with other City departments, the City Council, and Parks and Recreation departments from other jurisdictions.
- Performs post evaluations of programs and provides feedback to improve the programs in the future.
- Responds to public opinions and concerns.
- Stays current on the trends in the Parks and Recreation field.
- Makes recommendations as to the hiring, firing, advancement, promotion, or any other change of status of Department personnel.
- Handles grievances and disciplinary matters related to work assignments, interpersonal relationships, employee conduct, and general behavior in accordance with Tremonton City Personnel Policies and Procedure Manual.
- Evaluates and assures delivery of necessary training needed by the department.
- Supervises and monitors the maintenance of record keeping systems.
- Coordinates and conducts Department meetings.
- Plans and assigns work shift schedules.
- Insures timecards are submitted promptly and accurately.
- Orders equipment, supplies, and large budget expenditures.
- Directs the preparation and administration of departmental budgets and presents budget proposals to City management.
- Conducts program evaluations and formulates action to upgrade departmental efficiency and capability as needed.
- Other duties as assigned.

Knowledge, Skills & Abilities

Knowledge of:

- Management principals and budgeting.
- Rules and regulations of a variety of sports programs.

Skills in:

- Computer skills in a variety of areas including scheduling, Microsoft Office, and the Internet.
- Working with telephones, printers, copy machines, and fax machines.
- Networking and people skills.

Ability to:

- Work under pressure and avoid or handle confrontations in a professional manner.
- Communicate effectively verbally and in writing.
- Use diplomacy.
- Research and present data to the public and elected officials.
- Create obtainable goals.
- Constructively and creatively solve problems and resolve disputes.

- Represent the City with decorum in a manner which promotes public confidence in the City, its officials, and employees.
- Exhibit patience and empathy with persons holding hostile or opposing views.
- Maintain professional confidences.
- Understand and follow City ordinances and policies.

Physical Demands

- Typically sit at a desk or table.
- Frequent lifting of up to ten pounds and occasional lifting of up to 25 pounds.
- Occasional bending, stooping, and/or lifting.
- Considerable walking may be involved.
- Work for sustained periods of time maintaining concentrated attention to detail.
- Essential functions utilize abilities in talking, hearing, and seeing.
- Mental application utilizes memory for details, verbal instructions, emotional stability, and discriminating thinking.

Working Conditions

- Stressful, busy, and fast-paced.
- Extensive contact with people.
- Work is primarily performed in an office or other environmentally controlled room with occasional field work in supervising staff and programs.
- Some evening, weekend, and holiday work.

Education & Experience

- A high school diploma or equivalent is required.
- Four (4) years of experience in a related field.
- A Bachelor's degree in Public Administration, Business Administration, Parks and Recreation or a closely related field is preferred.
- The City may consider any combination of education and experience that would likely provide the required knowledge, skills, and abilities.

Special Requirements

- A one year probationary period is a prerequisite to this position.
- Must have a valid Utah driver's license.
- Successful completion of pre-employment drug screening is required.
- Successful completion of pre-employment physical is required.
- Successful completion of criminal background check is required.

The above statements are intended to describe the general nature and level of work being performed by the person(s) assigned to this job. They are not intended to be an exhaustive list of all duties, responsibilities, and skills required of personnel so classified. The approved class specifications are not intended to and do not infer or create any employment, compensation, or contract rights to any person or persons. This updated job description supersedes prior descriptions for the same position. Management reserves the right to add or change duties at any time. Tremonton City is an EEO/ADA employer.

TREMONTON CITY

CITY COUNCIL MEETING

September 21, 2021

TITLE:	Discussion and consideration of ratifying the timing of seasonal water rates for secondary and culinary water due to the early closure of the Bear River Canal System
FISCAL IMPACT:	Approximately $6,000 in base rates
PRESENTER:	Paul Fulgham, Public Works Director & Shawn Warnke, City Manager

As you know, the Bear River Canal Company has notified Tremonton City along with all other canal system shareholders that as of September 15th, 2021, that their allotted canal water from Bear Lake will be done for the year and that by September 30, 2021 that the canal system will be shut down for the year.

Paul Fulgham, Public Works Director, prepared a letter from the City Council notifying the residents who have secondary water that the system will be shut down early. Additionally, the letter states that because of shutting down the Secondary Water System early, the Tremonton City Mayor and City Council decided that the monthly base fee of $10.00, applied to all secondary water users and those that have secondary water available to their property, for the months of May, June, July, August, September, and October, will be waved for October 2021. Tremonton City will also be applying the winter culinary water rates also, thus allowing any secondary user to water their lawns, with culinary if need be, on the lower rate. This item is on the agenda to ratify the timing of the seasonal water rates for secondary and culinary water.

To: Tremonton City Residents that use the Tremonton City Secondary Water.

Secondary Water users, the Bear River Canal Company has notified Tremonton City along with all other canal system shareholders that as of September 15th, 2021, that their allotted canal water from Bear Lake will be at through for the year and that by September 30, 2021 that the canal system will be shut down for the year.

Because of this the Secondary Water System for Tremonton City residents will be shut-off for the season, we know fully that this is a month earlier than usual, but with the ongoing drought this is necessary to insure some water next irrigation season. Because the system will be shut-off the Tremonton City Mayor and City Council decided that they that the monthly base fee of $10.00, applied to all secondary water users and those that have secondary water available to their property, for the months of May, June, July, August, September and October, will be waved for October 2021. Tremonton City will also be applying the winter culinary water user rates also, thus allowing any secondary user to water their lawns, if need be, on the lower rate. ***Remember the two water systems, culinary and secondary cannot be connected to the same automatic sprinkler system, you would therefore need to sprinkle your lawn by a hose.***

Let's hope and pray for a wet fall and winter.

You can see from that attached map that our drought situation has improved since June 29th 2021. You can track drought conditions by logging onto: https://droughtmonitor.unl.edu/CurrentMap/StateDroughtMonitor.aspx?UT

Thank you for your effort's conservation efforts this past year.

Sincerely,

Roger Fridal,
Mayor, Tremonton City

Tremonton City Council
Lyle Holmgren
Bret Rohde
Lyle Vance
Connie Archibald
Rick Seamons

U.S. Drought Monitor
Utah

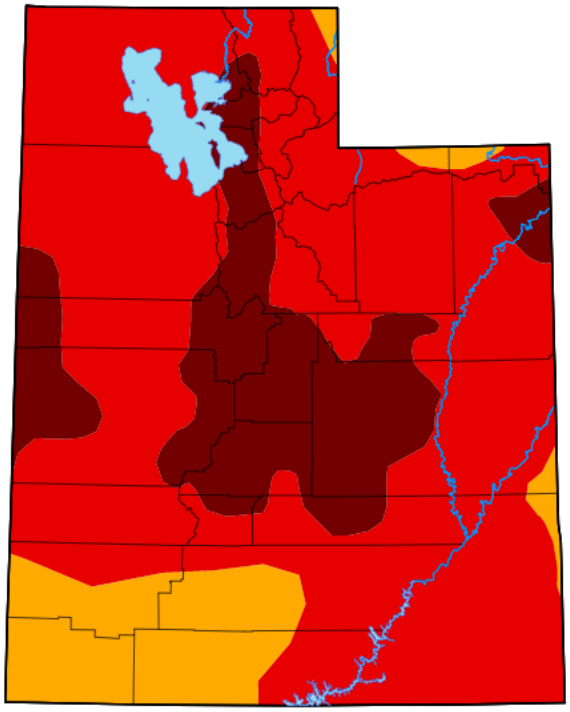

Map released: Thurs. September 9, 2021

Data valid: September 7, 2021 at 8 a.m. EDT

Intensity

- None
- D0 (Abnormally Dry)
- D1 (Moderate Drought)
- D2 (Severe Drought)
- D3 (Extreme Drought)
- D4 (Exceptional Drought)
- No Data

Authors

United States and Puerto Rico Author(s):
David Simeral, Western Regional Climate Center

Pacific Islands and Virgin Islands Author(s):
Richard Tinker, NOAA/NWS/NCEP/CPC

U.S. Drought Monitor

Utah

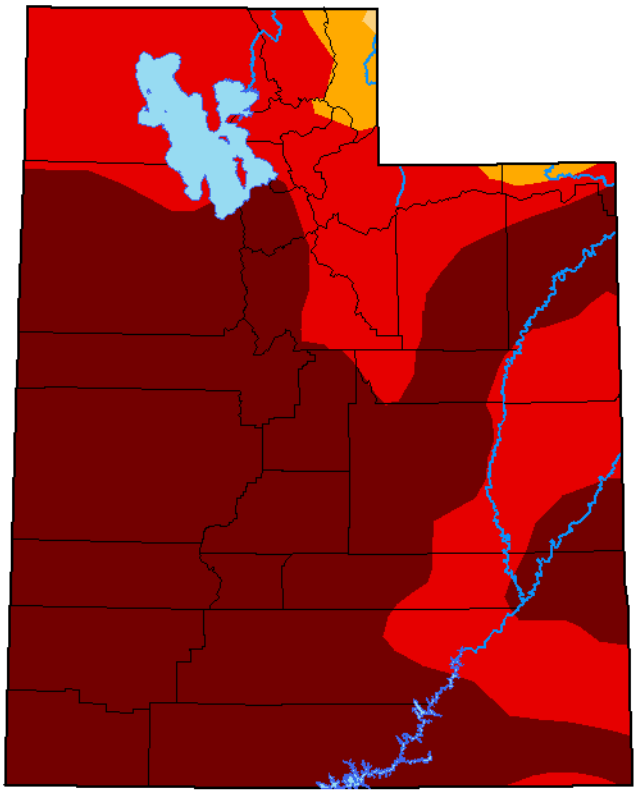

June 29, 2021

(Released Thursday, Jul. 1, 2021)

Valid 8 a.m. EDT

Drought Conditions (Percent Area)

	None	D0-D4	D1-D4	D2-D4	D3-D4	D4
Current	0.00	100.00	100.00	99.94	98.05	65.23
Last Week 06-22-2021	0.00	100.00	100.00	99.40	92.52	65.23
3 Months Ago 03-30-2021	0.00	100.00	99.82	97.04	90.20	57.20
Start of Calendar Year 12-29-2020	0.00	100.00	100.00	97.38	90.11	68.56
Start of Water Year 09-29-2020	0.00	100.00	99.62	93.20	87.26	12.80
One Year Ago 06-30-2020	3.96	96.04	81.89	47.99	1.21	0.00

Intensity:

- None
- D0 Abnormally Dry
- D1 Moderate Drought
- D2 Severe Drought
- D3 Extreme Drought
- D4 Exceptional Drought

The Drought Monitor focuses on broad-scale conditions. Local conditions may vary. For more information on the Drought Monitor, go to https://droughtmonitor.unl.edu/About.aspx

Author:

Deborah Bathke
National Drought Mitigation Center

TREMONTON CITY

CITY COUNCIL MEETING

September 21, 2021

TITLE:	Discussion and consideration of disposing of a Polaris four-wheeler. and a 1990 flatbed truck from the Parks Department.
FISCAL IMPACT:	Auctioned to the highest bidder
PRESENTER:	Marc Christensen

Prepared By:

Marc Christensen

RECOMMENDATION:

I move that the City Council approve the disposal of Polaris four-wheeler and a 1990 flatbed truck from the Parks Department.

BACKGROUND:

Four-Wheeler:
This 2008 Polaris 500 4-wheeler ATV has been the Parks Department's only working 4-wheeler for the past 13 years. We have used it to drag infields, plow snow, move soccer goals, and many other park projects. In 2018-19 we fixed some mechanical issues with the 4-wheeler to extend its life. We are now to the point where we would have to spend money to get the 4-wheeler to a reliable condition to plow snow this winter. It is the staff's recommendation to surplus this 4-wheeler and purchase a new one with already budgeted money.
We would surplus this 4-wheeler on a government auction website and sell it to the highest bidder as is.

1990 Chevy truck (Vehicle 63):
Vehicle 63 is a 1990 Chevy Truck. It was originally owned by the Fire Department, then passed down to the Public Works Department to plow snow, and then was handed down to the Parks Department. As a flatbed truck, it has been used mainly to haul pallets of chairs to events, and pallets of sod when needed. It was also used for a number of summers as the seasonal parks maintenance truck. Truck 63 has had significant mechanical issues arise in the past couple of months, and staff doesn't feel that it's worth putting the money into it to maintain and repair it.
We would surplus truck 63 on a government auction website and sell it to the highest bidder as is.

BACKGROUND:

Section 8-102-1 of the Tremonton City Revised Ordinances requires that the City Council be involved with the disposal of the City property with the purchase price in excess of $5,000 and typically has a present day value greater than $250.
If the City Council approves the disposal of this equipment, it will be taken off the City's Balance Sheet for General Fixed Asset; as such there will be an unnoticeable adjustment downwards of the Balance Sheet.

Attachments: Pictures of Truck 63, 4-wheeler

POLARIS

TREMONTON CITY

CITY COUNCIL MEETING

September 21, 2021

TITLE:	Discussion and consideration of authorizing the Parks Department to purchase a 2022 Polaris Sportsman 850 EPS 4-Wheeler at the State Bid price.
FISCAL IMPACT:	$8,654 – Money has been budgeted to 41-48-560 in the Vehicles Equipment Capital Projects Fund
PRESENTER:	Marc Christensen

Prepared By:

Marc Christensen
Community Services
Director

RECOMMENDATION:

I recommend that the City Council approve the Parks Department to make a purchase of a 2022 Polaris Sportsman 850 EPS 4-Wheeler at the State Bid price.

BACKGROUND:

- In the 2020-21 Tremonton City Budget, the City Council approved an appropriation of $10,000 in fund 41-48-560 for the purchase of a 4-wheeler for the Parks Department. This ATV will be used to work more efficiently in the parks and improve the maintenance and safety of the City's parks.
- This 4-wheeler will be replacing a 2008 Polaris that has been heavily used to groom fields, plow snow, and many other jobs around Tremonton City Parks.
- The Parks Department has researched many different ATVs including CanAm and Honda. It is our recommendation that we purchase the 2022 Polaris Sportsman 850 EPS 4-Wheeler at the State Bid price.
- Tremonton City Parks recommends purchasing this 4-wheeler from a local vendor, Golden Spike Powersports.
- The 2022 Polaris 4-Wheeler comes with a 6 month bumper to bumper warranty.

Attachments: Bid from Golden Spike Polaris Contract

Tremonton City
Mark
435-257-9486

+
H W C

Golden Spike Powersports
1352 W Main St PO Box 70
Tremonton UT 84337
435-257-5346

Buyer's Order

Date 09/09/2021
Order No.
Salesman Andrew Taylor

I hereby agree to purchase the following unit(s) from you under the terms and conditions specified. Delivery is to be made as soon as possible. It is agreed, however, that neither you nor the manufacturer will be liable for failure to make delivery.

Unit Information

New/U	Year	Make	Model	Serial No.	Stock No.	Dealer Retail Price
New	~~2021~~ 2022	Temporary M			TEMP	$0.00

2022 Polaris Sportsman 850 EPS MSRP $9,399

Options:

-6 month bumper to bumper warranty

Manufacturer Base Price	$0.00
Manufacturer Options (M)	$0.00
Manufacturer Sugg Ret Price	$0.00
Dealer Retail Price	$0.00
	($8,550.00)
Customer Price	$8,550.00
Freight	$0.00
Dealer Added Options (D)	$0.00
Customer Added Options	$0.00
Dealer Prep / Rigging Fee	$0.00
Trade Allowance	$0.00
Unit Subtotal	$8,550.00
Tire Fee	$4.00
Title/License/Registration Fees	$0.00
Document or Administration Fees	$100.00
Sales Tax	$0.00
Cash Price	$8,654.00
Payoff	$0.00
Net Sale (Cash Price - Net Trade)	$8,654.00
Credit Life Insurance	$0.00
Accident & Disability	$0.00
Sub Total (Net Sale + Other Charges)	$8,654.00
Cash Down Payment	$0.00
Amount to Pay/Finance	$8,654.00

Notes:

Trade Information

Monthly Payment of $0.00 For 0 Months at 0.00% Interest

NOTICE TO BUYER: (1) Do not sign this agreement before you read it or if it contains any blank spaces to be filled in. (2) You are entitled to a completely filled in copy of this agreement. (3) If you default in the performance of your obligations under this agreement, the vehicle may be repossessed and you may be subject to suit and liability for the unpaid indebtedness evidenced by this agreement.
TRADE-IN NOTICE: Customer respresents that all trade in units described above are free of all liens and encumbrances except as noted.
*With Approved Credit. Interest rates and monthly payment are approximate and may vary from those determined by the lendor.

Customer Signature _____ Dealer Signature _____

Thank You for Your Business!

TREMONTON CITY
CITY COUNCIL MEETING
September 21, 2021

TITLE:	Review of Calendar and Review of Past Assignments
FISCAL IMPACT:	Not applicable
PRESENTER:	Shawn Warnke, City Manager or Linsey Nessen, City Recorder

September 29 - October 1, 2021, Utah League of Cities and Towns Annual Convention, at the Salt Palace Convention Center, Salt Lake City. Linsey Nessen, the City Recorder, has made all the arrangements, and your registration and per diem check will be distributed to you at the September 21, 2021, City Council meeting.

October 5, 2021, City Council Meeting. The October 5, 2021, City Council meeting is canceled as new audio and visual equipment is being installed in the City Council Chambers from October 5 – October 8, 2021.

Weber County to Box Elder County Corridor Preservation

Project Update - August 2021

The Brigham City Transit Corridor Study was completed in 2007. The study examined options for a transit link between Ogden and Brigham. The report concluded that commuter rail was the best mode to connect the two communities. Just after the corridor study was completed, Box Elder County passed a sales tax to support the development of the extension of commuter rail to Box Elder County. The Regional Transportation Plan identifies the need to preserve right of way for this future project. For the past two and a half years, Utah Transit Authority (UTA) has been working to advance corridor preservation efforts.

Property Acquisition Status

13
Properties Owned by UTA

0
Property in Closing

6
Properties in Negotiations

4
Properties in Appraisal/ Environ. Review

UTA

Project Overview

- UTA is acquiring a 50-foot right of way adjacent to Union Pacific from willing sellers
- The project corridor extends from 12th Street in Ogden to Forest Street in Brigham City
- Box Elder County's 2nd quarter sales tax is dedicated to this project
- Weber County awarded Ogden and UTA $3M for corridor preservation
- UTA has a surveyor on the project team to complete right of way work, including preparing deeds for acquisitions

Utah Idaho Central Railroad Corridor

- The Utah Idaho Central (UIC) Railroad corridor is an abandoned right of way which formerly provide train service between Ogden, Brigham City, Logan, and Idaho
- The UIC runs directly adjacent to Union Pacific's main line for about 2.75 miles (north of the Box Elder County line)
- UTA purchased of this portion of the UIC from UDOT

Weber County to Box Elder County Corridor Preservation

Project Update - August 2021

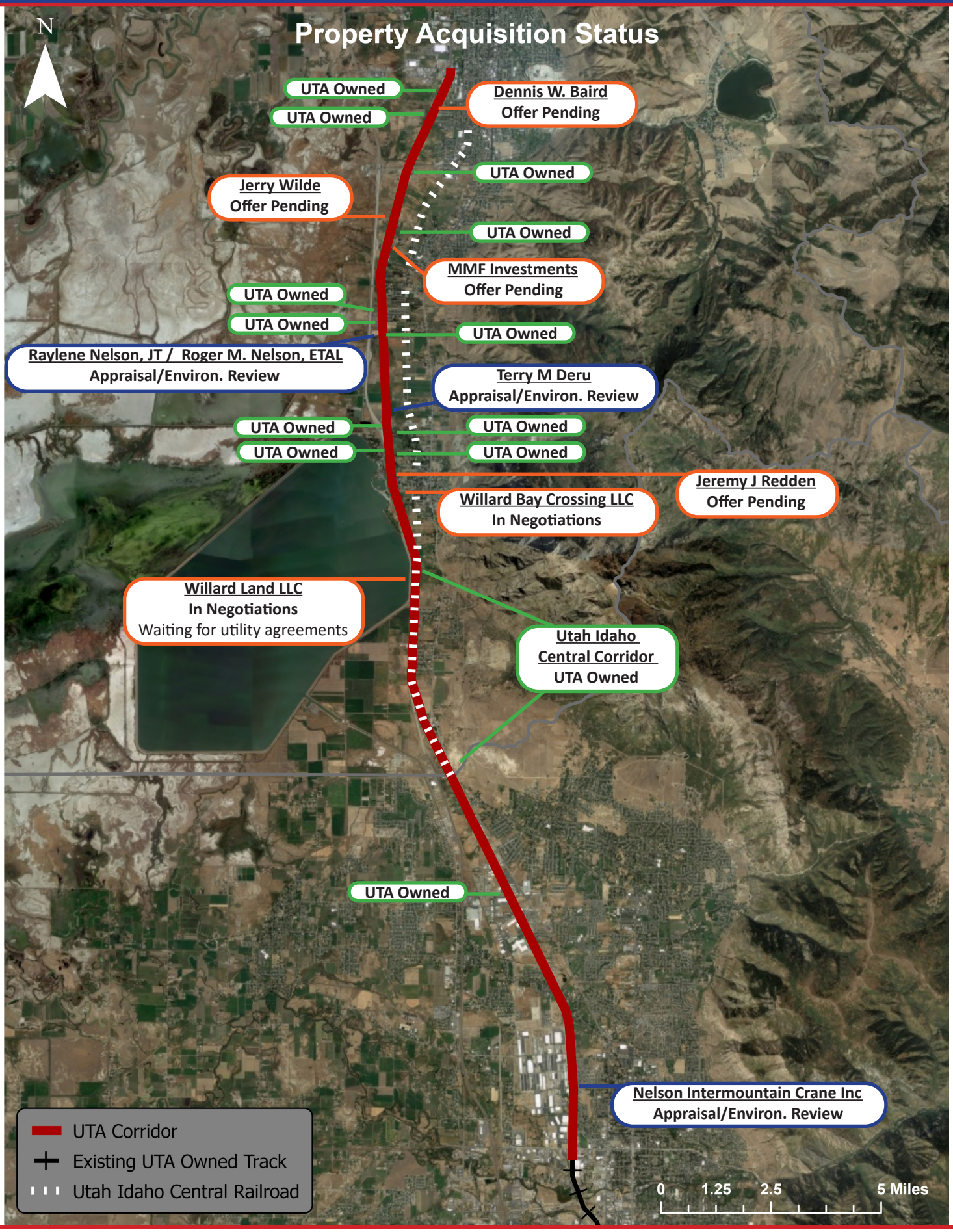

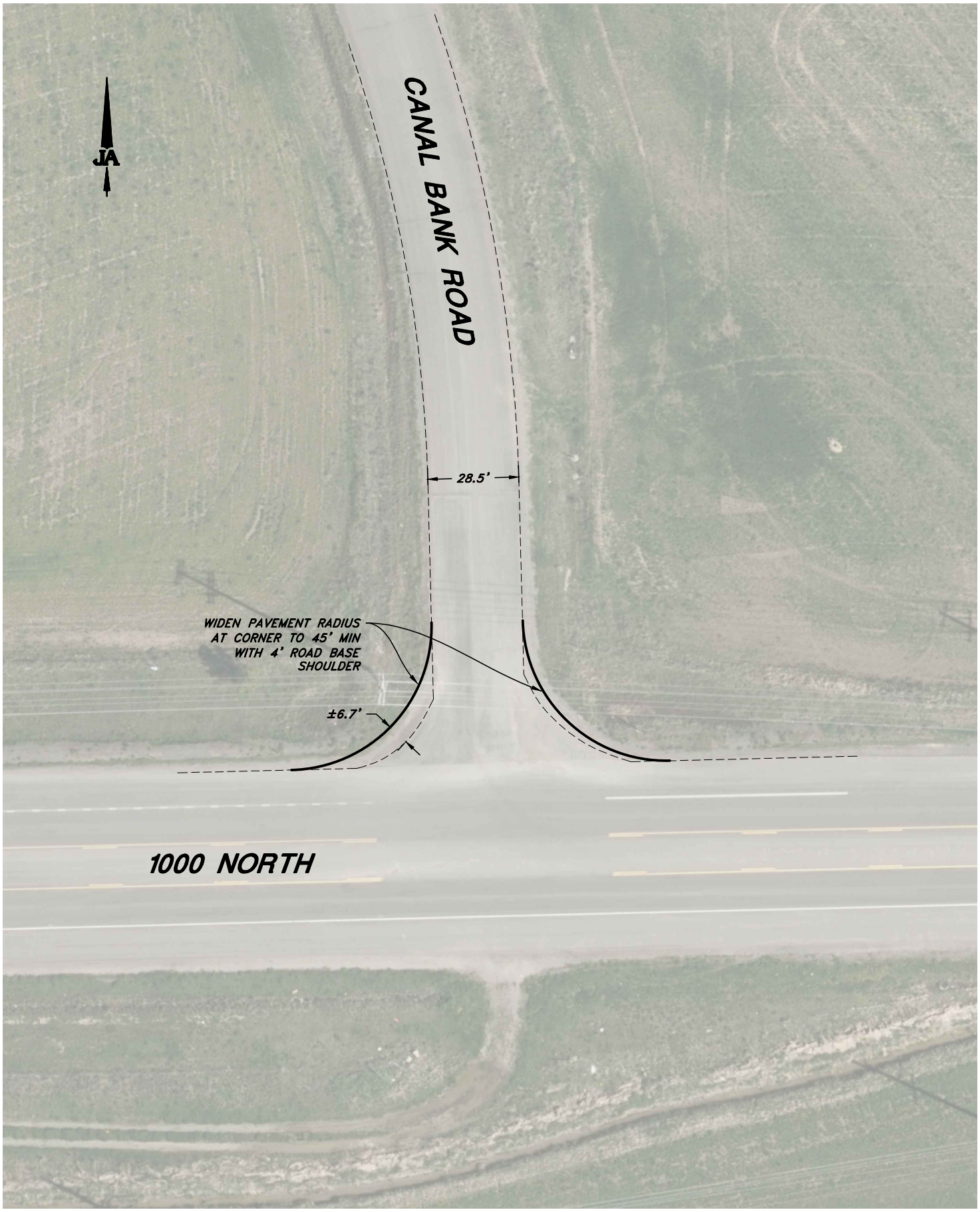

JONES & ASSOCIATES
CONSULTING ENGINEERS
6080 Fashion Point Drive South Ogden, Utah 84403
(801) 476-9767 www.jonescivil.com

TREMONTON CITY

HANCOCK TRUCKING

CANAL BANK RD. INTERSECTION

SHEET: 1 OF 1 SHEETS