

COVID-19 Vaccination Update



Logan Hyder, MPH

Board of Health

May 11, 2021

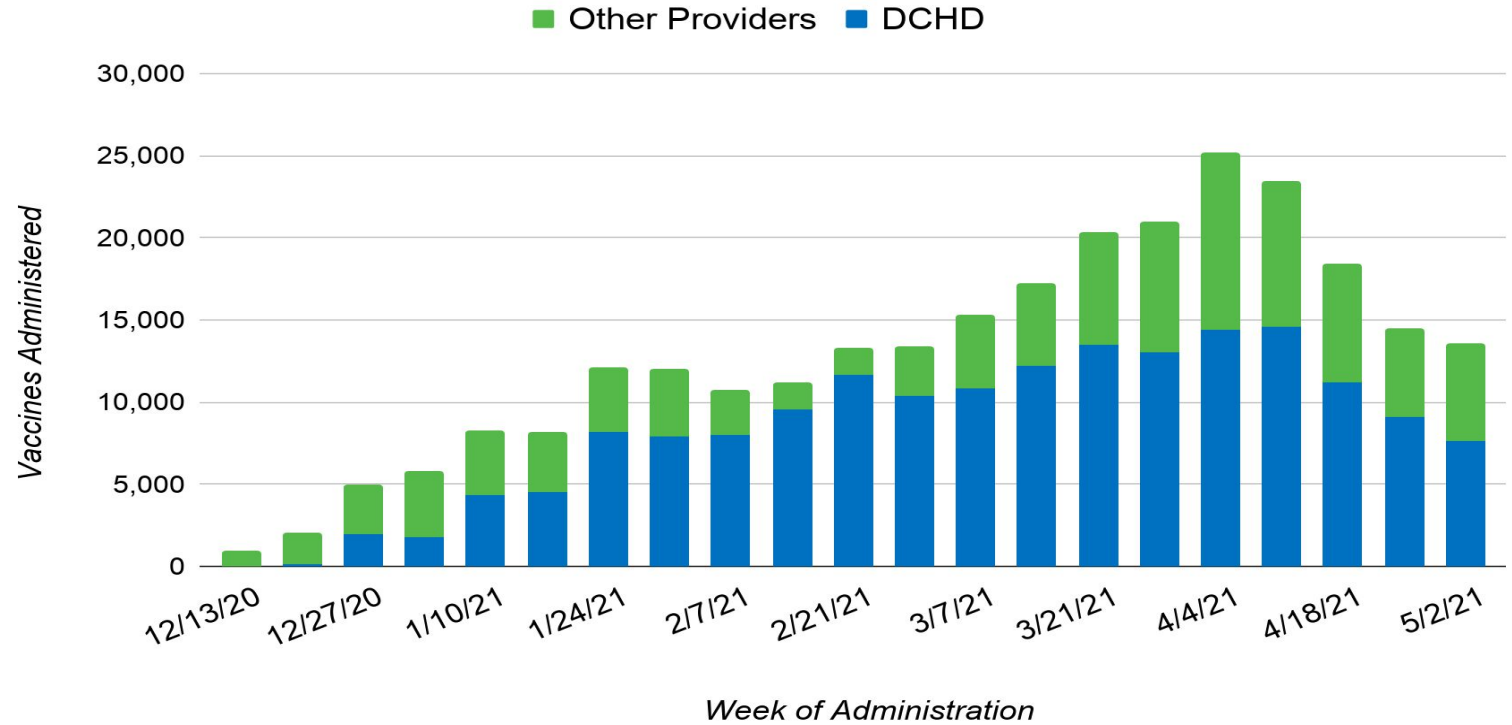


Healthy Choices. Healthy People. Healthy Communities.

Vaccination Effort: Overview

- 202,505 vaccines administered at **DCHD clinics** to date
 - 107,568 first doses
 - 94,937 second doses
- 99,140 vaccines administered by **Other Providers** to date
 - 61,022 first doses
 - 38,118 second doses

Total COVID-19 Vaccines Given to County Residents by Week and Provider Type



Vaccine Eligibility & Types

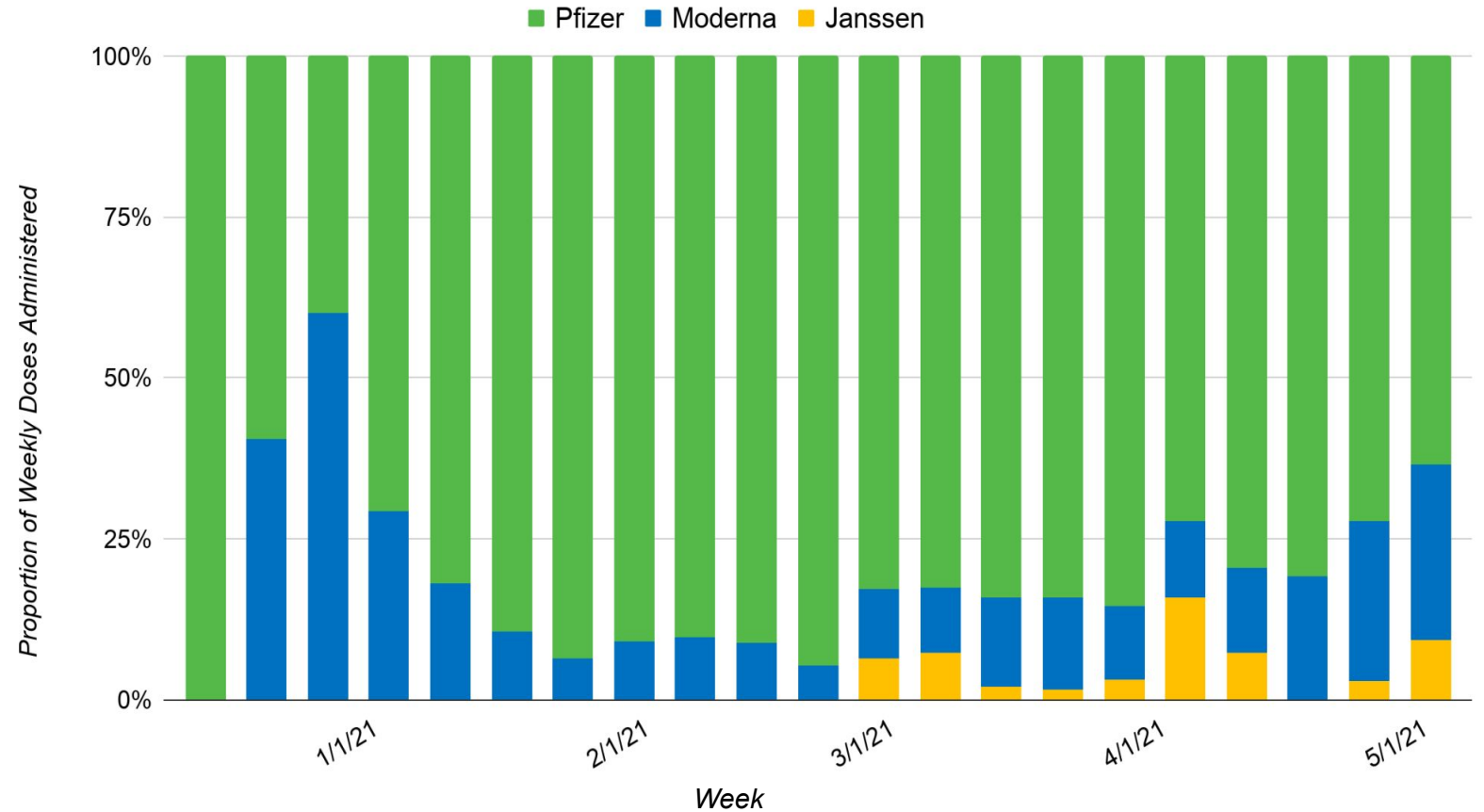
Who is eligible in Utah?

- Anyone age 16 or older (*12+ soon*)
- Removed 90-day waiting period post-infection
- “Choose-your-provider” removes county residency requirement

What’s available?

- Pfizer (2 dose)
 - 21 days between doses
 - Ages 16+ (*ages 12-15 coming soon*)
 - Specialized freezer contributed to DCHD’s supply being mostly Pfizer
- Moderna (2 dose)
 - 28 days between doses
 - Ages 18+
- Janssen (1 dose)
 - Ages 18+
 - Pause lifted 4/26
 - Limited supply thus far

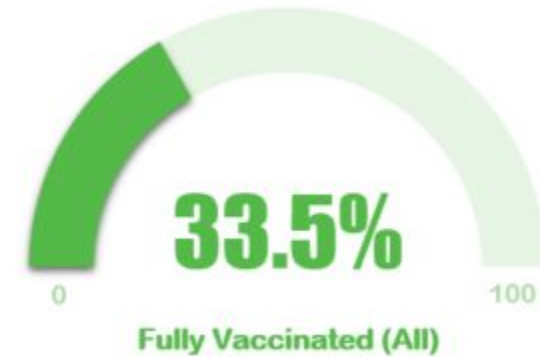
COVID-19 First Doses Administered to County Population by Week and Type, All Providers



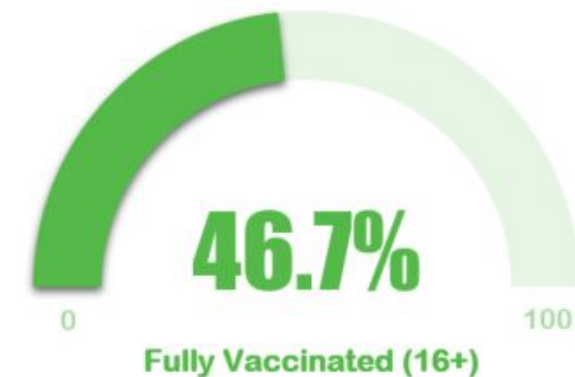
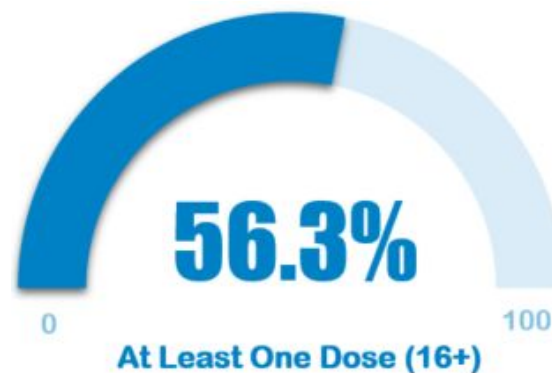
Vaccine Coverage: Overview

- **143,732 (40.4%)** Davis County residents have received at least one dose of COVID-19 vaccine
 - For reference, 42.4% of all Utahns have at least one dose
- **119,091 (33.5%)** Davis County residents are fully vaccinated against COVID-19
 - For reference, 32.9% of all Utahns are fully vaccinated

Percent of *Total* County Population...

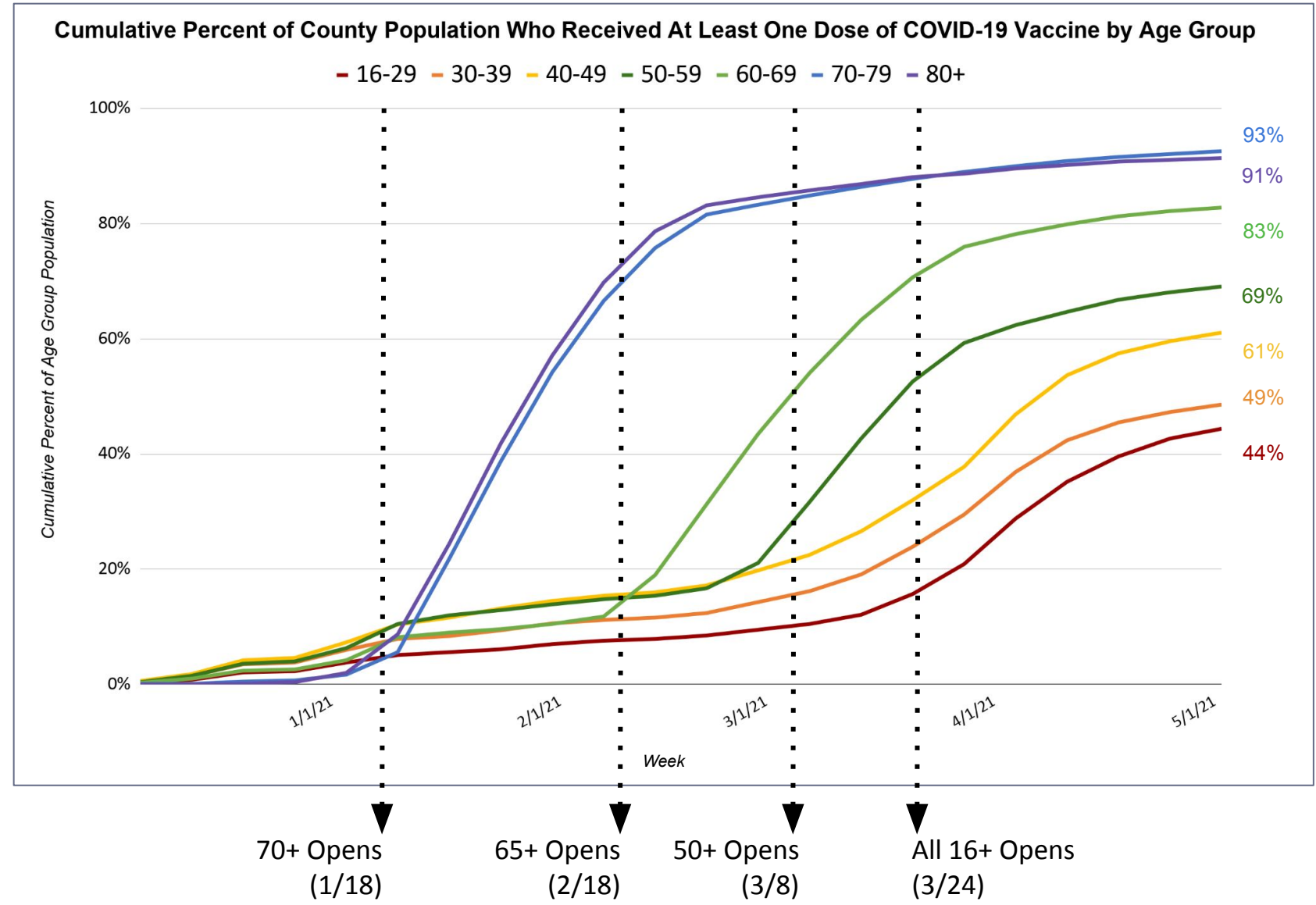


Percent of *Age 16+* County Population...



Vaccine Coverage: Age

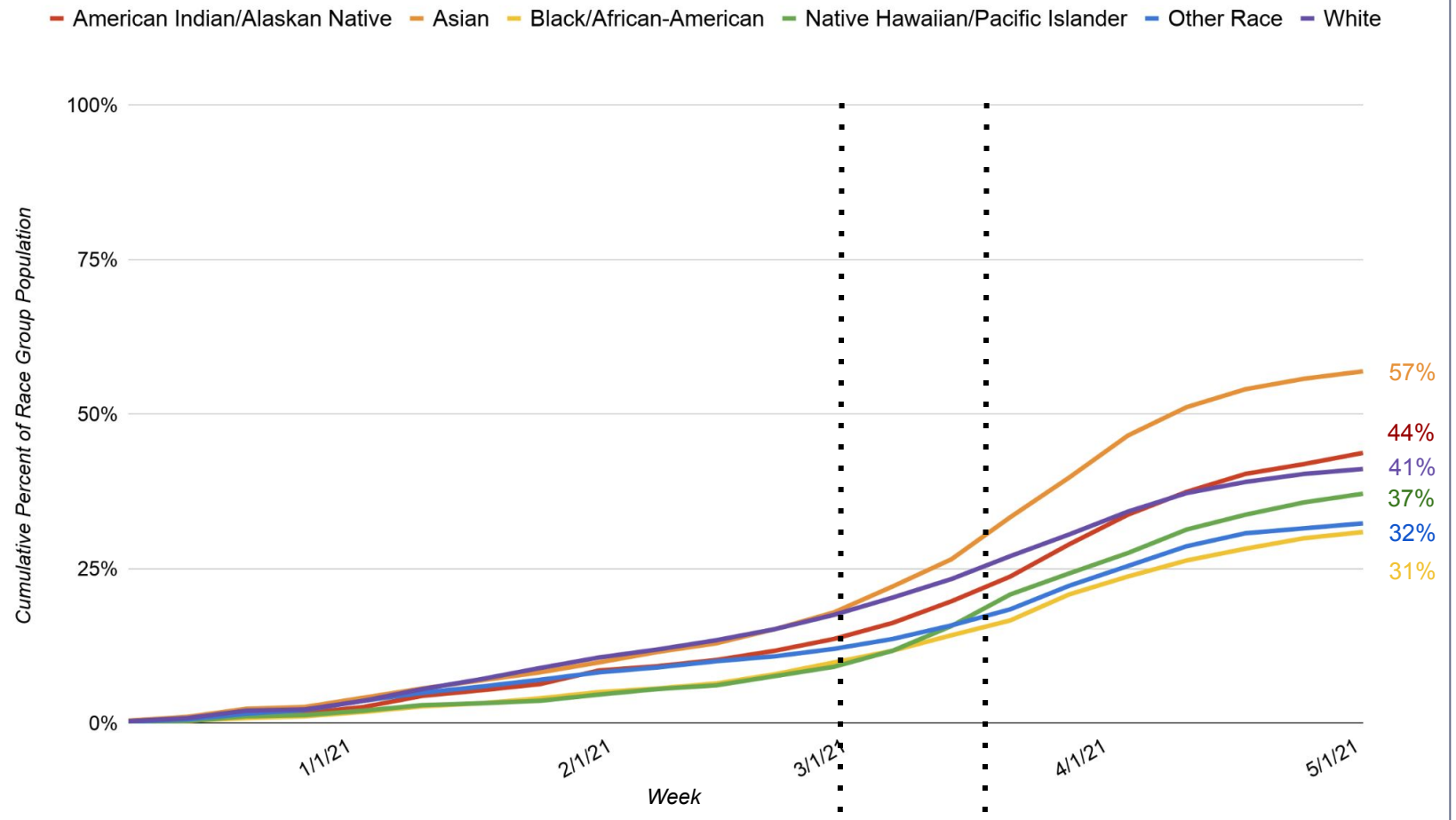
- Coverage trends reflect prioritization of older adult groups for vaccine eligibility, except for initial distribution to work groups (healthcare, K-12, first responders)



Vaccine Coverage: Race

- Equity initiatives at the state and county levels are working to narrow the gap in vaccine coverage between communities
- For reference, in Utah with at least one dose:
 - American Indian/Alaskan Native: 25%
 - Asian: 42%
 - Black/African-American: 25%
 - Native Hawaiian/Pacific Islander: 24%
 - White: 52%

Cumulative Percent of County Population Who Received At Least One Dose of COVID-19 Vaccine by Race



Utah Vaccine Equity Roadmap Released (3/4)

County Vaccine Equity Plan Released (3/23)

All 16+ Opens (3/24)

Vaccine Coverage: Zip Code

- Highest coverage of eligible population (green):
 - 84025: Farmington
 - 84037: Kaysville/Fruit Heights
 - Note: These codes are the closest to DCHD's mass clinic
- Lowest coverage of eligible population (red):
 - 84015: Clearfield etc.
 - 84041: Layton (west)
 - Note: These codes contain the tracts with the lowest life expectancies and highest deprivation scores in the county

Vaccination Rates for County Population with At Least One Dose by Zip Code

Client Zip Code	Associated Municipality	First Doses, All Providers	Total Population	Age 16+ Population	Total: Rate per 1,000 Population	16+: Rate per 1,000 Population
84010	Bountiful	23,922	46,218	33,926	517.6	705.1
84014	Centerville	8,823	17,343	12,726	508.7	693.3
84015	Clearfield/ Clinton/ Sunset/ W. Point	24,582	66,410	46,951	370.2	523.6
84025	Farmington	11,747	23,871	16,496	492.1	712.1
84037	Kaysville/Fruit Heights	18,969	38,823	26,664	488.6	711.4
84040	Layton (east)	12,494	23,865	18,167	523.5	687.7
84041	Layton (west)	20,943	52,350	36,825	400.1	568.7
84054	North Salt Lake	10,064	20,328	14,757	495.1	682.0
84056*	Hill AFB	458	3,458	2,346	132.4*	195.2*
84075	Syracuse	12,751	29,411	19,357	433.5	658.7
84087	W. Bountiful/ Woods Cross	7,568	15,839	11,886	477.8	636.7
84405*	South Weber	1,722	32,516	24,437	53.0*	70.5*

*Zip code shared with other jurisdictions, thus incomplete data reported to DCHD

Takeaways/Questions

- A third of the total Davis County population has been fully vaccinated
 - The majority of doses have been administered by DCHD's mass clinic
 - Most residents have received the Pfizer vaccine
- Vaccine coverage differs between specific communities within the county
- DCHD vaccination effort is diverging with heavier focus on outreach/pop-up events and reduced mass clinic hours
- **Questions/comments?**

