SUU SOUTHERN UTAH UNIVERSITY

Board of Trustees

December 2, 2020

Wednesday, December 2nd, 2020

11:00 AM Virtual

Next Meeting

January 22, 2021 (Virtual)

ACTION

1	Welcome	Verbal
2	Approve Minutes from September 25, 2020	Tab A
3	Policy 6.30 Excused Absence (Jon Anderson)	Tab B
4	Policy 12.1 Intercollegiate Athletics (Debbie Corum)	Tab C
5	Policy 13.17 Bylaws of the University Benefits Committee	Tab D
6	R401: Notification of Name Change - Nursing (Jon Anderson)	Tab E
7	R401: BS in Cybersecurity (Jon Anderson)	Tab F
8	R401: BFA in Theatre (Jon Anderson)	Tab G

CONSENT

9	Personnel	Tab H
10	Investment Report (June-September)	Tab I
11	Endowment Report as of (June and September)	Tab J

INFORMATION & REPORTS

Board Member College Reports:	
Beverly Burgess (STECH), Myndee Kay Larsen (Alumni/Athletics), Shannon Dulaney (Public Education)	Verbal
Coming up: Nouman Kante (Students), Marilee Eyre (Education & Head Start), Rich Christiansen (College of Science)	
President's Report	Verbal

Motion to go into Executive Session	Verbal

SUU SOUTHERN UTAH UNIVERSITY

Board of Trustees

Minutes
September 25, 2020

Regular Business Meeting

Trustees present: Chair Rich Christiansen, Vice Chair Jodi Hart-Wilson, Nouman Kante, Myndee Kay Larsen, Vance Smith, Beverly Burgess, Sydney Nakken, Michael Wankier, Marilee Eyre, Shannon Dulaney

Others present: Scott Wyatt, Jon Anderson, Marvin Dodge, Mindy Benson, Stuart Jones, Steve Meredith, Debbie Corum, Bailey Bowthorpe, David McGuire, Aimee Uchman, Allison Bulloch, Skip Jones, David Dyches, Trisha Robertson, Derek Louder, James Sage, Steve Carpenter, Mary Jo Anderson Jenilee Thayer, KC Smurthwaite, Michael Mower, Steven Swift, Daniel Bishoff, Natalie Christensen, Kelly Stephens, Donielle Savoie, Matt Zufelt, Belinda Singleton, Meb Anderson, Mitch Bealer, David Bishop, Christian Reiner, Rheana Gardner, Patricia Palmer, Lori Ann Barnson, Sharon Brown, Nathan Esplin, Lucia Maloy, Braden Roberts, Katya Konkle, Cynthia Kimball Davis, Gina Marston, Melanie Orton

Welcome by Chair Christiansen

The meeting called to order by Chair Christiansen at 1:04 PM.

ACTION ITEMS

Minutes from previous meeting

The minutes of the August 7, 2020 meeting were presented for approval.

Motion to approve the minutes as presented was made by Jodi Hart-Wilson; second by Shannon Dulaney. Vote – unanimous.

Oath of Office – Nouman Kante

Bailey Bowthorpe administered the Oath of Office to Nouman Kante.

Academic Calendar Revision

In the last meeting, the Trustees passed policy 6.46 Academic Scheduling & Calendar. The Provost thanked Associate Provost James Sage and those involved in the development of the calendar, which is now in compliance with the policy passed in August. Provost Anderson explained the challenge of trying to fit 3 semesters worth of work into one full calendar year. The presented calendar is for 2020-2024 has six, 7-week sessions with a 14-15 week semester, including start/stop dates and breaks in between semesters, minutes in class, etc.

Rich Christiansen expressed appreciation to the faculty senate for their diligent work and asked what concerns were overcome during this process? Anderson said some of the concern was making sure that Monday Wednesday, Friday and Tuesday, Thursday classes had roughly equal time allotted to them.

Vance Smith expressed appreciation for trying to coordinate with the Iron County School District calendar. It's a common complaint he hears in the community when Spring Breaks don't line up. Shannon Dulaney said the calendars don't match exactly because ICSD and SUU don't compile their calendars at the same time, but there are 2 ICSD professional development days in the spring that line up with SUU's spring break.

DRAFT

Motion to approve by Nouman Kante; second by Sydney Nakken. Vote – unanimous.

Aviation Land Lease

Marvin Dodge reminded the Trustees that in the March meeting, they approved a line of credit that allowed SUU Aviation to expand its rotor-wing fleet and purchase an additional hangar. As an update, Dodge said we closed on a new hangar and can now house our 38 aircraft. The land lease is a two-fold opportunity. Flying in and out of the Cedar City airport sometimes the air gets congested with so many aircraft flying around, it is also aircraft noise abatement issue. This is an opportunity to try to acquire land west of Cedar City that the aviation department could do helicopter maneuvers from. We have been in touch with the State Institutional Trust Lands Administration (SITLA) and the Bureau of Land Management (BLM) who own land in that area. We are 99% into finalizing a lease agreement with SITLA for 15 years 3 pieces of property to build some landing pads for the helicopter training program. Had a meeting with BLM of the potential of a lease or purchase of some additional land. They offered that relatively quickly we could seek an easement that would allow SUU to utilize that land for up to 30 years to build some pads and then work through a long-term lease or purchase of that land as well. We are looking for authorization form the Trustees not for the cost, but to enter into a long-term lease agreement for the purpose of building some pads that allow for helicopter maneuvers away from the airport. We are still trying to get other property that is below 3,000 feet.

Second piece of this is seeking the Trustees blessing to utilize the remaining balance on the line of credit for the construction of these pads (planning on doing upwards of 10 landing pads).

Vance Smith asked if Aviation is anticipating using all of the pads. Marvin Dodge explained they would need to spread out the 10 landing pads, so they would scatter them across the land. Trying to keep it relatively close to the airport and out of the big population centers.

Motion to approve by Michael Wankier; second by Beverly Burgess. Vote – unanimous.

CONSENT ITEMS

- Endowment Report (June)

Motion to approve the consent items by Shannon Dulaney; second by Michael Wankier. Vote – unanimous.

INFORMATION & REPORTS

Board Member College Reports

- **Nouman Kante (Students):**
  Nouman thanked the Cabinet for their support of SUUSA and the students. We have 5,273 students picked up their mask so far this semester. It has been great to see how many students are wearing masks on and off campus. We are in week three and it's going well so far. Cases are low and students are having a good experience. SUUSA moved the location of the Senate meeting so it could be more accessible for students.

We have had discussion about allowing Veteran's students to utilize their GI bill benefits and register early. Campus improvement projects include new benches and tables and chairs for students to use outside as well as a thunderbird statue.

- **Sydney Nakken (CPVA):**
  Sydney caught up with Dean Shauna Mendini to learn about CPVA and how they have adjusted for COVID. "Experience the arts in a way you've never imagined" is a term the college has coined as it relates to COVID. They were awaiting accreditation and they had a few recommendations they had to take care of and it is now back at the commission for approval. The accreditation commission asked that the emphases in the theatre programs be included within the degree. Much Ado About Nothing is coming up on October 8-10– they are doing a radio play and streaming it live. Brian Vaughn has agreed to direct the play. Students have had to learn how to rely on their language to do the acting, not their bodies and facial expressions. Dean Mendini said faculty have been working hard to clean floors and spaces. Still a rigorous environment. Dance and music are finding ways to make it work. Art and design department is doing well. High School Shakespeare Competition have 2500 kids enrolled virtually.

- **Vance Smith (School of Business):**
  Noted that Trustee Investment Committee launched yesterday. As far as the School of Business is concerned, there has been some changes in leadership and program alignment. Kenneth Hall was named the Associate Dean. In spite of COVID, the School of Business was very engaged in the summer. Put together a remote work tools seminar and brought in experts for small businesses. Wells Fargo provided $18,000 to continue seminars and hope to have up to 300 participants.

  Hope Corps coordinated with other Universities and helped connect students who needed work with businesses that needed help. Fall growth 34% growth in the school overall. MBA is up 400% since January 2019 with 350 students in the MBA program. There are 8 new faculty members and 70% of classes are face to face.

  Anticipating AACSB accreditation will be renewed in November. Dean Pearson also mentioned some wins: Finance students took 1st place in national competition. Online MAcc program ranked in the top 50 and online MBA program in the top 100 by U.S News & World Report. 100% graduate students and 94% undergraduate students job placement rate.

President's Report & Campus Updates

President Wyatt turned some time to Stuart Jones to talk about enrollment. Point in time we are up 15.2%. Next week we do a drop for non-payment. There is going to be a feature on SUU in the Chronicle of Higher Education – we should be one of the highest in the country particularly among public universities. Enrollment is a team sport among admissions, faculty, staff, student affairs and retention team. Online has grown 164% we have about 2,000 students fully online. Transfers are up 35% and in-state transfers 5.1% percent. We are up 14% students in-state has been great. We are up 8% out of state first time, full time students. Down 19% in international which is not bad compared to

where we could be. Some schools have to lower the standards to achieve growth. We have not. Our incoming class average GPA 3.6 and average ACT 23.9 even as we've grown, we have grown in quality. Retention rate looks like it's going up as well. We are anticipating that we will finish with the semester at 13,834 students. We will finish above 14,000 students this semester. Retention efforts are about focusing on the student. President said ours is a unique story in the country.

Debbie Corum gave an update on athletics. All of teams are back and in different phases of practicing. Football will begin practicing in a few weeks. We don't have outbreaks among the teams. Our student-athletes seem to be doing well. We were able to open a new academic center for athletes and we will have a ribbon cutting soon. Joe and Jean Lapour gave a generous gift for all student athletes. We were able to renovate east Harris center into an academic center with computers and study areas for student athletes. Debbie has been doing Zoom meetings with each team and able to talk with athletes in small groups and excited about the academic center. Spending a lot of time working on spring schedules. We are going to have a vibrant spring draft of a master schedule that is being redone because of basketball changes. There will be weekends with 4 or 5 sporting events. Our challenge is financial. We lost a lot of revenue from the NCAA and our guarantee football games this fall. We could have to test athletes 3 times a week that has a cost associated with it between $200-225K. We are anticipating a deficit of $2 million and trying to get our operating budgets as low as possible. Coaches have been cooperative. Staying positive and hopeful. Started a campaign called helpsuu.com and have had a lot of donors step up to assist. Jodi Hart-Wilson asked if the conference seen any added pressure with the announcements for other conferences moving forward with football this fall. Debbie said just had an athletic directors conference call. No conversation with the Big Sky, because NCAA moved all of their championships to spring. The FCS has stuck with spring ball. In addition, it helps schools figure out testing. Debbie said she wishes we were playing some games this fall. Big Sky has not allowed that.

President Wyatt gave a shout out to the Utah Shakespeare Festival received a $1 million grant. Received grants and support and we are super proud of the team at USF. Thanked Debbie for her work. Demario Warren is chairing our campus wide diversity and inclusion committee. Taking it very seriously and we are very grateful

Marvin Dodge gave a budget outlook updated revenue estimates. The state is not at this point talking about additional budget cuts. Utah has lowest unemployment rate in the country. And our economy is rebounding remarkably well. Positive and upbeat on the state side. Not raising expectation for additional revenue. Decided not to bond for buildings. Board of Higher Education submitted to the legislature the same priority list from last year and we are ranked first. We are not going to have to jump through the hoops for Board approval and back on the agenda in the next legislative session and we are first for funding. In general, our budget is healthy. We are thrilled our enrollment is strong. In broad categories we are currently projecting our budget will be balanced by the end of the year with the exception of athletics. Aviation has filled all rotor wing seats are at full capacity. They received CEVAS approval into maintenance technician

program with international students. Online has made a tremendous difference the emphasis in developing our online presence has paid off. Our online revenue has been up $2.3 million. Great reminder that all of our eggs shouldn't be in one basket.

Marvin spent time with our HR department in talking through how we define, roll out our work from home policy including parameters accountability. This policy is only for staff. There are only 9 staff members that have applied so far. We have automated the application form that can be filled out electronically and go through the approval queues. Accountability must start with supervisors who are most in the weeds with their employees. Pulled together a document as a reference guide, toolkit and training that is available through HR to help set expectations. The document outlines setting clear expectations and evaluating and following up often to help keep employees connected and included, and provide the right tools and equipment for them to successfully work remotely. Making sure supervisor know about security concerns.

President Wyatt shared a personnel change: Steve Meredith will be working with Stuart spearheading efforts with graduate and online enrollment and recruitment as Asst. VP to Stuart. Filling the role of Roger LaMarca. A lot of our growth is coming from this area and he is looking forward to him leading the team and working with Stuart Jones in Enrollment.

Jon Anderson gave updates on COVID-19. We have a task force in place that has spent countless hours discussing protocols for this semester. We report each week the new cases reported to us. Last week was 9, this week was 8. Since July 11, we have had a total 67 cases. 1 student in isolation. 6 students under quarantine. Thanks to Nouman Kante and SUUSA for reinforcing the messaging of masks and handwashing. Prepared for fall semester asked each faculty member to decide if they could teach face-to-face or online. Made sure the intent was to have mostly face-to-face instruction. We have roughly 62% of our sections offered face to face. We have been able to deliver as close to a normal experience as we could have. As we prepare for Spring and talk about spring modalities, we believe we are in a position that spring should look more normal than fall does. Managing COVID fairly well. Can't compliment our IT staff, online teaching and learning staff enough they have done a fabulous job working over the summer. Students are for the most part being compliant and respectful.

SUU Speedway Campus. Provost Anderson talked about innovative efforts on campus. The SUU Speedway Program is the first bachelor's degree online for $9500. We have 60 students enrolled. Allows a student who has credits from SUU. Evaluate prior learning assessment and offer them a list of 40 courses to complete a bachelor's degree in general studies fully online at $79 a credit. We are having adjuncts teaching it and overloads for faculty. Trustee Shannon Dulaney said this is a great opportunity for community members and SUU to shows that we are concerned about equity and opportunities, especially to the underserved. Paths for someone to start in the speedway program and level up to one of our online degrees. The program serves a specific purpose and highlights institutional leadership.

College-based strategy. Restructured our colleges so Deans could have a smaller number of students. They need to be equal partners at the table with recruitment, retention efforts. It is the Dean's responsibility to make sure students start, have a successful experience and finish here. The Provost also explained that we are re-visiting our strategic plan and will ask Trustees to be a part of this process.

We are reporting honestly every case is reported to us. Our numbers aren't far off from the Southwest Public Health Department. Numbers are far lower than we were worried about. Things are going well. Should there be an outbreak, we will be ready if needed. But we haven't had any issues yet. We are trying hard for our own sake and the community's sake.

VP Mindy Benson shared information about "Stay at HOMEcoming" event for students. It is important to provide normalcy, and activities for students and do it in a safe environment where things are controlled and under state guidelines. Great collaboration between SUUSA, and Alumni/Community Relations. The "forever red" event is only for students. There will be plenty of opportunities for Alumni showing different stages to participate virtually. Limited to 2,000 students. Much smaller number than before. Spread out across 4 stages across campus. No one place is 700 students allowed. We have had to be really creative but we are celebrating in a safe manner.

The President finished by sharing that SUU are doing everything we can to help faculty, staff, students and community to build lives and help people and families and communities be successful. Had the grand opening of the child care facility earlier this month. It can serve 81 children in the child care portion, it also employing 23 students so it gives jobs to people. Turns the full-time staff into mentor staff for the students. We are reaching our mission in multiple ways. In the process about searching for our general counsel. Grateful for Lucia and Meb in our legal office and sometime soon we will have a new general counsel identified. What keeps us up late at night is budget, COVID outbreak. We have overprepared and hope that we say we did a lot more work than we needed to for COVID. Very gratifying to see the great effort everyone is making. We remain committed to come out of this pandemic better than we entered it. How do we leverage this situation to come out of it better? Leading students to better lives. We are laser focused on improving the quality for students, increasing access for those who don't have it, and making an education affordable and less costly wherever we can.

MOTION TO ADJOURN

Motion to adjourn by Marilee Eyre. Vote – unanimous.

The meeting was adjourned at 3:13 PM.

DRAFT

SUU SOUTHERN UTAH UNIVERSITY

Office of the Associate Provost
Old Main 212
*351 W University Blvd * Cedar City, UT 84720*
Phone: 435-586-7703

MEMORANDUM

Date: September 28, 2020
To: President's Council & SUU Board of Trustees
From: James Sage, Associate Provost
RE: Policy Revision: SUU Policy #6.30 – Excused Absence

On behalf of Provost Anderson, the Deans, and Faculty Senate, we are submitting for your consideration and approval a revision to SUU Policy #6.30 – Excused Absence. There are two main changes being proposed.

First, additional language has been added to clarify the roles and responsibilities of students and instructors when a student is unable to attend a scheduled course, lab, or studio or unable complete assignments or activities due to an excused absence. This new language ensures that clear arrangements and a documented plan of action are in place prior to the excused absence in order to support student success.

Second, approval for excused absences based on sanctioned athletic events will be routed through the Athletic Compliance Director, the Athletic Director, and the Faculty Athletics Representative. Currently, the policy outlines two different types of excused absences (athletic and academic) and both types of requests are routed to the Associate Provost for final approval. The main change being proposed is to route excused absence requests for athletics to SUU's Faculty Athletics Representative for final approval (rather than to the Associate Provost). The Associate Provost will continue to review all academic excused absence requests.

The Associate Provost and the Faculty Athletics Representative will meet periodically to ensure coordination and consistency regarding excused absences. Each summer, the Associate Provost and Faculty Athletics Representative will meet and discuss the upcoming athletic schedule and identify any concerns. Because the Faculty Athletics Representative is appointed by the SUU President and works closely with all athletics teams (and is accountable to the Big Sky conference), this new approach makes good sense. Importantly, the Faculty Athletics Representative will be able to provide an informed evaluation of excused absence requests for student athletes.

Thank you for considering these revisions to SUU Policy #6.30. Please let us know if you have any questions or concerns about the proposed changes.

SUBJECT: EXCUSED ABSENCE

I. PURPOSE: To establish a university excused absence policy for students participating as representatives of Southern Utah University at academic events, artistic performances, or as an athlete, manager, trainer in NCAA intercollegiate competitions, as well as high profile students serving the university interests.

II. EXCEPTIONS:

A. Practice or rehearsal for any event is not eligible for consideration as an excused absence. (Exception: When SUU is the institutional host for a Conference or NCAA Championship, student athletes from SUU may be permitted to miss class for practice if approved by the Faculty Athletics Representative; however, every effort should be made to schedule such practice at a time with minimum effect on missed classes.)

B. This policy excludes those academic endeavors that require the completion of a predetermined number of contact hours, as in clinical/lab/studio experiences, field placements or internships. In these instances, the maximum number of absences will be determined by the program director, department chair, or academic dean. This policy does not supersede program accreditation requirements.

C. In no case, should the number of consecutive days missed for an excused absence exceed 5 regularly scheduled school days.

D. No athletic events, except for Conference or NCAA Championships, may be scheduled during final exam periods.

E. Students who miss class due to jury duty, or who are complying with military or emergency law enforcement mandatory activities, are excused from class. However, students are still required to follow the procedures detailed below in Section III, Student Responsibilities.

III. STUDENT RESPONSIBILITIES

A. Students shall inform their instructor of dates they will miss class due to an excused absence prior to the date of that anticipated absence. For activities whose schedules are known prior to the start of the semester, students must provide their instructors a written schedule during the first week of the semester showing days they expect to miss class. For other university excused absences, students must provide each instructor the earliest advanced notice of the classes they will miss.

B. Make-up Work

a. It is the responsibility of the student to ~~request from~~ arrange with the instructor an opportunity to complete missed assignments, activities, and labs ~~prior to~~that will be missed during excused absences. The student must work with the instructor prior to the absence to develop a plan and document the following for each assignment or activity missed (in an email or some other form):

1. Any modifications or changes to the original assignment required in lieu of the in-class element.

2. Due date for the assignment or date when activity must be completed.

b. Students are responsible for all material covered in classes missed, even when their absences are excused.

c. Students should be aware that excessive absences, whether excused or unexcused, may affect their ability to do well in class.

d. Any student who feels he or she has been treated unfairly concerning absences may appeal via the process described in Policy 11.4, Student Complaints.

IV. FACULTY RESPONSIBILITIES

A. Upon request, instructors are responsible for providing students with an equitable opportunity to complete work prior to an excused absence. Students are responsible for developing a plan to complete missed activities and assignment with input from instructors. Instructors may require work be completed prior to the absence however, they are encouraged to work with the student to determine a schedule that gives the student appropriate time to complete the work.

B. Instructors may not directly penalize students for participation points accrued during the excused absence.

V. PROCEDURE FOR SANCTIONING ACTIVITIES AS EXCUSED ABSENCES

SUBJECT: EXCUSED ABSENCE

A. Academic Events: Academic events include competitions (related to a major or an academic department), fine arts performances, course-related field trips, and conferences associated with professional organizations and honor societies.[1]

a. Course related events must ~~first~~ obtain approval from the program's Department Chair and Dean.

b. Other academic events or students serving the university interest[2] (conferences, department/major events, board of trustees meetings) must obtain approval from the sponsoring organization committee, advisor, Department Chair, Director, and appropriate Dean. Examples of events with students serving the university's interests include students working with the university efforts in recruitment, Board of Trustees or Deans Council Meetings, and NCAA Intercollegiate Athletic competitions (including student athletes, trainers, managers, and cheerleaders).

c. All sanctioned activities serving the university interests must obtain final approval from the Associate Provost.

B. NCAA Intercollegiate Athletic Competition must obtain approval from the Athletic Compliance Director, the SUU Athletic Director, and from the ~~Associate Provost.~~Faculty Athletics Representative.

VI. Students falsifying information in order to obtain a sanctioned excused absence or sharing information about a make-up examination with other students, is considered in violation of Policy 11.2 (Student Rights, Responsibilities and Conduct) and/or the Academic Honesty Section of the Student Handbook. Examples of university activities that will not be sanctioned as excused absences include sports clubs, intramural events, Greek activities (events/rushes), and career fairs.[3]

---

[1] ~~**Academic events include competitions (related to a major or an academic department), fine arts performances, course-related field trips, and conferences associated with professional organizations and honor societies.**~~
[2] ~~**Examples of events with students serving the university's interests include students working with the university efforts in recruitment, Board of Trustees or Deans Council Meetings, and NCAA Intercollegiate Athletic competitions (including student athletes, trainers, managers, and cheerleaders).**~~
[3] ~~**Examples of university activities that will not be sanctioned as excused absences include sports clubs, intramural events, Greek activities (events/rushes), and career fairs.**~~

Southern Utah University Athletics
Harris Center 208
*351 W University Blvd * Cedar City, UT 84720*
Phone: 435-865-8339

MEMORANDUM

Date: November 24, 2020

To: SUU Board of Trustees

From: Debbie Corum, Athletic Director

RE: Policy 12.1 – Intercollegiate Athletics

This revision recommends consolidating the Athletics operations guide and better aligning with University policies. The last time this policy was revised was 23 years ago and there have been considerable changes in athletics during that time. After review, it was determined that the policy was operational and not policy related. Anything pertaining to policy in the document should refer back to university policy, and not be specific to the Athletics Department.

As such, it is recommended to remove the Athletics Department's general operations guide from University policy and replace it with a paragraph that outlines our compliance with the rules, regulations, policies, and procedures of the NCAA, our athletic conference, and Southern Utah University.

The Athletics Department will update the general operations guide and use that as an internal document, allowing the department to be more fluid with rules and policy changes that arise at the NCAA and conference level and align its policies with those of the University.

Thank you for your consideration. Please let me know if you have any questions or concerns.

S□□□□□□□ I□□□□□□□□□□□IA□□ A□□□□□I□S – □□□□□A□ □□□□A□I□□S □□I□□

I. PURPOSE: This policy states the rules, regulations, policies and procedures that govern Southern Utah University's intercollegiate athletics department.

II. POLICY

A. The Intercollegiate Athletic Program is conducted under the rules, regulations, policies, and procedures of the National Collegiate Athletic Association (NCAA), those of the Big Sky Athletic Conference and Southern Utah University. Representatives from the campus community, including student-athletes (SAAC), coaches, faculty (Faculty Athletics Representative), administration and Board of Trustees, recommend policies and procedures to the President and Board of Trustees for approval. An athletic department general operations guide is available and consistent with all University policies and procedures as well as other regulatory bodies and is amended as needed by administration, the President, and Board of Trustees.

~~TABLE OF CONTENTS~~

~~ARTICLE ONE: ATHLETIC MISSION, PHILOSOPHY, AND OBJECTIVES~~
~~Section 1. Mission Statement~~
~~Section 2. Philosophy~~
~~Section 3. Objectives~~

~~ARTICLE TWO: TITLE IX REGULATIONS AND COMPLIANCE~~

~~ARTICLE THREE: ADMINISTRATIVE CONTROL~~
~~Section 1. The President~~
~~Section 2. Vice President for University Administrative Financial Services~~
~~Section 3. Director of Athletics~~
~~Section 4. Faculty Representative for Athletics~~
~~Section 5. Athletic Council~~
~~Section 6. Executive Athletic Committee~~
~~Section 7. Athletic Financial Aids Appeals~~

~~ARTICLE FOUR: DUTIES AND RESPONSIBILITIES OF ATHLETIC ADMINISTRATORS~~
~~Section 1. Director of Athletics~~
~~Section 2. Associate Director of Athletics~~

~~Section 3. Assistant Director of Athletics~~
~~Section 4. Academic Advisor~~
~~Section 5. Sports Information Director (SID)~~
~~Section 6. Marketing & Promotions Director~~

~~ARTICLE FIVE: GENERAL OPERATIONS~~
~~Section 1. Scheduling~~
~~Section 2. Policy for Reserving the Centrum and Multipurpose Gym~~
~~Section 3. Concessions~~
~~Section 4. Ticket Office~~
~~Section 5. Policy on Keys~~
~~Section 6. Fire Prevention Policies~~
~~Section 7. Building Security Policy~~

~~ARTICLE SIX: COACHES~~
~~Section 1. Responsibilities and Expectations~~
~~Section 2. Team Rules and Regulations~~
~~Section 3. Outside Employment~~

~~ARTICLE SEVEN: STUDENT-ATHLETES~~
~~Section 1. General Requirements for Student-athletes~~
~~Section 2. Playing/Practice Season Limitations~~
~~Section 3. Enforcement of Academic Policy for Student-athletes~~
~~Section 4. Recruitment of Prospective Student-athletes~~
~~Section 5. Financial Aid to Student-athletes~~
~~Section 6. Admission for Student-athletes~~
~~Section 7. Processing Grants-in-Aid~~
~~Section 8. Housing of Student-athletes~~
~~Section 9. Policy for "Walk-on" Student-athletes~~

~~ARTICLE EIGHT: ANNUAL REVIEW OF NCAA RULES BY COACHES, ATHLETIC STAFF AND STUDENT-ATHLETES~~
~~Section 1. NCAA Regulation on Certification~~
~~Section 2. Review of Rules~~
~~Section 3. Enrolled Student-athletes~~
~~Section 4. Exit Interviews~~
~~Section 5. Sanctions for Violations of Rules~~

~~ARTICLE NINE: COMPLIANCE PROGRAM~~

S□□□□□□□ I□□□□□□□□□□□IA□□ A□□ □□□I□S – □□□□□A□ □□□□A□I□□S □□I□□

~~Section 1. Facets and Participants of Compliance Program~~
~~Section 2. Responsibilities~~
~~Section 3. Violations Procedures~~
~~Section 4. Disciplinary Procedures~~
~~Section 5. Release of Information~~

~~ARTICLE TEN: BUDGET AND FINANCIAL PROCEDURES AND POLICY~~
~~Section 1. Responsibility and Control~~
~~Section 2. Budget~~
~~Section 3. Internal Audit~~
~~Section 4. Purchasing~~
~~Section 5. Mail~~
~~Section 6. Office Supplies~~
~~Section 7. Policies and Procedures for Team and Individual Travel, Courtesy Cars~~

~~ARTICLE ELEVEN: MEDICAL POLICY~~
~~Section 1. General Policy~~
~~Section 2. Insurance~~
~~Section 3. Medical~~
~~Section 4. Dental~~
~~Section 5. Contact Lenses and Glasses~~
~~Section 6. Other Components~~
~~Section 7. Student Health Services~~
~~Section 8. Drug Education, Counseling, and Testing Program~~
~~Section 9. Pregnancy~~
~~Section 10. Prior Injuries or Illness~~

~~ARTICLE TWELVE: THUNDERBIRD ATHLETIC CLUB~~

~~ARTICLE THIRTEEN: PERSONNEL POLICIES~~
~~Section 1. Affirmative Action~~
~~Section 2. Personnel Policies and Practices~~

~~APPENDICES~~

~~APPENDIX A: ELIGIBILITY REQUIREMENTS AND TRANSFER RULES~~

S□□□□□□□ I□□□□□□□□□□□IA□□ A□□ □□□I□S – □□□□□A□ □□□□A□I□□S □□I□□

~~APPENDIX B: TRAVEL POLICY AND REGULATIONS -- INDIVIDUAL AND TEAM~~

~~APPENDIX C: SOUTHERN UTAH UNIVERSITY ATHLETIC DEPARTMENT COURTESY CAR POLICY~~

~~APPENDIX D: ATHLETIC EQUIPMENT: PURCHASES, MAINTENANCE, RESPONSIBILITY~~

~~APPENDIX E: GUIDELINES FOR THE ATHLETIC TRAINING PROGRAM~~

~~APPENDIX F: FLOW CHARTS~~

~~APPENDIX G: FINANCIAL-AID AWARD PROCEDURE~~

~~APPENDIX H: SPORTS CAMPS POLICY~~

S□□□□□□□ I□□□□□□□□□□□IA□□ A□□ □□□I□S – □□□□□A□ □□□□A□I□□S □□I□□

ARTICLE ONE

ATHLETIC PHILOSOPHY AND OBJECTIVES

Section 1. Mission Statement

Southern Utah University's Athletic Department is dedicated to providing quality programs that assist in complimenting and fulfilling the University's educational objectives and mission.

The Athletic program adheres to the policies and procedures of the NCAA and the rules of any conference, league or association of which it is a member.

The Athletic Department is committed to excellence in academics as well as athletics, and focuses on fielding competitive teams at the Division I level. Participation in intercollegiate athletics is an integral part of the student's overall educational experience.

The University strives to reach the highest possible graduation rate for all of its student-athletes, while focusing on their social, cultural and intellectual development.

The Athletic Department recognizes the importance of equity in all of its programs and promotes diversity in both student-athletes and staff. Student-athletes, coaches and all others associated with intercollegiate athletics are expected to embrace the principles of sportsmanship and ethical conduct.

Section 2. Philosophy

Further, it is recognized that a viable, academically and professionally sound intercollegiate athletic program:

A. is an important component of a comprehensive residential state institution dedicated to the service of a broad range of student, faculty, and public interests;

B. can and should develop character, maturity, and a sense of fair play as well as academic and athletic excellence and physical vigor;

C. is important in engendering community support for the institution at the legislative,

D. fosters pride in the University among faculty, students and citizens of Utah;

E. generates revenues to support, at least in part, intercollegiate teams and athletes in those sports that are not financially self-sufficient;

F. abides by the letter and the spirit of the law requiring nondiscrimination on the basis of sex, race, creed, or national origin.

Section 3. Objectives

The objectives of the Intercollegiate Athletic Program include but are not limited to the following:

A. to encourage scholarship, sportsmanship, fair play, and a sense of responsibility among all student-athletes, students, faculty and staff members at Southern Utah University;

B. to assist University men and women whose athletic abilities and personal conduct reflect credit upon the institution and who, as bona fide students, will be able to make normal progress in their degree programs with appropriate academic counseling, advisement, and support;

C. SUU will field disciplined and competitive teams and athletes recruited, coached, and supported by a competent staff dedicated to the observation of the spirit as well as the letter of all the applicable rules and regulations;

D. to schedule appropriate competition for the athletes and teams;

E. to develop an Athletic Department recognized for its leadership as an ethical, non-discriminatory, and well-managed department devoid of any appearance or fact of impropriety and characterized by the overall excellence of its programs;

F. to provide superior training and medical support for all intercollegiate athletes;

G. to maintain an intercollegiate athletic program befitting a major state university while concurrently meeting the athletic needs of a diverse student and faculty community;

H. to strive for the improvement of the system of intercollegiate athletics by cooperation with other institutions.

ARTICLE TWO

TITLE IX REGULATIONS AND COMPLIANCE

Southern Utah University is fully committed to compliance with the spirit and intent of the federal regulations* mandating equal opportunity for men and women in intercollegiate athletics. This policy will necessitate the formulation and implementation of a plan for compliance. It also will entail a plan for generating the resources necessary to fulfill the objectives. All policy statements contained in this Athletic Policies and Procedures Manual are nondiscriminatory and apply equally to men and women. Financial support of both revenue- and non-revenue-producing athletic programs is constantly monitored to assure equivalent funding. To allow maximum input into decisions affecting the equitable distribution of resources and revenues to all athletic programs, the allocation of the total budget for each individual program shall be made by the Vice President for Administrative & Financial Services and the President in consultation with the respective program directors.

*The Federal Regulations and the 1988 Guide to Title IX and Intercollegiate Athletics, prepared for the NCAA, are on file in the Office of the Director of Athletics.

ARTICLE THREE

ADMINISTRATIVE CONTROL

Section 1. The President

The President of the University is responsible to the Utah Board of Regents and is the chief administrative officer of all of its programs and services, including intercollegiate athletics. The President is the official responsible for certifying that the University is in compliance with National Collegiate Athletic Association (NCAA), and conference regulations.

Section 2. Vice President for Administrative & Financial Services

S□□□□□□ I□□□□□□□□□□IA□□ A□□□□□I□S – □□□□□A□ □□□□A□I□□S □□I□□

~~The Vice President for Administrative & Financial Services, in consultation with the Director of Athletics, is responsible for formulating budget guidelines for the total intercollegiate athletic budget (including those components specifically allocated to revenue and non-revenue sports) and for submitting final recommendations to the President. The Vice President also provides administrative oversight to the intercollegiate athletic department.~~

~~Section 3. Director of Athletics~~

~~A. Under authority delegated by the President of the University, the Director of Intercollegiate Athletics (referred to herein as the Director of Athletics) has basic administrative responsibility for the direct supervision, approval, conduct and control of the athletic program. The Director of Athletics reports to the Vice President and provides the President and Vice President with such documentation and recommendations as are necessary for making decisions pertaining to policy, administration, budget, personnel programs and related matters.~~

~~B. The Director of Athletics promulgates and approves the budget recommendations for each of the intercollegiate sports activities after consultation with the Associate Director of Athletics and the coaches on the staff, and is responsible for all fiscal matters pertaining to the Athletic Department.~~

~~C. The Director of Athletics and the Associate/Assistant Directors of Athletics have overall responsibility for the professional conduct of the coaches and the operation of each individual program within the Athletic Department, including the adherence to budget and policy procedures.~~

~~D. The Director of Athletics will develop and use on a regular basis, a systematic method of evaluating the professional competence and ethical behavior of coaches and staff including their ability to develop and maintain healthy interpersonal relationships with student-athletes and staff members in their programs.~~

~~Section 4. Faculty Representative for Athletics~~

~~The President will appoint a Faculty Athletic Representative (FAR), who will serve at the pleasure of the President. The qualifications of the appointee will be in accordance with the requirements of the NCAA, and the appointee shall be a~~

~~member of the SUU faculty. The responsibilities of the Faculty Representative are:~~

~~A. to represent SUU on councils of affiliated conference(s), and at meetings of the NCAA;~~

~~B. to certify, after consultation with the Registrar, the athletic eligibility of SUU student-athletes;~~

~~C. to represent the SUU Athletic Program to the faculty;~~

~~D. to chair the Athletic Council.~~

~~Section 5. Athletic Council~~

~~A. The Athletic Council shall consist of up to 23 members:~~

~~1. The Faculty Athletic Representative (Chair)~~
~~2. The Director of Athletics~~
~~3. Six members of the faculty with academic rank~~
~~4. Athletics Compliance Officer~~
~~5. Athletics Business Manager~~
~~6. Administrative Finance~~
~~7. Student Services~~
~~8. Wellness Center~~
~~9. Career Services~~
~~10. SAAC President~~
~~11. Registrar's Office~~
~~12. Scholarship Office~~
~~13. Student Success Center~~
~~14. Alumni Relations~~
~~15. Community Member~~
~~16. Campus Public Safety~~
~~17. Admissions~~
~~18. Head Coach~~

~~B. The Athletic Council is an advisory committee to the Director of Athletics and to the President. Its primary advisory functions are:~~

S□□□□□□□ I□□□□□□□□□□□IA□□ A□□ □□□I□S – □□□□□A□ □□□□A□I□□S □□I□□

1. ~~Recommend, guide and oversee policy for Southern Utah University's Athletics Department,~~

2. ~~Protect the academic integrity of the Athletics Department,~~

3. ~~Review eligibility and compliance policies and financial aid appeals, and~~

4. ~~Enhance the physical and educational well-being of its student athletes.~~

~~Section 6. Executive Athletic Committee~~

~~A. As needed and at the discretion of the FAR, an Executive Athletic Committee may be formed consisting of the FAR, Director of Athletics, two faculty and two staff members of the Athletics Council.~~

~~B. The Executive Athletic Committee may consider sensitive eligibility, compliance and financial aid issues when the full Athletic Council cannot convene or address the issues. Actions of the Executive Committee shall be reported at the next meeting of the Athletic Council.~~

~~Section 7. Athletic Financial Aids Appeals~~

~~A. All athletic financial aid contracts must be signed by the Director of Financial Aids in order to be valid.~~

~~B. Prior to June 15 of each year, the Director of Athletics will submit to the Director of Financial Aids a list of student-athletes whose grants-in-aid will not be renewed for the following academic year.~~

~~C. If the institution decides not to renew or decides to reduce financial aid for the ensuing academic year, the institution shall inform the student-athlete, in writing, that he or she, upon request, shall be provided a hearing before the institutional agency making the award....The decision to renew or not renew the financial aid is left to the discretion of the institution, to be determined in accordance with its normal practices for students generally."~~

~~ARTICLE FOUR~~

S□□□□□□□ I□□□□□□□□□□□IA□□ A□□ □□□I□S – □□□□□A□ □□□□A□I□□S □□I□□

DUTIES AND RESPONSIBILITIES OF ATHLETIC ADMINISTRATORS

In addition to those duties and responsibilities enumerated in the foregoing Articles One, Two, and Three, athletic administrators are held accountable for the following in their respective offices.

Section 1. Director of Athletics

The Director of Athletics is responsible for the overall administration and management of the Athletic Department and reports to the Vice President for Administrative & Financial Services. In carrying out these responsibilities the Director shall:

A. administer all fiscal operations in accordance with applicable law and University policy and establish procedures to assure adherence to University policy by all departmental coaches and staff members;

B. establish administrative policies and procedures for the purpose of achieving athletic goals and maintaining sound academic standards;

C. be informed regarding conference and NCAA activities and attend required meetings to aid in formulating policies and procedures;

D. provide leadership and supervision for compliance with rules and regulations by coaches, friends, and supporters of the University;

E. provide leadership for the promotion of all intercollegiate sports;

F. provide supervision, leadership, and assistance in athletic fund raising in coordination with the SUU Development Office;

G. engage in an appropriate level of involvement with media, contributors, alumni, and friends of the University;

H. supervise game scheduling, and the football and men's basketball programs;

I. coordinate athletic activities with the University and the Faculty Athletic Representative.

Section 2. Associate Director of Athletics

S□□□□□□□ I□□□□□□□□□□□IA□□ A□□ □□□I□S – □□□□□A□ □□□□A□I□□S □□I□□

~~The Associate Director of Athletics is responsible to the Director and shall:~~

~~A. Assist the Director of Athletics in providing leadership and management to the athletic program.~~

~~B. Oversee the functional operation of the Department of Intercollegiate Athletics which includes liaison with various departments of the University such as Physical Plant, Human Resources, Campus Dining, Bookstore, Public Safety and others.~~

~~C. Serve as business manager for the department to include coordinating all team travel, reviewing purchases and bid process, requesting department payments, keeping accurate records of all budgets within the department, liaison with motor pool, liaison with Controllers office and Budget office.~~

~~D. Schedule the Centrum Arena, Harris Center, Tennis Courts, all athletic fields west of Centrum, Eccles Coliseum & Track, Multipurpose Gym and represent the Department of Intercollegiate Athletics on the University Scheduling Committee.~~

~~E. Responsible for all game management activities for all athletic events.~~

~~F. Coordinate all facility upgrades and maintenance of athletic facilities with University Physical Plant or outside contractors.~~

~~G. Coordinate/upgrade Summer Camp Program for the athletic department.~~

~~H. Coordinate/upgrade Concession operations by Campus Dining and Merchandise efforts by the bookstore at athletic events.~~

~~I. Coordinate High School athletic events with University High School Coordinator.~~

~~J. Other duties as assigned by the Director of Athletics.~~

~~Section 3. Assistant Director of Athletics~~

~~A. Assist the Director of Athletics in providing leadership and management to the athletic program.~~

B. Manage athlete eligibility in coordination with the Faculty Athletics Representative and the Registrar's Office.

C. Administer the NCAA Compliance program.

D. Oversee the functional operation of the Department of Intercollegiate Athletics which includes liaison with departments of the University, including the Financial Aid Department, requesting purchases and payments, and keeping accurate records of all receipts and expenditures.

E. Supervise the Academic Coordinator and Center.

F. Monitor Title IX efforts and EADA reports.

G. Meet with coaches on a regular basis in order to ensure that scheduling and course loads are consistent with progress toward completion of academic degree programs.

H. Perform other duties as assigned by the Director of Athletics.

Section 4. Academic Advisor

Under the supervision of the Assistant Athletic Director, secure and maintain accurate files on all athletes concerning satisfactory academic progress and eligibility. General duties and responsibilities include, but are not limited to:

A. Assist athletes in selection of class schedules and registration.

B. Monitor athletes' academic progress and inform coaches and athletes of potential problems.

C. Establish an athletic aid network (study tables, tutors, etc.) and notify athletes and coaches of availability.

D. Chart athletes' Satisfactory Progress to maintain their eligibility as determined by NCAA, SUU, and Conference guidelines.

E. Assist athletes in declaring a major suitable to their career goals.

F. Assist athletes in filing for graduation.

~~G. Incorporate individual coaches' requirements into athletes' schedules.~~

~~H. Assist athletes in applying for academic scholarships.~~

~~I. Conduct Exit Interviews according to NCAA regulations.~~

~~J. Nominate athletes for academic awards.~~

~~K. Other duties as assigned by the Athletic Director or Assistant Athletic Director.~~

~~Section 5. Sports Information Director (SID)~~

~~A. Reporting to the Director of Athletics, the primary duty of the SID is to serve as liaison between the Athletic Department and the news media. The Department provides correct and relevant information to the media regarding the athletic program at Southern Utah University.~~

~~B. Sports Information duties include, but are not limited to, the following: providing pre-and post-event information to the various media, providing information to athletic opponents, managing press facilities, hosting visiting members of the press, recruiting and training statistics crews, preparing game programs and media guides, promoting student-athletes for honors, preparing copy for alumni publications, preparing statistical reports of athletic contests, maintaining accurate files, producing promotional materials and promotions, training graduate students as assistants to aid in the sports information function, aiding in the promotion of the SUU Sports Hall of Fame, managing the Sports Information Office, recruiting student-athletes, and assisting the Director or Associate/Assistant Directors of Athletics with additional duties as assigned.~~

~~C. Coaches have a responsibility to assist in the publicizing and promotion of the sport programs through cooperation with the media.~~

~~D. Photographs: All photographs are the property of the Sports Information Department and will not be released without authorization of the Department.~~

E. Media Relations: Coaches are to be available for media interviews or press conferences as requested by the Sports Information Department. Whenever possible, advance notice of 48 hours will be provided.

F. Coaches have the responsibility to make players aware of the Sports Information Office as a vehicle for the promotion of their sport and to solicit their cooperation in being available to the media. Recommended NCAA media guidelines are a standard as to method of operation.

G. Statistics: Statistics are provided by the Sports Information Office regarding all programs.

Section 6. Marketing and Promotions Director

A. Reporting to the Director of Athletics, the primary duty of the Marketing and Promotions Director is to plan, develop, and implement programs to generate revenue for the athletic department through advertising, game promotions, ticket sales, and sponsorships.

B. Marketing and Promotions duties include, but are not limited to, the following: The Executive Secretary of the Thunderbird Athletic Club (TAC), assisting in administration of the Corporate Partners Program, producing promotions materials including; schedule posters, newspaper, radio, and television ads, etc., organizing coaches luncheons, scheduling half-time performances, operating matrix scoreboard display system and computerized sound system, writing public address scripts, administering the Thunderkids youth club, training student interns to assist in the functions of the office, administering the T.E.A.M. Thunderbird program and assisting the Director or Associate/Assistant Directors with additional duties as assigned.

ARTICLE FIVE

GENERAL OPERATIONS

Section 1. Scheduling

S□□□□□□□ I□□□□□□□□□□□IA□□ A□□ □□□I□S – □□□□□A□ □□□□A□I□□S □□I□□

A. Preparation of Schedules: It is the responsibility of the head coach of each sport working with the athletic administration to prepare a tentative schedule.

1. In constructing schedules, the objective is to provide the best competition possible within the framework of the respective budget and consistent with the objectives of each sport program and applicable NCAA and Conference regulations.

2. The factors to be considered in constructing schedules are:

a. Balance between the number of home and away contests:

b. Proper spacing of home and away contests;

c. Scheduling during academic semesters or other times when students are on campus. No competitions may be scheduled during the final examination period. Campus policy precludes this.

d. Academic demands upon the student-athlete;

e. Income and expense involved in each contest, i.e., travel expenses and guarantees;

f. Possibility of arranging for trips involving more than one contest, resulting in a savings of time and money;

g. Time and space demands upon home facilities;

h. Dates for Conference and NCAA championship tournaments and meets.

3. Practice times are coordinated through the athletic administration.

4. Upon approval of tentative intercollegiate home contests, competition dates are to be posted on the Athletics web site.

B. Deadlines for Completion of Schedules: Completed schedules must be submitted to the Athletic Director as early as possible but no later than June 1st for the subsequent academic year.

~~Request for scheduling of intercollegiate competition must be submitted to the Athletic Director for approval for the succeeding year.~~

~~C. Schedule Changes: All requests for schedule changes must be submitted in writing to the Athletic Director and coordinated with the Associate Director for approval. This includes changes in date, time or any terms of the schedule. The Athletic Director will notify the head coach, scheduling office, Controllers Office, Associate/Assistant Directors, Athletic Sports Information Department and others as necessary of the approved changes. If schedules are changed after budgets are approved, the budget remains unchanged.~~

~~D. Guarantees: Guarantees offered to a visiting school for a single home appearance should be held to a minimum amount and must receive approval from the Athletic Director prior to a final commitment.~~

~~1. The amount of the guarantee, date and time of the contest, and reciprocal arrangements must be included when the schedule is submitted to the Athletic Director.~~

~~2. Copies of signed contracts will be provided to the Controller's Office.~~

~~E. Approval of Schedules: After proposed schedules have been found to fit within budget, by the Athletic Director, they will be considered for final institutional approval, and contracts will be signed by the Athletic Director.~~

~~1. Correspondence will be initiated between the appropriate primary athletic administrator's office and the opponent's office confirming schedule and guarantees, if any.~~

~~2. Each coach will be notified when the schedule has received final approval.~~

~~3. Schedules should not be announced in any manner until final approval has been received from the Athletic Director.~~

4. ~~When signed contracts are returned from opponents, they will be recorded on the master schedule and then filed with the Athletic Director.~~

F. ~~Scheduling of Clinics/Sports Camps~~

1. ~~The conducting of a clinic/sports camp by a coach or staff member must have prior approval by the Athletic Director.~~

2. ~~A written request should be submitted by the sponsoring coach or staff member to the Associate Athletic Director. Requests should be submitted at least ninety (90) days prior to the scheduled clinic/sports camp date.~~

3. ~~The following items must be defined and justified to receive Department approval for the clinic/sports camp:~~

a. ~~value the clinic/sports camp will have to the sports program;~~

b. ~~proposal for financing the clinic/sports camp and setting rates, budgets and departmental fees;~~

c. ~~anticipated income and income sources;~~

d. ~~itemization of all expenses to be incurred;~~

e. ~~facilities and equipment to be used;~~

f. ~~date clinic/sports camp is to be held;~~

g. ~~additional personnel.~~

~~Section 2. Policy for Reserving the Centrum and Multipurpose Gym~~

A. ~~Any requests to reserve the Centrum or Multipurpose Gym must go through the Athletics Department.~~

B. ~~The Athletics' secretary will gain approval/denial of the request. Notification of approved requests will follow.~~

C. The Centrum and Multipurpose Gym will be used for scheduled meetings, fund raising, and related functions, and are not lounges.

Section 3. Concessions

All food served on campus may only be dispensed by or under the auspices of the University Food Service. Concessions for all athletic events shall be handled exclusively by Food Services. If they cannot oblige, they will allow you to make arrangements with another caterer.

Section 4. Ticket Office

A. Ticket Processing: The Ticket Office is responsible for ordering, receiving and issuing tickets for all events connected with the Athletic Department. The Office is also responsible for all other admission credentials for home events.

1. After consultation with the Athletic Director, the Ticket Manager submits ticket specifications to the Controllers Office for a purchase order.

2. Season tickets and individual tickets are assigned by various priorities and are mailed out approximately two weeks before the start of the season or the individual event.

3. At the end of the ticketing season final reports are prepared and distributed to the Controller's Office along with unused tickets. Unused tickets are disposed of.

B. Complimentary Tickets: Complimentary tickets are authorized by the Athletic Director and assigned by the Ticket Office. These tickets must be accounted for in financial settlement statements.

1. All full-time faculty and staff members of the University may choose one of the following ticket options and upon presentation of a valid ID:

a. Receive two (2) free season tickets, the value of which will be added to your "taxable earnings" and which will be subject to income tax; or

S□□□□□□□ I□□□□□□□□□□□IA□□ A□□ □□□I□S – □□□□□A□ □□□□A□I□□S □□I□□

b. Purchase up to two (2) individual event/game passes for each event at a 20% discount from the full ticket price.

2. The discretion of the President to award complimentary tickets to groups that work directly with SUU students, such as the L.D.S. Institute faculty and complimentary tickets to school district personnel, government personnel, board members and any group connected to the University that he/she deems necessary.

3. Staff employees, team members, and team managers are restricted from selling complimentary tickets or giving complimentary tickets to any individual for the purpose of selling the tickets.

4. The use of promotional tickets to help insure adequate attendance and individuals who help in the production of athletic events, such as plant crew, chain crew, as well as anyone the athletic administration deems necessary to the public relations of the University athletic department.

5. Opponent's complimentary ticket allocations are determined by contract or conference bylaw and distributed according to Conference and NCAA rules and regulations. Purchasing additional tickets beyond the opponent's allocation is not permitted on a departmental or group basis.

C. Player Tickets - Home Events:

1. In the respective sport in which the student-athlete is participating, he/she shall be eligible to receive no more than four (4) complimentary admissions per contest. These are to be administered via a pass list.

2. Each head coach is responsible for submitting to the Ticket Office a list of players eligible to receive comps at least one day in advance of the event. Last minute changes may be accepted at the discretion of the Ticket Office manager.

3. It shall be the authority of the Ticket Manager to enforce all NCAA ticketing policies as they pertain to student-athletes.

S□□□□□□□ I□□□□□□□□□□□IA□□ A□□ □□□I□S – □□□□□A□ □□□□A□I□□S □□I□□

D. An institution may provide four complimentary admissions per home or away contest to a student-athlete in the sport in which the individual participates (either practices or competes), regardless of whether the student-athlete competes in the contest.

1. Complimentary admissions shall be provided only through a pass list for individuals designated by the student-athlete. "Hard tickets" shall not be issued. The institution shall be responsible for this administrative procedure, and the student-athlete's eligibility shall be affected by involvement in action to the contrary (i.e., receipt of more than the permissible four complimentary admissions or the sale or exchange of a complimentary admission for any item of value)."

2. Issuance Procedures: The individual utilizing the complimentary admission must present identification to the person supervising the use of the pass list at the admission gate. The individual then shall be provided a ticket stub or other identification of a specified reserved seat, directed to a specific reserved-seating section or seating area, or treated as a general-admission ticket holder. Student-athletes should be sure their guests know where the pass gate is located and that they bring a valid I.D. Your guests will be asked to sign when receiving admission.

E. Pass Lists: Pass lists must be submitted to the Ticket Office at least one day prior to each event and should include the following: varsity players; "red shirts"; coaches, other than full-time; others (i.e. head coaches, local high school teams, student groups, etc.), as authorized by the Athletic Director and within NCAA rules. All lists must be identified by category and must be typed in alphabetical order.

F. Will Call: Will Call envelopes must be left at the Ticket Windows to assure their being at the event in time.

G. Ticket Office Security: Security of the Ticket Office is governed by University regulations. No unauthorized person is allowed in the Ticket Office.

1. No checks will be cashed for employees by the Ticket Office nor do they have a petty cash fund for use in other than ticket business.

2. No two-party checks will be accepted for the payment of tickets.

H. Group Ticket Sales: The Ticket Manager is responsible for the group ticket sales program. The program includes creation of a ticket application, advertising copy, and the promotional plan. The plan, layout, and copy are to be approved by the Athletic Director. All requests for group tickets are to be referred to the Ticket Office.

Section 5. Policy on Keys

All keys issued to the Stadium, Centrum, and Harris Center will be ordered through Plant Operations according to current policy. People who can authorize issuance of keys:

1. Athletic Director - All keys

2. Associate/Assistant Athletic Directors - All keys

A. Keys issued only with written approval of a Dean and/or department head.

B. Students must have written approval to be in any building after 10 p.m. on weekends, and holidays.

C. Students are not issued keys to athletics buildings except by the written authorization of the Athletic Director.

D. Public Safety and the Custodial Staff are charged with locking buildings; however, faculty and staff are encouraged to lock up whenever possible.

E. Misuse of any key by faculty, staff, or students will result in immediate action within University disciplinary procedures.

F. All areas of a building must be keyed to the university master system, however, on the written request of the Athletic Director, special consideration can be made. Security and safety regulations will prevail over individual wants.

G. Departing faculty and staff must return all keys or the last check will be held until compliance.

H. It is a violation of Utah State law to have lock work done or to have University keys duplicated except by University personnel.

Section 6. Fire Prevention Policies

A. Smoking: Smoke only in designated areas. Extinguish cigarettes and matches before discarding. Do not smoke around flammables.

B. Electrical: Do not overload circuits. Keep wiring in good condition. Avoid the use of extension cords.

C. Rubbish: Clear it out of all areas daily.

D. Corridors, Stairways, and Exits: Keep clear. Do not store anything in corridors or stairways. See that exit signs are maintained.

Section 7. Building Security Policy

The following listing of buildings will be secured and locked by Campus Public Safety at the listed times, and all Faculty, Staff, and Students will be removed at the listed times. (Exceptions are: Scheduled functions, signed authorizations from the Athletic Director and requests for specific exemptions and academic schedules.)

10:00 p.m. Centrum

Stadium and Restroom Facility

Harris Center

Stadium Gates

11:00 p.m. Multipurpose Center

If no scheduled events are listed, some buildings will be locked at 6:00 p.m. and then secured at the listed time.

All buildings will remain secured on Saturdays, Sundays and holidays unless proper scheduling is completed. Anyone entering a building is totally responsible for re-securing the building when leaving. Faculty or staff remaining in a building after it has been locked and secured is totally responsible for the security

~~of the building. Program security is the responsibility of the individual having the function once the building has been unlocked.~~

~~ARTICLE SIX~~

~~COACHES~~

~~Section 1. Responsibilities and Expectations~~

~~A. The selection and employment of coaches are functions of the University and Athletic Administration.~~

~~B. To optimize University resources, some coaches may be hired with teaching as a secondary responsibility. However, unless previously exempted or "grandfathered" in writing, staff personnel policies of the University govern the hiring and management of personnel in the athletic department.~~

~~C. Coaches are expected to uphold the objectives and policies of the Athletic Department and to comply with the procedures outlined in this manual. Recognizing changes and modification to policy and procedure are appropriate from time to time, the Athletic Director is responsible for effecting changes in this manual, as needed, and for communicating the changes to the staff of the department.~~

~~D. Coaches are further expected to comply with the provisions of contracts which have been properly executed.~~

~~E. In coordination with and the approval of the Athletic Director, head coaches may select assistant coaches, as authorized.~~

~~Section 2. Team Rules and Regulations~~

~~A. Pursuant to approval by the Director of Athletics, each head coach will establish and publish rules and regulations regarding the general conduct of student-athletes under his or her own direction. These rules and regulations include appearance, practice, classroom attendance, academic responsibility, punctuality, dress code, personal appearance of student-athletes on team trips, and general standards of behavior. It is a policy of~~

~~the Athletic Department that each coach make clear to the student-athletes, under his or her direction, the acceptable standards of behavior and conduct that are expected of student-athletes. Appropriate disciplinary action will be enforced by the coaches when these standards are not observed.~~

~~B. It is incumbent upon the coach that student-athletes understand their responsibilities as amateur athletes in that financial aid has strict limitations as prescribed by the institution and the NCAA. The student also must realize that as an athlete representing an intercollegiate sport, he or she will be subjected to closer scrutiny than the non-athlete. The student-athlete is representative of his or her sport in the classroom and on the campus and thus must conduct himself or herself in a manner that will reflect credit on athletes in general, and on his or her teammates and the University in particular.~~

~~C. The head coach must inform the student-athletes under his/her tutelage concerning SUU, conference, and association rules and regulations prior to or on the first day of practice. Summaries of these rules must be furnished in writing to student-athletes in order to obviate any misunderstandings.~~

~~D. Coaches must advise their teams that the University prohibits any association with gambling and/or gambling interests by student-athletes or by any personnel of the Athletic Department or Officials of the University. Students (athletes or non-athletes) are directed to report to the head coaches of their respective sports any solicitation to become a party to sport bribery. Failure to report such incidents will be regarded as a serious offense and will be cause for appropriate disciplinary action.~~

~~Section 3. Outside Employment~~

~~A. Speaking Engagements to Outside Groups such as High Schools, Banquets and Clinics: Recognizing that many university coaches have opportunities to accept speaking engagements, a coach may receive an honorarium for such speaking engagements. The honorarium or fee he or she receives is considered personal income and is accountable by the coach for tax purposes. If travel expenses are paid by the sponsoring organization, per diem or travel expenses may not be claimed from the University.~~

~~B. Radio and Television Shows: Coaches may be invited to make personal appearances on radio or television. Care should be taken that the sponsors of these shows represent products which are in good taste. Coaches shall not make appearances on shows sponsored by products that might result in unfavorable connections or publicity for intercollegiate athletics in general or for the particular team sport that the coach represents. All personal contracts or fee arrangements for television and radio appearances must be reported to and have prior approval by the Director and Assistant Director of Athletics.~~

~~C. Endorsements: It is recognized that a coach may be paid to endorse certain products. Good taste must be of paramount concern in the type of products endorsed by the coach. Product endorsements require prior approval by the Director and Assistant Director of Athletics. The institution's name or logo shall not be used, directly or by implication, in the endorsement of commercial products or services without prior written approval from the institution's chief executive officer. Products received through endorsements accrue to the Athletic Department unless exempted in writing by the Athletic Director.~~

~~D. Supplemental Employment: Coaches may obtain approval to accept additional University responsibility from time to time, provided such employment does not interfere with contractual responsibilities. The amount of compensation for the academic year is limited on a formula basis, according to University policy. Sports camps also provide opportunities for supplemental income. Appendix H details the approved sports camps policy of the University.~~

~~ARTICLE SEVEN~~

~~STUDENT-ATHLETES~~

~~Section 1. General Requirements for Student-athletes~~

~~A. University standards and policy for admission to, and retention in, student status shall apply equally to all persons, whether athletes or non-athletes.~~

S□□□□□□□ I□□□□□□□□□□□IA□□ A□□ □□□I□S – □□□□□A□ □□□□A□I□□S □□I□□

B. Student-athletes should be knowledgeable of the academic regulations of the University, of their respective colleges, and of the departments from which they take courses.

C. As for all students, student-athletes are expected to attend the classes in which they are enrolled, turn in all class assignments, and take all course examinations. Institutional excuses for participation in athletic events are to be reported by the student to the instructor prior to the event. It is the responsibility of the student to take the initiative in arranging with the instructor to make up work missed. Rules and procedures regarding making up exams will apply to student-athletes in the same manner as they apply to all students.

D. The academic standings of all student-athletes at SUU are reviewed by the Registrar and the appropriate Faculty Representative at the end of each semester and each summer session. All student-athletes who are academically deficient as defined by the standards of their respective colleges will be placed on probation or suspended in accordance with the applicable regulations as stated in the Southern Utah University catalog. Prior to probation or suspension, the student-athlete will be given an opportunity for a hearing with the University Academic Standards Committee. (The opportunity for a hearing is prescribed by NCAA Bylaws.)

E. If a student-athlete is academically deficient and needs interim and summer sessions to maintain athletic eligibility, except under unusual circumstances, he or she will be required to do the work on the SUU campus. Exceptions must be approved by the appropriate Faculty Athletic Representative, whose decision shall be subject to grievance under the Student Grievance Policy.

F. To be eligible for intercollegiate athletic competition, student-athletes must comply with the credit hour and cumulative grade point requirements of SUU, the Conference, and the NCAA. Also, student-athletes who are beginning their third year of school, must be enrolled in a minimum of two courses (6 credits) which fill requirements in their major and/or minor. In addition, after their second year of university work or at the start of the junior year, student-athletes must be enrolled in a four-year program of study and must be making satisfactory progress leading to a degree. Academic advisement will be predicated upon completion of a

baccalaureate degree within a five-year period. Satisfactory progress means that student-athletes, both men and women, are satisfactorily completing such courses as would be required of a student pursuing a BS or BA degree program to be completed in a total of fifteen semesters.

Section 2. Practice/Playing Season Limitations (NCAA bylaw 17.02)

A. In order to assure that student-athletes are not required to devote an unreasonable amount of time to their sports, NCAA regulations limit the amount of time an athlete can be required to participate in athletically related activities during the playing season and during the off-season. Further, each sport has a designated number of days or weeks which may comprise a playing season.

B. In general, during a playing season, a student-athlete may not be required to participate in "countable athletically related activities" more than 20 hours a week, 4 hours a day and must have at least one day off each week. During the off-season, a student-athlete may not be required to participate more than 8 hours a week. Some examples of countable athletically related activities:

1. Practice;

2. Competition;

3. Required weight training and conditioning activities held at the direction of or supervised by an institutional staff member;

4. Participation in a physical-fitness class conducted by a member of the athletics staff;

5. Film or videotape reviews of athletics practices or contests required, supervised or monitored by institutional staff members;

6. Required participation in a camps, clinics or workshops;

7. Meetings initiated by coaches or other institutional staff members on athletically related matters;

Some examples of noncountable athletically related activities:

1. Training-table or competition related meals;

2. Physical rehabilitation

3. Dressing, showering, or taping;

4. Athletics department academic study hall or tutoring sessions;

5. Meetings with coaches on nonathletic matters;

6. Travel to and from practice and competition;

7. Fund-raising activities.

For a more complete explanation of practice/playing limitations, see your coach or the Associate Athletic Director.

Section 3. Enforcement of Academic Policy for Student-athletes

A. The Faculty Athletic Representative must certify that each student participating in an intercollegiate athletic event is eligible to participate under the rules of this manual and other regulations of SUU, the Conference, and the NCAA. The Faculty Athletic Representative will provide the Director of Athletics with a report on the academic eligibility of all student-athletes.

B. Information concerning the eligibility of any student to participate in athletics shall be communicated immediately by the person having the information to the head coaches and the Director and Assistant Director of Athletics and other officials needing the specific data. It is the responsibility of the Academic Advisor to ensure that efficient reporting procedures regarding absences, academic standing in courses during the semester, changes in course load, or in courses being taken and similar academic progress concerns, be initiated and maintained for all student-athletes and further that appropriate corrective measures be taken as applicable. Faculty members may be contacted by the Academic Advisor in order to obtain information as to the academic performance and class attendance of athletes.

C. Dates of travel, destination, and purpose, together with names of traveling squads, must be provided by the coaches to either the Director or Associate Director of Athletics. It is the responsibility of the individual

student-athlete to make arrangements with the instructors to make up any work missed during the absence.

Section 4. Recruitment of Prospective Student-athletes

A. Adherence to Rules and Regulations: Each coach at Southern Utah University is expected to recruit student-athletes within the limitations of budget and financial support. It is required that coaches have a thorough knowledge of NCAA rules and regulations and that they conform to the rules that apply to each sport. The Director of Athletics with the assistance of the Assistant Director will be responsible for all funds and expenditures incurred in the recruitment of prospective student-athletes.

B. Visitation and Personal Conduct: Documented records of campus visitations by recruits will be kept and will be filed with the Assistant Director of Athletics, as is appropriate to the sport.

C. Review of NCAA Rules & Regulations with Prospective Student-athletes: An NCAA publication, A Guide for the University-Bound Student-athlete is an excellent source of information for coaches in briefing a prospective student-athlete. The coach is directed to review the rules with the prospective student-athlete.

D. Review of Academic Records: Each coach will review carefully the academic record of any prospective student-athlete before making a recommendation for financial aid. Transcripts must be submitted directly by the high school and/or collegiate institution to the Registrar for all athletes recommended for financial aid.

E. Recruitment Priorities: Each coach should give first priority to prospective student-athletes from the State of Utah. The recruiting emphasis shall always be directed to student-athletes from within the state.

F. Junior or Community College Transfers: Coaches may be required to demonstrate that there is a proper balance between student-athletes who are high school graduates and those who are junior or community college transfers. Extra care shall be taken in examining the academic backgrounds of junior or community college transfers to determine their eligibility at SUU.

S□□□□□□□ I□□□□□□□□□□□IA□□ A□□ □□□I□S – □□□□□A□ □□□□A□I□□S □□I□□

~~Section 5. Financial Aid to Student-athletes~~

~~A. All financial assistance related to athletics will be made available from institutional funds by standard methods and procedures. Grants-in-aid are awarded to student-athletes by the Director of Financial Aids upon recommendations by individual coaches and/or their designee from the Athletics Department. The chart in Appendix H describes the procedure for awarding financial aid.~~

~~B. To be eligible to receive, and to retain, an athletic grant-in-aid, each student-athlete must meet, and thereafter comply with, all applicable regulations of SUU and NCAA.~~

~~C. Written notification of awards will be made to student-athletes by the Director of Financial Aids. The communication must be explicit as to the amount of aid, the specifications of payments or remuneration, the duration of awards, and the specific requirements under which awards are made. Financial obligations of the student-athlete to the University must be satisfied before subsequent awards will be made.~~

~~D. Athletic grants-in-aid may not be awarded for a period in excess of one academic year. Grants-in-aid may be renewed for subsequent years. If not renewed, notices of intent not to renew support, or to reduce support, will be sent by the Financial Aid Office to affected student-athletes by Certified Mail not later than June 30th of each year. Cancellation or reduction of financial assistance may be appealed by the student to the Athletic Council.~~

~~E. All athletes will be asked each year to complete the application for Federal, Title IV Financial Aid. Students who are eligible for federal grants may receive side grants in addition to, or in place of, institutional funds within eligibility limits established by the U. S. Department of Education, the NCAA, and the University. Any excess institutional funds will be deposited to the Athletic Department Scholarship Fund.~~

~~F. Athletic financial aid beyond years of athletic eligibility and the traditional academic year is prohibited.~~

~~Section 6. Admission for Student-athletes~~

S□□□□□□□ I□□□□□□□□□□□IA□□ A□□ □□□I□S – □□□□□A□ □□□□A□I□□S □□I□□

A. Letter of Intent Deadlines: Refer to appropriate National Letter of Intent form.

B. Regulations and procedures for student-athletes:

1. By signing a Letter of Intent, the student-athlete understands that if he/she enrolls in another institution, he/she may not represent that institution in intercollegiate athletic competition until in residence at that institution for two calendar years, and in no case will he/she be eligible for more than two seasons of intercollegiate competition in any sport. However, these restrictions will not apply if he/she:

   a. has not, by the opening day of its classes for the term, met the institution's requirements for admission, its academic requirements for financial aid to athletes, and the NCAA 2.000 requirement for financial aid, or the NCAA junior college transfer rule (The student must meet both of the first two requirements and one of the last two.); or

   b. attends the specified institution for at least one academic year; or

   c. graduates from junior college after having signed a National Letter of Intent while in high school or during his/her first year in junior college; or

   d. has not attended any institution (or attended an institution, including a junior college, which does not participate in the National Letter of Intent Program) for at least one academic year after signing a Letter of Intent, provided his/her request for athletic financial aid for a subsequent fall term is not approved by the institution with which he/she signed. In order to receive this waiver, he/she must file with the appropriate conference commissioner a statement from the Director of Athletics at the institution with which he/she signed certifying that such financial aid will not be available to him/her for the requested fall term; or

e. serves on active duty with the armed forces of the United States or on an official church mission for at least eighteen (18) months;

f. is a participant in a sport which is discontinued by the institution with which he/she signed a Letter of Intent; or

g. Rules Violation: if the institution (or a representative of its athletic interests) violated NCAA or Conference rules while recruiting him/her.

2. The student-athlete must receive in writing an award or commendation for athletic financial aid from the institution at the time of signing his/her Letter of Intent. The offer or recommendation shall list the terms and conditions of the award, including the amount and duration of the financial aid. If such recommended financial aid is not approved in 21 days, the Letter shall be invalid.

3. Only one valid National Letter of Intent may be signed. However, if this Letter is rendered null and void under item 1-a, the student-athlete remains free to enroll in any institution of his/her choice where he/she is admissible and will be permitted to sign another Letter in a subsequent signing year.

4. The student-athlete understands that he/she has signed the Letter of Intent with the institution and not for a particular sport.

5. The student-athlete understands that all participating conferences and institutions are obligated to respect his/her signing and shall cease to recruit him/her. He/She will notify any recruiter who contacts him/her of his/her signing.

6. If his/her parent or legal guardian and he/she fail to sign the Letter of Intent within fourteen (14) days after it has been issued to him/her, it will be invalid. In that event, the Letter may be reissued. (Note: Exception is the designated signing period for basketball.)

7. The signature of the student-athlete on the Letter of Intent nullifies any agreements, oral or otherwise, which would release him/her from the conditions stated on the Letter.

8. The Letter of Intent must be signed and dated by the Director of Athletics or his/her authorized representative before submission to the student-athlete and his/her parent or legal guardian for their signatures. The Letter may be mailed prior to the initial signing date.

9. The Letter of Intent must be filed with the appropriate conference by the institution with which the student-athlete signs within 21 days after the date of final signature or it will be invalid. In that event, the Letter of Intent may be reissued.

10. If the student-athlete has knowledge that he/she or his/her parent/legal guardian has falsified any part of the Letter of Intent, he/she understands that he/she will forfeit the first two years of his/her eligibility at the participating institution in which he/she enrolls as outlined in item 1.

11. A release procedure shall be provided in the event the student-athlete and the institution mutually agree to release each other from any obligations of the Letter of Intent. A student-athlete receiving a formal release shall not be eligible for competition at the second institution during the first academic year of residence and shall be charged with one season of competition. The form must be signed by the student-athlete, his/her parent or legal guardian and the Director of Athletics at the institution with which he/she signed. A copy of the release must be filed with the conference which processes the Letter of the signing institution.

12. The Letter of Intent applies only to students who will be entering a four year institution for the first time as a full time student.

C. Regulations and procedures for coaches and related personnel: Contact in person with the prospect's relatives or legal guardian off campus for the purpose of recruitment by institutional staff members and/or representatives of athletic interests is subject to the following limitations:

1. Three such contacts (at sites other than the prospect's educational institution) per prospective student-athlete prior to and on the occasion on which the prospect signs the National Letter of Intent, which shall include contacts with the prospect's relatives or legal guardian, shall be permitted by each member institution.

a. Three additional in-person, off-campus contacts per prospect shall be permitted by each member institution on the grounds of the prospects' educational institution and with written approval of that institution's executive officer or the executive's representative.

b. Subsequent to the occasion of the National Letter of Intent signing, there shall be no limit on such contacts with the prospect, the prospect's relatives or legal guardian by the institution with which the prospect has signed; further, subsequent to the National Letter of Intent signing date, there shall be no limit by such contacts by a national service academy to which the prospect has applied for admission.

c. No member institution may participate in an institutional or a conference athletic Letter of Intent program which involves a signing date in the sport of football or basketball that precedes the initial signing date for that sport in the National Letter of Intent program.

D. General Admissions Process

1. Coaches must contact the School Relations Office for admissions applications and other related materials for each prospective student-athlete. Completed admissions packets including transcripts are to be sent to the Admissions Office.

2. Coaches are responsible for forwarding applications to the prospective student-athlete. Completed admissions packets including transcripts are to be sent to the Admissions Office.

3. Clearing House: Incoming freshmen must be certified through the NCAA Initial Eligibility Clearing House. Also those students transferring from a two-year institution would have to have their initial-eligibility status certified as a qualifier if they were not certified by the clearing house following high-school graduation.

4. Transcripts of the student-athlete's academic record will be forwarded by the Registrar to the Admissions Office after the coach has made a decision to recommend an athlete for financial aid.

5. The coach or institution cannot, under NCAA rules, pay admission processing fee or other deposits.

Section 7. Processing Grants-in-Aid

A. Initial recommendations: All coaches will provide the Director and the Assistant Director of Athletics with the names of the prospective students they wish to recommend for grants-in-aid. The preparation and processing of each grant-in-aid will be completed by the office of the Director of Athletics. Each coach is responsible for determining the number of initial grants-in-aid available to him or her each year and/or semester and for staying within these allocations. The office of the Director of Athletics will monitor the processing of initial recommendations to ensure that coaches not exceed their grant-in-aid allocations. All processing of grants and subsequent national letters of intent will follow the established NCAA regulations.

B. Grants-in-Aid Renewals: Unless notified in writing by the appropriate coach that a grant-in-aid should not be renewed or that a change in aid should be made, grants-in-aid will normally be renewed each year for all eligible students in accordance with SUU and NCAA criteria. The Assistant Director of Athletics will notify each coach in writing of renewal dates so that proper notification of aid changes by the coaches can be submitted to the appropriate person above.

C. All NCAA and official interpretations governing financial aid to athletes may be found in the NCAA Manual.

Section 8. Housing of Student-athletes

If a student-athlete receives financial aid for housing and desires on-campus housing, the student must follow the established University procedures and policies for application and room assignment, and remit the appropriate deposits. Questions and concerns by coaches regarding housing may be directed to the Director of Resident Living through the Assistant Director of Athletics, depending upon the sport.

Section 9. Policy for "Walk-on" Student-athletes

A. In any sport there are generally students who have not been awarded financial aid, who wish to join athletic teams. These student-athletes are nonrecruited students or "walk-ons."

B. The head coach of each team sport must establish a written policy, approved by the Director and Assistant Director of Athletics, concerning walk-on student-athletes. These policies will be published and will cover physical examinations, completion of historical forms, and general standards of athletic performance expected in order for the walk-on student-athlete to become a regular member of the squad. In addition, the walk-on student-athlete must be informed about NCAA requirements as far as outside employment is concerned. A walk-on student-athlete is limited to earning what is classed as "commonly accepted educational expenses," which are the costs of tuition, fees, and room and board.

ARTICLE EIGHT

ANNUAL REVIEW OF NCAA RULES BY COACHES, ATHLETIC STAFF, AND STUDENT-ATHLETES

Section 1. NCAA Regulation on Certification

A. As is required by NCAA rules and regulations, the President of the University, as its chief executive officer, must annually submit a certification to the NCAA, signed by each athletic department staff member (except for clerical personnel), attesting that any known violations of NCAA legislation involving the institution have been reported.

B. The President must further certify that:

1. the President or his/her designee has reviewed with all athletic department staff members the rules and regulations of the NCAA as they apply to the administration and conduct of intercollegiate athletics;

2. at the time of such certification, no current member of the coaching staff has been temporarily or permanently suspended from his/her duties;

3. the policies, procedures, and practices of the institution, its staff members, and representatives of athletic interests (which at SUU includes members of the Thunderbird Athletic Club) are presently in compliance with the NCAA legislation insofar as can be determined;

4. it is the intention of the institution to maintain such compliance.

Section 2. Review of Rules

Pursuant to these regulations, the President has directed that at least once a year the Director of Athletics and/or Assistant Director of Athletics will conduct a review of the applicable NCAA and conference rules and regulations with every coach and athletic staff member at the University. The coaches in turn will review these rules and regulations with student-athletes. A schedule, including assignments for review, will be published in advance and each coach and staff member will attend the meeting.

Section 3. Enrolled Student-athletes

The NCAA also requires that each student-athlete review the applicable NCAA rules and regulations that apply to student-athletes and sign a form certifying that he or she has not violated any of these rules and regulations. This review will be conducted by the head coach or Director of Athletics prior to participation by student-athletes in intercollegiate athletics during the current academic year. Failure of the student-athlete to complete and sign the statement annually will result in the ineligibility of a student-athlete to participate in intercollegiate competition.

Section 4. Exit Interviews

Southern Utah University's Department of Athletics is constantly striving to be the best that it can be and to provide a quality experience for student-athletes. In an effort to improve our programs, the athletic administration conducts exit interviews with many athletes when they leave the athletic program. The administration is sincerely interested in the experience of the SUU athlete and

~~encourages an open and honest participation in this program. These interviews are one method by which the Department strives to continuously improve our programs. In addition, student-athletes are always welcome and encouraged to meet personally with any member of the Athletic Administration.~~

~~Section 5. Sanctions for Violations of Rules~~

~~Any coach, athletic staff member, or University official who willfully and knowingly violates University, conference, or NCAA rules will be subject to immediate disciplinary action, including possible suspension or termination in accordance with University policies governing such action.~~

~~ARTICLE NINE~~

~~COMPLIANCE PROGRAM~~

~~Southern Utah University maintains an active compliance and enforcement program, with its primary goal as the continued conduct of a successful intercollegiate athletics program in observance of Conference and NCAA rules and regulations.~~

~~Section 1. Facets and Participants of Compliance Program~~

~~The Institution shall establish and conduct an educational program designed to improve the level of understanding of NCAA and Conference rules and regulations by Athletic Department personnel and student-athletes. This shall be accomplished by:~~

~~A. Director of Athletics;~~

~~B. Assistant Director of Athletics;~~

~~C. Faculty Athletics Representative;~~

~~D. Academic Advisor for Intercollegiate Athletics;~~

~~Section 2. Responsibilities~~

~~A. Director of Athletics:~~

S□□□□□□ I□□□□□□□□□□IA□□ A□□ □□□I□S – □□□□□A□ □□□□A□I□□S □□I□□

1. ~~Be responsible for the compliance program of the institution.~~

2. ~~Under the direction of the Director of Athletics, the Assistant Director of Athletics shall serve as the Compliance Coordinator for the institution.~~

3. ~~Serve as liaison to NCAA Legislative Services, Compliance, and Enforcement.~~

4. ~~Assists with implementation of NCAA Athletics Certification program.~~

5. ~~Shall request interpretations of NCAA rules.~~

B. ~~Assistant Director of Athletics shall:~~

1. ~~Provide annual revision and distribution of the *Manual of Policies and Procedures for Intercollegiate Athletics* to athletic Department personnel.~~

2. ~~Distribute compliance rules interpretations, national legislative interpretations, announcements, information, etc.~~

3. ~~Administration of National Letter of Intent program.~~

4. ~~Administration of hardship waiver requests as submitted by the FAR.~~

5. ~~Review of legislation passed by the NCAA membership.~~

6. ~~Administers all eligibility forms.~~

7. ~~Serve as primary contact with NCAA Initial Eligibility Clearinghouse.~~

8. ~~Administers NCAA Coaches Certification program.~~

9. ~~Maintains and develops a compliance education program.~~

10. ~~Assists with implementation of NCAA Athletics Certification program.~~

~~11. Serves as liaison to NCAA Legislative Services, Compliance and Enforcement.~~

~~12. Serves as liaison to FAR on athletics matters.~~

~~13. Shall request interpretations of NCAA rules and shall serve as interpreter of rules and regulations prescribed in the Manual of Policies and Procedures for Intercollegiate Athletics, thus creating a common clearinghouse for such information.~~

~~14. Distribute the Legislative Assistance column from the NCAA News to Athletic Department personnel on a regular basis.~~

~~C. Faculty Athletics Representative;~~

~~1. Certify eligibility of all student-athletes.~~

~~2. Administration of annual coaches certification examinations.~~

~~3. Administration of satisfactory-progress certification.~~

~~4. Submission of hardship waiver requests.~~

~~5. Administration of medical absence waiver requests.~~

~~6. Administers all eligibility forms.~~

~~7. Administers NCAA Coaches Certification program.~~

~~8. Serves as liaison to NCAA Legislative Services, Compliance and Enforcement.~~

~~9. Shall request interpretations of NCAA rules.~~

~~D. Academic Advisor for Intercollegiate Athletics;~~

~~1. Assists in providing an annual revision and distribution of the Manual of Policies and Procedures for Intercollegiate Athletics to Athletic Department personnel.~~

2. Assists FAR and Assistant Director of Athletics in administration of satisfactory-progress certification.

Section 3. Violations Procedures

A. If the Director of Athletics determines that a violation has been committed, he/she shall notify Assistant Director of Athletics and the Faculty Athletics Representative to request their cooperation in an investigation.

B. Athletics administration shall notify any Athletics Department personnel and/or student-athlete at the institution who may be affected by any penalties which may be imposed if a violation is found to have occurred.

1. Notification and resolution of violations will be handled expeditiously at the discretion of the Director of Athletics.

2. Athletics Department personnel or student-athlete will be notified of the following:

a. Specific institutional, departmental, team, conference, or NCAA regulations alleged to have been violated.

b. Summary of the evidence and information concerning the violation.

c. Institutional hearing procedures.

d. Time and place of meeting with Director of Athletics, Assistant Director of Athletics, and Faculty Athletics Representative.

Section 4. Disciplinary Procedures

A. With regard to the coach/athlete relationship in general, it is our judgment that this is a relationship that is, and should be, vested with decisive authority and with the latitude to properly discipline athletes.

1. Our intention is for differences between coaches and athletes be resolved at the coach/athlete level through a conference.

S□□□□□□□ I□□□□□□□□□□□IA□□ A□□ □□□I□S – □□□□□A□ □□□□A□I□□S □□I□□

2. If the difference cannot be resolved in this manner, a third party will be called in to mediate. The third party may be the athlete's and/or coach's choice.

3. In the event the issue cannot be resolved through mediation, it will be brought to the attention of the Athletic Administration.

4. If the difference still exists at this level, it will be taken to the appropriate agency in the Office of Student Services for University action.

B. Students who violate expected standards of conduct will be subject to disciplinary action.

1. Incidents occurring on the campus, or of primary concern to the University, will usually be handled by appropriate University agencies.

2. Incidents occurring away from the campus will usually be under the jurisdiction of local authorities. Students should be aware, however, that the campus is not a sanctuary and that all local law enforcement officials have authority to intervene when circumstances warrant. Moreover, University officials can call on outside peace officers for assistance when, in their judgment, such assistance is needed.

C. Disciplinary regulations for intercollegiate athletes are set forth in writing to give student-athletes general notice of prohibited conduct. Misconduct includes, but is not limited to those specific actions listed in this Code. The regulations should be read broadly and are not designed to define conduct in exhaustive terms.

D. Student Rights in Disciplinary Actions:

1. In all hearings before University Disciplinary agencies, the principles of fair play and due process are followed. All persons present at the hearings shall treat the matters discussed therein with confidence. Each student accused of misbehavior is guaranteed certain rights and must be informed of those rights. Among those rights are the following:

a. ~~The right to be informed in writing of the nature of any complaint brought against him/her.~~

b. ~~The right to a hearing before the appropriate judicial body, to be held no earlier than three days nor later than two weeks after the student is notified of the charges against him/her. (The same procedure must be followed on appeals.)~~

c. ~~The right to present witnesses and evidence in his/her behalf.~~

d. ~~The right to hear and examine all evidence presented against him/her and ask questions of witnesses either directly or through the chairperson of the hearing committee.~~

e. ~~The right to be accompanied at the hearing by any person of his/her choosing, whether a fellow student, a counselor, or member of his/her family. An accused student also has, at his/her expense, the right to the assistance of an attorney. This assistance may include preparation for the hearing and attendance at the hearing. However, an attorney attending a hearing should only advise the student. The nature of the proceedings is such that the student should plan to speak for him/herself and not by or through an attorney.~~

f. ~~The right to appeal any decision to the appropriate campus judicial body. Appeals must be filed within seven days following notification of decision.~~

2. ~~In all hearings, it is assumed that a student charged with violation of University regulations is innocent of charges until proven guilty.1"~~

E. ~~Disciplinary Penalties and Sanctions: In order to carry out its essential mission, the University has the authority to penalize or to impose sanctions against students guilty of violating University regulations. Possible punishments that can be levied by the various disciplinary agencies include the following:~~

S□□□□□□□ I□□□□□□□□□□□IA□□ A□□ □□□I□S – □□□□□A□ □□□□A□I□□S □□I□□

1. Admonition or warning or reprimand.

2. Loss of privileges, for example:

   a. Removal from University housing

   b. Discontinuation of scholarship, loan, or other financial aid

   c. Denial of participation in University activities such as athletics, drama, forensics, etc.

3. Disciplinary probation, with or without loss of designated privileges for a stated period of time.

4. Suspension: Exclusion from classes and other privileges or activities as set forth in the notice of suspension for a definite or indefinite period of time.

5. Expulsion: Termination of student status for an indefinite period of time.

6. Other sanctions as determined by the appropriate disciplinary agency, including the requirement that the student complete a special project, which may be, but is not limited to, writing an essay, attending a special class or lecture, or visiting with a counselor.

7. Restitution for stolen or damaged property may be required in addition to any of the sanctions listed above. The University may withhold awarding of degrees or awards, and/or issuing transcripts of credit unless satisfactory arrangements are made regarding payment of fines or assessments or the clearing of other financial obligations to the University.

F. Should members of the department of athletics feel that a penalty imposed by the University Disciplinary Agency was not strong enough, the Director of Athletics may impose additional sanctions.

Section 5. Release of Information

~~All release of information will be handled through the Sports Information Department based on Institutional, Conference, and NCAA guidelines.~~

~~ARTICLE TEN~~

~~BUDGET AND FINANCIAL PROCEDURES AND POLICY~~

~~Section 1. Responsibility and Control~~

~~Final budget and fiscal control and responsibility are vested in the President as approved by the Institutional Council. The Director of Athletics, with the assistance of the Associate Director of Athletics, is responsible for formulating overall budget requests for submission to the Vice President for Administrative & Financial Services. Such requests will specifically designate those funds allocated to revenue and non-revenue producing sports. Upon final approval of the budget each coach or program will be given a copy of their finalized budget.~~

~~Section 2. Budget~~

~~A. The budget of the Athletic Department not only is designed to determine the expenditure level for each area of operation, but is also the basis for management control of operations and performance.~~

~~B. All expenditures must be made in accordance with the policies of the Athletic Department and the University. It is the responsibility of all personnel in the Athletic Department spending University funds to be informed regarding all applicable rules and regulations to assure that expenditures conform with State laws as well as University and Athletic Department policies.~~

~~C. As requested by the Director of Athletics and/or the Associate Director of Athletics, the coaches and staff members who are delegated budget responsibility will prepare a preliminary annual budget request for funds necessary to conduct their respective programs. It is University fiscal policy that all coaches and staff members must operate their respective programs within the allocated funds budgeted for the program.~~

~~D. Adherence to predetermined budgetary limits is mandatory, and it is the responsibility of the Director of Athletics and the Associate Director of~~

Athletics to ensure efficient fiscal management of the Athletic Department.

E. Coaches and staff members who are delegated budget responsibility will receive a monthly budget statement from the University Controllers office. Although there are certain budget items over which coaches have limited control (such as scholarship and games expenses), in those areas which coaches do exercise control, it is necessary that they plan ahead, determining priorities of their most urgent needs.

F. When budgets are near depletion in a particular sport or in the total intercollegiate athletic program, funds may be restricted in an effort to prevent total depletion prior to the end of the fiscal year (June 30).

G. The Athletic Department uses an encumbrance system of accounting which considers commitments to purchase, entertainment, and travel advances as reductions in the budget balance available.

H. When budgets are exhausted, purchase orders will not be written; advances for travel and recruiting will be stopped; and expenses incurred without authorization are the responsibility of the individual incurring the expense. A function of the Associate Athletic Director is to assist with budget planning and control. Any areas of concern should be discussed with the Associate Athletic Director.

Section 3. Internal Audit

The Athletic Department will be subject to an annual compliance audit to be performed by the Controller's Office. Compliance with all rules and regulations governing finances and the actions of the Athletic Department will be reviewed and a report submitted to the President and NCAA.

Section 4. Purchasing

All purchase orders must be placed by Purchasing. No coach or staff member is to place an order verbally or by letter with any supplier. The Athletic Department, in such cases, is not financially responsible for payment. Persons placing unauthorized purchase orders are personally held accountable for the associated expense. All athletic equipment orders must be submitted to the Associate Athletic Director.

S□□□□□□□ I□□□□□□□□□□□IA□□ A□□ □□□I□S – □□□□□A□ □□□□A□I□□S □□I□□

~~Section 5. Mail~~

~~Mail is picked up and delivered daily. A mail drop for the department is in the Harris Center athletics office. Off-campus mail must be labeled by account number. There are three rates of mailing: First Class (mail that is not designated goes out First Class); Third Class (mail that weighs over four ounces - there is a saving for each additional ounce); Bulk Rate (mail must be over 200 pieces and the same weight for each envelope). In order to utilize the Bulk Rate method, one must follow specific procedures. For attendant procedures, check with Mail Services, ext. 7998.~~

~~Section 6. Office Supplies~~

~~Office supplies are kept in the athletic office in the Harris Center. Allotments are made for each sport. If one needs supplies or needs to place an order, the athletic secretary will be responsible.~~

~~Section 7. Policies and Procedures for Team and Individual Travel, Courtesy Cars~~

~~Policies for certain fiscally related activities will be subject to annual recommendations by the Director of Athletics and must be reviewed and approved by the President. These Policies are included in the Appendices as follows:~~

~~A. Team and Individual travel -- Appendix B~~

~~B. Courtesy Cars -- Appendix C~~

~~C. Equipment -- Appendix D~~

~~ARTICLE ELEVEN~~

~~MEDICAL POLICY~~

~~Section 1. General Policy~~

~~A. Each year the medical insurance program will be reviewed by the Athletic Director, and, in consultation with the trainer, renewal or modifications~~

will be made. At least every three years, insurance will be bid through University purchasing procedures.

B. All medical and prescribed medicine charges will be approved for payment by the Team Physician and Head Trainer in accordance with NCAA regulations and the terms of the Department's insurance policy. This allows for medical care for athletic-related injuries athletes received during the competitive season only. (Competitive season is defined as the period of time declared by the head coach of official pre-/off-season conditioning and intercollegiate competition.)

Section 2. Insurance

A. Athletes are covered under the Athletic Department's sponsored secondary accidental medical program which provides benefits in the event of an accidental injury during an intercollegiate, organized sports activity. It does not cover injuries occurring during unsupervised activities.

1. The intercollegiate insurance coverage is considered SECONDARY. A claim cannot be submitted to our insurance carrier until all other valid and collectible group medical policies, such as parental coverage through a parent's place of employment under which the athlete is covered as an eligible dependent, has been utilized.

2. The "Insurance Information Form" must be completed, signed and returned to the Athletic Department. Athletes will not be eligible to participate in the Southern Utah University intercollegiate sports and insurance programs until this form has been completed, signed and returned to the Athletic Trainers.

3. The following information is what a student-athlete will take to the provider of any medical service should the need arise and must also be placed on file with the Athletic Trainers:

a. information regarding father/guardian and mother/guardian including telephone numbers;

~~b. information regarding name of insurance company, address, telephone number, group policy number, group certificate number, employer and address of employer.~~

~~c. policy restrictions;~~

~~d. whether you are covered under a Health Maintenance Organization (HMO) or a Preferred Provider Organization (PPO).~~

~~B. If a student-athlete has medical insurance, the student-athlete will be required to put it into effect then, if necessary, apply against our insurance coverage.~~

~~C. All insurance claims are coordinated through the Department's Head Athletic Trainer and the Associate Athletic Director.~~

~~D. Insurance coverage provided by Southern Utah University for twelve (12) months from the date of injury only.~~

~~Section 3. Medical~~

~~A. The Director of Athletics, in coordination with the Head Athletic Trainer, will select the team physician and/or the orthopedic medicine specialist to monitor and treat injuries sustained by SUU student-athletes, and will approve all physicians included in a referral list.~~

~~B. The team physician is in charge of the medical program of the Athletic Department. The team physician is assisted by the University trainer.~~

~~C. When an athlete is injured he/she shall immediately notify a trainer (see Appendix I: Guidelines for Athletic Training Program). In the event he or she is unable to leave the field, a trainer or the team physician will come to his or her aid. If the team physician is not available immediately and the trainer feels that the athlete should be evaluated by the team physician, he or she shall call the physician immediately. If the team physician is not available, the trainer shall call the appropriate consultant. If the team physician or appropriate consultant is unavailable, the trainer will contact the appropriate agency and transport the athlete to the Emergency Room of the Valley View Medical Center.~~

D. The team physician may delegate another doctor or doctors to assist or act in his or her place. However, the team physician must be informed on any serious injuries and has final authority in regard to treatment.

E. If the University is to assume financial responsibility for student-athletes in need of other medical consultation regarding athletic injury, the student-athlete may use other medical consultation ONLY upon the referral of the team physician, or trainer.

F. Any student-athlete who takes it upon himself or herself to be treated by other medical sources without specific authorization from the team physician or trainer does so at his or her own expense.

G. Medical examinations are given to all student-athletes by the team physician (or other consulting physicians) in each sport prior to the first day of practice. It is the responsibility of the head trainer to carry out this assignment. According to NCAA policy, no student may participate in athletics without examination and approval of the team physician. All head coaches should furnish the trainer with the name of their participants and Social Security numbers to certify that the individual has permission from the coach to participate in the sport.

H. The physical capability of an injured or ill student-athlete to participate in any University athletic competition is determined by the team physician with the assistance of the trainer and/or with medical consultation by another physician when circumstances warrant it.

I. Student-athletes receiving bills for visits to a physician or hospital for treatments unrelated to athletics are responsible for payment.

J. Payments for authorized prescriptions approved by the team physician due to athletic related injuries will be processed under provisions of the insurance policy.

K. In emergencies, medical attention will be arranged immediately for the student-athlete, normally by the trainer.

L. In the absence of the team physician, the trainer (not coaches) will determine whether an injured student-athlete is able to compete.

M. All arrangements for the care of injuries are to be completed before the student-athlete withdraws from the University or graduates. The University will not accept any responsibility after a student-athlete has terminated his or her student affiliation with the University. Health status shall be determined by a physical examination at the end of his or her last competitive season prior to leaving the University. It is the responsibility of the head trainer to fulfill this responsibility.

Section 4. Dental

The Athletic Department will assume responsibility for payment of bills for dental injuries incurred while in practice or in competition.

Section 5. Contact Lenses and Glasses

Replacement of corrective lenses will be provided in the event a lens is lost during a practice or game as verified by the trainer or team physician. All other losses are the responsibility of the individual. Losses must be reported to the head trainer or to the appropriate head coach during the game or practice, if the Athletic Department is to replace lost or damaged lenses.

Section 6. Other Components

The Athletic Department will not be responsible for the payment of medical treatment unrelated to athletics, including but not limited to:

A. common illnesses;

B. injuries incurred during the off-season;

C. injuries incurred in some activity other than one supervised by the University coaches, during regular scheduled practice sessions or games;

Section 7. Student Health Services

The University provides a Student Health Service to all enrolled students. Consulting physicians and health care specialists are available in the event of illness or injury that is not related to athletic competition or practice. Supplemental health and accident insurance coverage is also available.

Section 8. Drug Education, Counseling, and Testing Program

S□□□□□□□ I□□□□□□□□□□□IA□□ A□□ □□□I□S – □□□□□A□ □□□□A□I□□S □□I□□

~~A. Alcohol Use~~

~~State law sets a minimum age for the purchase and consumption of alcohol at 21 years of age. Even after reaching the age of 21, student-athletes are prohibited from drinking alcoholic beverages when traveling with, or representing, their teams. In addition, alcoholic beverages are not to be consumed while attending athletically sponsored events. Reported violations will be investigated by the Department of Athletics.~~

~~Note: Coaches may have stricter alcohol use policies within their team rules.~~

~~If you feel you have an alcohol or chemical abuse problem, consult with your team's athletic trainer or your sport supervisor.~~

~~B. The Purpose of Drug Testing~~

~~Southern Utah University's Department of Athletics is committed to making every effort to prevent the use of illegal and performance-enhancing drugs by its student-athletes. It should be understood that there are no specific drug problems which are specific to student-athletes. However, student-athletes occupy a special position in the University community: they must maintain a high degree of physical fitness and alertness to perform to the best of their capacity in their athletic endeavors; they must adhere rigorously to the highest standards of ethical behavior in their chosen sports; and they must be prepared to be viewed as role models by their peers. These and other demands placed upon the student-athlete by the University community make it essential that student-athletes exist in a drug-free environment and learn to use alcohol in a legal and responsible manner. Drug testing is also done to give you an additional reason to say "no," and to identify any student-athlete who is using a prohibited substance.~~

~~Drug testing is done to ensure that you are medically competent to participate in intercollegiate athletics and to minimize your risk of being injured.~~

~~C. Drug Testing by the NCAA~~

~~As an NCAA student-athlete, you are required to sign the Drug Testing Consent form, which subjects you to drug testing by the Department of Athletics and by the NCAA. Under NCAA regulations, any student-athlete involved in any round of an NCAA championship (individual or team) or in a certified postseason football bowl game may be tested prior to, during or after the event. In addition, all student-athletes may be tested by the NCAA at any time of the year, either on campus or where the student-athlete is residing during summer months.~~

~~1. 1st positive test or a banned substance:~~

~~a. Out of Season - Loss of a season of competition as well as a 365 day suspension from competition. Must have a negative retest and the end of the 365 day period to regain competition eligibility.~~

~~b. You become immediately ineligible for the rest of all competition and remain ineligible the next year until you have missed the equivalent of one season. You remain ineligible until you retest negative and the NCAA Reinstatement Committee restores your eligibility.~~

~~2. 2nd positive test for a banned substance:~~

~~a. Out of Season - Loss of all remaining eligibility in all sports.~~

~~b. In Season - You become immediately ineligible and lose all remaining eligibility in all sports.~~

~~3. Transfer to another NCAA Institution after a positive test:~~

~~a. Out of Season - The NCAA requires that the new institution be informed of the positive test and that all sanctions will apply at the new school.~~

~~b. In Season - The NCAA requires that the new institution be informed of the positive test and that all sanctions will apply at the new school.~~

~~4. Transfer to a Non-NCAA institution after a positive test:~~

~~a. Out of Season - You lose all remaining eligibility at the NCAA Division I, II, and III level and potentially jeopardize reinstatement into the NCAA system.~~

~~b. In Season - You lose all remaining eligibility at the NCAA Division I, II, and III level and potentially jeopardize reinstatement into the NCAA system.~~

~~D. 2016-17 NCAA Banned Drugs~~

~~http://www.ncaa.org/2016-17-ncaa-banned-drugs-list~~

S□□□□□□□ I□□□□□□□□□□□IA□□ A□□ □□□I□S – □□□□□A□ □□□□A□I□□S □□I□□

E. NCAA Nutritional/Dietary Supplements Warning

Nutritional supplements are not strictly regulated and may contain substances banned by the NCAA. Many over the counter supplements may contain substances that WILL test positive on an NCAA drug test. Before consuming any nutritional/dietary supplement product, review the product and its label with the Sports Medicine staff!

REMEMBER:

1. Dietary supplements are not well regulated and may cause a positive drug test result.

2. Student-athletes have tested positive and lost their eligibility using dietary supplements.

3. Many dietary supplements are contaminated with banned drugs not listed on the label.

4. Any product containing a dietary supplement ingredient is taken at your own risk.

It is helpful to check with the Athletic Training staff before using any substance, but it is important to remember that you are ultimately responsible for any substance you intake.

S□□□□□□□ I□□□□□□□□□□□IA□□ A□□ □□□I□S – □□□□□A□ □□□□A□I□□S □□I□□

~~F. University Drug Testing Program~~

~~Southern Utah University's program of drug testing for student-athletes is designed to enhance the overall health and well-being of student-athletes. If a student-athlete is identified, through the procedures described in the following section entitled "University Drug Testing Procedures", as a user of a banned substance, he or she will be referred to the appropriate medical personnel for evaluation, counseling, and treatment.~~

~~The drugs for which testing may be conducted include, but are not limited to:~~

1. ~~Street Drugs, including amphetamines, ecstasy (MDMA), barbiturates, benzodiazepines, cannabinoids (marijuana), cocaine, methaqualone, opiates, and phencyclidine (PCP);~~

2. ~~Anabolic Steroids, including oxymetholone, methandrostenolone, oxandrolone,ethylstrenol, stanozolol, and nandrolone (among others);~~

3. ~~Nutritional Supplements, including androstenedione, androstenediol, norandrostenedione, norandrostenediol, DHEA, and ephedrine. Although these supplements can be purchased legally, they are banned by the NCAA and other athletic governing Bodies.~~

~~G. University Drug Testing Procedures~~

S□□□□□□□ I□□□□□□□□□□□IA□□ A□□ □□□I□S – □□□□□A□ □□□□A□I□□S □□I□□

~~The University's drug-testing program is composed of three different testing regimens. The first of these is a random testing program. Under the random testing program, a random list of student-athletes' names will be generated on a regular basis. These student-athletes will be contacted by members of the Athletic Training Staff and will be required to be present at the drug testing site at the prescribed time. A student-athlete is considered to be subject to random drug testing at any time of the calendar year if any of the following conditions are met:~~

1. ~~They are currently on an official roster of one of the intercollegiate athletic teams, or~~

2. ~~They are either enrolled in classes at the University or they are participating in workout programs that are either supervised by University Athletics staff members or involve the use of Athletic Department Facilities, or~~

3. ~~They are receiving financial aid from the Department of Athletics.~~

~~The second testing regimen is the University's reasonable suspicion drug testing program. Drug testing in this situation may occur when there is reasonable suspicion that a student-athlete is using or has used either street drugs or performance-enhancing drugs. "Reasonable suspicion", as defined by the Athletic Department Administration, means the identification of specific and identifiable facts which, taken together with rational inferences from those facts, provides a particularized and objective basis for suspecting that a student-athlete is using or has used either street drugs or performance-enhancing drugs.~~

~~Examples of circumstances giving rise to reasonable suspicion could include but are not limited to: 1) observed possession or use of substances appearing to be street drugs or performance-enhancing drugs; 2) arrest or conviction for a criminal offense in connection with the possession or use of street drugs or performance-enhancing drugs; 3) perceived abnormal appearance, behavior or performance reasonably construed as being caused by the use of street drugs or performance-enhancing drugs; or 4) other indications of use or possession of street drugs or performance-enhancing drugs. A list of abnormal appearance or behavior is listed later in this section.~~

~~The determination of reasonable suspicion will be made by the Athletic Department Administration, or the Team Physician. Information regarding reasonable suspicion can come, directly or indirectly, from any credible source, including but not limited to coaches, athletic trainers, the Athletic Director, campus law enforcement officials, Division of Student Affairs employees, or other University officials or employees and may be conveyed directly to the Head Athletic Trainer or designee. If the Head Athletic Trainer determines reasonable suspicion exists, the student-athlete will be tested for drugs. Any testing for drug use will be done as soon as practicable following the determination of reasonable suspicion.~~

~~The third testing regimen involves the possible testing of student-athletes prior to their participation in an NCAA Championship event or bowl contest where drug testing will likely be performed by the NCAA. Positive test results from this testing will be handled in the same fashion as with all other tests. The testing procedure for all three regimens will involve the collection of specimens of urine from the student-athlete. This collection procedure will be observed by Health Care personnel. When collected specimens are referred to an outside laboratory, a proper and effective chain of custody of collection specimens will be observed. The specimens collected from a student-athlete will be split into two samples, labeled "A" and "B", at the time of collection. Both samples will be sealed in the student-athlete's presence. The samples will then be forwarded to the outside laboratory for analysis. (The specific laboratory will be determined by the Head Athletic Trainer). The testing laboratory will test specimen~~

~~"A" from the student-athlete, using an immunoassay technique. If by immunoassay a student-athlete's urine specimen is found to contain any of the drugs mentioned above or other street drugs or performance-enhancing substances, the student-athlete has the option to request a secondary confirmation test performed by gas chromatography/mass spectroscopy. If this second test is positive, specimen "B" will be retained for possible later evaluation.~~

~~The Head Athletic Trainer (or the alternate Team Physician as noted above) shall notify the Athletic Director of the results any student athletes' confirmed positive drug test. The Athletic Director in turn shall notify the Head Coach and Sport Supervisor of the student-athlete's team. The Athletic Director, at his discretion, may make a determination to notify others, as he deems appropriate.~~

~~H. Sanctions for Substance Abuse~~

~~In order to serve as a deterrent to the continued use of either street drugs or performance-enhancing drugs, a system of sanctions must be developed for those student-athletes who test positive for the prescribed drugs and/or persist in the use of banned substances. These sanctions should not be viewed simply as retribution against the drug user but as means of aiding the user to free himself or herself from the harmful effects of drugs. In addition, any student-athlete who misses a random or selected drug testing appointment, will be sanctioned as if the test were positive and move to the next highest sanctioning status.~~

1. ~~1st positive test for a banned substance: Head Athletic Trainer will notify the Athletic Director and the student-athlete of a positive test result. Unless there is an appeal, the student-athlete will be referred to the appropriate personnel in Student Counseling and Psychological Services (CAPS), or another approved counseling professional, for~~

~~evaluation and for recommendation of specific treatment. The confidentiality of this initial evaluation and treatment process is critical and will be strictly maintained with the patient-physician confidential relationship preserved between the student-athlete and counseling personnel. Student-athletes informed of a first positive test must report to CAPS, or another approved counseling professional, for evaluation and treatment within an amount of time deemed to be reasonable by the Head Athletic Trainer. Refusal or failure to report will result in sanctions being placed upon the student-athlete equivalent to those levied for a second positive test result, as defined below. If, at any time the student-athlete refuses evaluation or treatment sanctions equivalent to those for a second positive test will be levied.~~

~~2. 2nd positive test for a banned substance: Disqualification of participation in practice or competition for a period that includes ⅓ of their sports' competitions, even if this means the sanctions will be applied the following season. The Head Athletic Trainer will notify the same personnel as for a first positive test. Additionally, in the event of a second positive test, the student-athlete will be required to undergo more intensive treatment with the appropriate counseling professional. Refusal of the student-athlete to participate in this more intensive treatment program will result in the levying of sanctions equivalent to those of a third positive test.~~

~~3. 3rd positive test for a banned substance: Loss of grant-in-aid and permanently barred from practice and competition with any sport sponsored by the University. The student-athlete will be referred for conduct to the Dean of Students office. Continued counseling for the drug-abuse problem will be offered to the former student-athlete during the time he or she remains as a student at Southern Utah University. Prior to the application of these final sanctions following a third positive test for street drugs, the student-athlete shall have five (5) days within which to request a meeting with the Athletic Director for the purpose of establishing reasons why this sanction should not be~~

~~applied. At any such meeting, the student-athlete shall have the right to bring a representative.~~

~~I. Important Points~~

1. ~~At the discretion of the Director of Athletics, any egregious violation of the drug testing policy can result in the immediate removal from intercollegiate activities.~~

2. ~~Any type of positive drug test can result in the loss or non-renewal of your athletic grant-in-aid.~~

3. ~~Failure to appear at a scheduled NCAA or SUU drug test will be considered a positive result.~~

~~J. Appeal Procedures~~

~~Upon receiving a positive test, the student-athlete will have a period of five (5) days in which to appeal the test result. This appeal consists of a request that specimen "B", collected at the time of testing and forwarded to the testing laboratory, be tested by the laboratory at the expense of the student-athlete. If this test is confirmed positive, the student-athlete must follow the procedures outlined below. If the second test is negative, no action will be taken by the University. It must be noted, however, that the occurrence of a negative test following an appeal does not eliminate the student-athlete from any further testing based upon either the random or~~

~~the probable cause procedure described above.~~

~~K. Conclusion~~

~~All student-athletes should remember that the intent and purpose of this substance abuse program is designed to insure that all student-athletes will remain drug-free and will continue to enjoy the benefits of being student-athletes at Southern Utah University. It is also intended to provide the assurance that student-athletes at the University will continue to enjoy the mental and physical health and well-being which is such an important aspect of participation in intercollegiate athletics.~~

~~L. Changes which are observable in drug abuse and/or addicted athletes:~~

~~Any one or more symptoms does not mean an athlete is a drug user; however, as an athlete exhibits more of the named symptoms, the probability of abuse/addiction increases.~~

~~M. Physiologic Symptoms~~

~~Impaired coordination~~

~~Weight loss~~

~~Impaired judgment~~

~~Excessive activity~~

~~Drowsiness~~

~~Slurred speech~~

~~Needle marks~~

~~Constricted pupils~~

~~Dilated pupils~~

~~Blurred vision~~

~~Headaches (frequent)~~

~~Frequent sore throats, runny nose~~

~~Increased blood pressure~~

~~Decreased heart rate~~

~~Increased heart rate~~

~~Jaundice~~

~~Acne (changes)~~

~~General puffiness of tissues~~

~~Balding~~

~~Voice Changes~~

~~Facial Hair (in women)~~

~~Frequent signs of Aggression (fights)~~

~~N. Psychological Symptoms~~

~~Loss of interest, motivation~~

~~Impaired judgment~~

~~Nervousness/mood swings~~

~~Restlessness~~

~~Anxiety~~

~~Intense short term highs followed by depression~~

~~Confusion~~

~~Abusive, violent behavior~~

~~Paranoia~~

~~Negative attitude~~

~~O. Social Symptoms~~

~~Neglect of appearance~~

~~Change in friends~~

~~Frequently missed appointments~~

~~Change of entertainment~~

~~Withdrawing~~

~~Section 9. Pregnancy~~

~~Section 10. Prior Injuries or Illness~~

S□ □□□□□□ I□□□□□□□□□□□IA□□ A□□ □□□I□S – □□□□□A□ □□□□A□I□□S □□I□□

~~A. If the athlete has had a prior injury before reporting to Southern Utah University and in the opinion of the team physician and trainer this injury will prevent the athlete from participating without doing further harm, the athlete will not be allowed to participate. If the athlete desires to have corrective surgery, he may do so with the understanding the University will not be responsible for the payment of such surgery or hospitalization.~~

~~B. Injuries or illness not occurring during active practice or competition are not the responsibility of the University, and cost of medical care is a personal expense of the student-athlete.~~

~~ARTICLE TWELVE~~

~~THUNDERBIRD ATHLETIC CLUB~~

~~The Thunderbird Athletic Club (TAC) is a support organization made up of individuals and organizations who raise and contribute funds or products to the Athletic Department. Under the Southern Utah Development Office, the TAC receives contributions for the purpose of supporting the activities of the Athletic Department and its student-athletes.~~

~~ARTICLE THIRTEEN~~

~~PERSONNEL POLICIES~~

~~Section 1. Affirmative Action~~

~~The University's Affirmative Action policy applies to operations of the Athletic Department. The policy is administered by the Affirmative Action Officer with the assistance of all University administrators.~~

S□□□□□□□ I□□□□□□□□□□□IA□□ A□□ □□□I□S – □□□□□A□ □□□□A□I□□S □□I□□

~~Section 2. Personnel Policies and Practices~~

~~A. The employment of coaches holding faculty status is governed by the provisions of University policies for faculty.~~

~~B. The employment of all other staff employees in the Athletic Department is governed by the policies and procedures stated in staff policy documents.~~

~~C. The Director of Athletics and all head coaches serve at the pleasure of the President and may be terminated without cause at any time. Assistant coaches serve at the pleasure of the Head Coach and may be terminated without cause at any time with the concurrence of the President.~~

~~APPENDIX A~~

~~ELIGIBILITY REQUIREMENTS AND TRANSFER RULES~~

~~Section 1. Eligibility Requirements~~

~~To maintain their eligibility and scholarship/financial aid/grant-in-aid the student-athlete must meet the requirements of the NCAA as well as the requirements of Southern Utah University as listed below.~~

~~A. The student-athlete shall be enrolled for a minimum full-time program of studies which shall not be less than 12 semester hours. If the competition takes place between terms, the student-athlete shall have been so registered in the term immediately preceding the date of competition or, for an entering or returning student, shall be accepted for enrollment as a regular, full-time student for the immediate succeeding regular term. If the competition and/or practice takes place before the start of fall semester all freshmen and transfer students must be formally accepted at the university and meet all NCAA requirements for entering freshmen or transfer students before they can practice or compete. (NCAA manual Bylaw 14.1)~~

~~B. In order for a student to become eligible or to remain eligible for intercollegiate competition, he/she shall be enrolled in an academic program leading to a recognized degree and shall be making normal progress towards graduation, both quantitatively and qualitatively. To be eligible for intercollegiate athletic competition, a student shall comply with SUU credit hour and cumulative grade point average (GPA) requirements (counting all acceptable college credits attempted) based on 4.00 grading system with 0=F, 1=D, 2=C, 3=B, 4=A.~~

~~C. Entering freshmen must meet the NCAA Initial-Eligibility Clearinghouse requirements. To maintain eligibility they are expected to be in good~~

~~academic standing (as determined by item D). First semester probation students may be given a hearing at the discretion of the Faculty Athletics Representative (FAR) to review eligibility and scholarship/financial aid/grant-in-aid. All student-athletes with consecutive second semester probations will lose eligibility and will be given opportunities for hearings to review continued eligibility and scholarship/financial aid/grant-in-aid.~~

~~D. "Eligibility for competition for a midyear transfer student-athlete, for a student-athlete subsequent to the student-athlete's first academic year in residence, or after the student-athlete has utilized one season of eligibility in any sport at the certifying institution shall be determined by the student-athlete's academic record in existence at the beginning of the fall term or at the beginning of any other regular term of that academic year, based upon:~~

~~1. Satisfactory completion, prior to each fall term, of a cumulative total of academic semester or quarter hours equivalent to an average of at least 12 semester or quarter hours during each of the previous academic terms in academic years in which the student-athlete has been enrolled in a term or terms, OR~~

~~2. Satisfactory completion of 24 semester or 36 quarter hours of academic credit since the beginning of the previous fall term or since the beginning of the certifying institution's preceding regular two semesters or three quarters."~~

~~E. The student-athlete can lose their eligibility and scholarship/financial aid/grant-in-aid if: (NCAA manual Bylaw 15.3.4.1)~~

~~1. The student-athlete renders himself or herself ineligible for intercollegiate competition by not following the above academic criteria;~~

S□□□□□□□ I□□□□□□□□□□□IA□□ A□□ □□□I□S – □□□□□A□ □□□□A□I□□S □□I□□

2. The student-athlete fraudulently misrepresents any information on an application, letter of intent or financial aid agreement;

3. The student-athlete engages in serious misconduct warranting substantial disciplinary penalty;

4. The student-athlete voluntarily withdraws from a sport for personal reasons.

Section 2. Transfer

A. Junior College transfers must meet the requirement as stated in the current NCAA Manual. The grade point averages and units of credit earned are defined therein. In cases where the student-athlete is transferring with less than 30 units of work, SUU requires a high school transcript.

B. Rules governing transfers from four year degree granting institutions are defined in the NCAA Manual.

~~APPENDIX B~~

~~TRAVEL POLICY AND REGULATIONS – INDIVIDUAL AND TEAM~~

~~Section 1. Application of Regulation~~

~~Each member of the Athletic Department is responsible for compliance with SUU travel regulations. This policy summary applies to all funds disbursed by SUU for Athletic Department travel, regardless of the source of such funds. In the case of assistant coaches or other athletic department personnel, the immediate supervisor or coach also must approve the travel authorization and reimbursement. All travel authorizations and reimbursement requests must be approved by the Director of Athletics. Willful falsification of a travel authorization or reimbursement form will be cause for termination.~~

~~The University has a corporate credit card program with American Express. Members of the Athletic Department with good credit ratings are issued the cards as a convenience for University-related travel. The card holder is responsible and liable for the charges on the credit card. Reimbursement fraud will be cause for termination.~~

~~Section 2. Definitions~~

~~A. "Travel" means a trip away from the SUU campus.~~

~~B. "Travel time" means the amount of time away from SUU's campus.~~

~~C. "Out-of-state" travel means a trip beyond the borders of the State of Utah.~~

S□□□□□□□ I□□□□□□□□□□□IA□□ A□□ □□□I□S – □□□□□A□ □□□□A□I□□S □□I□□

D. "End of trip" means when the person returns to SUU.

E. "Travel authorization" means authority to travel on University business upon completion and approval of the authorization form.

F. "Travel reimbursement" means application for payment of approved travel expenses at the end of trip.

G. "Credit Card" means the corporate credit card issued to the full-time coach.

Section 3. Procedure for Trip Requests

A. As a general rule, submit travel authorization form 12 days prior to the trip.

NOTE: Once the competition schedule is finalized, all team travel authorizations can be prepared and submitted.

B. The request for a state vehicle (if desired) must be made at the time the travel authorization is submitted.

C. A tentative trip itinerary must be made at the time that the travel order is submitted. If actual travel for the submitted travel authorization is not within the confines of the trip itinerary then only receipts for the itinerary will be accepted.

D. Travel must be within the limits as stated on the travel authorization. Reimbursements will only be made for travel expenses authorized on the travel advance and incurred during the requested time span.

Section 4. Charges and Reimbursements

A. Per diem will be paid according to the current allowable rate by the University.

B. The only expenses that should be charged on the credit card and that are reimbursable are meals, lodging, parking, entry fees, game tickets, taxi, bus telegrams, and telephone calls. Receipts must be presented for everything claimed. If someone is treated to a meal (coaches, players) on a trip then a receipt is needed to claim reimbursement for that expense.

C. Transportation: State-owned vehicles should be used whenever available. The state-owned vehicle will be charged to the budget of the requesting party at the current charge rate. Mileage on personal automobiles will be reimbursed at the current rate that is allowed. Courtesy vehicles will be reimbursed at the actual expenses incurred, receipts must be turned in for gasoline, oil and the necessary expenditures of transportation. Rental vehicles must be requested on the travel authorization and approved prior to the trip.

D. Frequent flyer credits and other reimbursements accrue to the athletic department not to individual sports or coaches.

Section 5. Procedure Following Trips

~~All receipts must be submitted within 48 hours after the trip or on Monday after the trip if on a weekend or the day following a holiday trip.~~

~~Section 6. Out-of-State Travel~~

~~A. State-owned automobiles and personal-owned vehicles used for out-of-state travel while on official business must be approved on the travel authorization form.~~

~~B. Rented or out-of-state courtesy vehicles are allowed for transportation.~~

~~Section 7. Procedure for the Use of University Vehicles~~

~~A. Objective: The objective of the University is to provide maximum use of vehicles for authorized, official University business based upon the availability of vehicles.~~

~~B. Regulations: Motor Pool has established criteria and procedures for using state vehicles. Athletics staff are encouraged to learn the regulations and comply with them.~~

~~C. Personal Use of SUU Vehicles: Vehicles may not be used for personal activity.~~

~~Section 8. Team Travel~~

~~A. Only team members, coaches, trainer, student managers, the team physician, publicity staff, and appropriate athletic department personnel (hereafter referred to as the team traveling unit) may be charged to a team~~

~~travel authorization. Only the team traveling unit may be included in any hotel and restaurant receipts submitted for reimbursement.~~

~~B. A list of the names of persons in the team traveling unit and their titles must be attached to each authorization requesting reimbursement for team travel.~~

~~Section 9. Official Paid Visit of Recruits~~

~~A. NCAA rules govern how recruits are entertained and housed while on campus.~~

~~B. The Athletic department arranges meals, lodging and air transportation (as needed and allotted by sport) for visiting recruits.~~

~~C. In the event that university facilities for prospective student-athletes are not available, then facilities must be used according to the list of allowable alternative facilities approved by the Director of Athletics.~~

~~D. All meals must be authorized by the Associate Athletic Director, with receipts turned in to the Associate Athletic Director that includes the number of people served and the amount. Two coaches may accompany the recruit(s).~~

~~E. Receipts from all other expenditures of recruiting visits must be turned into the Associate Director of Athletics following the official visit.~~

S□□□□□□□ I□□□□□□□□□□□IA□□ A□□ □□□I□S – □□□□□A□ □□□□A□I□□S □□I□□

F. Appropriate forms pertaining to travel and expenses for student visits must be obtained from the Office of the Director of Athletics. The completed forms are to be filed with the Director of Athletics.

~~APPENDIX C~~

~~SOUTHERN UTAH UNIVERSITY ATHLETIC DEPARTMENT~~

~~COURTESY CAR POLICY~~

~~Section 1. Approval of Courtesy Cars~~

~~The use of courtesy cars (complimentary vehicles) by Athletic Department personnel for business purposes is viewed as a gift-in-kind to the Thunderbird Athletic Club. When travel expenses are reimbursed on the basis of actual use of gas, oil, and so forth, courtesy cars can provide substantial savings to the University. The University does not guarantee a courtesy car to any employee of the Athletic Department. It will, however, approve equal opportunity for any member of the Athletic Department staff to negotiate with regional or local automobile dealers to provide such courtesy cars in exchange for benefits to the dealers stipulated in Section 4. All such individual arrangements are subject to approval by the Director of Athletics. Responsibilities of the assignee for such cars and limitations for their use are also set forth in Section 2. A list of Athletic Department personnel using courtesy cars will be submitted quarterly to the Development Office.~~

~~Section 2. Responsibility of Coach or Staff Member~~

~~The coach or staff member using a courtesy car must abide by the following:~~

~~A. The coach or staff member must keep the car clean and in good appearance.~~

~~B. The coach or staff member is responsible for repair and payment of any damage done to the car by accident or negligence. This will include paying the deductible amount on collision insurance in the event that repair costs are more than the deductible amount.~~

~~C. When the car is returned to the dealer for exchange, it will be clean inside and out.~~

~~D. The automobile will be returned to the dealer at the agreed-upon mileage for exchange.~~

~~E. If the dealer desires, the car will be returned to the dealership for periodic checks.~~

~~F. The car is provided for the use of the coach or staff member and should not be driven by a family member except in emergency.~~

~~G. Dealer stipulations on mileage, maintenance and care will be the responsibility of the coach.~~

~~H. A log will be maintained in the vehicle to record University and personal use. Personal mileage is taxable income, according to IRS regulations.~~

~~I. When the vehicle is turned in or each quarter, the log will be turned in to the Controller's Office.~~

~~Section 3. Insurance Coverage on Courtesy Cars~~

~~The University will provide insurance coverage on courtesy cars provided for members of the Athletic Department if the vehicle is properly licensed according to State risk management regulations. (Dealer plates do not constitute proper licensing.) Individuals who use vehicles with dealer plates must provide the~~

~~dealer written evidence of collision, comprehensive, and liability insurance on the vehicles promptly upon assignment of such vehicles. The liability insurance limits must be a minimum of $100,000/$300,000 for bodily injury and property damage, and $100 deductible for collision.~~

~~Section 4. Benefits to Automobile Dealers in Courtesy Car Program~~

~~Receive the equivalent of a contribution which includes corporate sponsorship.~~

~~APPENDIX D~~

~~ATHLETIC EQUIPMENT: PURCHASES, MAINTENANCE, RESPONSIBILITY~~

~~Section 1. Equipment and Equipment Management~~

~~The following policies and procedures are applicable to equipment owned by the Athletic Department and to management of the equipment room.~~

~~A. Primary responsibility for storage, maintenance, security, and inventory of athletic equipment for the Athletic Department is vested in the head coach of each sport. Current inventories must be filed annually with the Associate Athletic Director.~~

~~B. Student equipment managers will report directly to the appropriate head coach.~~

~~C. Athletic equipment purchase requests must be initiated through and by the head coach or his designee.~~

~~D. Under no circumstances are coaches to initiate purchases directly with vendors regardless of quantity. Unauthorized purchases become the financial responsibility of the individual placing the order.~~

~~E. All items purchased with SUU funds become property of SUU.~~

F. In determining what orders are to be placed, several items must be considered: last year's inventory, past experience, money available in each sport's equipment budget, and a projection of the number of athletes expected to participate in next year's program.

1. Orders will be typed and will include the following information: quantity, brand name (if one is preferred), style, colors, and sizes. Lettering and numbering instructions will be given if applicable. Where possible, catalog numbers and current prices will also be stated. These orders will be signed by head coach of the sport. All coaches must apply the NCAA Constitution policy as it pertains to the use of commercial logos which may appear on wearing apparel.

2. Orders will be submitted to the Associate Athletic Director for processing and final approval. The head coach will notify the business office in writing as to which bid to accept.

3. All unauthorized purchases that bypass the financial process shall be the sole responsibility of the coach.

G. The Purchasing Office will give the Associate Athletic Director copies of purchase orders issued. These are kept in a current file for reference when goods are received.

1. New equipment is received following normal University procedures and is to be examined to see that it is in proper order. Quantity, style, sizes, colors, numbering and lettering must match specifications on the purchase order. Any deviation from the original order will be reported to the vendor and the Purchasing Office for correction.

2. Goods received are checked in by circling each item received on the purchase order. The date received and the initials of the person checking in that item are written above that item on the purchase order for later reference.

3. The equipment room will be responsible for expediting delivery of purchase orders from vendors.

4. Copies of completed purchase orders are placed in files marked "Orders Closed" for each sport. These files are used for later reference.

H. All equipment for each sport will be stored in one designated area, where possible.

1. Storage areas (shelves, cabinets, racks, etc.) will be labeled as to their contents.

2. Only equipment in usable condition will be stored. All other equipment will be disposed of according to University regulations. No staff member will make verbal or written commitments to provide obsolete equipment to groups or individuals.

I. Equipment will be checked periodically to insure that it is in proper and safe working order.

1. Clothing will be repaired or replaced when torn or worn.

2. Uniforms and practice gear will be laundered when necessary.

J. Within thirty (30) days after the end of a sport's season, an inventory of that sport's equipment and clothing will be taken by the head coach or his designee, listing the name of the item, whether it is new or used, and any other relevant information such as sizes or present condition. Only usable items will be listed.

1. When the inventory is completed, one copy is forwarded to the Associate Athletic Director, one to the head coach of the sport, and one is retained in the equipment room.

K. Only articles that are SUU property will be accepted for laundering. Athletic laundry facilities are not for personal use.

L. The Student Equipment Manager will complete a check list for each sport. Before each trip, using his check list, he will consult with the head coach of the sport to ensure that correct and complete equipment is taken on the trip.

1. Coaches are responsible for submitting travel lists one day in advance to allow the equipment room ample time to have travel gear available.

Section 2. Student Manager

The responsibility for appointing student managers rests with the head coach, in consultation with the Associate Athletic Director. Student managers are responsible to the head coach.

~~APPENDIX E~~

~~GUIDELINES FOR THE ATHLETIC TRAINING PROGRAM~~

~~The athletic training program at Southern Utah University is dedicated to the prevention, care, and rehabilitation of athletic injuries. The following guidelines will be adhered to:~~

~~Section 1. Injuries and Treatment~~

~~A. All injuries must be reported to the trainer immediately. Student-athletes must arrive on time for all treatments, taping, and appointments.~~

~~B. In case of injury or accident contact the Head Athletic Trainer. If for any reason the trainer cannot be notified of the occurrence of a serious emergency, contact Campus Public Safety for necessary action.~~

~~C. All doctor's appointments are made through the trainer. Any costs incurred without proper authority will be the responsibility of the student-athlete. Medical costs of non-athletic injuries will also be the responsibility of the student-athlete.~~

~~Section 2. Policy for Injured Athletes~~

~~A. All athletes are expected to attend all meetings and practices unless specifically excused by the trainer and the coach. Injured athletes must report to the trainer daily. If an injury prohibits an athlete from practicing, he/she must receive treatment during practice time.~~

S□□□□□□□ I□□□□□□□□□□□IA□□ A□□ □□□I□S – □□□□□A□ □□□□A□I□□S □□I□□

B. Whenever deemed necessary, all incurred injuries should be examined by the team physician, not the school health services, in order that the team physician may provide advice on the extent of the injury and necessary treatment.

Section 3. Athletic Physicals

Pre-competition physical examinations are required for all athletes participating in any intercollegiate sport.

A. It is the responsibility of the head coach of each individual sport to, through the Head Trainer, set up sports physical examinations. Each coach must notify the Trainer when athletes of his given sport are available for examination. This should be done as soon as a team roster has been finalized (1 month prior to start of competitive schedule.)

B. Each coach must give the Trainer a full list of names of all athletes who are to be cleared for participation in their given sport.

~~APPENDIX F~~

~~FLOW CHARTS~~

Southern Utah University

President's Council Organizational Chart

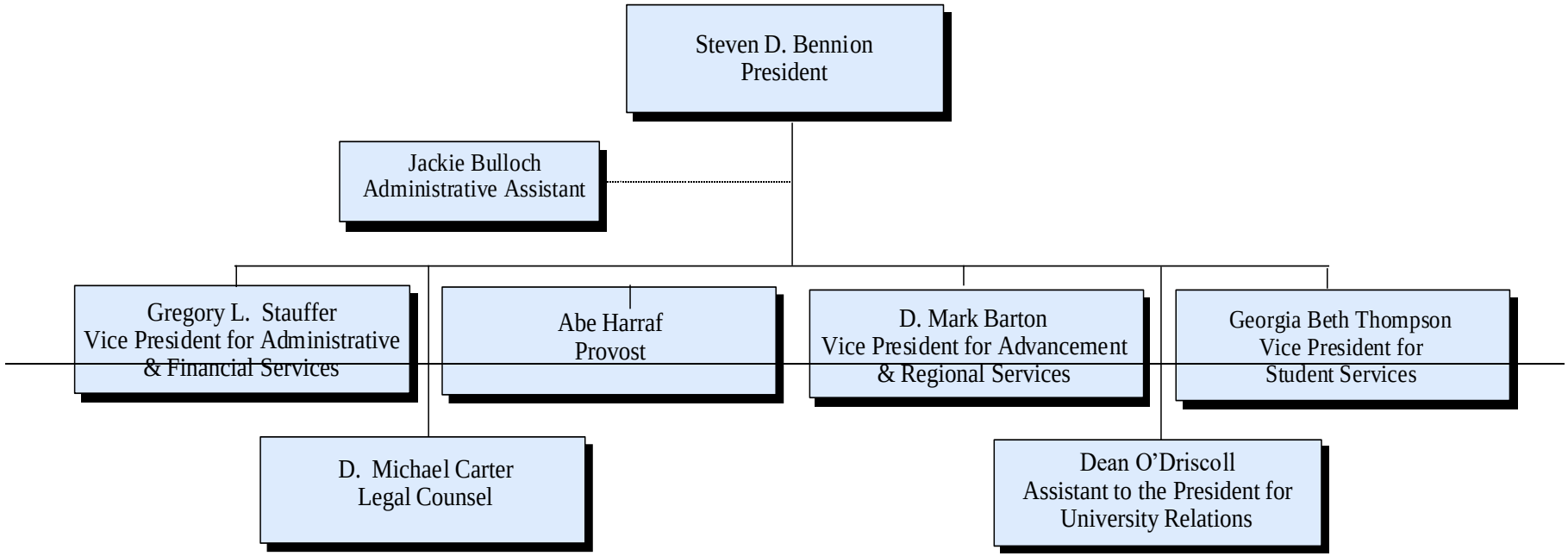

July 2003

Southern Utah University

Administrative & Financial Services Organizational Chart

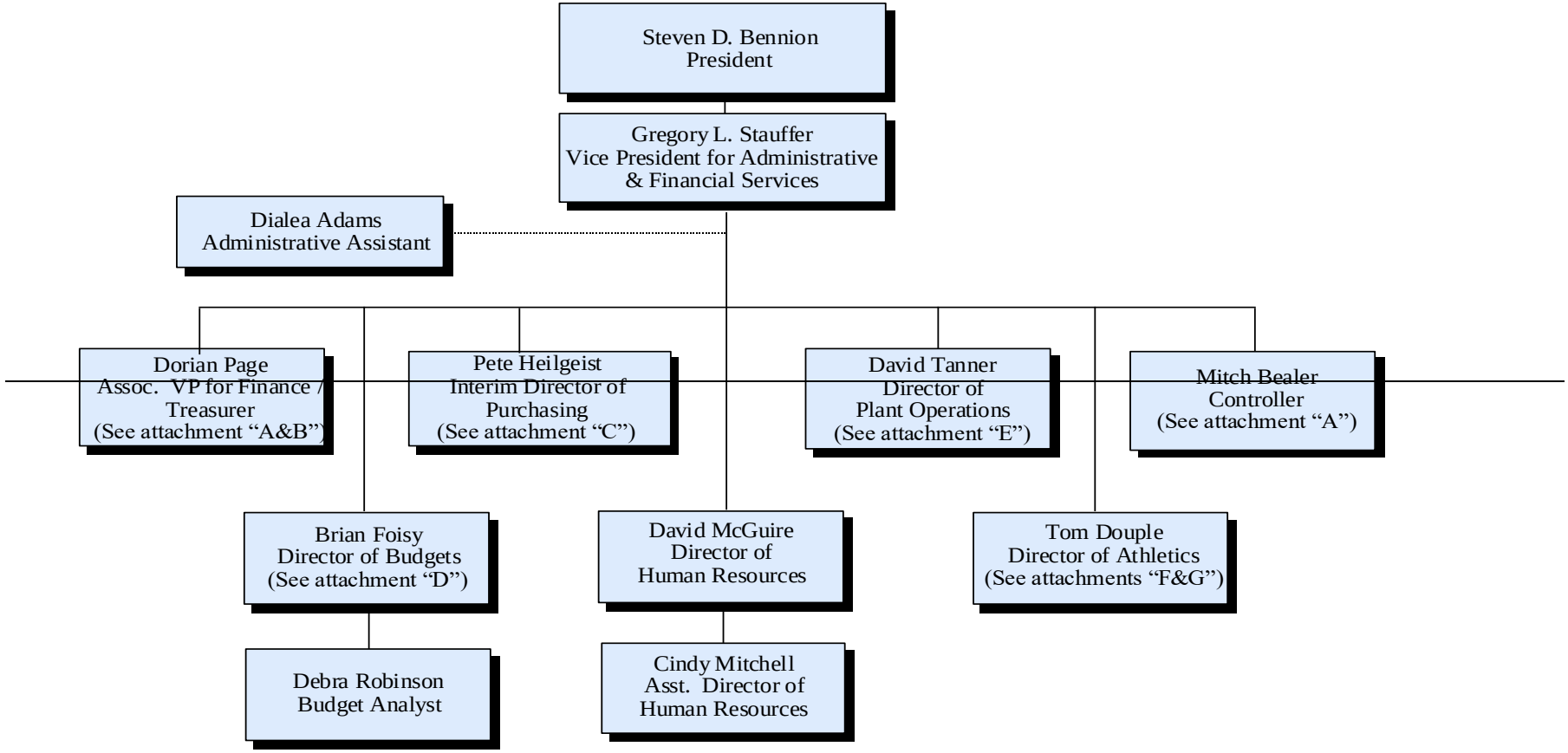

July 2003

Southern Utah University

Administrative & Financial Services Organizational Chart

Attachment "F"

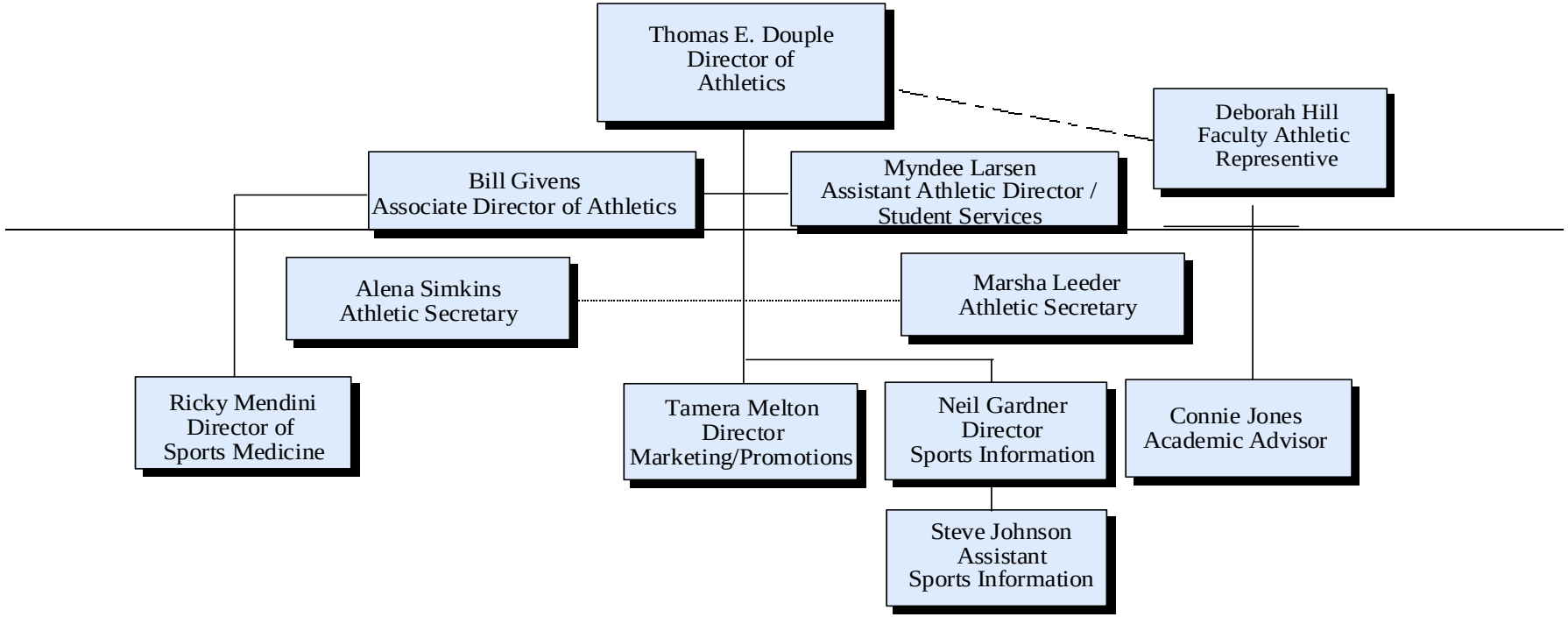

July 2003

Southern Utah University

Administrative & Financial Services Organizational Chart

Attachment "G"

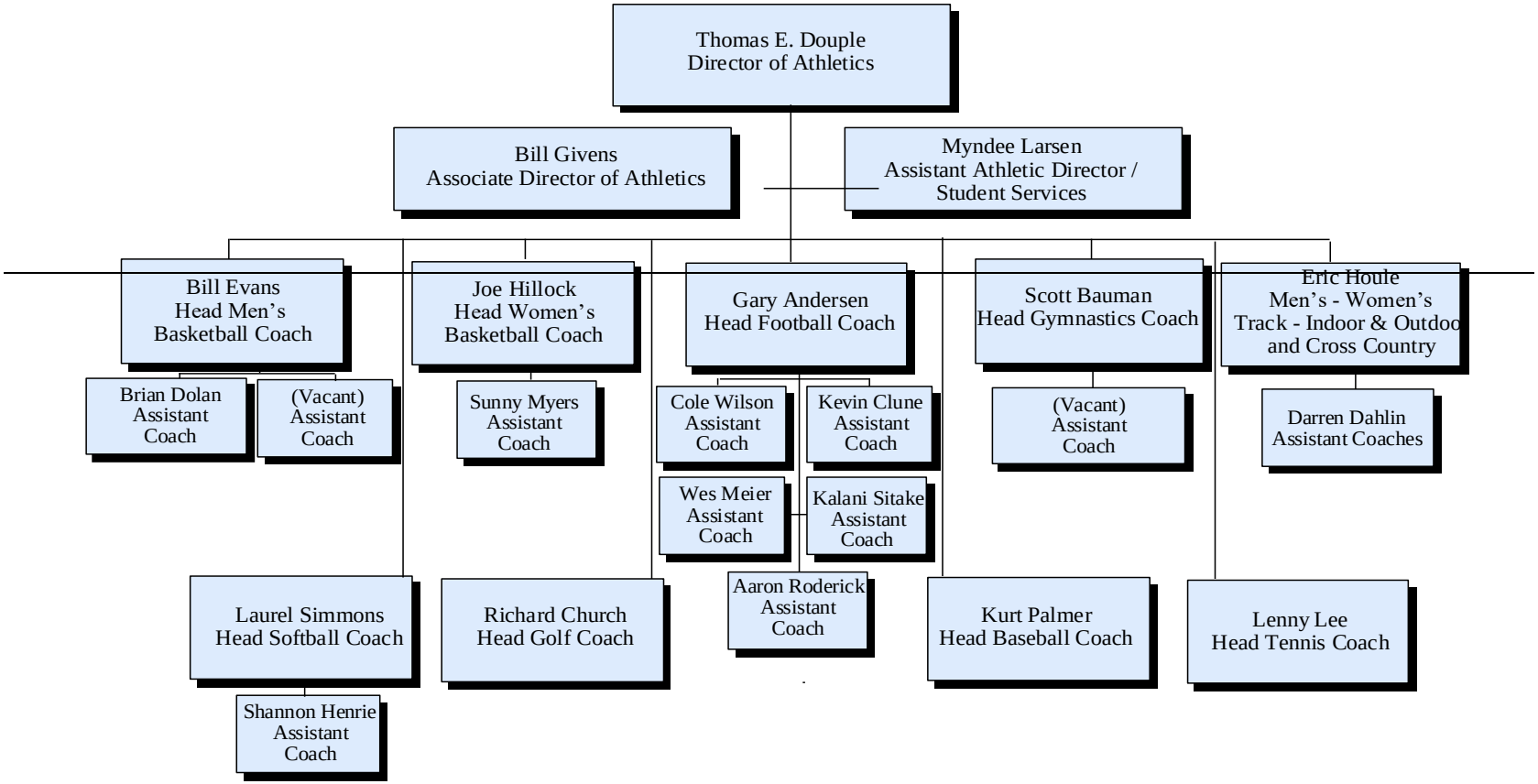

July 2003

~~APPENDIX G~~

~~FINANCIAL AID AWARD PROCEDURE~~

~~Section 1. Team Coaches~~

~~Coaches shall:~~

~~A. Select athletes,~~

~~B. Set award amounts,~~

~~C. Prepare and issue Award Recommendations,~~

~~D. Originate team rosters and give them to the Assistant Athletic Director.~~

~~Section 2. Assistant Athletic Director~~

~~The Assistant Athletic Director shall:~~

~~A. Finalize team rosters,~~

~~B. Serve as liaison with the Financial Aid Department,~~

~~C. Supply to Financial Aid:~~

~~1. Team Rosters, including amounts and sources of awards,~~

~~2. Copies of Athletic Aid Recommendations,~~

~~3. Discontinued-aid lists,~~

~~4. Change-In-Aid Requests.~~

~~Section 3. Student-Athletes~~

~~Student-athletes shall:~~

~~A. Sign and return award recommendations to the Assistant Athletic Director,~~

~~B. Complete and file Federal Financial Aid Applications,~~

~~C. Furnish Student Aid Reports and supporting documents to the Financial Aid Department,~~

~~D. Sign Athletic Financial Aid Contracts and return them to the Assistant Athletic Director.~~

~~Section 4. Financial Aid Department~~

~~Financial-aid personnel shall:~~

~~A. Prepare and issue Athletic Financial Aid Contracts,~~

~~B. Prepare and issue Notices of Intent Not to Renew or to Reduce Support,~~

S□□□□□□□ I□□□□□□□□□□□IA□□ A□□□□□I□S – □□□□□A□ □□□□A□I□□S □□I□□

~~C. Evaluate financial-aid documents and package financial-aid awards,~~

~~D. Allocate athletic-aid amounts between budget categories,~~

~~E. Input awards into university computer record system,~~

~~F. Monitor awards to assure eligibility and regulatory compliance,~~

~~G. Supply to Assistant Athletic Director:~~

~~1. Copies of Athletic-award work sheets,~~

~~2. Athletic-aid reports~~

~~APPENDIX H~~

~~SPORTS CAMPS POLICY~~

~~Section 1. Purpose of the Policy~~

~~To set policy for sports camps operated as a contract-based service from separately incorporated coaches who agree to fulfill the purposes of sports camps as set forth below.~~

~~Section 2. Scope~~

~~This policy applies to all sports camps sponsored by the Department of Intercollegiate Athletics.~~

~~Section 3. Purpose of Sports Camps~~

~~Sports camps are sponsored by the Department of Intercollegiate Athletics for the following purposes:~~

~~A. Advancing SUU and its intercollegiate athletic program among youth of elementary and secondary school age;~~

~~B. Marketing of the University among prospective SUU students;~~

~~C. Generating additional compensation for coaches and support staff;~~

~~D. Generating funds for the athletic department through collection of a camp fee and also to generate funds for campus auxiliary services and Cedar City businesses.~~

~~Section 4. General~~

~~A. Sports camps will be held on campus, in University facilities, and should use the auxiliary services of SUU whenever possible. Under some circumstances, private housing may be used. The policies and procedures of all auxiliaries will be upheld by all sports camps personnel.~~

~~B. As a general rule, camps should be offered during the months of June, July, and August, and must be authorized and approved by the Athletic Director and supervised by the coach sponsoring the camp.~~

~~C. The basic operating philosophy will be to have camps that enhance the image, student recruiting, and public relations of SUU and of the athletic program.~~

~~D. Sports camps must be conducted as a completely self-support enterprise, and the level of quality and professionalism should reflect positively on the institution.~~

~~E. Literature produced for sports camps shall indicate both the name of the coach sponsoring the camp and the name of Southern Utah University, and shall be reviewed and approved in accordance with the publications guidelines of the University.~~

~~Section 5. Format~~

S□□□□□□□ I□□□□□□□□□□□IA□□ A□□□□□I□S – □□□□□A□ □□□□A□I□□S □□I□□

~~A. Each coach may choose to sponsor a sports camp as a separately incorporated individual. Sponsoring a sports camp implies agreement with the purposes and procedures set forth in this policy.~~

~~B. Coaches who wish to sponsor a sports camp will declare to the Athletic Director by January 1, each year:~~

~~1. the number of camps desired;~~

~~2. the preferred dates of each camp; and~~

~~3. the number of participants expected at each camp~~

~~(Scheduling must be done one year in advance in most cases.)~~

~~C. Responsibilities:~~

~~1. The Athletic Director will:~~

~~a. Coordinate with the Associate Athletic Director to compile a schedule of camps and notify each coach regarding the approved camp.~~

~~2. The Associate Athletic Director will:~~

~~a. Schedule the camp through the Campus Scheduling Office and coordinate with the Division of Continuing Education regarding housing, dates, and campus facilities.~~

~~3. The coach shall:~~

~~a. Establish rates or cost of service, equipment, or products.~~

~~b. Advertise the camp.~~

~~c. Collect fees, account for, and report number of participants, fees charged, and total gross receipts for the camp to the Athletic Director for approval and submit to the University cashier a copy of such approved report along with the deposit of the appropriate net fee according to the fee payment schedule, in Athletic accounts.~~

~~d. coordinate arrangements with Resident Living, Food Service, and other campus agencies, as necessary.~~

~~e. Assume responsibility for corporate, financial, and tax liabilities on income received. Net revenues and expenditures belong to the corporation.~~

~~Section 6. Fee Payment Schedule Charged by the University~~

~~A. For any athletic department camp, the institution's liability insurance will be provided and all facility and athletic department equipment utilized, will be included as rental in the fee provided by each coach.~~

~~B. A program fee of 2% of gross receipts or $250, whichever is greater, will be paid to the appropriate sports camp account within thirty days of the conclusion of the camp.~~

SUU SOUTHERN UTAH UNIVERSITY

MARVIN L. DODGE
CFO | VICE PRESIDENT

Date: October 19, 2020

To: Board of Trustees

From: Marvin L. Dodge

Subject: Amendments to Policy 13.17, *Bylaws of the University Benefits Committee*

The University Benefits Committee works in conjunction with the Office of Human Resources to evaluate options and make recommendations to the President's Cabinet on behalf of University employees for health (medical, pharmacy, dental, vision, Health Savings Account/Flex Spending Accounts, and Employee Assistance Programs), life insurance, disability insurance, and retirement offerings.

Proposed changes to the bylaws streamline the membership from thirteen (13) voting members to seven (7), allows the Faculty Senate and Staff Association to each appoint two members to the committee of their own choosing, sets the term of appointed members to three (3) years with a maximum of two consecutive terms, outlines the rotation of at least one staff and faculty member each year, and makes a few other technical changes.

This policy received approval from the President's Cabinet on August 31, 2020. Further, it was first presented to the President's Council at its September 21, 2020, meeting and thereafter was distributed to campus for a 21-day review. Edits resulting from the campus review, and final revisions were presented to the Council at its October 19, 2020 meeting, where it was recommended for your consideration.

Office of the Vice President for Finance and Administrative Services
351 West University Blvd., Cedar City, UT 84720

SUBJECT: BYLAWS OF THE UNIVERSITY BENEFITS COMMITTEE

I. PURPOSE: To establish bylaws for the Benefits Committee which is charged with evaluating options and making recommendations to the President's Cabinet ~~ouncil~~ on behalf of University employees for health (medical, pharmacy, dental, vision, Health Savings Account/Flex Spending Accounts, Employee Assistance Programs, etc.), life insurance, disability insurance, and retirement offerings of the University.

II. POLICY:

A. Responsibilities

1. Review, prioritize, and recommend to the President's Cabinet ~~ouncil~~ benefit plan design changes each year based on changing circumstances and available funding.

2. Review and evaluate insurance performance (claims versus premiums) and make recommendations for plan adjustments based on results.

3. Review and recommend benefit providers based on Requests for Proposal (RFP) responses when necessary.

B. Membership

This committee is an advisory committee of the University and will consist of seven (7) ~~at least 13~~ voting members and four (4) non-voting members.

Voting Members

1. Committee Chair appointed by the University President

2. President of the Faculty Senate (or ~~elected~~ designated representative)

3. President of the Staff Association (or ~~elected~~ designated representative)

4. Two ~~At least one~~ full-time faculty members selected by the Faculty Senate ~~from each college/school~~

5. Two ~~At least one~~ benefited staff members selected by the Staff Association Board ~~from each vice-president's area~~

Non-Voting Members

1. Director of Human Resources

2. Assistant Director of Human Resources

3. ~~Executive~~ Assistant to the VP Finance & Administration - serves as Secretary to the Committee

4. A representative from the Purchasing Office (ad-hoc based on RFP and other purchasing-related issues that require advisement)

Founding Board
Initial appointments staggered to serve for one, two, or three year terms to provide continuity to the Board

Qualifications of Membership

~~Faculty and Staff membership to be made up of a representative number of individuals in each insurance group (traditional and high deductible) as compared to the overall percentage of health insurance membership in each group.~~

~~1. Care should be taken to make sure that the membership is reflective of the differing groups on campus taking into consideration gender, marital status, age, etc.~~

~~Appointments to the advisory committee shall be made by President's Council based on nominations made by the Committee Chair in consultation with the Faculty Senate and Staff Association Presidents.~~

~~2.~~1. Following the initial appointment of the Founding Board e~~E~~ach appointment of an advisory committee member shall be for a minimum of 3~~5~~ years, except when the appointment is to fill an unexpired term. OR in the case of the President of the Faculty Senate and Staff Association who may ~~could~~ serve for only one year during their tenure as President/elected representative of their respective organization.

~~3.~~2. One faculty and one staff member ~~A majority of the voting members~~ will be retained each year with none serving more than two ~~en~~ successive terms ~~years~~. ~~Three years will expire before any outgoing member may be~~

~~reappointed. At least two members will rotate off the committee each year, keeping in mind the balance of the Committee composition.~~

~~4.~~3. The term of a new committee member shall begin on July 1.

~~5.~~4. Members may be replaced mid-term should circumstances warrant. ~~Individuals will automatically lose membership in the committee if they fail to attend three successive meetings without presenting in advance to the chair of the committee a valid reason for their absence.~~

C. Officers and Their Duties

The officers shall be: Chair and Secretary

The Chair duties shall be:

1. To preside at the meetings of the advisory committee;

2. To appoint special subcommittees, which may include persons other than advisory committee members.

The Secretary shall:

1. Keep records of the attendance of members at meetings;

2. Keep a record of discussion and recommendations;

3. Maintain a permanent record file of advisory committee activities;

4. Distribute minutes of advisory committee meetings and copies of other committee documents to committee members and others.

D. Meetings

There will be at least three (3) meetings of the advisory committee annually, with one being held each January and others scheduled as needed.

Additional meetings may be required during the plan evaluation process or when reviewing requests for proposals.

SUU SOUTHERN UTAH UNIVERSITY

Office of the Associate Provost
Old Main 212
*351 W University Blvd * Cedar City, UT 84720*
Phone: 435-586-7703

MEMORANDUM

Date: November 13, 2020
To: SUU Board of Trustees
From: James Sage, Associate Provost
RE: R401: Notification of Name Change: Nursing – Health Professionals to BSN Emphasis

On behalf of Provost Jon Anderson and interim Dean Camille Thomas, we are submitting for your approval a name change notification. The Nursing program has proposed changing the name of the existing Nursing program from "LPN to BSN Emphasis" to "Health Professionals to BSN Emphasis."

This proposal has been approved by the appropriate university-level curriculum committees as well as the Deans Council. As a name change to an existing emphasis, the SUU Board of Trustees provides final approval and then a "notification" is sent to the Commissioner's Office to update their database of academic programs for SUU.

The existing LPN to BSN Emphasis was developed with Southwest Technical College (STECH) and originally focused on helping student who have completed the Licensed Professional Nurse (LPN) program matriculate into SUU's Bachelor of Science in Nursing (BSN) program. After close collaboration with STECH, it was determined that students completing the paramedic program and respiratory therapist program could also matriculate into the BSN program. Thus, a name change to "Health Professionals" is more inclusive and more accurately reflects the types of students served by this emphasis.

Thank you for considering this name change notification. Please let us know if you have any questions or concerns.

Utah System of Higher Education
Notification of Changes to Existing Academic Program

Institution Submitting Request:	**Southern Utah University**			
	Current		*NEW (if applicable)*	
Program Title:	**Nursing - Licensed Practical Nurse (LPN) to BSN Emphasis**		**Nursing - Health Professionals to BSN Emphasis**	
Sponsoring School, College, or Division:	**College of Health Sciences**			
Sponsoring Academic Department(s) or Unit(s):	**Department of Nursing**			
Classification of Instruction Program Code[1]:	**51.3801**		**6 - Digit CIP**	
Min/Max Credit Hours Required for Full Program:	**120**	**/ 130**	**Min Cr Hr**	**/ Max Cr Hr**
Proposed Effective Term for Program Change[2]:	**Fall**	**2021**		
Institutional Board of Trustees' Approval Date:				

Award Type: Other Bachelor Degree **BSN**

☒	Name Change of Existing Program
☐	Program Restructure with or without Consolidation
☐	Program Transfer to a new academic department or unit
☐	Program Suspension
☐	Program Discontinuation
☐	Reinstatement of Previously Suspended Program
☐	Out of Service Area Delivery Program -- *Attached Signed MOU*

Program Change Type (check all that apply):

Program Change Description/Narrative

Briefly describe program change. For program discontinuance or suspension, include teach out plan.

This emphasis no longer restricts only Licensed Professional Nurses (LPNs) to apply to the program. The program now accepts applications from several other health professionals, such as paramedics and respiratory therapists. The name change better reflects the population of the students the program aims to serve.

Chief Academic Officer (or Designee) Signature:

I, the Chief Academic Officer or Designee, certify that all required institutional approvals have been obtained prior to submitting this request to the Office of the Commissioner.

Please type your first and last name _____

Date:

☐

I understand that checking this box constitutes my legal signature.

1 For CIP code classifications, please see http://nces.ed.gov/ipeds/cipcode/Default.aspx?y=55.

2 "Proposed Effective Term" refers to term when change to program is published. **For Suspensions and Discontinuations,** "effective term" refers to the term the program will suspend admissions.

SUU SOUTHERN UTAH UNIVERSITY

Office of the Associate Provost
Old Main 212
*351 W University Blvd * Cedar City, UT 84720*
Phone: 435-586-7703

MEMORANDUM

Date: November 13, 2020
To: SUU Board of Trustees
From: James Sage, Associate Provost
RE: R401: BS in Cybersecurity (conversion from existing emphasis to stand alone major)

On behalf of Provost Jon Anderson and interim Dean Jim Brandt, we are submitting for your preliminary review a proposal to create a Bachelor of Science (BS) in Cybersecurity. This proposal is to convert the existing cybersecurity emphasis within the BS in Information Systems program into a stand alone major.

While the existing coursework will remain largely the same (just three new classes will be added), we have been instructed by the Commissioner's Office to complete a "full template" and treat this proposal as if it were a new program. Hence, as a new degree program, this proposal requires peer review by the Chief Academic Officers (CAOs) within USHE. We are presenting this program to the SUU Board of Trustees as an information item and to clarify any issues prior to submission to the Commissioner's Office and review by the CAOs.

Once the CAO Peer Review Report is completed and returned to campus, we will bring this new program proposal back to the SUU Board of Trustees for final approval.

Thank you for considering this new program proposal. Please let us know if you have any questions or concerns.

Utah System of Higher Education
New Academic Program Proposal
Cover/Signature Page - Full Template

Institution Submitting Request:	**Southern Utah University**
Proposed Program Title:	**Bachelor of Science in Cybersecurity**
Sponsoring School, College, or Division:	**College of Engineering and Computational Sciences**
Sponsoring Academic Department(s) or Unit(s):	**Department of Computer Science and Information Systems**
Classification of Instructional Program Code[1] :	**11.1003**
Min/Max Credit Hours Required of Full Program:	**121 / 122**
Proposed Beginning Term[2]:	**Fall 2021**
Institutional Board of Trustees' Approval Date:	

Program Type (check all that apply):

☐ (AAS)	Associate of Applied Science Degree
☐ (AA)	Associate of Arts Degree
☐ (AS)	Associate of Science Degree
☐	Specialized Associate Degree (specify award type[3]:)
☐	Other (specify award type[3]:)
☐ (BA)	Bachelor of Arts Degree
☒ (BS)	Bachelor of Science Degree
☐	Specialized Bachelor Degree (specify award type[3]:)
☐	Other (specify award type[3]:)
☐ (MA)	Master of Arts Degree
☐ (MS)	Master of Science Degree
☐	Specialized Master Degree (specify award type[3]:)
☐	Other (specify award type[3]:)
☐	Doctoral Degree (specify award type[3]:)
☐	K-12 School Personnel Program
☐	Out of Service Area Delivery Program ☐ Attached MOU
☐	Out of Mission Program
☐	NEW Professional School

[1] For CIP code classifications, please see http://nces.ed.gov/ipeds/cipcode/Default.aspx?y=55.
[2] "Proposed Beginning Term" refers to first term after Regent approval that students may declare this program.
[3] Please indicate award such as APE, BFA, MBA, MEd, EdD, JD

Chief Academic Officer (or Designee) Signature:
I, the Chief Academic Officer or Designee, certify that all required institutional approvals have been obtained prior to submitting this request to the Office of the Commissioner.

Please type your first and last name _____ Date:

☐ I understand that checking this box constitutes my legal signature.

Utah System of Higher Education
Program Description - Full Template

Section I: The Request

Southern Utah University requests approval to offer the following Baccalaureate degree(s): Bachelor of Science in Cybersecurity effective Fall 2021. This program was approved by the institutional Board of Trustees on .

Section II: Program Proposal

Program Description

Present a complete, formal program description.

The Bachelors of Science (BS) in Cybersecurity is a comprehensive study of the field of Cybersecurity focusing on the skills, knowledge, and education necessary for preparing students to enter the workforce as Cybersecurity practitioners in managerial and technical positions. The program will be delivered in-person and will include information security, critical infrastructure security, computer and network security, operational security, and emergency and disaster planning.

Consistency with Institutional Mission

Explain how the program is consistent with the institution's Regents-approved mission, roles, and goals (see mission and roles at higheredutah.org/policies/policyr312) or, for "out of mission" program requests, the rationale for the request.

Southern Utah University's mission statement is: "Southern Utah University is a dynamic teaching and learning community that engages students in experiential education leading to personal growth, civic responsibility, and professional excellence."

The degree is focused on experiential learning, providing students with the hands-on activities necessary to prepare them to excel in a highly competitive workforce. At the same time, the cybersecurity field by its nature is very dynamic. This requires the faculty to be engaged not only with the student, but with the industry as well.

Section III: Needs Assessment

Program Rationale

Describe the institutional procedures used to arrive at a decision to offer the program. Briefly indicate why such a program should be initiated. State how the institution and the USHE benefit by offering the proposed program.

The BS in Cybersecurity is an outgrowth of changing demand in the workforce, indicated by both our Industry Advisory Board (IAB) and national surveys, as well as the hiring of new faculty who specialize in cybersecurity. Current statistics from Cisco indicate 3.5 million cybersecurity job openings worldwide by 2021.

It is anticipated that enrollment will increase over the current Information Systems degree with a cybersecurity emphasis, due both to increased coverage of topics and the name recognition of a "Cybersecurity" major. USHE benefits from having another program in cybersecurity, to accompany those from Western Governor's University and Utah Valley University. However, unlike either of those programs, the current emphasis in cybersecurity is designated as a Center of Academic Excellence in Cyberdefense (CAE) by the National Security Agency and Department of Homeland Security; this designation will continue with the change to a major.

This major differs from the Bachelor's of Applied Science in Cybersecurity that was approved by USHE last year, for implementation in 2022, in that the BAS degree is a closed, online-only major only for recipients of the grant funding. It is not available for on-campus students. However, many of the courses and expertise needed for that degree cross over into this major. Faculty for the BAS will largely be adjunct faculty, but the courses were and will continue to be developed by SUU's regular tenure-track faculty, who also developed the courses for this major.

Labor Market Demand

Provide local, state, and/or national labor market data that speak to the need for this program. Occupational demand, wage, and number of annual openings information may be found at sources such as Utah DWS Occupation Information Data Viewer (jobs.utah.gov/jsp/wi/utalmis/gotoOccinfo.do) and the Occupation Outlook Handbook (www.bls.gov/oco).

In the United States alone there are approximately 314,000 unfilled cybersecurity jobs, with approximately 125,000 of those jobs west of Colorado (source: https://www.cyberseek.org/heatmap.html) Worldwide the number is close to 3.5 million. The BLS lists a growth rate of 31% over the next 10 years, much faster than average, with median salary just under $100,000 per year.

Student Demand

Provide evidence of student interest and demand that supports potential program enrollment. Use Appendix D to project five years' enrollments and graduates. Note: If the proposed program is an expansion of an existing program, present several years enrollment trends by headcount and/or by student credit hours that justify expansion.

Nationally, cybersecurity programs are growing in enrollment. At Illinois State University, where one of the new faculty came from, the growth of a very similar emphasis within the Information Systems program there was steady, from about 15 students the first year to 140 the tenth year. However, when the emphasis was made into a major, the Fall-toFall semester growth went from 140 to just over 200 the first year, and to 260 by the next fall. Based on similar initial numbers in the emphasis at SUU over the first few years, and similar student profiles between the institutions, a similar growth pattern is expected. SUU's growth over the first four years of the cybersecurity emphasis within IS show moderate growth.

Anecdotally, both faculty and academic advisors report that prospective students touring campus and existing students are requesting a cybersecurity degree.

Similar Programs

Are similar programs offered elsewhere in the USHE, the state, or Intermountain Region? If yes, identify the existing program(s) and cite justifications for why the Regents should approve another program of this type. How does the proposed program differ from or compliment similar program(s)?

Currently, no USHE schools offer an in-person cybersecurity degree, but Western Governor's University offers an online Cybersecurity and Information Assurance B.S. UVU offers two emphases in cybersecurity and information assurance within their Information Systems B.S. BYU offers a full degree in cybersecurity. The degree being proposed by SUU aligns best with BYU's degree; the emphasis at UVU does not offer comparable breadth and depth of coverage, and the WGU degree focuses heavily on industry certifications.

Collaboration with and Impact on Other USHE Institutions

Indicate if the program will be delivered outside of designated service area; provide justification. Service areas are defined in higheredutah.org/policies/policyr315/ . Assess the impact the new program will have on other USHE institutions. Describe any discussions with other institutions pertaining to this program. Include any collaborative efforts that may have been proposed.

As an on-campus program, the major will be delivered in the designated service area. Given the demand for cybersecurity professionals, it is unlikely that the program will heavily impact other USHE institutions. The only collaborative efforts to date are with Southwest Tech. The current emphasis includes courses that articulate with Southwest Tech, the major will retain those courses.

External Review and Accreditation

Indicate whether external consultants or, for a career and technical education program, program advisory committee were involved in the development of the proposed program. List the members of the external consultants or advisory committee and briefly describe their activities. If the program will seek special professional accreditation, project anticipated costs and a date for accreditation review.

No committee has been consulted as of yet, except for the department's industry advisory board. However, this program will leverage existing courses in SUU's current Cybersecurity emphasis in Information Systems. This program is designated by the NSA and DHS as a Center of Academic Excellence in Cyber Defense Education. The new major will continue with that

designation until 2023. It is anticipated that re-designation will be sought at that time. There is no charge for the CAE designation. If desired by faculty, ABET or ATMAE accreditation could be sought.

Section IV: Program Details

Graduation Standards and Number of Credits

Provide graduation standards. Provide justification if number of credit or clock hours exceeds credit limit for this program type described in R401-3.11, which can be found at higheredutah.org/policies/R401.

Total number of credit hours: 121-122
- 40 credits must be from upper division courses
- 30 credits from SUU, 20 of which must be upper division
- 30-32 credits of General Education (GE)

Minimum Cumulative 2.0 GPA

Admission Requirements

List admission requirements specific to the proposed program.

Admission requirements will be the same as for the current Information Systems and Computer Science degrees. Other admissions standards (consistent with SUU's admissions policies) are also required.

Curriculum and Degree Map

Use the tables in Appendix A to provide a list of courses and Appendix B to provide a program Degree Map, also referred to as a graduation plan.

Section V: Institution, Faculty, and Staff Support

Institutional Readiness

How do existing administrative structures support the proposed program? Identify new organizational structures that may be needed to deliver the program. Will the proposed program impact the delivery of undergraduate and/or lower-division education? If yes, how?

As an extension of the current emphasis within the Information Systems degree, the current administrative structures are sufficient for this program. As part of this proposal, the current IS degree will be discontinued, leaving Computer Science and Cybersecurity degrees at the undergraduate level. The program has been designed to minimize any credit loss for students by leveraging most of the existing courses in IS. Current students in the IS degree will be continue to be served until graduation, or can move to the new major.

Faculty

Describe faculty development activities that will support this program. Will existing faculty/instructions, including teaching/ graduate assistants, be sufficient to instruct the program or will additional faculty be recruited? If needed, provide plans and resources to secure qualified faculty. Use Appendix C to provide detail on faculty profiles and new hires.

The current IS degree contains many courses that will continue to be taught as underpinnings of cybersecurity within the world of information technology. These courses will be taught by several of the existing faculty. The cybersecurity-specific courses will largely be taught by two faculty who specialize in those topics. Current faculty numbers and expertise are sufficient to instruct the program with initial enrollment numbers.

Staff

Describe the staff development activities that will support this program. Will existing staff such as administrative, secretarial/ clerical, laboratory aides, advisors, be sufficient to support the program or will additional staff need to be hired? Provide plans and resources to secure qualified staff, as needed.

Existing staff is sufficient to support this program.

Student Advisement

Describe how students in the proposed program will be advised.

Advising will be done through traditional student support services, who have the expertise for the change to a major.

Library and Information Resources

Describe library resources required to offer the proposed program if any. List new library resources to be acquired.

There are no new library resources required for the program.

Projected Enrollment and Finance

Use Appendix D to provide projected enrollment and information on related operating expenses and funding sources.

Section VI: Program Evaluation

Program Assessment

Identify program goals. Describe the system of assessment to be used to evaluate and develop the program.

The program will be developed to meet the current industry needs and prepare students to compete in a highly technical and in-demand field. The program will be assessed by the current CSIS Industry Review Board. The program will also be registered with the NSA and DHS as a Certified Center of Academic Excellence in Cyber Defense Education. The program will be developed using the guidelines and standards provided by these entities.

Student Standards of Performance

List the standards, competencies, and marketable skills students will have achieved at the time of graduation. How and why were these standards and competencies chosen? Include formative and summative assessment measures to be used to determine student learning outcomes.

The standards and competencies chosen to develop this program will be based on the criteria given through the certification process as a Center of Academic Excellence in Cyber Defense Education. These standards are established by the U.S. government and address the current need and requirements for the cybersecurity workforce in both public and private sectors. Student transcripts will indicate graduation from a Center of Academic Excellence and will provide the student with additional credibility when applying for employment. The designation acts as an accreditation, with standards quite similar to ABET or other accrediting bodies.

Appendix A: Program Curriculum

List all courses, including new courses, to be offered in the proposed program by prefix, number, title, and credit hours (or credit equivalences). Indicate new courses with an X in the appropriate columns. The total number of credit hours should reflect the number of credits required to be awarded the degree.

For variable credits, please enter the minimum value in the table for credit hours. To explain variable credit in detail as well as any additional information, use the narrative box at the end of this appendix.

		Course Number	NEW Course	Course Title	Credit Hours
		General Education Courses (list specific courses if recommended for this program on Degree Map)			
				General Education Credit Hour Sub-Total	30
		Required Courses			
+	-	COMM 2120		Team Work, Decision Making and Leadership	3
+	-				
+	-	CS 1400		Fundamentals of Programming	3
+	-	CS 1410		Object Oriented Programming	3
+	-	CS 3200		Database Design and Management	3
+	-				
+	-	CSIS 1000		Introduction to Computer Applications	3
+	-	CSIS 1010		E-Commerce in a Global Society	3
+	-	CSIS 1300		Programming with Python	3
+	-	CSIS 2010		Computer Applications	3
+	-	CSIS 3700		Introduction to Digital Forensics	3
+	-	CSIS 4700		Advanced Digital Forensics	3
+	-				
+	-	EET 2750		PC Hardware	3
+	-				
+	-	IS 2000		Web Development	3
+	-	IS 2400		Technology and Ethics	3
+	-	IS 2600		Data Communications and Networking	3
+	-	IS 2610		System Administration I	3
+	-	IS 2670		Fundamentals of Security	3
+	-	IS 3010		Technology Project Management	3
+	-	IS 3100		Systems Analysis and Design	3
+	-	IS 3610		System Administration II	3
+	-	IS 3640	X	Network and Cloud Security	3
+	-	IS 3650		Defensive Security	3
+	-	IS 3670		Information Assurance Fundamentals	3
+	-	IS 3680		Offensive Security	3
+	-	IS 4810		Senior Capstone	3
+	-				
+	-	MATH 1050		College Algebra	4

		Course Number	NEW Course	Course Title	Credit Hours
				Choose 1 of the following courses:	
+	-	MATH 1031		Statistical Reasoning	3
+	-	MATH 1040		Statistical Inference	4
+	-				
				Choose 1 of the following courses:	
+	-	MATH 1100		Applied Calculus	3
+	-	MATH 1210		Calculus I	4
+	-				
				Required Course Credit Hour Sub-Total	82
		Elective Courses			
+	-				
				Choose of the following courses:	
+	-				
+	-				
				Choose 3 of the following courses:	
+	-	CS 2300		Discrete Structures	3
+	-	CS 2420		Introduction to Algorithms and Data Structures	3
+	-	CS 3150		C and C++ Programming	3
+	-	CS 3300		Mobile App Development for Android	3
+	-	CS 3600		Operating Systems	3
+	-	CS 4300		Mobile App Development for iOS	3
+	-				
+	-	CSIS 1100		Outreach Computing Projects	3
+	-	CSIS 4540		Human-Computer Interfaces	3
+	-	CSIS 4560		Big Data Analytics	3
+	-	CSIS 4890		Internship	3
+	-	CSIS 4895	X	Civic Engagement	3
+	-				
+	-	IS 3550	X	Introduction to Virtualization and Cloud Computing	3
+	-	IS 3660		Server Administration	3
+	-	IS 4400		Emergency Technical Planning and Response	3
+	-				
+	-	CSIA 6060		Risk Management	3
+	-	CSIA 6230		Cryptography Fundamentals	3
+	-	CSIA 6300		Cyber Law and Investigations	3
+	-	CSIA 6310		Compliance and Cybersecurity	3
+	-	CSIA 6320		Security Frameworks	3
+	-	CSIA 6330		Information Systems Auditing	3
+	-				
				Elective Credit Hour Sub-Total	9

		Course Number	NEW Course	Course Title	Credit Hours
				Core Curriculum Credit Hour Sub-Total	121

Program Curriculum Narrative

Describe any variable credits. You may also include additional curriculum information.

This degree program builds on the undergraduate Information Technology Associates degree, and is designed to lead into the existing Cybersecurity Masters degree. Students take a variety of fundamental IT courses, followed by cybersecurity-specific courses giving depth and breadth of coverage of the topics required for the CAE designation. Students may then choose three of thirteen electives offered at the undergraduate level, or up to three graduate courses from the Masters in Cybersecurity to customize their degree.

Degree Map

Degree maps pertain to undergraduate programs ONLY. Provide a degree map for proposed program. Degree Maps were approved by the State Board of Regents on July 17, 2014 as a degree completion measure. Degree maps or graduation plans are a suggested semester-by-semester class schedule that includes prefix, number, title, and semester hours. For more details see http://higheredutah.org/pdf/agendas/201407/TAB%20A%202014-7-18.pdf (Item #3).

Please cut-and-paste the degree map or manually enter the degree map in the table below.

First Year Fall	Cr. Hr.	First Year Spring	Cr. Hr.
CSIS 1000	3	MATH 1040 or MATH 1031 (3 credits)	3
CSIS 1010 (GE - Social & Behavioral Science)	3	IS 2000	3
MATH 1050 (GE) (required above)	4	CS 1400	3
IS 2600	3	ENGL 2010 (GE)	3
ENGL 1010 (GE)	3	INFO 1010 (GE) (Co-requisite with ENGL 2010)	1
		IS 2670	3
Total	16	**Total**	16
Second Year Fall	**Cr. Hr.**	**Second Year Spring**	**Cr. Hr.**
IS 2400	3	IS 3010	3
CS 1410	3	EET 2750	3
CSIS 2010	3	COMM 2120	3
IS 2610	3	IS 3610	3
GE - American Institutions	3	IS 3640	3
Total	15	**Total**	15
Third Year Fall	**Cr. Hr.**	**Third Year Spring**	**Cr. Hr.**
CS 3200	3	IS 3100	3
IS 3650	3	IS 3680	3
CS/IS Elective	3	MATH 1100 or MATH 1210	3
Open Elective	3	CSIS 1300	3
GE - Fine Arts	3		
Total	15	**Total**	12
Fourth Year Fall	**Cr. Hr.**	**Fourth Year Spring**	**Cr. Hr.**
CSIS 3700	3	IS 4700	3
IS 3670	3	IS 4810	3
CS/IS Elective	3	GE - Humanities	3
GE - Life Science	3	CS/IS Elective	3
Total	12	**Total**	12

Appendix C: Current and New Faculty / Staff Information

Part I. Department Faculty / Staff

Identify # of department faculty / staff (headcount) for the year preceding implementation of proposed program.

	# Tenured	# Tenure -Track	# Non -Tenure Track
Faculty: Full Time with Doctorate	2	5	
Faculty: Part Time with Doctorate			
Faculty: Full Time with Masters			1
Faculty: Part Time with Masters			
Faculty: Full Time with Baccalaureate			1
Faculty: Part Time with Baccalaureate			
Teaching / Graduate Assistants			
Staff: Full Time	1		
Staff: Part Time			

Part II. Proposed Program Faculty Profiles

List current faculty within the institution -- with academic qualifications -- to be used in support of the proposed program(s).

	First Name	Last Name	Tenure (T) / Tenure Track (TT) / Other	Degree	Institution where Credential was Earned	Est. % of time faculty member will dedicate to proposed program.	If "Other," describe
Full Time Faculty							
	Nathan	Barker	T	PhD	University of Utah	12.5	
	Shalini	Kesar	T	PhD	University of Salford, UK	25	
	Tim	Ball	TT	PhD	University of Rhode Island	50	
	Glen	Sagers	TT	PhD	Florida State University	50	
	Gary	Cantrell	TT	PhD	Mississippi State University	12.5	
	Gary	Wallace	TT	PhD	University of Southern California	25	
	Hussain	Aljafer	TT	PhD	Wayne State University	12.5	
	Laurie	Harris	TT	MS Ed	Southern Utah University	25	
Part Time Faculty							
	Josh	Meredith	NT			100	

Part III: New Faculty / Staff Projections for Proposed Program

Indicate the number of faculty / staff to be hired in the first three years of the program, if applicable. Include additional cost for these faculty / staff members in Appendix D.

	# Tenured	# Tenure -Track	# Non -Tenure Track	Academic or Industry Credentials Needed	Est. % of time to be dedicated to proposed program.
Faculty: Full Time with Doctorate				Ph.D. with extensive industry experience	
Faculty: Part Time with Doctorate				Ph.D. or MS with extensive industry experience	
Faculty: Full Time with Masters					

	# Tenured	# Tenure -Track	# Non -Tenure Track	Academic or Industry Credentials Needed	Est. % of time to be dedicated to proposed program.
Faculty: Part Time with Masters					
Faculty: Full Time with Baccalaureate					
Faculty: Part Time with Baccalaureate					
Teaching / Graduate Assistants					
Staff: Full Time					
Staff: Part Time					

Appendix D: Projected Program Participation and Finance

Part I.

Project the number of students who will be attracted to the proposed program as well as increased expenses, if any. Include new faculty & staff as described in Appendix C.

Three Year Projection: Program Participation and Department Budget						
	Year Preceding Implementation	New Program				
		Year 1	Year 2	Year 3	Year 4	Year 5
Student Data						
# of Majors in Department	258	285	300	315	325	335
# of Majors in Proposed Program(s)		25	40	55	65	75
# of Graduates from Department	35	40	60	85	90	90
# Graduates in New Program(s)		5	25	30	35	35

Department Financial Data				
	Department Budget			
		Year 1	Year 2	Year 3
Project additional expenses associated with offering new program(s). Account for New Faculty as stated in Appendix C, "Faculty Projections."	Year Preceding Implementation (Base Budget)	Addition to Base Budget for New Program(s)	Addition to Base Budget for New Program(s)	Addition to Base Budget for New Program(s)
EXPENSES – nature of additional costs required for proposed program(s)				
List salary benefits for additional faculty/staff each year the positions will be filled. For example, if hiring faculty in year 2, include expense in years 2 and 3. List one-time operating expenses only in the year expended.				
Personnel (Faculty & Staff Salary & Benefits)				
Operating Expenses (equipment, travel, resources)				
Other:				
TOTAL PROGRAM EXPENSES		$0	$0	$0
TOTAL EXPENSES	$0	$0	$0	$0
FUNDING – source of funding to cover additional costs generated by proposed program(s)				
Describe internal reallocation using Narrative 1 on the following page. Describe new sources of funding using Narrative 2.				
Internal Reallocation				
Appropriation				
Special Legislative Appropriation				
Grants and Contracts				
Special Fees				
Tuition				
Differential Tuition (requires Regents approval)				
PROPOSED PROGRAM FUNDING		$0	$0	$0
TOTAL DEPARTMENT FUNDING	$0	$0	$0	$0
Difference				
Funding - Expense	$0	$0	$0	$0

Part II: Expense explanation

Expense Narrative

Describe expenses associated with the proposed program.

No additional expenses are anticipated for the first few years of the program. Many of the courses that will be used for the new major are currently in the cybersecurity emphasis within IS. Dropping one existing IS course, and some rearranging of teaching schedules will allow current faculty to teach all existing courses

Part III: Describe funding sources

Revenue Narrative 1

Describe what internal reallocations, if applicable, are available and any impact to existing programs or services.

All reallocations are simply changes to which faculty teach specific courses and minor changes due to removal of the IS program in conjunction with creation of the major. No revenue reallocation will be needed.

Revenue Narrative 2

Describe new funding sources and plans to acquire the funds.

No new funds required

SUU SOUTHERN UTAH UNIVERSITY

Office of the Associate Provost
Old Main 212
*351 W University Blvd * Cedar City, UT 84720*
Phone: 435-586-7703

MEMORANDUM

Date: November 13, 2020
To: SUU Board of Trustees
From: James Sage, Associate Provost
RE: R401: BFA in Theatre (3 proposals; conversion of existing emphases to stand alone majors)

On behalf of Provost Jon Anderson and Dean Shauna Mendini, we are submitting for your preliminary review a proposal to create three new Bachelor of Fine Arts (BFA) degrees in (i) BFA in Acting, (ii) BFA in Musical Theatre, and (iii) BFA in Theatre Design and Production. These proposals are to convert the existing emphases within the BFA Theatre program into three stand alone majors. The conversion of these emphases to stand alone majors is based on the recommendation by the recent accreditation review by the National Association of Schools of Theatre (NAST).

While the existing coursework will remain largely the same for each of these programs, we have been instructed by the Commissioner's Office to complete a "full template" and treat these proposals as if they were new programs. Hence, as new degree programs, these proposals require peer review by the Chief Academic Officers (CAOs) within USHE. We are presenting these programs to the SUU Board of Trustees as information items and to clarify any issues prior to submission to the Commissioner's Office and review by the CAOs.

Once the CAO Peer Review Reports are completed and returned to campus, we will bring these three program proposals back to the SUU Board of Trustees for final approval.

Thank you for considering these new program proposals. Please let us know if you have any questions or concerns.

Utah System of Higher Education
New Academic Program Proposal
Cover/Signature Page - Full Template

Institution Submitting Request:	**Southern Utah University**
Proposed Program Title:	**Acting**
Are There New Emphases:	Yes ☐ No ☒
Names of New Emphases (Separated by Commas):	
Sponsoring School, College, or Division:	**College of Performing and Visual Arts**
Sponsoring Academic Department(s) or Unit(s):	**Department of Theatre, Dance, and Arts Administration**
Classification of Instructional Program Code[1] :	**50.0501**
Min/Max Credit Hours Required of Full Program:	**120 / 125**
Proposed Beginning Term[2]:	**Fall 2021**
Institutional Board of Trustees' Approval Date:	

Program Type (check all that apply):

☐	(AAS)	Associate of Applied Science Degree
☐	(AA)	Associate of Arts Degree
☐	(AS)	Associate of Science Degree
☐		Specialized Associate Degree (specify award type[3]:)
☐		Other (specify award type[3]:)
☐	(BA)	Bachelor of Arts Degree
☐	(BS)	Bachelor of Science Degree
☐	(BAS)	Bachelor of Applied Science Degree
☒		Specialized Bachelor Degree (specify award type[3]: Bachelor of Fine Arts)
☐		Other (specify award type[3]:)
☐	(MA)	Master of Arts Degree
☐	(MS)	Master of Science Degree
☐		Specialized Master Degree (specify award type[3]:)
☐		Other (specify award type[3]:)
☐		Doctoral Degree (specify award type[3]:)
☐		K-12 School Personnel Program
☐		Out of Service Area Delivery Program ☐ Attached MOU
☐		Out of Mission Program
☐		NEW Professional School

[1] For CIP code classifications, please see http://nces.ed.gov/ipeds/cipcode/Default.aspx?y=55.
[2] "Proposed Beginning Term" refers to first term after Regent approval that students may declare this program.
[3] Please indicate award such as APE, BFA, MBA, MEd, EdD, JD

Changes to Existing Programs or Administrative Units Required (check all that apply, if any):

☒	Program Restructure with or without Consolidation
☐	Emphases transfer from another program or academic unit
☐	Name Change of Existing Program or Academic Unit
☐	Program transfer to a different academic unit
☐	Suspension or discontinuation of a unit or program
☐	Reinstatement of a previously suspended/discontinued program or administrative unit
☐	Other

Describe Above Changes

Chief Academic Officer (or Designee) Signature:
I, the Chief Academic Officer or Designee, certify that all required institutional approvals have been obtained prior to submitting this request to the Office of the Commissioner.

Please type your first and last name _____ Date:

☐ I understand that checking this box constitutes my legal signature.

Utah System of Higher Education
Program Description - Full Template

Section I: The Request

Southern Utah University requests approval to offer the following Baccalaureate degree(s): Acting effective Fall 2021. This program was approved by the institutional Board of Trustees on .

Section II: Program Proposal

Program Description

Present a complete, formal program description.

For over twelve years, SUU has offered a successful BFA in Theatre with emphases in Classical Theatre, Musical Theatre, and Theatre Design and Technology. SUU recently applied for review for accreditation by the National Association of Schools of Theatre (NAST) that included a self-study and on-site visit process. During the August 2020 meeting of the Commission on Accreditation, the Commission noted that the "robust amount of coursework required in both Classical Acting and Theatre Design and Technology emphases would appear to arise to the level of that indicative of stand-alone majors." In further review of the curriculum, the theatre faculty acknowledged that the emphasis in acting had indeed evolved over the years in content and resources and a stand-alone major would provide greater clarity to all stakeholders of the overall intent of the degree. This R401 request to offer a BFA in Acting is therefore in response to the Commission action within the framework of the self-study and on-site visit process and with support of the theatre faculty. The additional decision to broaden the title from "Classical Acting" to "Acting" more accurately describes the breadth of the overall program and curriculum. The program will remain a professional degree (BFA) with its focus on acting and its description, curriculum, and resources continue unaltered through this change from emphasis to stand-alone major.

Consistency with Institutional Mission

Explain how the program is consistent with the institution's Regents-approved mission, roles, and goals (see mission and roles at higheredutah.org/policies/policyr312) or, for "out of mission" program requests, the rationale for the request.

The Utah Board of Regents' Policy R312 4.2.2. states that "Southern Utah University is a dynamic teaching and learning community that engages students in experiential education leading to personal growth, civic responsibility, and professional excellence." The proposed BFA in Theatre Design and Production has at its cornerstone hands-on, learning experiences with the ability to support students as they complete their required internships and capstone projects and look for the first step in their career and jobs in the industry. The program is enhanced by the Utah Shakespeare Festival (USF,) a recipient of the Tony Award for Outstanding Regional Theatre, that is part of SUU. The proposed BFA in Acting is aligned with the mission and goals of the institution.

Section III: Needs Assessment

Program Rationale

Describe the institutional procedures used to arrive at a decision to offer the program. Briefly indicate why such a program should be initiated. State how the institution and the USHE benefit by offering the proposed program.

Following an external review by a specialized accrediting agency, along with the institution's desire to have titles consistent with curricular content, the decision was made to change the existing emphasis to a stand-alone major. Students accepted into the current BFA in Theatre with Emphasis in Classical Acting, identify themselves as "acting majors" due to the focused and specialized content of the program. This proposal aligns degree expectations with the appropriate title and accurately communicates to the student's future employer and/or graduate program the level of preparation in their field of study. Both SUU, USHE, and the recruiting process benefit from this degree of accuracy and transparency in publishing of degree programs.

In addition, SUU's BFA degree continues to provide benefits to the USHE because it is the only degree of this type outside the

Wasatch Front and allows students in this region of the state to participate in a program not offered by other institutions.

Labor Market Demand

Provide local, state, and/or national labor market data that speak to the need for this program. Occupational demand, wage, and number of annual openings information may be found at sources such as Utah DWS Occupation Information Data Viewer (jobs.utah.gov/jsp/wi/utalmis/gotoOccinfo.do) and the Occupation Outlook Handbook (www.bls.gov/oco).

According to the Occupational Outlook Handbook, the employment of actors is projected to grow 3 percent from 2019-2029, about as fast as the average for all occupations. Growth in the number of internet-only platforms may lead to additional work for actors. 2019 the median pay was $20.43 per hour. There are 70,100 jobs in 2019. The Utah DWS Occupation Information Data Viewer predicts growth of 2%.

Student Demand

Provide evidence of student interest and demand that supports potential program enrollment. Use Appendix D to project five years' enrollments and graduates. Note: If the proposed program is an expansion of an existing program, present several years enrollment trends by headcount and/or by student credit hours that justify expansion.

Students seeking a bachelor degree in theatre at SUU remain in healthy demand. The theatre program has experienced a 41% enrollment growth over the past five years. The following chart represents fall semester 3rd week total enrollment trends for all theatre bachelor level degree programs. All degree programs have significant crossover in curriculum and resources. The current BFA in Theatre, Classical Acting Emphasis is a highly selective program that has maintained approximately 25 majors each year. The proposed BFA in Acting will remain the same size in student enrollment and within current resources.

	2016	2017	2018	2019	2020
Theatre 3rd Week Fall Enrollment	160	196	205	220	226

Similar Programs

Are similar programs offered elsewhere in the USHE, the state, or Intermountain Region? If yes, identify the existing program(s) and cite justifications for why the Regents should approve another program of this type. How does the proposed program differ from or compliment similar program(s)?

The following USHE institutions offer BFA degrees that focus on actor training that are listed in institutional catalogs:
The University of Utah: BFA in Theatre with Actor Training Emphasis
Utah State University: Theatre Arts: Acting BFA
Utah Valley University: BFA in Theatre Arts, Acting Emphasis
Current: Southern Utah University: BFA in Theatre, Classical Acting Emphasis Proposed: Southern Utah University: BFA in Acting.

The majority of the USHE BFA degrees offer acting as an emphasis within a theatre degree. SUU's proposed BFA in Acting would provide a unique stand-alone major within the system.

Collaboration with and Impact on Other USHE Institutions

Indicate if the program will be delivered outside of designated service area; provide justification. Service areas are defined in higheredutah.org/policies/policyr315/ . Assess the impact the new program will have on other USHE institutions. Describe any discussions with other institutions pertaining to this program. Include any collaborative efforts that may have been proposed.

In consideration of the experiential "hands-on" learning environment, the BFA in Acting will not be delivered online outside SUU's designated service area. Given that SUU's current BFA degree has been in existence for over a decade, no collaborative efforts were made with other USHE institutions and it is anticipated to have no negative impact on any other USHE program.

External Review and Accreditation

Indicate whether external consultants or, for a career and technical education program, program advisory committee were involved in the development of the proposed program. List the members of the external consultants or advisory committee and briefly describe their activities. If the program will seek special professional accreditation, project anticipated costs and a date for accreditation review.

The National Association of Schools of Theatre (NAST) is the accrediting agency recognized by the Department of Education to maintain national standards for theatre programs. In fall 2019, SUU submitted a Self-Study and received a site-visit from Larry Dooley, Columbus State University (team chair and member of the NAST Commission on Accreditation) and Kelly Dean Allison, University of Alabama at Birmingham (team member). The Visitors' Report cited only one standard noncompliance: "The equipment and ventilation in the room used for dyeing fabric appear inadequate for that purpose. NAST standards state that "ventilation and safety treatments appropriate to theatre facilities shall be provided" (NAST Handbook 2019-20, Standards for Accreditation II.F.1.g.). The Commission requested that SUU provide a status report regarding efforts to rectify this noncompliance issue. SUU's facilities management has initiated the process of resolving this safety concern that will be completed when the institution provides its status report to the National Office for a February 1st deadline. It is anticipated that SUU will meet this facility standard following the Commission review.

A second issue was raised by the Commission regarding majors and areas of emphasis. Recently, NAST has focused its efforts on guidelines pertaining to this issue relative to degree titles and assuring that such titles are consistent with content. Based on this effort, the Commission requested SUU to respond to its three BFA degree emphases that "appear to rise to the level of that indicative of stand-alone majors" and demonstrate compliance with standards as they pertain to majors or emphasis areas. The theatre faculty agree with this assessment, therefore, SUU is requesting approval for a change from emphasis to major to submit to the Commission for their follow-up review during their March 2021 meeting to continue the accreditation process.

There are three costs associated with the NAST accreditation process: 1) $400 application fee (paid in full), 2) Site-evaluator's expenses (paid in full) and 3) $1,413 annually for accredited institutional membership dues.

Section IV: Program Details

Graduation Standards and Number of Credits

Provide graduation standards. Provide justification if number of credit or clock hours exceeds credit limit for this program type described in R401-3.11, which can be found at higheredutah.org/policies/R401.

A BFA degree is considered a professional degree and according to policy described in R401-3.1.5.1, it may exceed the maximum 126 credit hours. The change from emphasis to major does not exceed maximum credits for graduation.

Admission Requirements

List admission requirements specific to the proposed program.

The BFA admission process seeks evidence that each applicant possesses the talent, artistic and collaborative sensibility, and most importantly, a strong sense of commitment to be successful in the program. BFA in Acting candidates will continue the theatre program's current process that requires an interview with faculty and an extensive audition process with the performance of two monologues (Shakespeare and contemporary). The theatre faculty have developed BFA Entry Proficiency Criteria with outlined competencies. Students may audition for entry into the BFA program upon admission to the university, or after completing their freshman year in theatre.

Curriculum and Degree Map

Use the tables in Appendix A to provide a list of courses and Appendix B to provide a program Degree Map, also referred to as a graduation plan.

Section V: Institution, Faculty, and Staff Support

Institutional Readiness

How do existing administrative structures support the proposed program? Identify new organizational structures that may be needed to deliver the program. Will the proposed program impact the delivery of undergraduate and/or lower-division education? If yes, how?

SUU has the administrative and organizational structures in place to support this change from an emphasis to major in acting and is institutionally prepared to do so. No new administrative or organizational structures are required to make this change.

Faculty

Describe faculty development activities that will support this program. Will existing faculty/instructions, including teaching/ graduate assistants, be sufficient to instruct the program or will additional faculty be recruited? If needed, provide plans and resources to secure qualified faculty. Use Appendix C to provide detail on faculty profiles and new hires.

SUU's Provost Office provides two faculty grants to support professional development: 1) Faculty Scholarly Support Fund (FSSF) for funding needs associated with research, creative activity, and dissemination and 2) Faculty Development Support Fund (FDSF) for pedagogical and professional development, workshop, or conference attendance.

The existing faculty is sufficient to change from an emphasis to major in the area of acting with no new position requested. The NAST site-visitors noted the "Highly qualified, dedicated, student-centered faculty and staff" as a top strength of the program. They go on to state: "The Theatre faculty in the Department of Theatre and Dance is a well-trained collective with sound educational and scholarly credentials. Collectively, the subdivision of 'theatre' faculty has a considerable amount of professional experience that lends legitimacy to the theory and practice they teach in the classroom and studio. Many members of the theatre faculty have been employed by the Tony-Award winning Utah Shakespeare Festival but they also have a significant number of credits with professional organizations located in other regions of the country." This professional experience is necessary in preparing BFA students for the rigor of the industry.

In addition to full-time theatre faculty, the department employs guest artists, across disciplines, from throughout the country and through the Utah Shakespeare Festival.

Staff

Describe the staff development activities that will support this program. Will existing staff such as administrative, secretarial/ clerical, laboratory aides, advisors, be sufficient to support the program or will additional staff need to be hired? Provide plans and resources to secure qualified staff, as needed.

The department production staff are often employed summers with the Utah Shakespeare Festival that provides opportunity for professional development in maintaining currency in their field. SUU also provides the Staff Professional Development Fund (SPDF) designated to provide staff with funding for personal and professional development directly related to their job responsibilities.

SUU currently employs the following full-time theatre staff positions:

- Administrative Assistant: Oversees the operation of the departmental office and assists the department chair.

- Scene Shop Supervisor/Assistant Technical Director: Manages and supervises the daily operation of the scene shop. Supervises the construction and maintenance of scenic elements, including fabrication and finishing of all departmental productions, Serves as Technical Director for up to two departmental productions each year.

- Costume Shop Manager: Manages and supervises the daily operations of the costume shop. Supervises the construction and maintenance of costumes, including patterning/draping and production run crews for all departmental productions.

- Music Director, Accompanist, Arranger: Organizes and supervises the music needs of the department. This position organizes and hires pit musicians and accompanists when needed.

The following full-time staff positions are assigned to the College of Performing and Visual Arts and serve the theatre program:

- Two CPVA Academic Advisors: One full-time advisor is assigned specifically to performance-based disciplines that includes the theatre program.

- CPVA Marketing and Public Relations Coordinator: Supervises publications, production programs and publicity for the theatre program. Duties also include supervising student graphic designers in coordinating marketing of the theatre program and productions.

No new staff position will be required for this change from emphasis to major.

Student Advisement

Describe how students in the proposed program will be advised.

The College of Performing and Visual Arts has two dedicated full-time advisors who counsel all BFA degrees in the college. The advisors stay current on changes and updates to the curriculum and registration systems. SUU utilizes DegreeWorks and students can have access at any time to monitor degree completion progress. Theatre faculty advise students with career opportunities and postgraduate studies. SUU also has a Career Service Office that counsels students and coordinates employment opportunities with student qualifications. Each spring, as part of their coursework, BFA students travel to New York to immerse themselves within the city and industry. While in New York, students participate in workshops, meet and greets, auditions, and interviews to better prepare them for professional life beyond the university.

Library and Information Resources

Describe library resources required to offer the proposed program if any. List new library resources to be acquired.

The current library collection in support of the discipline of theatre at SUU is significant. Areas such as the art of acting, play collections, monologue collections, musical theatre, English literature-drama, American literature-drama, and history of drama literature, costume (history/description), hair, makeup, construction, scene painting, stage lighting, textile arts, scenery, sound, history (ancient-modern) are topics that support the curricular offerings.

Library database subscriptions such as the International Bibliography of Theatre and Dance with Full Text, is purchased to assist research in theatre and the performing arts, with 450+ full-text titles, including 140+ full-text journals, and 300+ full-text books & monographs from the American Society for Theatre Research, 1984 - present. JSTOR also provides full text academic journals in many disciples including theatre. Project Muse provides journals from the Johns Hopkins University Press covering literature and criticism, history, visual and performing arts, cultural studies, education, political science, gender studies, and others. Recently the library also began a subscription to On the Boards, which delivers full-length, high quality contemporary performance films. Most notable is SUU's subscription to World Shakespeare Bibliography Online that provides annotated entries for all important books, articles, book reviews, dissertations, theatrical productions, reviews of productions, audio-visual materials, and other scholarly materials. The institution is well-positioned with library resources to support the change from emphasis to major and no new resources or addition to budget is required.

Projected Enrollment and Finance

Use Appendix D to provide projected enrollment and information on related operating expenses and funding sources.

Section VI: Program Evaluation

Program Assessment

Identify program goals. Describe the system of assessment to be used to evaluate and develop the program.

The following forms of assessment are to be used to evaluate the BFA program:

1) Student Course Evaluations are conducted for all courses each semester along with an exit survey upon graduation to guide instruction and program development and delivery.

2) An annual Unit Effectiveness Plan (UEP) outlined by SUU's procedures, is completed that assesses program goals, alignment with SUU's Strategic Plan, use of High Impact Practices (HIPs), enrollment growth, course DFW rates, retention rate, graduation rate, degrees awarded, average credit hours at degree completion, job placement rate, efficiency (SCH productivity, funding per Student FTE, etc.), and other notable efforts, initiatives, and accomplishments.

3) Program reviewed with the goal of accreditation by the National Association of Schools of Theatre

Student Standards of Performance

List the standards, competencies, and marketable skills students will have achieved at the time of graduation. How and why were these standards and competencies chosen? Include formative and summative assessment measures to be used to determine student learning outcomes.

- Demonstrate knowledge of the fundamental concepts of theatre including script analysis, theatre history, and dramatic literature;

- Critically evaluate works of theatre by placing them in appropriate historical context and evaluating the aesthetic components;

- Demonstrate fundamental skills necessary to be successful in field of acting;

- Demonstrate the professional attitudes and values of each discipline, which includes respecting the collaborative process, meeting deadlines, punctuality, and professional responsibility;

- Communicate effectively with diverse audiences through on-going oral and written presentations;

- Undergo evaluation by external reviews in several of the following ways: professional auditions; graduate school admissions; Kennedy Center/American College Theatre Festival Adjudications; and internship placement; and

- Be prepared for advanced training or entrance into the profession.

These educational outcomes, competencies, and skills described above are measured through multiple assessment techniques that include assignments, exams, feedback from auditions made available to students, BFA Student End of the Year Progress Report, BFA Student Performance Jury, along with the following student expectations:

1) BFA students are expected to complete course-based performance assessment and must maintain a major-level GPA of 3.0 ("B" average) in theatre-based courses and a cumulative GPA of 2.0 ("C" average).

2) The department requires every BFA student to complete an annual performance jury review with a panel made up of the theatre faculty. Within this they must demonstrate appropriate progress in artistic growth in acting technique and movement to continue with the program.

3) BFA students demonstrate active participation and creative growth in department productions; this means auditioning for every applicable main stage production, unless excused by faculty.

4) BFA students must demonstrate exemplary professional behavior and positive attitude in and out of class and during all phases of production work, this means being communicative, constructive, supportive, helpful and respectful to all faculty, staff and peers.

5) BFA students must complete a significant internship during their course of study. This important practical component to the

degree helps ensure students are ready to enter their chosen profession.

6) Each student completes a Capstone which develops original scholarship that critically evaluates and analyzes the student's creative practice through a written and oral defense presentation to faculty within the discipline.

7) BFA students complete a department exit interviews along with all graduating seniors.

8) BFA students are required to abide by the policies and procedures set up in the Departmental Student Handbook

Site visitors for NAST attended a production during their visit and within their report noted that “The actors were well prepared for their roles and worked together as an ensemble. The costumes and sets were delightful, and the students and faculty did a magnificent job adapting the costumes and scenic elements to the people and space. The entire production was a compelling demonstration of the Department’s high standards of training.”

Appendix A: Program Curriculum

List all courses, including new courses, to be offered in the proposed program by prefix, number, title, and credit hours (or credit equivalences). Indicate new courses with an X in the appropriate columns. The total number of credit hours should reflect the number of credits required to be awarded the degree.

For variable credits, please enter the minimum value in the table for credit hours. To explain variable credit in detail as well as any additional information, use the narrative box at the end of this appendix.

		Course Number	NEW Course	Course Title	Credit Hours
		General Education Courses (list specific courses if recommended for this program on Degree Map)			
				General Education Credit Hour Sub-Total	30
		Required Courses			
+	-	THEA 1033		Acting I	3
+	-	THEA 1113		Voice and Diction I	3
+	-	THEA 1713		Script Analysis	3
+	-	THEA 2513		Theatrical Design I	3
+	-	THEA 2733		Dramatic Literature	3
+	-	THEA 3613		Directing I	3
+	-	THEA 3713		Theatre History: The Classic Theatre	3
+	-	THEA 3723		Theatre History: Realism, Post Realistic & Contemporary Theatre	3
+	-	THEA 4751		Capstone	3
+	-	THEA 4890		Internship	3
+	-				
+	-	THEA 1041		Performance Seminar	1
+	-	THEA 1221		Make-Up for the Actor	1
+	-	THEA 1613		Theatrical Production	3
+	-	THEA 1641		Theatrical Production Lab	1
+	-	THEA 2033		Acting II	3
+	-	DANC 2080		Improvisation	1
+	-	THEA 2112		Movement I	2
+	-	THEA 3033		Acting III: Shakespeare	3
+	-	THEA 3212		Movement II	2
+	-	THEA 4140		Rehearsal & Performance (1-3 Credits, Multiple Semesters)	5
+	-	THEA 4412		Acting VI: Professional Portfolio	2
+	-	THEA 4471		BFA Showcase	1
+	-				
+	-	DANC 1100		Ballet I	1
+	-	DANC 1170		Social Dance	1
+	-	DANC 1200		Modern I	1
+	-	DANC 1500		Jazz I	1
+	-	THEA 3113		Voice and Diction II	3
+	-	THEA 3123		Acting IV: Classical Acting I	3
+	-	THEA 3223		Theatrical Design II	3
+	-	THEA 4102		Movement III: Suzuki	2
+	-	THEA 4133		Stage Combat	2

		Course Number	NEW Course	Course Title	Credit Hours
+	-	THEA 4153		Acting V: Classical Acting II	3
+	-	THEA 4613		Directing II	3
+	-	THEA 4611		Directing II Lab	1
				Required Course Credit Hour Sub-Total	79
		Elective Courses			
+	-			Support Electives: Students must complete 11 credits of additional	11
+	-			study under the DANC, ENGL, HIST, MUSC, or THEA prefix	
+	-			Must be approved by Faculty Advisor	
				Elective Credit Hour Sub-Total	11
				Core Curriculum Credit Hour Sub-Total	120

Program Curriculum Narrative

Describe any variable credits. You may also include additional curriculum information.

Degree Map

Degree maps pertain to undergraduate programs ONLY. Provide a degree map for proposed program. Degree Maps were approved by the State Board of Regents on July 17, 2014 as a degree completion measure. Degree maps or graduation plans are a suggested semester-by-semester class schedule that includes prefix, number, title, and semester hours. For more details see http://higheredutah.org/pdf/agendas/201407/TAB%20A%202014-7-18.pdf (Item #3).

Please cut-and-paste the degree map or manually enter the degree map in the table below.

First Year Fall	Cr. Hr.	First Year Spring	Cr. Hr.
THEA 1033 Acting I: Introduction to Acting	3	THEA 1113 Voice & Diction I	3
THEA 1041 Perf. Seminar	1	THEA 1613 Theatrical Production	3
DANC 1100 Ballet I	1	THEA 1641 Theatrical Production Lab	1
THEA 1221 Make-up for the Actor	1	THEA 1223 Movement I	2
THEA 1713 Script Analysis	3	THEA 2513 Theatrical Design I	3
Fine Arts Knowledge Area	3	ENGL 1010 Intro to Academic Writing	3
MATH 1030 Contemporary Mathematics	3	INFO 1010 Information Literacy	1
Total	15	**Total**	16
Second Year Fall	**Cr. Hr.**	**Second Year Spring**	**Cr. Hr.**
DANC 1200 Modern I	1	DANC 1170 Social Dance	1
DANC 1500 Jazz Dance I	1	THEA 2113 Voice & Diction II	2
DANC 2080 Improvisation	1	THEA 2713 Dramatic Literature	2
THEA 2033 Acting II	3	THEA 3033 Acting III: Shakespeare	3
Support Course Elective	3	Humanities Knowledge Area	3
ENGL 2010 Intermediate Writing	3	Social Science Knowledge Area	3
Life Science Knowledge Area w/Lab	4		
Total	16	**Total**	14
Third Year Fall	**Cr. Hr.**	**Third Year Spring**	**Cr. Hr.**
THEA 3123 Acting IV: Classical Acting I	3	THEA 3212 Movement II	2
THEA 3713 Theatre History: Classic Theatre	3	THEA 3223 Theatrical Design II	3
THEA 3613 Directing 1	3	THEA 3723 Theatre History: Realism - Contemp	3
American Institutions Course	3	THEA 4140 Rehearsal and Performance	1
Support Course Elective	3	THEA 4153 Acting V: Classical Acting II	3
		Physical Science Knowledge Area w/Lab	4
Total	15	**Total**	16
Fourth Year Fall	**Cr. Hr.**	**Fourth Year Spring**	**Cr. Hr.**
THEA 4102 Movement III: Suzuki	2	THEA 4140 Rehearsal and Performance	2
THEA 4133 Stage Combat	2	THEA 4471 BFA Showcase	1
THEA 4140 Rehearsal and Performance	1	THEA 4611 Directing II Lab	1
THEA 4412 Acting VI: Professional Portfolio	2	THEA 4613 Directing II	3
THEA 4890 Internship	3	THEA 4751 Capstone	3
Support Course Elective	5	Support Course Elective	3
Total	15	**Total**	13

Appendix C: Current and New Faculty / Staff Information

Part I. Department Faculty / Staff

Identify # of department faculty / staff (headcount) for the year preceding implementation of proposed program.

	# Tenured	# Tenure -Track	# Non -Tenure Track
Faculty: Full Time with Doctorate		2	
Faculty: Part Time with Doctorate			
Faculty: Full Time with Masters	4	6	2
Faculty: Part Time with Masters			2
Faculty: Full Time with Baccalaureate			
Faculty: Part Time with Baccalaureate			3
Teaching / Graduate Assistants			
Staff: Full Time			4
Staff: Part Time			

Part II. Proposed Program Faculty Profiles

List current faculty within the institution -- with academic qualifications -- to be used in support of the proposed program(s).

	First Name	Last Name	Tenure (T) / Tenure Track (TT) / Other	Degree	Institution where Credential was Earned	Est. % of time faculty member will dedicate to proposed program.	If "Other," describe
Full Time Faculty							
	Brian	Beacom	TT	MFA	University of South Dakota	10	
	Russ	Benton	TT	MFA	Florida State University, Asolo Conservatory Theatre	25	
	John Edward (Jeb)	Branin	Other	MA	Brigham Young University	10	NTT
	Richard	Bugg	T	MFA	National Theatre Conservatory	35	
	Kolby	Clarke	TT	MFA	Southern Methodist University	10	
	Scott	Knowles	TT	Ph.D	University of Kansas	20	
	Lisa	Quoresimo	TT	Ph.D	University of California, Davis	25	
	Mariya	Radeva-Nedyalkova	Other	MFA	University of Nevada, Las Vegas	10	NTT
	Wendy	Sanders	T	MFA	Brigham Young University	10	
	Peter	Sham	T	MFA	University of Delaware, Professional Theatre Training Program	35	
	Brian	Swanson	T	MFA	Yale University, School of Drama	10	
	Nick	Blaylock	TT	MFA	University of Utah	10	
	Alexandra	Bradshaw-Yerby	TT	MFA	University of Washington	10	
	Danielle	Sheather	TT	MFA	University of Arizona	10	
Part Time Faculty							
	Michael	Bahr	NA	BA	Southern Utah University (then SUSC)		
	Jamiee	Markham	NA	AA	Fashion Institute of Design & Merchandising		
	Kaitlyn	Mills	NA	BFA	Southern Utah University		
	Kirsten	Sham	NA	Other			Professional

	First Name	Last Name	Tenure (T) / Tenure Track (TT) / Other	Degree	Institution where Credential was Earned	Est. % of time faculty member will dedicate to proposed program.	If "Other," describe
	Stephen	Wagner	NA	MFA	Southern Utah Universty		
	Patricia	Meredith	NA	MFA	University of Utah		
	Alex	Stalli	NA	BS	Southern Utah University		

Part III: New Faculty / Staff Projections for Proposed Program

Indicate the number of faculty / staff to be hired in the first three years of the program, if applicable. Include additional cost for these faculty / staff members in Appendix D.

	# Tenured	# Tenure -Track	# Non -Tenure Track	Academic or Industry Credentials Needed	Est. % of time to be dedicated to proposed program.
Faculty: Full Time with Doctorate					
Faculty: Part Time with Doctorate					
Faculty: Full Time with Masters					
Faculty: Part Time with Masters					
Faculty: Full Time with Baccalaureate					
Faculty: Part Time with Baccalaureate					
Teaching / Graduate Assistants					
Staff: Full Time					
Staff: Part Time					

Appendix D: Projected Program Participation and Finance

Part I.

Project the number of students who will be attracted to the proposed program as well as increased expenses, if any. Include new faculty & staff as described in Appendix C.

Three Year Projection: Program Participation and Department Budget						
	Year Preceding Implementation	New Program				
		Year 1	Year 2	Year 3	Year 4	Year 5
Student Data						
# of Majors in Department	226	232	235	238	240	242
# of Majors in Proposed Program(s)		26	27	27	28	28
# of Graduates from Department	26	28	32	33	35	36
# Graduates in New Program(s)		6	6	6	7	7

Department Financial Data				
	Department Budget			
		Year 1	Year 2	Year 3
Project additional expenses associated with offering new program(s). Account for New Faculty as stated in Appendix C, "Faculty Projections."	Year Preceding Implementation (Base Budget)	Addition to Base Budget for New Program(s)	Addition to Base Budget for New Program(s)	Addition to Base Budget for New Program(s)
EXPENSES – nature of additional costs required for proposed program(s)				
List salary benefits for additional faculty/staff each year the positions will be filled. For example, if hiring faculty in year 2, include expense in years 2 and 3. List one-time operating expenses only in the year expended.				
Personnel (Faculty & Staff Salary & Benefits)	$0	$0	$0	$0
Operating Expenses (equipment, travel, resources)	$0	$0	$0	$0
Other:	$0	$0	$0	$0
TOTAL PROGRAM EXPENSES		$0	$0	$0
TOTAL EXPENSES	$0	$0	$0	$0
FUNDING – source of funding to cover additional costs generated by proposed program(s)				
Describe internal reallocation using Narrative 1 on the following page. Describe new sources of funding using Narrative 2.				
Internal Reallocation	$0	$0	$0	$0
Appropriation	$0	$0	$0	$0
Special Legislative Appropriation	$0	$0	$0	$0
Grants and Contracts	$0	$0	$0	$0
Special Fees	$0	$0	$0	$0
Tuition	$0	$0	$0	$0
Differential Tuition (requires Regents approval)	$0	$0	$0	$0
PROPOSED PROGRAM FUNDING		$0	$0	$0
TOTAL DEPARTMENT FUNDING	$0	$0	$0	$0
Difference				
Funding - Expense	$0	$0	$0	$0

Part II: Expense explanation

Expense Narrative

Describe expenses associated with the proposed program.

No new expenses are associated with this change from emphasis to major.

Part III: Describe funding sources

Revenue Narrative 1

Describe what internal reallocations, if applicable, are available and any impact to existing programs or services.

No internal reallocations were processed for this change from emphasis to major.

Revenue Narrative 2

Describe new funding sources and plans to acquire the funds.

No new funding is required to change from emphasis to major.

Utah System of Higher Education
New Academic Program Proposal
Cover/Signature Page - Full Template

Institution Submitting Request:	**Southern Utah University**
Proposed Program Title:	**Musical Theatre**
Are There New Emphases:	Yes ☐ No ☒
Names of New Emphases (Separated by Commas):	
Sponsoring School, College, or Division:	**College of Performing and Visual Arts**
Sponsoring Academic Department(s) or Unit(s):	**Department of Theatre, Dance, and Arts Administration**
Classification of Instructional Program Code[1] :	**50.0501**
Min/Max Credit Hours Required of Full Program:	**120 / 127**
Proposed Beginning Term[2]:	**Fall 2021**
Institutional Board of Trustees' Approval Date:	

Program Type (check all that apply):

☐	(AAS)	Associate of Applied Science Degree
☐	(AA)	Associate of Arts Degree
☐	(AS)	Associate of Science Degree
☐		Specialized Associate Degree (specify award type[3]:)
☐		Other (specify award type[3]:)
☐	(BA)	Bachelor of Arts Degree
☐	(BS)	Bachelor of Science Degree
☐	(BAS)	Bachelor of Applied Science Degree
☒		Specialized Bachelor Degree (specify award type[3]: Bachelor of Fine Arts)
☐		Other (specify award type[3]:)
☐	(MA)	Master of Arts Degree
☐	(MS)	Master of Science Degree
☐		Specialized Master Degree (specify award type[3]:)
☐		Other (specify award type[3]:)
☐		Doctoral Degree (specify award type[3]:)
☐		K-12 School Personnel Program
☐		Out of Service Area Delivery Program ☐ Attached MOU
☐		Out of Mission Program
☐		NEW Professional School

[1] For CIP code classifications, please see http://nces.ed.gov/ipeds/cipcode/Default.aspx?y=55.
[2] "Proposed Beginning Term" refers to first term after Regent approval that students may declare this program.
[3] Please indicate award such as APE, BFA, MBA, MEd, EdD, JD

Changes to Existing Programs or Administrative Units Required (check all that apply, if any):

☒	Program Restructure with or without Consolidation
☐	Emphases transfer from another program or academic unit
☐	Name Change of Existing Program or Academic Unit
☐	Program transfer to a different academic unit
☐	Suspension or discontinuation of a unit or program
☐	Reinstatement of a previously suspended/discontinued program or administrative unit
☐	Other

Describe Above Changes

Chief Academic Officer (or Designee) Signature:
I, the Chief Academic Officer or Designee, certify that all required institutional approvals have been obtained prior to submitting this request to the Office of the Commissioner.

Please type your first and last name _____ Date:

☐ I understand that checking this box constitutes my legal signature.

Utah System of Higher Education
Program Description - Full Template

Section I: The Request

Southern Utah University requests approval to offer the following Baccalaureate degree(s): Musical Theatre effective Fall 2021. This program was approved by the institutional Board of Trustees on .

Section II: Program Proposal

Program Description

Present a complete, formal program description.

For over twelve years, SUU has offered a successful BFA in Theatre with emphases in Classical Theatre, Musical Theatre, and Theatre Design and Technology. SUU recently applied for review for accreditation by the National Association of Schools of Theatre (NAST) that included a self-study and on-site visit process. During the August 2020 meeting of the Commission on Accreditation, the Commission noted that the "The percentages or coursework in the Musical Theatre emphasis approaches the amount indicative of a stand-alone major." In further review of the curriculum, the theatre faculty acknowledged that the emphasis in musical theatre had indeed evolved over the years in content and resources and a stand-alone major would provide greater clarity to all stakeholders of the overall intent of the degree. This R401 request to offer a BFA in Musical Theatre is therefore in response to the Commission action within the framework of the self-study and on-site visit process and with support of the theatre faculty. The program will remain a professional degree (BFA) with its focus on musical theatre and its description and resources continue unaltered through this change from emphasis to stand-alone major. The curriculum for the degree will change slightly to place additional focus and acknowledgement on music preparation, specifically applied voice, which students now typically take at a higher level than is required within the current degree. These curriculum actions further bring the degree in alignment with NAST percentages for a stand-alone BFA in Musical Theatre.

Consistency with Institutional Mission

Explain how the program is consistent with the institution's Regents-approved mission, roles, and goals (see mission and roles at higheredutah.org/policies/policyr312) or, for "out of mission" program requests, the rationale for the request.

The Utah Board of Regents' Policy R312 4.2.2. states that "Southern Utah University is a dynamic teaching and learning community that engages students in experiential education leading to personal growth, civic responsibility, and professional excellence." The proposed BFA in Theatre Design and Production has at its cornerstone hands-on, learning experiences with the ability to support students as they complete their required internships and capstone projects and look for the first step in their career and jobs in the industry. The program is enhanced by the Utah Shakespeare Festival (USF,) a recipient of the Tony Award for Outstanding Regional Theatre, that is part of SUU. The proposed BFA in Musical Theatre is aligned with the mission and goals of the institution.

Section III: Needs Assessment

Program Rationale

Describe the institutional procedures used to arrive at a decision to offer the program. Briefly indicate why such a program should be initiated. State how the institution and the USHE benefit by offering the proposed program.

Following an external review by a specialized accrediting agency, along with the institution's desire to have titles consistent with curricular content, the decision was made to change the existing emphasis to a stand-alone major. Students accepted into the current BFA in Theatre with Emphasis in Musical Theatre, identify themselves as "musical theatre majors" due to the focused and specialized content of the program. This proposal aligns degree expectations with the appropriate title and accurately communicates to the student's future employer and/or graduate program the level of preparation in their field of study. Both SUU, USHE, and the recruiting process benefit from this degree of accuracy and transparency in publishing of degree programs.

In addition, SUU's BFA degree continues to provide benefits to the USHE because it is the only degree of this type outside the Wasatch Front and allows students in this region of the state to participate in a program not offered by other institutions.

Labor Market Demand

Provide local, state, and/or national labor market data that speak to the need for this program. Occupational demand, wage, and number of annual openings information may be found at sources such as Utah DWS Occupation Information Data Viewer (jobs.utah.gov/jsp/wi/utalmis/gotoOccinfo.do) and the Occupation Outlook Handbook (www.bls.gov/oco).

According to the Occupational Outlook Handbook, the employment of actors is projected to grow 3 percent from 2019-2029, about as fast as the average for all occupations. Growth in the number of internet-only platforms may lead to additional work for actors. 2019 the median pay was $20.43 per hour. There are 70,100 jobs in 2019. The Utah DWS Occupation Information Data Viewer predicts growth of 2%.

Student Demand

Provide evidence of student interest and demand that supports potential program enrollment. Use Appendix D to project five years' enrollments and graduates. Note: If the proposed program is an expansion of an existing program, present several years enrollment trends by headcount and/or by student credit hours that justify expansion.

Students seeking a bachelor degree in theatre at SUU remain in healthy demand. The theatre program has experienced a 41% enrollment growth over the past five years. The following chart represents fall semester 3rd week total enrollment trends for all theatre bachelor level degree programs. All degree programs have significant crossover in curriculum and resources. The current BFA in Theatre, Musical Theatre Emphasis is a highly selective program that has maintained approximately 32 majors each year. The proposed BFA in Musical theatre will remain the same size in student enrollment and within current resources.

	2016	2017	2018	2019	2020
Theatre 3rd Week Fall Enrollment	160	196	205	220	226

Similar Programs

Are similar programs offered elsewhere in the USHE, the state, or Intermountain Region? If yes, identify the existing program(s) and cite justifications for why the Regents should approve another program of this type. How does the proposed program differ from or compliment similar program(s)?

The following USHE institutions offer BFA or BA degrees that focus on musical theatre training that are listed in institutional catalogs:

- The University of Utah: BFA in Theatre with Musical Theatre Emphasis
- Utah Valley University: BFA in Theatre Arts, Musical Theatre Emphasis
- Weber State University: BA in Musical Theatre
- Current: Southern Utah University: BFA in Theatre, Musical Theatre Emphasis
- Proposed: Southern Utah University: BFA in Musical Theatre.

The majority of the USHE BFA degrees offer musical theatre as an emphasis within a theatre degree. SUU's proposed BFA in Musical Theatre would provide a unique stand-alone BFA major within the system.

Collaboration with and Impact on Other USHE Institutions

Indicate if the program will be delivered outside of designated service area; provide justification. Service areas are defined in higheredutah.org/policies/policyr315/ . Assess the impact the new program will have on other USHE institutions. Describe any discussions with other institutions pertaining to this program. Include any collaborative efforts that may have been proposed.

In consideration of the experiential "hands-on" learning environment, the BFA in Musical Theatre will not be delivered online outside SUU's designated service area. Given that SUU's current BFA degree has been in existence for over a decade, no collaborative efforts were made with other USHE institutions and it is anticipated to have no negative impact on any other USHE program.

External Review and Accreditation

Indicate whether external consultants or, for a career and technical education program, program advisory committee were involved in the development of the proposed program. List the members of the external consultants or advisory committee and briefly describe their activities. If the program will seek special professional accreditation, project anticipated costs and a date for accreditation review.

The National Association of Schools of Theatre (NAST) is the accrediting agency recognized by the Department of Education to maintain national standards for theatre programs. In fall 2019, SUU submitted a Self-Study and received a site-visit from Larry Dooley, Columbus State University (team chair and member of the NAST Commission on Accreditation) and Kelly Dean Allison, University of Alabama at Birmingham (team member). The Visitors' Report cited only one standard noncompliance: "The equipment and ventilation in the room used for dyeing fabric appear inadequate for that purpose. NAST standards state that "ventilation and safety treatments appropriate to theatre facilities shall be provided" (NAST Handbook 2019-20, Standards for Accreditation II.F.1.g.). The Commission requested that SUU provide a status report regarding efforts to rectify this noncompliance issue. SUU's facilities management has initiated the process of resolving this safety concern that will be completed when the institution provides its status report to the National Office for a February 1st deadline. It is anticipated that SUU will meet this facility standard following the Commission review.

A second issue was raised by the Commission regarding majors and areas of emphasis. Recently, NAST has focused its efforts on guidelines pertaining to this issue relative to degree titles and assuring that such titles are consistent with content. Based on this effort, the Commission requested SUU to respond to its three BFA degree emphases that "appear to rise to the level of that indicative of stand-alone majors" and demonstrate compliance with standards as they pertain to majors or emphasis areas. The theatre faculty agree with this assessment, therefore, SUU is requesting approval for a change from emphasis to major to submit to the Commission for their follow-up review during their March 2021 meeting to continue the accreditation process.

There are three costs associated with the NAST accreditation process: 1) $400 application fee (paid in full), 2) Site-evaluator's expenses (paid in full) and 3) $1,413 annually for accredited institutional membership dues.

Section IV: Program Details

Graduation Standards and Number of Credits

Provide graduation standards. Provide justification if number of credit or clock hours exceeds credit limit for this program type described in R401-3.11, which can be found at higheredutah.org/policies/R401.

A BFA degree is considered a professional degree and according to policy described in R401-3.1.5.1, it may exceed the maximum 126 credit hours. The change from emphasis to major does not exceed maximum credits for graduation.

Admission Requirements

List admission requirements specific to the proposed program.

The BFA admission process seeks evidence that each applicant possesses the talent, artistic and collaborative sensibility, and most importantly, a strong sense of commitment to be successful in the program. BFA in Musical Theatre candidates will continue the theatre program's current process that requires an interview with faculty and an extensive audition process with the performance of one 32-Bar cut of a musical theatre song, and a two monologues (Shakespeare and contemporary). The theatre faculty have developed BFA Entry Proficiency Criteria with outlined competencies. Students may audition for entry into the BFA program upon admission to the university, or after completing their freshman year in theatre.

Curriculum and Degree Map

Use the tables in Appendix A to provide a list of courses and Appendix B to provide a program Degree Map, also referred to as a graduation plan.

Section V: Institution, Faculty, and Staff Support

Institutional Readiness

How do existing administrative structures support the proposed program? Identify new organizational structures that may be needed to deliver the program. Will the proposed program impact the delivery of undergraduate and/or lower-division education? If yes, how?

SUU has the administrative and organizational structures in place to support this change from an emphasis to major in acting and is institutionally prepared to do so. No new administrative or organizational structures are required to make this change.

Faculty

Describe faculty development activities that will support this program. Will existing faculty/instructions, including teaching/ graduate assistants, be sufficient to instruct the program or will additional faculty be recruited? If needed, provide plans and resources to secure qualified faculty. Use Appendix C to provide detail on faculty profiles and new hires.

SUU's Provost Office provides two faculty grants to support professional development: 1) Faculty Scholarly Support Fund (FSSF) for funding needs associated with research, creative activity, and dissemination and 2) Faculty Development Support Fund (FDSF) for pedagogical and professional development, workshop, or conference attendance.

The existing faculty is sufficient to change from an emphasis to major in the area of acting with no new position requested. The NAST site-visitors noted the "Highly qualified, dedicated, student-centered faculty and staff" as a top strength of the program. They go on to state: "The Theatre faculty in the Department of Theatre and Dance is a well-trained collective with sound educational and scholarly credentials. Collectively, the subdivision of 'theatre' faculty has a considerable amount of professional experience that lends legitimacy to the theory and practice they teach in the classroom and studio. Many members of the theatre faculty have been employed by the Tony-Award winning Utah Shakespeare Festival but they also have a significant number of credits with professional organizations located in other regions of the country." This professional experience is necessary in preparing BFA students for the rigor of the industry.

In addition to full-time theatre faculty, the department employs guest artists, across disciplines, from throughout the country and through the Utah Shakespeare Festival.

Staff

Describe the staff development activities that will support this program. Will existing staff such as administrative, secretarial/ clerical, laboratory aides, advisors, be sufficient to support the program or will additional staff need to be hired? Provide plans and resources to secure qualified staff, as needed.

The department production staff are often employed summers with the Utah Shakespeare Festival that provides opportunity for professional development in maintaining currency in their field. SUU also provides the Staff Professional Development Fund (SPDF) designated to provide staff with funding for personal and professional development directly related to their job responsibilities.

SUU currently employs the following full-time theatre staff positions:

- Administrative Assistant: Oversees the operation of the departmental office and assists the department chair.

- Scene Shop Supervisor/Assistant Technical Director: Manages and supervises the daily operation of the scene shop. Supervises the construction and maintenance of scenic elements, including fabrication and finishing of all departmental productions, Serves as Technical Director for up to two departmental productions each year.

- Costume Shop Manager: Manages and supervises the daily operations of the costume shop. Supervises the construction and maintenance of costumes, including patterning/draping and production run crews for all departmental productions.

- Music Director, Accompanist, Arranger: Organizes and supervises the music needs of the department. This position organizes and hires pit musicians and accompanists when needed.

The following full-time staff positions are assigned to the College of Performing and Visual Arts and serve the theatre program:

- Two CPVA Academic Advisors: One full-time advisor is assigned specifically to performance-based disciplines that includes the theatre program.

- CPVA Marketing and Public Relations Coordinator: Supervises publications, production programs and publicity for the theatre program. Duties also include supervising student graphic designers in coordinating marketing of the theatre program and productions.

No new staff position will be required for this change from emphasis to major.

Student Advisement

Describe how students in the proposed program will be advised.

The College of Performing and Visual Arts has two dedicated full-time advisors who counsel all BFA degrees in the college. The advisors stay current on changes and updates to the curriculum and registration systems. SUU utilizes DegreeWorks and students can have access at any time to monitor degree completion progress. Theatre faculty advise students with career opportunities and postgraduate studies. SUU also has a Career Service Office that counsels students and coordinates employment opportunities with student qualifications. Each spring, as part of their coursework, BFA students travel to New York to immerse themselves within the city and industry. While in New York, students participate in workshops, meet and greets, auditions, and interviews to better prepare them for professional life beyond the university.

Library and Information Resources

Describe library resources required to offer the proposed program if any. List new library resources to be acquired.

The current library collection in support of the discipline of theatre at SUU is significant. Areas such as the art of acting, play collections, monologue collections, musical theatre, English literature-drama, American literature-drama, and history of drama literature, costume (history/description), hair, makeup, construction, scene painting, stage lighting, textile arts, scenery, sound, history (ancient-modern) are topics that support the curricular offerings.

Library database subscriptions such as the International Bibliography of Theatre and Dance with Full Text, is purchased to assist research in theatre and the performing arts, with 450+ full-text titles, including 140+ full-text journals, and 300+ full-text books & monographs from the American Society for Theatre Research, 1984 - present. JSTOR also provides full text academic journals in many disciples including theatre. Project Muse provides journals from the Johns Hopkins University Press covering literature and criticism, history, visual and performing arts, cultural studies, education, political science, gender studies, and others. Recently the library also began a subscription to On the Boards, which delivers full-length, high quality contemporary performance films. Most notable is SUU's subscription to World Shakespeare Bibliography Online that provides annotated entries for all important books, articles, book reviews, dissertations, theatrical productions, reviews of productions, audio-visual materials, and other scholarly materials. The institution is well-positioned with library resources to support the change from emphasis to major and no new resources or addition to budget is required.

Projected Enrollment and Finance

Use Appendix D to provide projected enrollment and information on related operating expenses and funding sources.

Section VI: Program Evaluation

Program Assessment

Identify program goals. Describe the system of assessment to be used to evaluate and develop the program.

The following forms of assessment are to be used to evaluate the BFA program:

1) Student Course Evaluations are conducted for all courses each semester along with an exit survey upon graduation to guide instruction and program development and delivery.

2) An annual Unit Effectiveness Plan (UEP) outlined by SUU's procedures, is completed that assesses program goals, alignment with SUU's Strategic Plan, use of High Impact Practices (HIPs), enrollment growth, course DFW rates, retention rate, graduation rate, degrees awarded, average credit hours at degree completion, job placement rate, efficiency (SCH productivity, funding per Student FTE, etc.), and other notable efforts, initiatives, and accomplishments.

3) Program reviewed with the goal of accreditation by the National Association of Schools of Theatre

Student Standards of Performance

List the standards, competencies, and marketable skills students will have achieved at the time of graduation. How and why were these standards and competencies chosen? Include formative and summative assessment measures to be used to determine student learning outcomes.

- Demonstrate knowledge of the fundamental concepts of theatre including script analysis, theatre history, and dramatic literature;

- Critically evaluate works of theatre by placing them in appropriate historical context and evaluating the aesthetic components;

- Demonstrate fundamental skills necessary to be successful in field of acting;

- Demonstrate the professional attitudes and values of each discipline, which includes respecting the collaborative process, meeting deadlines, punctuality, and professional responsibility;

- Communicate effectively with diverse audiences through on-going oral and written presentations;

- Undergo evaluation by external reviews in several of the following ways: professional auditions; graduate school admissions; Kennedy Center/American College Theatre Festival Adjudications; and internship placement; and

- Be prepared for advanced training or entrance into the profession.

These educational outcomes, competencies, and skills described above are measured through multiple assessment techniques that include assignments, exams, feedback from auditions made available to students, BFA Student End of the Year Progress Report, BFA Student Performance Jury, along with the following student expectations:

1) BFA students are expected to complete course-based performance assessment and must maintain a major-level GPA of 3.0 ("B" average) in theatre-based courses and a cumulative GPA of 2.0 ("C" average).

2) The department requires every BFA student to complete an annual performance jury review with a panel made up of the theatre faculty. Within this they must demonstrate appropriate progress in artistic growth in acting technique, movement, and voice to continue with the program.

3) BFA students demonstrate active participation and creative growth in department productions; this means auditioning for every applicable main stage production, unless excused by faculty.

4) BFA students must demonstrate exemplary professional behavior and positive attitude in and out of class and during all phases of production work, this means being communicative, constructive, supportive, helpful and respectful to all faculty, staff and peers.

5) BFA students must complete a significant internship during their course of study. This important practical component to the

degree helps ensure students are ready to enter their chosen profession.

6) Each student completes a Capstone which develops original scholarship that critically evaluates and analyzes the student's creative practice through a written and oral defense presentation to faculty within the discipline.

7) BFA students complete a department exit interviews along with all graduating seniors.

8) BFA students are required to abide by the policies and procedures set up in the Departmental Student Handbook

Site visitors for NAST attended a production during their visit and within their report noted that “The actors were well prepared for their roles and worked together as an ensemble. The costumes and sets were delightful, and the students and faculty did a magnificent job adapting the costumes and scenic elements to the people and space. The entire production was a compelling demonstration of the Department’s high standards of training.”

Appendix A: Program Curriculum

List all courses, including new courses, to be offered in the proposed program by prefix, number, title, and credit hours (or credit equivalences). Indicate new courses with an X in the appropriate columns. The total number of credit hours should reflect the number of credits required to be awarded the degree.

For variable credits, please enter the minimum value in the table for credit hours. To explain variable credit in detail as well as any additional information, use the narrative box at the end of this appendix.

		Course Number	NEW Course	Course Title	Credit Hours
		General Education Courses (list specific courses if recommended for this program on Degree Map)			
				General Education Credit Hour Sub-Total	30
		Required Courses			
+	-	THEA 1033		Acting I	3
+	-	THEA 1113		Voice and Diction I	3
+	-	THEA 1713		Script Analysis	3
+	-	THEA 2513		Theatrical Design I	3
+	-	THEA 2733		Dramatic Literature	3
+	-	THEA 3613		Directing I	3
+	-	THEA 3713		Theatre History: The Classic Theatre	3
+	-	THEA 3723		Theatre History: Realism, Post Realistic & Contemporary Theatre	3
+	-	THEA 4751		Capstone	3
+	-	THEA 4890		Internship	3
+	-				
+	-	THEA 1041		Performance Seminar	1
+	-	THEA 1221		Make-Up for the Actor	1
+	-	THEA 1613		Theatrical Production	3
+	-	THEA 1641		Theatrical Production Lab	1
+	-	THEA 2033		Acting II	3
+	-	DANC 2080		Improvisation	1
+	-	THEA 2112		Movement I	2
+	-	THEA 3033		Acting III: Shakespeare	3
+	-	THEA 4140		Rehearsal & Performance (1-2 Credits, Multiple Semesters)	2
+	-	THEA 4412		Acting VI: Professional Portfolio	2
+	-	THEA 4471		BFA Showcase	1
+	-				
+	-	THEA 3133		Acting IV: Musical Theatre/Audition	3
+	-	THEA 4163		Acting V: Musical Theatre II	3
+	-	THEA 2411		MT Group Applied Voice (2 Semesters at 1 Credit)	2
+	-	THEA 3411		MT Applied Voice (6 Semesters at 2 Credit)	12
+	-				
+	-	DANCE CORE		DANCE CORE- Depending on Placement Students are assigned an	8
+	-			8-10 credit dance technique core in addition to the following:	
+	-	DANC 2070		Dance for Musical Theatre I	2
+	-	DANC 3070		Dance for Musical Theatre II	2
+	-				

		Course Number	NEW Course	Course Title	Credit Hours
+	-	MUSIC THEORY		MUSIC THEORY - Choose 8 Credits based on placement	8
+	-	MUSC 1100		Fund. of Music Theory (co-req MUSC 1150 or MUSC 1151)	
+	-	MUSC 1150		Class Piano I	
+	-	MUSC 1151		Class Piano I for Non-Music Majors	
+	-	MUSC 1110		Music Theory I (co-req MUSC 1130)	
+	-	MUSC 1130		Aural Skills I	
+	-	MUSC 1120		Music Theory II (co-req MUSC 1140)	
+	-	MUSC 1140		Aural Skills II	
				Choose of the following courses:	
+	-				
+	-				
				Required Course Credit Hour Sub-Total	90
		Elective Courses			
+	-				
				Elective Credit Hour Sub-Total	
				Core Curriculum Credit Hour Sub-Total	120

Program Curriculum Narrative

Describe any variable credits. You may also include additional curriculum information.

Degree Map

Degree maps pertain to undergraduate programs ONLY. Provide a degree map for proposed program. Degree Maps were approved by the State Board of Regents on July 17, 2014 as a degree completion measure. Degree maps or graduation plans are a suggested semester-by-semester class schedule that includes prefix, number, title, and semester hours. For more details see http://higheredutah.org/pdf/agendas/201407/TAB%20A%202014-7-18.pdf (Item #3).

Please cut-and-paste the degree map or manually enter the degree map in the table below.

First Year Fall	Cr. Hr.	First Year Spring	Cr. Hr.
DANC 1100 Ballet I	1	DANC 1130 Ballet II	1
DANC 1500 Jazz Dance I	1	DANC 1510 Jazz Dance II	1
THEA 1033 Acting I: Introduction to Acting	3	THEA 1113 Voice & Diction I	3
THEA 1041 Perf. Seminar	1	THEA 1223 Movement I	2
THEA 1221 Make-up Actor	1	THEA 1613 Theatrical Production	3
THEA 2411 MT Group Applied Voice	1	THEA 1641 Theatrical Production Lab	1
THEA 1713 Script Analysis	3	THEA 2411 MT Group Applied Voice	1
INFO 1010 Information Literacy	1	ENGL 1010 Intro to Academic Writing	3
MATH 1030 Contemporary Mathematics	3		
Total	15	**Total**	15
Second Year Fall	**Cr. Hr.**	**Second Year Spring**	**Cr. Hr.**
DANC 1200 Modern I	1	DANC 1230 Modern II	1
MUSC 1110 Music Theory I	3	MUSC 1120 Music Theory II	3
MUSC 1120 Aural Skills I	1	MUSC 1140 Aural Skills II	1
THEA 2033 Acting II	3	DANC 2070 Dance for Musical Theatre I	2
THEA 3411 Applied Voice	2	THEA 2513 Theatrical Design I	3
ENGL 2010 Intermediate Writing	3	THEA 3033 Acting III: Shakespeare	3
Humanities Knowledge Area	3	THEA 3411 Applied Voice	2
Total	16	**Total**	15
Third Year Fall	**Cr. Hr.**	**Third Year Spring**	**Cr. Hr.**
DANC 1580 Tap I	1	DANC 1590 Tap II	1
THEA 3133 Acting IV: Musical Theatre/Audition	3	THEA 2713 Dramatic Literature	3
THEA 3411 Applied Voice	2	DANC 3070 Dance for Musical Theatre II	2
THEA 3713 Theatre History: Classic Theatre	3	THEA 3411 Applied Voice	2
Fine Arts Knowledge Area	3	THEA 3723 Theatre History: Realism - Contem	3
American Institutions Course	3	THEA 4140 Rehearsal and Performance	1
		THEA 4163 Acting V: Musical Theatre II	3
Total	15	**Total**	15
Fourth Year Fall	**Cr. Hr.**	**Fourth Year Spring**	**Cr. Hr.**
DANC 2080 Improvisation	1	THEA 3411 Applied Voice	2
THEA 3613 Directing 1	3	THEA 4140 Rehearsal and Performance	1
THEA 3411 Applied Voice	2	THEA 4471 BFA Showcase	1
THEA 4412 Acting VI: Professional Portfolio	2	THEA 4751 Capstone	3
THEA 4890 Internship	3	Physical Science Knowledge Area w/Lab	4
Life Science Knowledge Area w/Lab	4	Social Science Knowledge Area	3

Total	15	**Total**	14

Appendix C: Current and New Faculty / Staff Information

Part I. Department Faculty / Staff

Identify # of department faculty / staff (headcount) for the year preceding implementation of proposed program.

	# Tenured	# Tenure -Track	# Non -Tenure Track
Faculty: Full Time with Doctorate		2	
Faculty: Part Time with Doctorate			
Faculty: Full Time with Masters	4	6	2
Faculty: Part Time with Masters			2
Faculty: Full Time with Baccalaureate			
Faculty: Part Time with Baccalaureate			3
Teaching / Graduate Assistants			
Staff: Full Time			4
Staff: Part Time			

Part II. Proposed Program Faculty Profiles

List current faculty within the institution -- with academic qualifications -- to be used in support of the proposed program(s).

	First Name	Last Name	Tenure (T) / Tenure Track (TT) / Other	Degree	Institution where Credential was Earned	Est. % of time faculty member will dedicate to proposed program.	If "Other," describe
Full Time Faculty							
	Brian	Beacom	TT	MFA	University of South Dakota	10	
	Russ	Benton	TT	MFA	Florida State University, Asolo Conservatory Theatre	25	
	John Edward (Jeb)	Branin	Other	MA	Brigham Young University	10	NTT
	Richard	Bugg	T	MFA	National Theatre Conservatory	25	
	Kolby	Clarke	TT	MFA	Southern Methodist University	10	
	Scott	Knowles	TT	Ph.D	University of Kansas	20	
	Lisa	Quoresimo	TT	Ph.D	University of California, Davis	60	
	Mariya	Radeva-Nedyalkova	Other	MFA	University of Nevada, Las Vegas	10	NTT
	Wendy	Sanders	T	MFA	Brigham Young University	10	
	Peter	Sham	T	MFA	University of Delaware, Professional Theatre Training Program	25	
	Brian	Swanson	T	MFA	Yale University, School of Drama	10	
	Nick	Blaylock	TT	MFA	University of Utah	15	
	Alexandra	Bradshaw-Yerby	TT	MFA	University of Washington	15	
	Danielle	Sheather	TT	MFA	University of Arizona	15	
Part Time Faculty							
	Michael	Bahr	NA	BA	Southern Utah University (then SUSC)		
	Jamiee	Markham	NA	AA	Fashion Institute of Design & Merchandising		
	Kaitlyn	Mills	NA	BFA	Southern Utah University		
	Kirsten	Sham	NA	Other			Professional

	First Name	Last Name	Tenure (T) / Tenure Track (TT) / Other	Degree	Institution where Credential was Earned	Est. % of time faculty member will dedicate to proposed program.	If "Other," describe
	Stephen	Wagner	NA	MFA	Southern Utah Universty		
	Patricia	Meredith	NA	MFA	University of Utah		
	Alex	Stalli	NA	BS	Southern Utah University		

Part III: New Faculty / Staff Projections for Proposed Program

Indicate the number of faculty / staff to be hired in the first three years of the program, if applicable. Include additional cost for these faculty / staff members in Appendix D.

	# Tenured	# Tenure -Track	# Non -Tenure Track	Academic or Industry Credentials Needed	Est. % of time to be dedicated to proposed program.
Faculty: Full Time with Doctorate					
Faculty: Part Time with Doctorate					
Faculty: Full Time with Masters					
Faculty: Part Time with Masters					
Faculty: Full Time with Baccalaureate					
Faculty: Part Time with Baccalaureate					
Teaching / Graduate Assistants					
Staff: Full Time					
Staff: Part Time					

Appendix D: Projected Program Participation and Finance

Part I.

Project the number of students who will be attracted to the proposed program as well as increased expenses, if any. Include new faculty & staff as described in Appendix C.

Three Year Projection: Program Participation and Department Budget						
	Year Preceding Implementation	New Program				
		Year 1	Year 2	Year 3	Year 4	Year 5
Student Data						
# of Majors in Department	226	232	235	238	240	242
# of Majors in Proposed Program(s)		32	34	35	36	37
# of Graduates from Department	26	28	32	33	35	36
# Graduates in New Program(s)		7	8	8	8	9

Department Financial Data				
	Department Budget			
		Year 1	Year 2	Year 3
Project additional expenses associated with offering new program(s). Account for New Faculty as stated in Appendix C, "Faculty Projections."	Year Preceding Implementation (Base Budget)	Addition to Base Budget for New Program(s)	Addition to Base Budget for New Program(s)	Addition to Base Budget for New Program(s)
EXPENSES – nature of additional costs required for proposed program(s)				
List salary benefits for additional faculty/staff each year the positions will be filled. For example, if hiring faculty in year 2, include expense in years 2 and 3. List one-time operating expenses only in the year expended.				
Personnel (Faculty & Staff Salary & Benefits)	$0	$0	$0	$0
Operating Expenses (equipment, travel, resources)	$0	$0	$0	$0
Other:	$0	$0	$0	$0
TOTAL PROGRAM EXPENSES		$0	$0	$0
TOTAL EXPENSES	$0	$0	$0	$0
FUNDING – source of funding to cover additional costs generated by proposed program(s)				
Describe internal reallocation using Narrative 1 on the following page. Describe new sources of funding using Narrative 2.				
Internal Reallocation	$0	$0	$0	$0
Appropriation	$0	$0	$0	$0
Special Legislative Appropriation	$0	$0	$0	$0
Grants and Contracts	$0	$0	$0	$0
Special Fees	$0	$0	$0	$0
Tuition	$0	$0	$0	$0
Differential Tuition (requires Regents approval)	$0	$0	$0	$0
PROPOSED PROGRAM FUNDING		$0	$0	$0
TOTAL DEPARTMENT FUNDING	$0	$0	$0	$0
Difference				
Funding - Expense	$0	$0	$0	$0

Part II: Expense explanation

Expense Narrative

Describe expenses associated with the proposed program.

No new expenses are associated with this change from emphasis to major.

Part III: Describe funding sources

Revenue Narrative 1

Describe what internal reallocations, if applicable, are available and any impact to existing programs or services.

No internal reallocations were processed for this change from emphasis to major.

Revenue Narrative 2

Describe new funding sources and plans to acquire the funds.

No new funding is required to change from emphasis to major.

Utah System of Higher Education
New Academic Program Proposal
Cover/Signature Page - Full Template

Institution Submitting Request:	**Southern Utah University**
Proposed Program Title:	**Theatre Design and Production**
Are There New Emphases:	Yes ☐ No ☒
Names of New Emphases (Separated by Commas):	
Sponsoring School, College, or Division:	**College of Performing and Visual Arts**
Sponsoring Academic Department(s) or Unit(s):	**Department of Theatre, Dance, and Arts Administration**
Classification of Instructional Program Code[1] :	**50.0501**
Min/Max Credit Hours Required of Full Program:	**120 / 125**
Proposed Beginning Term[2]:	**Fall 2021**
Institutional Board of Trustees' Approval Date:	

Program Type (check all that apply):

☐	(AAS)	Associate of Applied Science Degree
☐	(AA)	Associate of Arts Degree
☐	(AS)	Associate of Science Degree
☐		Specialized Associate Degree (specify award type[3]:)
☐		Other (specify award type[3]:)
☐	(BA)	Bachelor of Arts Degree
☐	(BS)	Bachelor of Science Degree
☐	(BAS)	Bachelor of Applied Science Degree
☒		Specialized Bachelor Degree (specify award type[3]: Bachelor of Fine Arts)
☐		Other (specify award type[3]:)
☐	(MA)	Master of Arts Degree
☐	(MS)	Master of Science Degree
☐		Specialized Master Degree (specify award type[3]:)
☐		Other (specify award type[3]:)
☐		Doctoral Degree (specify award type[3]:)
☐		K-12 School Personnel Program
☐		Out of Service Area Delivery Program ☐ Attached MOU
☐		Out of Mission Program
☐		NEW Professional School

[1] For CIP code classifications, please see http://nces.ed.gov/ipeds/cipcode/Default.aspx?y=55.
[2] "Proposed Beginning Term" refers to first term after Regent approval that students may declare this program.
[3] Please indicate award such as APE, BFA, MBA, MEd, EdD, JD

Changes to Existing Programs or Administrative Units Required (check all that apply, if any):

☒	Program Restructure with or without Consolidation
☐	Emphases transfer from another program or academic unit
☐	Name Change of Existing Program or Academic Unit
☐	Program transfer to a different academic unit
☐	Suspension or discontinuation of a unit or program
☐	Reinstatement of a previously suspended/discontinued program or administrative unit
☐	Other

Describe Above Changes

Chief Academic Officer (or Designee) Signature:
I, the Chief Academic Officer or Designee, certify that all required institutional approvals have been obtained prior to submitting this request to the Office of the Commissioner.

Please type your first and last name _____ Date:

☐ I understand that checking this box constitutes my legal signature.

Utah System of Higher Education
Program Description - Full Template

Section I: The Request

Southern Utah University requests approval to offer the following Baccalaureate degree(s): Theatre Design and Production effective Fall 2021. This program was approved by the institutional Board of Trustees on .

Section II: Program Proposal

Program Description

Present a complete, formal program description.

For over twelve years, SUU has offered a successful BFA in Theatre with emphases in Classical Theatre, Musical Theatre, and Theatre Design and Technology. SUU recently applied for review for accreditation by the National Association of Schools of Theatre (NAST) that included a self-study and on-site visit process. During the August 2020 meeting of the Commission on Accreditation, the Commission noted that the "robust amount of coursework required in both Classical Acting and Theatre Design and Technology emphases would appear to arise to the level of that indicative of stand-alone majors." In further review of the curriculum, the theatre faculty acknowledged that the emphasis in Theatre Design and Technology had indeed evolved over the years in content and resources and a stand-alone major would provide greater clarity to all stakeholders of the overall intent of the degree. This R401 request to offer a BFA in Theatre Design and Production is therefore in response to the Commission action within the framework of the self-study and on-site visit process and with support of the theatre faculty. The additional decision to broaden the title from "Theatre Design and Technology" to "Theatre Design and Production" more accurately describes the breadth of the overall program. Production is inclusive of all technical theatre disciplines and widens the focus to those students pursuing areas of management while still applying to students whose goals are more technical in nature. The program will remain a professional degree (BFA) with its focus on theatre design and production and its description, curriculum, and resources continue unaltered through this change from emphasis to stand-alone major.

Consistency with Institutional Mission

Explain how the program is consistent with the institution's Regents-approved mission, roles, and goals (see mission and roles at higheredutah.org/policies/policyr312) or, for "out of mission" program requests, the rationale for the request.

The Utah Board of Regents' Policy R312 4.2.2. states that "Southern Utah University is a dynamic teaching and learning community that engages students in experiential education leading to personal growth, civic responsibility, and professional excellence." The proposed BFA in Theatre Design and Production has at its cornerstone hands-on, learning experiences with the ability to support students as they complete their required internships and capstone projects and look for the first step in their career and jobs in the industry. The program is enhanced by the Utah Shakespeare Festival (USF,) a recipient of the Tony Award for Outstanding Regional Theatre, that is part of SUU. The proposed BFA in Theatre Design and Production is aligned with the mission and goals of the institution.

Section III: Needs Assessment

Program Rationale

Describe the institutional procedures used to arrive at a decision to offer the program. Briefly indicate why such a program should be initiated. State how the institution and the USHE benefit by offering the proposed program.

Following an external review by a specialized accrediting agency, along with the institution's desire to have titles consistent with curricular content, the decision was made to change the existing emphasis to a stand-alone major. Students accepted into the current BFA in Theatre with Emphasis in Theatre Design and Technology, identify themselves as "production majors" due to the focused and specialized content of the program. This proposal aligns degree expectations with the appropriate title and accurately communicates to the student's future employer and/or graduate program the level of preparation in their field of study. Both SUU, USHE, and the recruiting process benefit from this degree of accuracy and transparency in publishing of degree programs.

In addition, SUU's BFA degree continues to provide benefits to the USHE because it is the only degree of this type outside the Wasatch Front and allows students in this region of the state to participate in a program not offered by other institutions.

Labor Market Demand

Provide local, state, and/or national labor market data that speak to the need for this program. Occupational demand, wage, and number of annual openings information may be found at sources such as Utah DWS Occupation Information Data Viewer (jobs.utah.gov/jsp/wi/utalmis/gotoOccinfo.do) and the Occupation Outlook Handbook (www.bls.gov/oco).

The Occupational Outlook Handbook does not specifically outline labor statistics in the varied field of Theatrical Design and Production. Some allied fields are covered within the personal care and service occupations as well as within the Arts, design, entertainment, sports, and media occupations. Projected growth rates within these fields are listed from 2019-2029 and include the following:

- Costume Attendants: projected growth, 5 percent, median pay $23.55 per hour, 7,460 positions
- Makeup Artists, theatrical and performance: projected growth, 11 percent, median pay $39.23 per hour, 3,400 positions
- Set and exhibit designers: projected growth, 1 percent, median pay $30.04 per hour, 12,040 positions
- Lighting technicians and media and communication equipment workers, all other: projected growth 5 percent, median pay $35.43 per hour, 23,440 positions
- Riggers: projected growth 5 percent, median pay $25.20 per hour, 23,000 positions
- Designers, all other: projected growth -2 percent, median pay $35.34 per hour, 10,610 positions
- Broadcast and Sound Engineering Technicians, project growth 9 percent, median pay $21.88 per hour, 140,300 positions

The Utah DWS Occupation Information Data Viewer predicts statewide annual growth for many of these positions which include:

- Costume Attendants: 3.70 percent
- Set and exhibit designers: 3.49 percent
- Sound Engineering Technicians: 3.42 percent
- Audio and Video Equipment Technicians: 3.64 percent
- Riggers: 2.57 percent

Growth in the number of Internet-only platforms and streaming will likely lead to additional work for production positions.

Student Demand

Provide evidence of student interest and demand that supports potential program enrollment. Use Appendix D to project five years' enrollments and graduates. Note: If the proposed program is an expansion of an existing program, present several years enrollment trends by headcount and/or by student credit hours that justify expansion.

Students seeking a bachelor degree in theatre at SUU remain in healthy demand. The theatre program has experienced a 41% enrollment growth over the past five years. The following chart represents fall semester 3rd week total enrollment trends for all theatre bachelor level degree programs. All degree programs have significant crossover in curriculum and resources. The current BFA in Theatre, Theatre Design and Technology Emphasis is a highly selective program that has maintained approximately 10 majors each year. The proposed BFA in Theatre Design and Production will work to utilize its broader focus to reach out and recruit additional majors which is possible within the current resources.

	2016	2017	2018	2019	2020
Theatre 3rd Week Fall Enrollment	160	196	205	220	226

Similar Programs

Are similar programs offered elsewhere in the USHE, the state, or Intermountain Region? If yes, identify the existing program(s) and cite justifications for why the Regents should approve another program of this type. How does the proposed program differ from or compliment similar program(s)?

The following USHE institutions offer BFA degrees that focus on Design and Production training that are listed in institutional catalogs:
The University of Utah: BFA in Theatre with Performing Arts Design Emphasis
The University of Utah: BFA in Theatre with Stage Management Emphasis
Utah State University: Theatre Arts: Theatre Design & Technology - BFA
Utah Valley University: BFA in Theatre Arts, Theatre Design and Production Emphasis
Current: Southern Utah University: BFA in Theatre, Theatre Design and Technology Emphasis Proposed: Southern Utah University: BFA in Theatre Design and Production.

The majority of the USHE BFA degrees offer Design, Technology, or Production as an emphasis within a theatre degree. SUU's proposed BFA in Theatre Design and Production would provide a unique stand-alone major within the system.

Collaboration with and Impact on Other USHE Institutions

Indicate if the program will be delivered outside of designated service area; provide justification. Service areas are defined in higheredutah.org/policies/policyr315/ . Assess the impact the new program will have on other USHE institutions. Describe any discussions with other institutions pertaining to this program. Include any collaborative efforts that may have been proposed.

In consideration of the experiential "hands-on" learning environment, the BFA in Theatre Design and Production will not be delivered online outside SUU's designated service area. Given that SUU's current BFA degree has been in existence for over a decade, no collaborative efforts were made with other USHE institutions and it is anticipated to have no negative impact on any other USHE program.

External Review and Accreditation

Indicate whether external consultants or, for a career and technical education program, program advisory committee were involved in the development of the proposed program. List the members of the external consultants or advisory committee and briefly describe their activities. If the program will seek special professional accreditation, project anticipated costs and a date for accreditation review.

The National Association of Schools of Theatre (NAST) is the accrediting agency recognized by the Department of Education to maintain national standards for theatre programs. In fall 2019, SUU submitted a Self-Study and received a site-visit from Larry Dooley, Columbus State University (team chair and member of the NAST Commission on Accreditation) and Kelly Dean Allison, University of Alabama at Birmingham (team member). The Visitors' Report cited only one standard noncompliance: "The equipment and ventilation in the room used for dyeing fabric appear inadequate for that purpose. NAST standards state that "ventilation and safety treatments appropriate to theatre facilities shall be provided" (NAST Handbook 2019-20, Standards for Accreditation II.F.1.g.). The Commission requested that SUU provide a status report regarding efforts to rectify this noncompliance issue. SUU's facilities management has initiated the process of resolving this safety concern that will be completed when the institution provides its status report to the National Office for a February 1st deadline. It is anticipated that SUU will meet this facility standard following the Commission review.

A second issue was raised by the Commission regarding majors and areas of emphasis. Recently, NAST has focused its efforts on guidelines pertaining to this issue relative to degree titles and assuring that such titles are consistent with content. Based on this effort, the Commission requested SUU to respond to its three BFA degree emphases that "appear to rise to the level of that indicative of stand-alone majors" and demonstrate compliance with standards as they pertain to majors or emphasis areas. The theatre faculty agree with this assessment, therefore, SUU is requesting approval for a change from emphasis to major to submit to the Commission for their follow-up review during their March 2021 meeting to continue the accreditation process.

There are three costs associated with the NAST accreditation process: 1) $400 application fee (paid in full), 2) Site-evaluator's expenses (paid in full) and 3) $1,413 annually for accredited institutional membership dues.

Section IV: Program Details

Graduation Standards and Number of Credits

Provide graduation standards. Provide justification if number of credit or clock hours exceeds credit limit for this program type described in R401-3.11, which can be found at higheredutah.org/policies/R401.

A BFA degree is considered a professional degree and according to policy described in R401-3.1.5.1, it may exceed the maximum 126 credit hours. The change from emphasis to major does not exceed maximum credits for graduation.

Admission Requirements

List admission requirements specific to the proposed program.

The BFA admission process seeks evidence that each applicant possesses the talent, artistic and collaborative sensibility, and most importantly, a strong sense of commitment to be successful in the program. BFA in Theatre Design and Production candidates will continue the theatre program's current process that requires an interview with faculty and an extensive portfolio review process. The theatre faculty have developed BFA Entry Proficiency Criteria with outlined competencies. Students may interview for entry into the BFA program upon admission to the university, or after completing their freshman year in theatre.

Curriculum and Degree Map

Use the tables in Appendix A to provide a list of courses and Appendix B to provide a program Degree Map, also referred to as a graduation plan.

Section V: Institution, Faculty, and Staff Support

Institutional Readiness

How do existing administrative structures support the proposed program? Identify new organizational structures that may be needed to deliver the program. Will the proposed program impact the delivery of undergraduate and/or lower-division education? If yes, how?

SUU has the administrative and organizational structures in place to support this change from an emphasis to major in acting and is institutionally prepared to do so. No new administrative or organizational structures are required to make this change.

Faculty

Describe faculty development activities that will support this program. Will existing faculty/instructions, including teaching/graduate assistants, be sufficient to instruct the program or will additional faculty be recruited? If needed, provide plans and resources to secure qualified faculty. Use Appendix C to provide detail on faculty profiles and new hires.

SUU's Provost Office provides two faculty grants to support professional development: 1) Faculty Scholarly Support Fund (FSSF) for funding needs associated with research, creative activity, and dissemination and 2) Faculty Development Support Fund (FDSF) for pedagogical and professional development, workshop, or conference attendance.

The existing faculty is sufficient to change from an emphasis to major in the area of acting with no new position requested. The NAST site-visitors noted the "Highly qualified, dedicated, student-centered faculty and staff" as a top strength of the program. They go on to state: "The Theatre faculty in the Department of Theatre and Dance is a well-trained collective with sound educational and scholarly credentials. Collectively, the subdivision of 'theatre' faculty has a considerable amount of professional experience that lends legitimacy to the theory and practice they teach in the classroom and studio. Many members of the theatre faculty have been employed by the Tony-Award winning Utah Shakespeare Festival but they also have a significant number of credits with professional organizations located in other regions of the country." This professional experience is necessary in preparing BFA students for the rigor of the industry.

In addition to full-time theatre faculty, the department employs guest artists, across disciplines, from throughout the country and

through the Utah Shakespeare Festival.

Staff

Describe the staff development activities that will support this program. Will existing staff such as administrative, secretarial/ clerical, laboratory aides, advisors, be sufficient to support the program or will additional staff need to be hired? Provide plans and resources to secure qualified staff, as needed.

The department production staff are often employed summers with the Utah Shakespeare Festival that provides opportunity for professional development in maintaining currency in their field. SUU also provides the Staff Professional Development Fund (SPDF) designated to provide staff with funding for personal and professional development directly related to their job responsibilities.

SUU currently employs the following full-time theatre staff positions:

- Administrative Assistant: Oversees the operation of the departmental office and assists the department chair.

- Scene Shop Supervisor/Assistant Technical Director: Manages and supervises the daily operation of the scene shop. Supervises the construction and maintenance of scenic elements, including fabrication and finishing of all departmental productions, Serves as Technical Director for up to two departmental productions each year.

- Costume Shop Manager: Manages and supervises the daily operations of the costume shop. Supervises the construction and maintenance of costumes, including patterning/draping and production run crews for all departmental productions.
- Music Director, Accompanist, Arranger: Organizes and supervises the music needs of the department. This position organizes and hires pit musicians and accompanists when needed.

The following full-time staff positions are assigned to the College of Performing and Visual Arts and serve the theatre program:

- Two CPVA Academic Advisors: One full-time advisor is assigned specifically to performance-based disciplines that includes the theatre program.

- CPVA Marketing and Public Relations Coordinator: Supervises publications, production programs and publicity for the theatre program. Duties also include supervising student graphic designers in coordinating marketing of the theatre program and productions.

No new staff position will be required for this change from emphasis to major.

Student Advisement

Describe how students in the proposed program will be advised.

The College of Performing and Visual Arts has two dedicated full-time advisors who counsel all BFA degrees in the college. The advisors stay current on changes and updates to the curriculum and registration systems. SUU utilizes DegreeWorks and students can have access at any time to monitor degree completion progress. Theatre faculty advise students with career opportunities and postgraduate studies. SUU also has a Career Service Office that counsels students and coordinates employment opportunities with student qualifications. Each spring design and production students travel to the national USITT conference and stage expo where they participate in workshops, network with industry members, attend new product demonstrations, and interview with potential employers and graduate schools.

Library and Information Resources

Describe library resources required to offer the proposed program if any. List new library resources to be acquired.

The current library collection in support of the discipline of theatre at SUU is significant. Areas such as the art of acting, play collections, monologue collections, musical theatre, English literature-drama, American literature-drama, and history of drama literature, costume (history/description), hair, makeup, construction, scene painting, stage lighting, textile arts, scenery, sound,

history (ancient-modern) are topics that support the curricular offerings.

Library database subscriptions such as the International Bibliography of Theatre and Dance with Full Text, is purchased to assist research in theatre and the performing arts, with 450+ full-text titles, including 140+ full-text journals, and 300+ full-text books & monographs from the American Society for Theatre Research, 1984 - present. JSTOR also provides full text academic journals in many disciples including theatre. Project Muse provides journals from the Johns Hopkins University Press covering literature and criticism, history, visual and performing arts, cultural studies, education, political science, gender studies, and others. Recently the library also began a subscription to On the Boards, which delivers full-length, high quality contemporary performance films. Most notable is SUU's subscription to World Shakespeare Bibliography Online that provides annotated entries for all important books, articles, book reviews, dissertations, theatrical productions, reviews of productions, audio-visual materials, and other scholarly materials. The institution is well-positioned with library resources to support the change from emphasis to major and no new resources or addition to budget is required.

Projected Enrollment and Finance

Use Appendix D to provide projected enrollment and information on related operating expenses and funding sources.

Section VI: Program Evaluation

Program Assessment

Identify program goals. Describe the system of assessment to be used to evaluate and develop the program.

The following forms of assessment are to be used to evaluate the BFA program:

1) Student Course Evaluations are conducted for all courses each semester along with an exit survey upon graduation to guide instruction and program development and delivery.

2) An annual Unit Effectiveness Plan (UEP) outlined by SUU's procedures, is completed that assesses program goals, alignment with SUU's Strategic Plan, use of High Impact Practices (HIPs), enrollment growth, course DFW rates, retention rate, graduation rate, degrees awarded, average credit hours at degree completion, job placement rate, efficiency (SCH productivity, funding per Student FTE, etc.), and other notable efforts, initiatives, and accomplishments.

3) Program reviewed with the goal of accreditation by the National Association of Schools of Theatre

Student Standards of Performance

List the standards, competencies, and marketable skills students will have achieved at the time of graduation. How and why were these standards and competencies chosen? Include formative and summative assessment measures to be used to determine student learning outcomes.

- Demonstrate knowledge of the fundamental concepts of theatre including script analysis, theatre history, and dramatic literature;

- Critically evaluate works of theatre by placing them in appropriate historical context and evaluating the aesthetic components;

- Demonstrate fundamental skills necessary to be successful in the field of design and production

- Demonstrate the professional attitudes and values of each discipline, which includes respecting the collaborative process, meeting deadlines, punctuality, and professional responsibility

- Communicate effectively with diverse audiences through on-going oral and written presentations

- Undergo evaluation by external reviews in several of the following ways: professional interviews, USITT portfolio reviews, graduate school admissions, Kennedy Center/American College Theatre Festival Adjudications, and internship placement

- Be prepared for advanced training or entrance into the profession.

These educational outcomes, competencies, and skills described above are measured through multiple assessment techniques that include assignments, exams, feedback from reviews/productions/internships, and interviews. It is made available to students through the BFA juries at the end of each academic year. Students are also expected to align with the following student expectations:

1. BFA students are expected to complete course-based performance assessment and must maintain a major-level GPA of 3.0 (“B” average) in theatre-based courses and a cumulative GPA of 2.0 (“C” average).

2. The department requires every BFA student to complete an annual portfolio review and attend a jury review with a panel made up of the theatre design and production faculty. Students must demonstrate appropriate progress in artistic growth through their production and design work to continue within the program.

3) BFA students demonstrate active participation and creative growth in department productions; this means auditioning for every applicable main stage production, unless excused by faculty.

4) BFA students must demonstrate exemplary professional behavior and positive attitude in and out of class and during all phases of production work, this means being communicative, constructive, supportive, helpful and respectful to all faculty, staff and peers.

5) BFA students must complete a significant internship during their course of study. This important practical component to the degree helps ensure students are ready to enter their chosen profession.

6) Each student completes a Capstone which develops original scholarship that critically evaluates and analyzes the student's creative practice through a written and oral defense presentation to faculty within the discipline.

7) BFA students complete a department exit interviews along with all graduating seniors.

8) BFA students are required to abide by the policies and procedures set up in the Departmental Student Handbook

Site visitors for NAST attended a production during their visit and within their report noted that “The actors were well prepared for their roles and worked together as an ensemble. The costumes and sets were delightful, and the students and faculty did a magnificent job adapting the costumes and scenic elements to the people and space. The entire production was a compelling demonstration of the Department’s high standards of training.”

Appendix A: Program Curriculum

List all courses, including new courses, to be offered in the proposed program by prefix, number, title, and credit hours (or credit equivalences). Indicate new courses with an X in the appropriate columns. The total number of credit hours should reflect the number of credits required to be awarded the degree.

For variable credits, please enter the minimum value in the table for credit hours. To explain variable credit in detail as well as any additional information, use the narrative box at the end of this appendix.

		Course Number	NEW Course	Course Title	Credit Hours
		General Education Courses (list specific courses if recommended for this program on Degree Map)			
				General Education Credit Hour Sub-Total	30
		Required Courses			
+	-	THEA 1033		Acting I	3
+	-	THEA 1113		Voice and Diction I	3
+	-	THEA 1713		Script Analysis	3
+	-	THEA 2513		Theatrical Design I	3
+	-	THEA 2733		Dramatic Literature	3
+	-	THEA 3613		Directing I	3
+	-	THEA 3713		Theatre History: The Classic Theatre	3
+	-	THEA 3723		Theatre History: Realism, Post Realistic & Contemporary Theatre	3
+	-	THEA 4751		Capstone	3
+	-	THEA 4890		Internship	3
+	-				
+	-	THEA 1223		Make-Up	2
+	-	THEA 1513		Stagecraft (& co-requiste THEA 1541)	3
+	-	THEA 1541		Stagecraft Lab	1
+	-	THEA 2203		Costume Construction (& co-requisite 2541)	3
+	-	THEA 2541		Costume Construction lab	1
+	-	THEA 2523		Drafting for Theatre	2
+	-	THEA 2533		Drawing and Rendering for Theater	3
+	-	THEA 2553		Scene Painting	2
+	-	THEA 3013		Stage Management	3
+	-	THEA 3131		Professional Aspects of Theatre (Variable Topics & Credits)	4
+	-	THEA 3223		Theatrical Design II	3
+	-	THEA 3343		Production Management and Safety	3
+	-	THEA 3353		Period Styles	3
+	-	THEA 3545		Production Practicum (4 Semesters at 1 Credit)	4
+	-	THEA 3571		Portfolio	2
+	-	THEA 4541		Advanced Produciton Practicum (2 Semesters at 1 Credit)	2
				Choose 2 of the following courses:	
+	-	THEA 3313		Costume Construction II	3
+	-	THEA 3323		Stagecraft II	3
+	-	THEA 4513		Theatre Technologies: Rigging and Automation	3
+	-	THEA 4513		Theatre Technologies: Advanced Costume Cons.	3
+	-				

		Course Number	NEW Course	Course Title	Credit Hours
				Required Course Credit Hour Sub-Total	77
		Elective Courses			
+	-			SUPPORT ELECTIVES - Choose Seven Credits From	7
+	-	AA 3010		Intro to Arts Administration	
+	-	AA 3050		Cultural Policy in Context	
+	-	ART 1010		Intro to Visual Arts	
+	-	ART 1050		Intro to Photography	
+	-	ART 1110		Drawing I	
+	-	ART 1120		Two-Dimensional Design	
+	-	ART 1610		Ceramics I	
+	-	ART 2110		Drawing II	
+	-	ART 2210		Digital Tools	
+	-	ART 2500		Intermediate Photography	
				Choose of the following courses:	
+	-				
+	-	ART 3080		Gallery & Museum Practices	
+	-	ARTH 2300		Why Art? Intro to Art Theory	
+	-	ARTH 2710		Art History Survey I	
+	-	ARTH 2720		Art History Survey II	
+	-	CCET 1010		Introduction to Engineering and Technical Design	
+	-	CCET 1030		Introduction to CAD/CAM 3D Design	
+	-	CCET 1040		Introduction to Residential Architecture Using AutoCAD	
+	-	CCET 2620		3-D Design	
+	-	COMM 3070		Communication Graphics	
+	-	COMM 4600		TIC: Event Planning	
+	-	CSIS 1400		Fundamentals of Programming	
+	-	CSIS 1410		Object Oriented Programming	
+	-	CSIS 2600		Data Communications and Networking	
+	-	EET 1600		Robotics and Automation I	
+	-	EET 1700		Circuit Analysis I	
+	-	EET 2700		Circuit Analysis II	
+	-	EET 2750		PC Hardware	
+	-	ENGR 1030		Computer-Assisted Design Using Solidworks	
+	-	MUSC 4180		Survey of Music Technology	
				Elective Credit Hour Sub-Total	7
				Core Curriculum Credit Hour Sub-Total	114

Program Curriculum Narrative

Describe any variable credits. You may also include additional curriculum information.

Degree Map

Degree maps pertain to undergraduate programs ONLY. Provide a degree map for proposed program. Degree Maps were approved by the State Board of Regents on July 17, 2014 as a degree completion measure. Degree maps or graduation plans are a suggested semester-by-semester class schedule that includes prefix, number, title, and semester hours. For more details see http://higheredutah.org/pdf/agendas/201407/TAB%20A%202014-7-18.pdf (Item #3).

Please cut-and-paste the degree map or manually enter the degree map in the table below.

First Year Fall	Cr. Hr.	First Year Spring	Cr. Hr.
THEA 1713 Script Analysis	3	THEA 2203 Costume Construction	3
THEA 1513 Stagecraft	3	THEA 2541 Costume Construction Lab	1
THEA 1541 Stagecraft Lab	1	THEA 2523 Drafting for Theatre	2
THEA 2513 Theatrical Design I	3	Humanities Knowledge Area	3
THEA 2533 Drawing and Rendering for Theatre	3	ENGL 2010 Intermediate Writing	3
ENGL 1010 Intro to Academic Writing	3	MATH 1030 Contemporary Mathematics	3
Total	16	**Total**	15
Second Year Fall	**Cr. Hr.**	**Second Year Spring**	**Cr. Hr.**
THEA 1033 Acting I: Introduction to Acting	3	THEA 1113 Voice and Diction I	3
THEA 2553 Scenic Painting	2	THEA 1223 Make-Up	2
THEA 3545 Production Practicum	1	THEA 3545 Production Practicum	1
Fine Arts Knowledge Area	3	INFO 1010 Information Literacy	1
American Institutions Course	3	Social Science Knowledge Area	3
Support Course Elective	3	Life Science Knowledge Area w/Lab	4
Total	15	**Total**	14
Third Year Fall	**Cr. Hr.**	**Third Year Spring**	**Cr. Hr.**
THEA 3131 - PAT: Topic	2	THEA 2713 Dramatic Literature	3
THEA 3323 Stagecraft II	3	THEA 3353 Period Styles	3
THEA 3343 Production Man and Safety	3	THEA 3545 Production Practicum	3
THEA 3545 Production Practicum	1	THEA 3723 Theatre History: Realism - Contem	3
THEA 3713 Theatre History: Classic Theatre	3	Life Science Knowledge Area w/Lab	4
Support Course Elective	3		
Total	15	**Total**	16
Fourth Year Fall	**Cr. Hr.**	**Fourth Year Spring**	**Cr. Hr.**
THEA 3571 Portfolio	2	THEA 3131 - PAT: Topic	2
THEA 4353 Lighting Design	3	THEA 3613 Directing 1	3
THEA 4513 Theatre Technologies- Automation	3	THEA 4343 Scenic Design	3
THEA 4541 Advanced Produciton Practicum	3	THEA 4541 Advanced Production Practicum	3
THEA 4890 Internship	3	THEA 4751 Capstone	3
		Support Course Elective	1
Total	14	**Total**	15

Appendix C: Current and New Faculty / Staff Information

Part I. Department Faculty / Staff

Identify # of department faculty / staff (headcount) for the year preceding implementation of proposed program.

	# Tenured	# Tenure -Track	# Non -Tenure Track
Faculty: Full Time with Doctorate		2	
Faculty: Part Time with Doctorate			
Faculty: Full Time with Masters	4	6	2
Faculty: Part Time with Masters			2
Faculty: Full Time with Baccalaureate			
Faculty: Part Time with Baccalaureate			3
Teaching / Graduate Assistants			
Staff: Full Time			4
Staff: Part Time			

Part II. Proposed Program Faculty Profiles

List current faculty within the institution -- with academic qualifications -- to be used in support of the proposed program(s).

	First Name	Last Name	Tenure (T) / Tenure Track (TT) / Other	Degree	Institution where Credential was Earned	Est. % of time faculty member will dedicate to proposed program.	If "Other," describe
Full Time Faculty							
	Brian	Beacom	TT	MFA	University of South Dakota	30	
	Russ	Benton	TT	MFA	Florida State University, Asolo Conservatory Theatre	10	
	John Edward (Jeb)	Branin	Other	MA	Brigham Young University	10	NTT
	Richard	Bugg	T	MFA	National Theatre Conservatory	10	
	Kolby	Clarke	TT	MFA	Southern Methodist University	30	
	Scott	Knowles	TT	Ph.D	University of Kansas	10	
	Lisa	Quoresimo	TT	Ph.D	University of California, Davis	10	
	Mariya	Radeva-Nedyalkova	Other	MFA	University of Nevada, Las Vegas	30	NTT
	Wendy	Sanders	T	MFA	Brigham Young University	10	
	Peter	Sham	T	MFA	University of Delaware, Professional Theatre Training Program	10	
	Brian	Swanson	T	MFA	Yale University, School of Drama	30	
	Nick	Blaylock	TT	MFA	University of Utah	5	
	Alexandra	Bradshaw-Yerby	TT	MFA	University of Washington	5	
	Danielle	Sheather	TT	MFA	University of Arizona	5	
Part Time Faculty							
	Michael	Bahr	NA	BA	Southern Utah University (then SUSC)		
	Jamiee	Markham	NA	AA	Fashion Institute of Design & Merchandising		
	Kaitlyn	Mills	NA	BFA	Southern Utah University		
	Kirsten	Sham	NA	Other			Professional

	First Name	Last Name	Tenure (T) / Tenure Track (TT) / Other	Degree	Institution where Credential was Earned	Est. % of time faculty member will dedicate to proposed program.	If "Other," describe
	Stephen	Wagner	NA	MFA	Southern Utah Universty		
	Patricia	Meredith	NA	MFA	University of Utah		
	Alex	Stalli	NA	BS	Southern Utah University		

Part III: New Faculty / Staff Projections for Proposed Program

Indicate the number of faculty / staff to be hired in the first three years of the program, if applicable. Include additional cost for these faculty / staff members in Appendix D.

	# Tenured	# Tenure -Track	# Non -Tenure Track	Academic or Industry Credentials Needed	Est. % of time to be dedicated to proposed program.
Faculty: Full Time with Doctorate					
Faculty: Part Time with Doctorate					
Faculty: Full Time with Masters					
Faculty: Part Time with Masters					
Faculty: Full Time with Baccalaureate					
Faculty: Part Time with Baccalaureate					
Teaching / Graduate Assistants					
Staff: Full Time					
Staff: Part Time					

Appendix D: Projected Program Participation and Finance

Part I.

Project the number of students who will be attracted to the proposed program as well as increased expenses, if any. Include new faculty & staff as described in Appendix C.

Three Year Projection: Program Participation and Department Budget						
	Year Preceding Implementation	New Program				
		Year 1	Year 2	Year 3	Year 4	Year 5
Student Data						
# of Majors in Department	226	232	235	238	240	242
# of Majors in Proposed Program(s)		10	11	13	13	15
# of Graduates from Department	26	28	32	33	35	36
# Graduates in New Program(s)		2	2	3	3	3

Department Financial Data				
	Department Budget			
		Year 1	Year 2	Year 3
Project additional expenses associated with offering new program(s). Account for New Faculty as stated in Appendix C, "Faculty Projections."	Year Preceding Implementation (Base Budget)	Addition to Base Budget for New Program(s)	Addition to Base Budget for New Program(s)	Addition to Base Budget for New Program(s)
EXPENSES – nature of additional costs required for proposed program(s)				
List salary benefits for additional faculty/staff each year the positions will be filled. For example, if hiring faculty in year 2, include expense in years 2 and 3. List one-time operating expenses only in the year expended.				
Personnel (Faculty & Staff Salary & Benefits)	$0	$0	$0	$0
Operating Expenses (equipment, travel, resources)	$0	$0	$0	$0
Other:	$0	$0	$0	$0
TOTAL PROGRAM EXPENSES		$0	$0	$0
TOTAL EXPENSES	$0	$0	$0	$0
FUNDING – source of funding to cover additional costs generated by proposed program(s)				
Describe internal reallocation using Narrative 1 on the following page. Describe new sources of funding using Narrative 2.				
Internal Reallocation	$0	$0	$0	$0
Appropriation	$0	$0	$0	$0
Special Legislative Appropriation	$0	$0	$0	$0
Grants and Contracts	$0	$0	$0	$0
Special Fees	$0	$0	$0	$0
Tuition	$0	$0	$0	$0
Differential Tuition (requires Regents approval)	$0	$0	$0	$0
PROPOSED PROGRAM FUNDING		$0	$0	$0
TOTAL DEPARTMENT FUNDING	$0	$0	$0	$0
Difference				
Funding - Expense	$0	$0	$0	$0

Part II: Expense explanation

Expense Narrative

Describe expenses associated with the proposed program.

No new expenses are associated with this change from emphasis to major.

Part III: Describe funding sources

Revenue Narrative 1

Describe what internal reallocations, if applicable, are available and any impact to existing programs or services.

No internal reallocations were processed for this change from emphasis to major.

Revenue Narrative 2

Describe new funding sources and plans to acquire the funds.

No new funding is required to change from emphasis to major.

PERSONNEL

Board of Trustees
December 2, 2020

RECOMMENDATION FOR APPOINTMENT

It is recommended that **Britney Allen** be appointed Lecturer of Agriculture in the Department of Agriculture and Nutrition Science, College of Health Sciences, non-tenure-track, effective August 16, 2020. She holds a B.S. and is completing an M.S. from Utah State University. This is an emergency, one-year appointment to replace Randall Violett.

It is recommended that **Mark R. Aldred** be appointed Lecturer of Aircraft Maintenance in the Department of Aviation Sciences, College of Engineering and Computational Technology, non-tenure track, effective August 16, 2020. He holds an A.S. from Tarrant County Community College and a B.S. and M.B.A. from Embry-Riddle Aeronautical University. This is an appointment to replace Neal Donohue.

It is recommended that **Daniel Anderegg** be appointed Assistant Professor and Director of Music Technology, in the Masters of Music Technology Program, Department of Music, College of Performing and Visual Arts, non-tenure track, effective October 16, 2021. He holds a B.M. from University of Utah and an M.F.A. from University of North Carolina School of the Arts. Mr. Anderegg has served SUU as an adjunct instructor since 2016. This is an emergency appointment to replace Steven Meredith.

It is recommended that **Benjamin Bradshaw** be appointed Assistant Professor of Music in the Department of Music, College of Performing and Visual Arts, non-tenure track, effective August 16, 2020. He holds a B.M. and B.S. from Southern Utah University, an M.A. from University of North Carolina School of the Arts, Winston-Salem, and is completing a Ph.D. from Indiana University-Bloomington. This is a one-year emergency hire to replace Virginia Stitt.

It is recommended that **Dr. Roger Carter** be appointed Assistant Professor of Public Administration in the Master of Public Administration Program, College of Humanities and Social Sciences, tenure-track but without tenure, effective August 16, 2020. He holds a B.S. from Brigham Young University, an M.A. from Southern Utah University, and a Ph.D. from Valdosta State University. This is a new position.

It is recommended that **Chandrayee Chatterjee** be appointed Lecturer of Economics in the Department of Economics and Finance, Dixie L. Leavitt School of Business, non-tenure track, effective July 1, 2020. She holds a B.S. from University of Calcutta, an M.A. from Jawaharlal Nehru University- New Delhi and is completing a Ph.D. from Georgia State University. This is an appointment to replace Jeffrey Swigert.

It is recommended that **Dr. William Davis** be appointed Assistant Professor of Teacher Education in the Department of Teacher Education, Beverley Taylor Sorenson College of Education and Human Development, tenure-track but without tenure, effective August 16, 2020. He holds a B.A. from Shippensburg University, an M.A. from New Mexico University, and a Ph.D. from Columbia University. This is an appointment to replace Bart Reynolds.

PERSONNEL

Board of Trustees
December 2, 2020

It is recommended that **Jeremy Evans** be appointed Lecturer of Biology in the Department of Biology, Walter Maxwell Gibson College of Sciences, non-tenure track, effective August 16, 2020. He holds a B.A. from Southern Utah University and an M.S. from Ohio State University. This is a one-year, emergency hire.

It is recommended that **Aundrea Frahm** be appointed Visiting Assistant Professor of Art Education in the Department of Art and Design, College of Performing and Visual Arts, non-tenure track, effective August 16, 2020. She holds a B.F.A. from Brigham Young University and an M.F.A. from The School of the Art Institute of Chicago. This is an emergency hire to replace Stuart Robinson.

It is recommended that **Chris Hall** be appointed Professional in Residence/Lecturer in the Department of Aviation Science, College of Engineering and Technology, non-tenure track, effective August 16, 2020. He holds an A.A.S. and B.S. from Utah Valley University and is certified as an Airline Transport Pilot, Commercial Pilot, Flight Instructor, and Remote Pilot. This is a one-year, emergency hire to replace Jodi Brommer.

It is recommended that **Jamie Hamblin** be appointed Assistant Professor of Teacher Education in the Department of Teacher Education, Beverley Taylor Sorenson College of Education and Human Development, non-tenure-track, effective August 16, 2020. She holds a B.S. and M.Ed. from Southern Utah University, and is completing her Ph.D. from American College of Education. This is an appointment to replace Leilani Nautu.

It is recommended that **Nathan Hanson** be appointed Lecturer of Physics in the Department of Physical Science, Walter Maxwell Gibson College of Science, non-tenure track, effective August 16, 2020. He holds a B.S. from Jacksonville University and an M.S. from Naval Postgraduate School. This is a one-year, emergency hire to replace Brandon Wiggins.

It is recommended that **Katherine Hill** be appointed Lecturer of Finance in the Department of Economics & Finance, Dixie L. Leavitt School of Business, non-tenure track, effective July 1, 2020. She holds a B.S. and M.B.A from Southern Utah University. This a one-year appointment and emergency hire.

It is recommended that **Md. Istiaq Hossain** be appointed Lecturer of Mathematics in the Department of Mathematics, College of Engineering and Computational Sciences, non-tenure track, effective August 16, 2020. He holds an M.S. from University of Dhaka, Bangladesh, and an M.S. and Ph.D. (ABD) from University of Louisiana at Lafayette. This is a one-year, emergency hire to replace Tenielle Cannon.

It is recommended that **Stacey Hurst** be appointed Lecturer of Teacher Education in the Department of Teacher Education, Beverley Taylor Sorenson College of Education and Human Development, non-tenure track, effective August 16, 2020. She holds a B.S. from Southern Utah University, and is completing her M.Ed, also at Southern Utah University.

PERSONNEL

Board of Trustees
December 2, 2020

It is recommended that **Dr. Crystal Koenig** be appointed Lecturer for the Master of Interdisciplinary Studies, College of Humanities and Social Science, non-tenure track effective August 16, 2020. It is recommended that one year be granted toward rank advancement. She holds a Ph.D. from Washington State University, St. Louis. She previously served SUU as a Visiting Professor.

It is recommended that **Dr. Marcus Lawrence** be appointed Assistant Professor of Kinesiology in the Department of Kinesiology and Outdoor Recreation, College of Health and Human Sciences, tenure-track but without tenure, effective August 16, 2020. He holds a B.S. from California State University Monterey Bay, an M.S. from Appalachian State University, and a Ph.D. from University of North Carolina at Charlotte. This is a position to replace Joshua Carr.

It is recommended that **Dr. Jonathan Lee** be appointed Assistant Professor of Accounting in the department of Accounting and Finance, Dixie L. Leavitt School of Business, tenure-track but without tenure, effective July 1, 2020. He holds a B.S. and M.S. from Southern Utah University, and a Ph.D. from Washington State University-Pullman. It is recommended that one year be awarded toward both rank and tenure. This is an appointment to replace Timothy Lewis.

It is recommended that **Dr. Seyedmasoud Malekzadeh** be appointed Assistant Professor of Engineering in the Department of Engineering and Technology, College of Engineering and Computational Sciences, tenure-track but without tenure, effective August 15, 2020. He holds a B.S. from University of Tabriz, an M.S. from AmirKabir University of Technology, and a Ph.D. from University of Central Florida. This is a new position.

It is recommended that **Betty Ann Rember** be appointed Assistant Professor of Teacher Education in the Department of Teacher Education, Beverley Taylor Sorenson College of Education and Human Development, non-tenure track, effective July 1, 2020.She holds a B.A. and M.A. from Southern Utah University. She previously served SUU and a Lecturer of Teacher Education and Field Service Coordinator. This is an appointment to replace Lee Montgomery.

It is recommended that **Guizella A. Rocabado** be appointed Lecturer of Chemistry in the Department of Physical Science, Walter Maxwell Gibson College of Sciences, non-tenure track, effective January 1, 2021. She holds a BS from Southern Utah University and an MS from University at Buffalo, NY. This is an emergency appointment to replace Ganesh Ethiraj.

It is recommended that **Michael Rogers** be appointed Lecturer of Management in the Department of Hotel, Resort, Hospitality Management, Dixie L. Leavitt School of Business, non-tenure track, effective July 1, 2020. He holds a B.S. and M.S. from Utah State University. This is a new position.

It is recommended that **Amanda Roundy** be appointed Assistant Professor of Nursing in the Department of Nursing, College of Health Sciences, non-tenure track, effective August 16, 2020. She holds a BSN from Southern Utah University, and an MSN from Western Governors University. This is a new position.

PERSONNEL

Board of Trustees
December 2, 2020

It is recommended that **Dr. Jeffrey Swigert** be appointed Assistant Professor of Economics in the Department of Economics and Finance, non-tenure-track, effective July 1, 2020. He holds a B.S. from Brigham Young University, and an M.S. and Ph.D. from Cornell University.

It is recommended that **Dr. Qian (Victoria) Zhang** be appointed Assistant Professor of Management/Operations Management in the Department of Management and Hotel, Resort, and Hospitality Management, Dixie L. Leavitt School of Business, tenure-track but without tenure, effective September 8, 2020. She holds a B.S. from Northeastern University, Qinhuangdao, Hebei, China, and an M.S. and Ph.D. (ABD) from Worcester Polytechnic Institute. This is a new position.

PENDING APPROVAL

SUU SOUTHERN UTAH UNIVERSITY

INVESTMENT REPORT

June 30, 2020

Page 2 - Summary Report of Investment Activity and Income

Page 3 - Detail of Current Month Transactions

Pages 4-6 - Investment Portfolio

Page 7 - Supplemental Summary

Prepared by:
Melanie Orton/Accounting Manager
7/7/2020

Public Treasurer's Assertion

To the best of my knowledge, the University is in compliance with the State Money Management Act, the Rules of the State Money Management Council, the Uniform Prudent Management of Institutional Funds Act, Board of Regents Policy R541, and Southern Utah Univesity's Investment Policy 10.12.

A. Mitchell Bealer 7/30/20

A. Mitchell Bealer — Date
Public Treasurer

8/4/20

Marvin L. Dodge — Date
Vice President of Finance & Administration

August 11, 2020

Scott L Wyatt — Date
President

SUU SOUTHERN UTAH UNIVERSITY

Summary Report of Investment Activity and Income
For The Month Ended June 30, 2020

	Cost	Market	Unrealized Gain/Loss
Investment Activity:			
Beginning Balance	$ 99,592,476	$ 99,970,109	$ 377,634
Monthly Activity (See Page 3)	(6,977,768)	(6,977,768)	
Market Value Change		966,742	966,742
Ending Monthly Balance	**$ 92,614,708**	**$ 93,959,083**	**$ 1,344,376**

	Cost	Market
Average Balance	$ 96,103,592	$ 96,964,596

Investment Income	Current Month	YTD
Interest	$ 57,568	$ 1,512,851
Dividends	52,370	828,730
Gains/Losses on Sale	(15,627)	(38,846)
Investment Income	$ 94,311	$ 2,302,735

SUU SOUTHERN UTAH UNIVERSITY

Detail of Current Month Transactions
For The Month Ended June 30, 2020

	Cash Management Pool	Endowment Pool	Debt Service Pool	Total
Acquisitions:				
Amortization of Bond Discount	$ 15,713			15,713
Amortization of CD Discount	$ 105			105
Increase in PTIF Debt Reserves			1,096	1,096
Increase in SBSU CD	3,959			3,959
Increase in Moreton Institute Money Market	3,297,746			3,297,746
Increase in Moreton Endow Money Market		2,156		2,156
Increase in Moreton Trust Money Market		1,996		1,996
Increase in Fidelity		26,940		26,940
MWTRX Reinvest		1,318		1,318
PTTRX Reinvest		237		237
VSIAX Reinvest		8		8
XLK Purchase		964		964
UGA Purchase		6,433		6,433
PONAX Purchase		724,000		724,000
		-		-
	$ 3,317,523	$ 764,052	$ 1,096	$ 4,082,671
Dispositions:				
Amortization of Bond Premium	$ 16,196			16,196
Decrease in PTIF	8,563,834			8,563,834
CD - FBM-319234AX8 - Recalled	240,000			240,000
JP Morgan 46647PAG1 - Recalled	1,500,000			1,500,000
JSOAX Sale	-	740,410		740,410
	-	-		-
		-		-
Total Dispositions	$ 10,320,030	$ 740,410	$ -	$ 11,060,440
Increase (Decrease) in Investments	$ (7,002,507)	$ 23,642	$ 1,096	$ (6,977,768)

SUU SOUTHERN UTAH UNIVERSITY

Investment Portfolio
For The Month Ended June 30, 2020

	Yield	Maturity	Cost	Market	Unrealized Gain/(Loss)	Endowment Portfolio Percentage
Fixed Income Investments:						
Cash Equivalents:						
Public Treasurer's Investment Fund (PTIF)	0.9353%	N/A	$ 10,382,513.57	$ 10,382,513.57	$ -	
PTIF - Debt Reserves	1.1783%	N/A	1,081,243.18	1,081,243.18	-	
Moreton Investment Money Market	0.0000%	N/A	8,221.86	8,221.86	-	
Moreton Endowment Money Market	0.0100%	N/A	9,774.50	9,774.50	-	
Fidelity Endowment Money Market	1.2800%	N/A	181,820.09	181,820.09	-	
Moreton Trust Money Market	0.0100%	N/A	11,574.13	11,574.13	-	
Total Cash Equivalents			11,675,147.33	11,675,147.33	-	3.12%
Bank Certificates of Deposit:						
State Bank of Southern Utah	1.5000%	3/2/2020	1,051,036.38	1,051,036.38	-	
Brokered Certificates of Deposit:						
BMW Bank of North America	1.8790%	2/16/2021	240,000.00	242,676.00	2,676.00	
Bridgewater BK Bloomington Minnesota	1.8099%	10/28/2021	239,000.00	244,298.63	5,298.63	
Synchrony Bank Retail	1.6712%	11/4/2021	80,838.92	82,397.25	1,558.33	
Live Oak Banking Company	1.8080%	11/22/2021	240,000.00	245,575.20	5,575.20	
Landmark Community Bank	1.8482%	2/23/2022	240,000.00	246,727.20	6,727.20	
Ally BK Midvale Utah	1.9275%	8/15/2022	240,000.00	249,021.60	9,021.60	
Citibank National Association Pasadena California	1.8807%	8/23/2022	240,000.00	248,844.00	8,844.00	
Firstier BK Kimball Nebraska	1.8119%	8/23/2023	240,000.00	251,676.00	11,676.00	
First Choice Bk Cerritos	1.6963%	2/20/2024	240,000.00	240,518.40	518.40	
Merrick BK South Jordan Utah	1.8469%	2/28/2024	240,000.00	253,404.00	13,404.00	
Capital One National Association McClean	1.9702%	8/14/2024	240,000.00	255,806.40	15,806.40	
Capital One BK USA National Association	1.9702%	8/14/2024	240,000.00	255,806.40	15,806.40	
Enerbank USA Salt Lake City Utah	1.8400%	8/15/2024	240,000.00	254,347.20	14,347.20	
Wells Fargo Bank Sioux Falls South Dakota	1.9938%	8/16/2024	240,000.00	240,748.80	748.80	
CFBank Fairlawn Ohio	1.7523%	8/19/2024	240,000.00	253,377.60	13,377.60	
Medallion BK Salt Lake City Utah	1.7962%	8/19/2024	240,000.00	253,869.60	13,869.60	
Poppy BK Santa Rosa California	1.9450%	8/21/2024	240,000.00	240,619.20	619.20	
Washington Federal Seattle	1.8397%	8/28/2024	240,000.00	254,390.40	14,390.40	
Central BK Little Rock Arkansas	1.9470%	8/30/2024	240,000.00	240,364.80	364.80	
Preferred BK Los Angeles California	1.7959%	8/30/2024	240,000.00	253,910.40	13,910.40	
Morgan Stanley Pvt Bk	1.7502%	2/6/2025	240,000.00	253,682.40	13,682.40	
Morgan Stanley NK N A	1.7502%	2/6/2025	240,000.00	253,682.40	13,682.40	
JP Morgan Chase Co	1.1452%	5/29/2025	240,000.00	241,012.80	1,012.80	
Total Certificates of Deposit			6,410,875.30	6,607,793.06	196,917.76	0.25%
Bonds, Notes & Bills:						
Toronto Dominion Bank ($1,000,000 Par)	1.2384%	12/14/2020	992,333.52	1,003,740.00	11,406.48	
Wells Fargo Bank ($1,000,000 Par)	1.6579%	3/4/2021	1,005,841.20	1,007,290.00	1,448.80	
Citigroup ($1,000,000 Par)	2.7290%	3/30/2021	1,008,010.64	1,009,160.00	1,149.36	
Bank of Montreal ($1,000,000 Par)	1.7659%	4/13/2021	1,001,983.84	1,002,900.00	916.16	
Lloyd's Bank ($1,500,000 Par)	1.1014%	6/21/2021	1,502,761.25	1,506,270.00	3,508.75	
Wells Fargo Bank ($1,500,000 Par)	1.5375%	7/23/2021	1,503,332.67	1,505,355.00	2,022.33	
Barclays ($1,000,000 Par)	2.3591%	8/24/2021	1,001,928.41	991,500.00	(10,428.41)	
American Express ($1,000,000 Par)	1.1364%	11/5/2021	1,003,021.04	1,003,210.00	188.96	
American Express ($1,500,000 Par)	1.1364%	11/5/2021	1,468,106.34	1,504,815.00	36,708.66	
Federal Farm Credit Bank ($2,300,000 Par)	1.7222%	11/29/2021	2,298,762.77	2,350,416.00	51,653.23	
Sumitomo Mitsubishi ($1,008,000 Par)	2.2702%	1/11/2022	1,014,269.71	1,012,788.00	(1,481.71)	
Morgan Stanley ($2,000,000 Par)	2.3055%	1/20/2022	2,016,873.04	2,008,220.00	(8,653.04)	
Morgan Stanley ($1,000,000 Par)	2.3055%	1/20/2022	1,010,098.39	1,004,110.00	(5,988.39)	
Morgan Stanley ($1,000,000 Par)	2.3055%	1/20/2022	1,011,036.85	1,004,110.00	(6,926.85)	
Wells Fargo Floater ($750,000 Par)	1.3728%	2/11/2022	755,594.39	752,272.50	(3,321.89)	
Wells Fargo Floater ($1,000,000 Par)	1.3728%	2/11/2022	1,008,621.02	1,003,030.00	(5,591.02)	
American Honda Fin Group ($1,000,000 Par)	0.8439%	2/15/2022	988,305.30	997,770.00	9,464.70	
Union Bank Floater ($1,050,000 Par)	0.9159%	3/7/2022	1,053,525.59	1,051,228.50	(2,297.09)	
Union Bank Floater (2) ($1,265,000 Par)	0.9159%	3/7/2022	1,270,530.61	1,266,480.05	(4,050.56)	
Citibank ($1,000,000 Par)	1.9403%	4/25/2022	999,649.10	1,005,500.00	5,850.90	
Goldman Sachs Group ($1,000,000 Par)	2.0912%	4/26/2022	1,011,497.95	1,004,680.00	(6,817.95)	
Goldman Sachs Group ($2,000,000 Par)	2.0912%	4/26/2022	2,023,502.45	2,009,360.00	(14,142.45)	
Royal Bank of Canada ($1,000,000 Par)	1.3065%	4/29/2022	938,364.60	1,002,700.00	64,335.40	
Sumitomo Mitsubishi ($3,000,000 Par)	2.0867%	7/12/2022	3,025,450.45	3,006,180.00	(19,270.45)	
Mitsubishi ($1,000,000 Par)	1.7751%	7/25/2022	980,576.66	1,003,340.00	22,763.34	
Mizuho ($1,000,000 Par)	1.1903%	9/11/2022	980,212.11	1,003,140.00	22,927.89	
Bank America Corporation ($2,525,000 Par)	2.2697%	10/21/2022	2,566,876.72	2,546,513.00	(20,363.72)	
Toronto Dominion Bank ($1,000,000 Par)	2.1040%	12/1/2022	959,875.95	1,002,850.00	42,974.05	

SUU SOUTHERN UTAH UNIVERSITY

Investment Portfolio

For The Month Ended June 30, 2020

JP Morgan ($1,440,000 Par)	2.2059%	1/15/2023	1,460,261.68	1,447,905.60	(12,356.08)	
JP Morgan ($1,000,000 Par)	2.2059%	1/15/2023	1,014,011.42	1,005,490.00	(8,521.42)	
Bank America Corporation ($1,100,000 Par)	2.2742%	1/20/2023	1,067,715.68	1,110,054.00	42,338.32	
Goldman Sachs Group ($1,000,000 Par)	1.1143%	2/23/2023	948,743.30	995,200.00	46,456.70	
Mitsubishi ($1,000,000 Par)	1.0885%	3/2/2023	979,245.24	995,850.00	16,604.76	
Mizuho Fin Group ($1,000,000 Par)	2.9134%	3/5/2023	983,949.29	995,960.00	12,010.71	
Mizuho Fin Group ($1,600,000 Par)	1.8209%	3/5/2023	1,586,339.05	1,593,536.00	7,196.95	
Canadian Imperial Bank ($1,500,000 Par)	0.8857%	3/17/2023	1,468,888.55	1,490,325.00	21,436.45	
American Honda Fin Group ($1,500,000 Par)	0.8236%	5/10/2023	1,475,600.10	1,488,000.00	12,399.90	
Total Bonds, Notes and Bills			47,385,696.88	47,691,248.65	305,551.77	6.31%
Total Fixed Income Investments			65,471,719.51	65,974,189.04	502,469.53	

SUU SOUTHERN UTAH UNIVERSITY

Investment Portfolio
For The Month Ended June 30, 2020

Equity Investments:						Endowment
Mutual Funds and ETFs:	Cost/share	Shares	Cost	Market	Unrealized Gain/(Loss)	Portfolio Percentage
Ishares Core S&P Mid-Cap ETF	194.26	1,000.000	194,264.00	177,820.00	(16,444.00)	
Ishares Core S&P 500 ETF	271.30	2,530.000	686,396.20	783,515.70	97,119.50	
Ishares: Russell Mid-Cap Growth ETF	89.84	2,798.000	251,377.00	442,419.76	191,042.76	
Ishares: S&P 600 Small Cap Value Index ETF	112.48	2,226.000	250,391.00	267,943.62	17,552.62	
Ishares: S&P 600 Growth Index ETF	116.84	2,145.000	250,625.00	364,199.55	113,574.55	
Vanguard Mid-Cap ETF	120.15	2,080.000	249,922.00	340,932.80	91,010.80	
Vanguard Small Cap Value	55.48	36.836	2,043.82	1,691.88	(351.94)	
Ishares Trust Core MSCI Eafe ETF	61.47	4,200.000	258,181.00	240,072.00	(18,109.00)	
Vanguard Intl Equity Index Fund Inc FTS	43.79	2,300.000	100,713.50	91,103.00	(9,610.50)	
Ishares: Core US Aggregate BD ETF	105.71	8,825.000	932,895.73	1,043,203.25	110,307.52	
PIMCO Enhanced Short Maturity Active Exch	101.57	13,697.000	1,391,165.31	1,392,847.93	1,682.62	
Metropolitan West Fds Total Return Bond Fund	10.38	88,454.782	918,444.22	1,018,999.09	100,554.87	
PIMCO Income Fund Class A	11.52	62,847.222	724,000.00	722,743.05	(1,256.95)	
PIMCO Total Return Fund Instl CL	10.46	10,676.505	111,686.63	115,626.55	3,939.92	
Ishares: 0 to 5 Year Tips Bond ETF	99.32	10,000.000	993,215.00	1,023,900.00	30,685.00	
Cohen & Steers Realty Shares	64.03	1,906.097	122,049.77	105,750.26	(16,299.51)	
PIMCO Total Return Fund Instl CL	10.46	89,752.129	938,726.11	972,015.56	33,289.45	
Edgewood Growth Fund Instl CL	34.22	38,716.183	1,324,820.07	1,713,191.09	388,371.02	
Artisan Mid Cap Fund Instl	42.21	6,738.721	284,451.18	326,491.03	42,039.85	
Cohen & Steers Realty Shares	61.99	6,272.518	388,835.80	347,999.29	(40,836.51)	
Grandeur Peak Glbl Reach Fund Instl	16.00	54,959.734	879,127.46	902,988.42	23,860.96	
Grandeur Peak Global Stalwarts Instl	14.98	64,686.320	969,255.68	1,086,083.31	116,827.63	
JP Morgan Mid Cap Value Fund Class L	39.33	8,872.883	348,978.53	283,577.34	(65,401.19)	
Oakmark Intl Advisor Fund	22.53	59,452.223	1,339,226.00	1,140,293.63	(198,932.37)	
Oakmark Fund Advisor Class	79.76	22,524.300	1,796,606.76	1,541,112.60	(255,494.16)	
Janus Henderson Small Cap Value	20.48	8,544.922	175,000.00	149,707.03	(25,292.97)	
T Rowe Price Emerg Markets Stock Fund I	42.95	18,784.823	806,898.93	797,415.73	(9,483.20)	
Wasatch Small Cap Growth Fund Instl CL	42.65	6,479.217	276,336.47	275,496.30	(840.17)	
Metropolitan West Total Return Class I	11.06	108,480.867	1,200,080.00	1,249,699.58	49,619.58	
Innovator ETFS TR II Lunt Low Vol Hig	32.63	30,404.000	992,178.24	933,272.06	(58,906.18)	
Ishares Core S&P 500 ETF	282.26	6,937.000	1,958,045.16	2,148,319.53	190,274.37	
Ishares Core S&P Mid-Cap ETF	193.73	3,627.000	702,645.05	644,953.14	(57,691.91)	
Ishares Core S&P Small-Cap ETF	81.35	4,068.000	330,941.58	277,803.72	(53,137.86)	
Ishares Trust Core MSCI Eafe ETF	59.58	23,435.000	1,396,295.48	1,339,544.60	(56,750.88)	
Vanguard Intl Equity Index Fund Inc FTS	42.99	14,590.000	627,166.50	577,909.90	(49,256.60)	
Ishares: Core US Aggregate BD ETF	112.77	6,850.000	772,441.44	809,738.50	37,297.06	
Pacer FDS TR Trendpilot US Large	30.51	17,200.000	524,811.90	467,668.00	(57,143.90)	
LOCORR Long/Short Commodities Strgy A	10.72	1,259.587	13,500.40	12,973.74	(526.66)	
SPOR S&P 500 EFT Trust Trust Unit	292.34	100.000	29,233.88	30,836.00	1,602.12	
Select Sector SPDR Trust Consumer	122.70	125.000	15,337.50	15,963.75	626.25	
Select Sector SPDR Trust Technology	94.49	160.000	15,118.34	16,718.40	1,600.06	
Vaneck Vectors ETF RE Gold Miners ETF	34.98	200.000	6,995.56	7,336.00	340.44	
United STS Gasoline FD LP Units	17.87	360.000	6,432.77	6,822.00	389.23	
CGM Realty	29.32	38,260.538	1,121,781.03	792,375.74	(329,405.29)	
Total Mutual Funds and ETFs		857,563.407	26,678,638.00	27,001,074.43	322,436.43	87.15%

Common Stocks	Cost/share	Shares	Cost	Market	Unrealized Gain/(Loss)	
Total Common Stocks	-	-	-	-	-	
Alternative Investments- Private Equity:						
State Bank of Southern Utah	107.61	4,315.000	464,350.00	983,820.00	519,470.00	
Total Alternative Investments		4,315.000	464,350.00	983,820.00	519,470.00	3.18%
Total Equity Investments			27,142,988.00	27,984,894.43	841,906.43	
Total Investments			$ 92,614,707.51	$ 93,959,083.47	$ 1,344,375.96	

SUU SOUTHERN UTAH UNIVERSITY

Supplemental Summary - Equity Investments
For The Month Ended June 30, 2020

During the month:

- The Dow Jones Industrial Average increased 429.77 points 1.69%
- The Nasdaq Composite increased 55.98 points 1.84%
- The S&P 500 increased 568.9 points 5.99%
- **The SUU Equity Investment Portfolio increased by 2.61%**

Holdings (FMV):	Percent Change
Ishares Core S&P Mid-Cap ETF	0.97
Ishares Core S&P 500 ETF	1.48
Ishares: Russell Mid-Cap Growth ETF	2.26
Ishares: S&P 600 Small Cap Value Index ETF	3.13
Ishares: S&P 600 Growth Index ETF	3.63
Vanguard Mid-Cap ETF	1.61
Vanguard Small Cap Value	1.61
Ishares Trust Core MSCI Eafe ETF	2.02
Vanguard Intl Equity Index Fund Inc FTS	6.02
Ishares: Core US Aggregate BD ETF	0.48
PIMCO Enhanced Short Maturity Active Exch	0.57
Metropolitan West Fds Total Return Bond Fund	0.79
PIMCO Income Fund Class A	-1.96
PIMCO Total Return Fund Instl CL	0.84
Ishares: 0 to 5 Year Tips Bond ETF	0.68
Cohen & Steers Realty Shares	-0.79
PIMCO Total Return Fund Instl CL	0.84
Edgewood Growth Fund Instl CL	3.61
Artisan Mid Cap Fund Instl	4.53
Cohen & Steers Realty Shares	-0.79
Grandeur Peak Glbl Reach Fund Instl	5.39
Grandeur Peak Global Stalwarts Instl	5.33
JP Morgan Mid Cap Value Fund Class L	1.11
Oakmark Intl Advisor Fund	6.44
Oakmark Fund Advisor Class	1.44
Janus Henderson Small Cap Value	-0.68
T Rowe Price Emerg Markets Stock Fund I	7.66
Wasatch Small Cap Growth Fund Instl CL	5.33
Metropolitan West Total Return Class I	0.79
Innovator ETFS TR II Lunt Low Vol Hig	5.18
Ishares Core S&P 500 ETF	1.48
Ishares Core S&P Mid-Cap ETF	0.97
Ishares Core S&P Small-Cap ETF	3.25
Ishares Trust Core MSCI Eafe ETF	2.02
Vanguard Intl Equity Index Fund Inc FTS	6.02
Ishares: Core US Aggregate BD ETF	0.48

SUU SOUTHERN UTAH UNIVERSITY

INVESTMENT REPORT

July 31, 2020

Page 2 - Summary Report of Investment Activity and Income

Page 3 - Detail of Current Month Transactions

Pages 4-6 - Investment Portfolio

Page 7 - Supplemental Summary

Prepared by:
Melanie Orton/Accounting Manager
8/6/2020

Public Treasurer's Assertion

To the best of my knowledge, the University is in compliance with the State Money Management Act, the Rules of the State Money Management Council, the Uniform Prudent Management of Institutional Funds Act, Board of Regents Policy R541, and Southern Utah Univesity's Investment Policy 10.12.

A. Mitchell Bealer 8/19/20

A. Mitchell Bealer — Date
Public Treasurer

8/20/20

Marvin L. Dodge — Date
Vice President of Finance & Administration

August 20, 2020

Scott L Wyatt — Date
President

SUU SOUTHERN UTAH UNIVERSITY

Summary Report of Investment Activity and Income
For The Month Ended July 31, 2020

	Cost	Market	Unrealized Gain/Loss
Investment Activity:			
Beginning Balance	$ 92,614,708	$ 93,959,083	$ 1,344,376
Monthly Activity (See Page 3)	(2,958,979)	(2,958,979)	
Market Value Change		1,294,462	1,294,462
Ending Monthly Balance	**$ 89,655,729**	**$ 92,294,567**	**$ 2,638,838**

	Cost	Market
Average Balance	$ 91,135,218	$ 93,126,825

Investment Income	Current Month	YTD
Interest	$ 74,349	$ 74,349
Dividends	30,124	30,124
Gains/Losses on Sale	(66,524)	(66,524)
Investment Income	$ 37,949	$ 37,949

SUU SOUTHERN UTAH UNIVERSITY

Detail of Current Month Transactions
For The Month Ended July 31, 2020

	Cash Management Pool	Endowment Pool	Debt Service Pool	Total
Acquisitions:				
Amortization of Bond Discount	$ 16,236			16,236
Amortization of CD Discount	10.15			10
Increase in PTIF Debt Reserves			843	843
Increase in Moreton Trust Money Market		1,963		1,963
Increase in Fidelity		5,519		5,519
MWTRX Reinvest		1,202		1,202
PONAX Reinvest		1,300		1,300
PTTRX Reinvest		234		234
CSRSX Reinvest		595		595
CSRSX Reinvest		2,547		2,547
CSRSX Reinvest		8,380		8,380
VSIAX Reinvest		-		-
XLK Purchase		5,319		5,319
PONAX Purchase		276,000		276,000
Stock Gift SPY		646		646
Stock Gift LDOS		361		361
CITI Purchase	1,009,020			1,009,020
Salle Mae CD	240,000			240,000
State BK India CD	240,000			240,000
FCTR Purchase		461,275		461,275
ALTL Purchase		461,566		461,566
XLY Purchase		1,882		1,882
AGG Purchase		41,589		41,589
DBB Purchase		5,049		5,049
	$ 1,505,266	$ 1,275,426	$ 843	$ 2,781,536
Dispositions:				
Amortization of Bond Premium	$ 14,759			14,759
Decrease in Moreton Institute Money Market	1,017,613			1,017,613
Decrease in Moreton Endow Money Market		1,551		1,551
Decrease in PTIF	-	1,893,047		1,893,047
Wells Fargo Recalled	1,500,000			1,500,000
MINT Sale		275,518		275,518
LVHB Sale	-	992,178		992,178
LCSAX Sale	-	13,500		13,500
SPY Sale		29,234		29,234
GDX Sale		344		344
UGA Sale		2,770		2,770
Total Dispositions	$ 2,532,372	$ 3,208,143	$ -	$ 5,740,514
Increase (Decrease) in Investments	$ (1,027,105)	$ (1,932,716)	$ 843	$ (2,958,979)

SUU SOUTHERN UTAH UNIVERSITY

Investment Portfolio
For The Month Ended July 31, 2020

	Yield	Maturity	Cost	Market	Unrealized Gain/(Loss)	Endowment Portfolio Percentage
Fixed Income Investments:						
Cash Equivalents:						
Public Treasurer's Investment Fund (PTIF)	0.7303%	N/A	$ 8,489,466.44	$ 8,489,466.44	$ -	
PTIF - Debt Reserves	0.9353%	N/A	1,082,085.92	1,082,085.92	-	
Moreton Investment Money Market	0.0000%	N/A	(1,009,390.79)	(1,009,390.79)	-	
Moreton Endowment Money Market	0.1000%	N/A	8,223.35	8,223.35	-	
Moreton Trust Money Market	0.0100%	N/A	13,537.17	13,537.17	-	
Fidelity Endowment Money Market	1.1100%	N/A	187,338.70	187,338.70	-	
Total Cash Equivalents			8,771,260.79	8,771,260.79	-	3.02%
Bank Certificates of Deposit:						
State Bank of Southern Utah	1.5000%	3/2/2020	1,051,036.38	1,051,036.38	-	
Brokered Certificates of Deposit:						
BMW Bank of North America	1.8816%	2/16/2021	240,000.00	242,344.80	2,344.80	
Bridgewater BK Bloomington Minnesota	1.8115%	10/28/2021	239,000.00	244,081.14	5,081.14	
Synchrony Bank Retail	1.6722%	11/4/2021	80,849.07	82,348.65	1,499.58	
Live Oak Banking Company	1.8095%	11/22/2021	240,000.00	245,366.40	5,366.40	
Landmark Community Bank	1.8496%	2/23/2022	240,000.00	246,542.40	6,542.40	
Ally BK Midvale Utah	1.9283%	8/15/2022	240,000.00	248,918.40	8,918.40	
Citibank National Association Pasadena California	1.8813%	8/23/2022	240,000.00	248,762.40	8,762.40	
Firstier BK Kimball Nebraska	1.8078%	8/23/2023	240,000.00	252,242.40	12,242.40	
First Choice Bk Cerritos	1.6986%	2/20/2024	240,000.00	240,192.00	192.00	
Merrick BK South Jordan Utah	1.8410%	2/28/2024	240,000.00	254,210.40	14,210.40	
Capital One National Association McClean	1.9619%	8/14/2024	240,000.00	256,896.00	16,896.00	
Capital One BK USA National Association	1.9619%	8/14/2024	240,000.00	256,896.00	16,896.00	
Enerbank USA Salt Lake City Utah	1.8319%	8/15/2024	240,000.00	255,470.40	15,470.40	
Wells Fargo Bank Sioux Falls South Dakota	1.9978%	8/16/2024	240,000.00	240,261.60	261.60	
CFBank Fairlawn Ohio	1.7444%	8/19/2024	240,000.00	254,522.40	14,522.40	
Medallion BK Salt Lake City Utah	1.7882%	8/19/2024	240,000.00	255,007.20	15,007.20	
Poppy BK Santa Rosa California	1.9480%	8/21/2024	240,000.00	240,247.20	247.20	
Washington Federal Seattle	1.8315%	8/28/2024	240,000.00	255,530.40	15,530.40	
Central BK Little Rock Arkansas	1.9470%	8/30/2024	240,000.00	240,369.60	369.60	
Preferred BK Los Angeles California	1.7878%	8/30/2024	240,000.00	255,064.80	15,064.80	
Morgan Stanley Pvt Bk	1.7409%	2/6/2025	240,000.00	255,043.20	15,043.20	
Morgan Stanley NK N A	1.7409%	2/6/2025	240,000.00	255,043.20	15,043.20	
JP Morgan Chase Co	1.1460%	5/29/2025	240,000.00	240,828.00	828.00	
Salle Mae BK Murray Utah	0.6468%	7/29/2025	240,000.00	241,197.60	1,197.60	
State BK India New York NY	0.6468%	7/30/2025	240,000.00	241,190.40	1,190.40	
Total Certificates of Deposit			6,890,885.45	7,099,613.37	208,727.92	0.29%
Bonds, Notes & Bills:						
Toronto Dominion Bank ($1,000,000 Par)	1.2390%	12/14/2020	993,756.64	1,003,210.00	9,453.36	
Wells Fargo Bank ($1,000,000 Par)	1.6581%	3/4/2021	1,005,108.09	1,007,150.00	2,041.91	
Citigroup ($1,000,000 Par)	1.6734%	3/30/2021	1,007,101.02	1,008,150.00	1,048.98	
Bank of Montreal ($1,000,000 Par)	0.7239%	4/13/2021	1,001,769.55	1,002,900.00	1,130.45	
Lloyd's Bank ($1,500,000 Par)	1.0995%	6/21/2021	1,502,520.81	1,508,820.00	6,299.19	
Barclays ($1,000,000 Par)	1.1335%	8/24/2021	1,001,786.08	996,000.00	(5,786.08)	
American Express ($1,000,000 Par)	1.1341%	11/5/2021	1,002,831.01	1,005,200.00	2,368.99	
American Express ($1,500,000 Par)	1.1341%	11/5/2021	1,469,258.61	1,507,800.00	38,541.39	
Federal Farm Credit Bank ($2,300,000 Par)	1.7236%	11/29/2021	2,298,836.96	2,348,507.00	49,670.04	
Sumitomo Mitsubishi ($1,008,000 Par)	1.2266%	1/11/2022	1,013,922.64	1,015,711.20	1,788.56	
Morgan Stanley ($2,000,000 Par)	1.4451%	1/20/2022	2,015,953.77	2,008,120.00	(7,833.77)	
Morgan Stanley ($1,000,000 Par)	1.4451%	1/20/2022	1,009,548.21	1,004,060.00	(5,488.21)	
Morgan Stanley ($1,000,000 Par)	1.4451%	1/20/2022	1,010,435.55	1,004,060.00	(6,375.55)	
Wells Fargo Floater ($750,000 Par)	1.3719%	2/11/2022	755,300.94	752,775.00	(2,525.94)	
Wells Fargo Floater ($1,000,000 Par)	1.3719%	2/11/2022	1,008,168.82	1,003,700.00	(4,468.82)	
American Honda Fin Group ($1,000,000 Par)	0.8410%	2/15/2022	988,914.45	1,001,200.00	12,285.55	
Union Bank Floater ($1,050,000 Par)	0.9138%	3/7/2022	1,053,347.88	1,053,654.00	306.12	
Union Bank Floater (2) ($1,265,000 Par)	0.9138%	3/7/2022	1,270,251.83	1,269,402.20	(849.63)	
Citibank ($1,000,000 Par)	1.1921%	4/25/2022	999,665.48	1,010,020.00	10,354.52	
Goldman Sachs Group ($1,000,000 Par)	1.3473%	4/26/2022	1,010,961.95	1,004,950.00	(6,011.95)	
Goldman Sachs Group ($2,000,000 Par)	1.3473%	4/26/2022	2,022,408.56	2,009,900.00	(12,508.56)	
Royal Bank of Canada ($1,000,000 Par)	0.7358%	4/29/2022	941,224.93	1,004,390.00	63,165.07	
Sumitomo Mitsubishi ($3,000,000 Par)	1.0390%	7/12/2022	3,024,387.16	3,020,220.00	(4,167.16)	
Mitsubishi ($1,000,000 Par)	1.0268%	7/25/2022	981,374.18	1,006,970.00	25,595.82	
Mizuho ($1,000,000 Par)	1.1843%	9/11/2022	980,976.03	1,008,200.00	27,223.97	
Bank America Corporation ($2,525,000 Par)	1.4367%	10/21/2022	2,565,336.77	2,550,098.50	(15,238.27)	

SUU SOUTHERN UTAH UNIVERSITY

Investment Portfolio
For The Month Ended July 31, 2020

Toronto Dominion Bank ($1,000,000 Par)	2.0984%	12/1/2022	961,284.61	1,005,550.00	44,265.39	
JP Morgan ($1,440,000 Par)	1.2642%	1/15/2023	1,459,585.56	1,452,283.20	(7,302.36)	
JP Morgan ($1,000,000 Par)	1.2642%	1/15/2023	1,013,543.87	1,008,530.00	(5,013.87)	
Bank America Corporation ($1,100,000 Par)	1.4166%	1/20/2023	1,069,905.64	1,111,187.00	41,281.36	
Goldman Sachs Group ($1,000,000 Par)	1.1070%	2/23/2023	950,384.78	1,001,790.00	51,405.22	
Mitsubishi ($1,000,000 Par)	1.0821%	3/2/2023	979,905.14	1,001,720.00	21,814.86	
Mizuho Fin Group ($1,000,000 Par)	2.8990%	3/5/2023	984,458.05	1,000,910.00	16,451.95	
Mizuho Fin Group ($1,600,000 Par)	1.8119%	3/5/2023	1,586,772.07	1,601,456.00	14,683.93	
Canadian Imperial Bank ($1,500,000 Par)	0.8978%	3/17/2023	1,469,861.76	1,503,735.00	33,873.24	
American Honda Fin Group ($1,500,000 Par)	0.8237%	5/10/2023	1,476,324.57	1,487,865.00	11,540.43	
Citigroup Inc ($1,000,000 Par)	1.2075%	7/24/2023	1,009,020.00	1,004,530.00	(4,490.00)	
Total Bonds, Notes and Bills			46,896,193.97	47,294,724.10	398,530.13	6.94%
Total Fixed Income Investments			62,558,340.21	63,165,598.26	607,258.05	

SUU SOUTHERN UTAH UNIVERSITY

Investment Portfolio
For The Month Ended July 31, 2020

Equity Investments:						Endowment
Mutual Funds and ETFs:	Cost/share	Shares	Cost	Market	Unrealized Gain/(Loss)	Portfolio Percentage
Ishares Core S&P Mid-Cap ETF	194.26	1,000.000	194,264.00	185,930.00	(8,334.00)	
Ishares Core S&P 500 ETF	271.30	2,530.000	686,396.20	829,384.60	142,988.40	
Ishares: Russell Mid-Cap Growth ETF	89.84	2,798.000	251,377.00	478,178.20	226,801.20	
Ishares: S&P 600 Small Cap Value Index ETF	112.48	2,226.000	250,391.00	274,844.22	24,453.22	
Ishares: S&P 600 Growth Index ETF	116.84	2,145.000	250,625.00	384,534.15	133,909.15	
Vanguard Mid-Cap ETF	120.15	2,080.000	249,922.00	362,523.20	112,601.20	
Vanguard Small Cap Value	55.48	36.836	2,043.82	1,747.87	(295.95)	
Ishares Trust Core MSCI Eafe ETF	61.47	4,200.000	258,181.00	245,112.00	(13,069.00)	
Vanguard Intl Equity Index Fund Inc FTS	43.79	2,300.000	100,713.50	98,923.00	(1,790.50)	
Ishares: Core US Aggregate BD ETF	105.71	8,825.000	932,895.73	1,055,117.00	122,221.27	
PIMCO Enhanced Short Maturity Active Exch	101.59	10,982.000	1,115,647.11	1,118,846.16	3,199.05	
Metropolitan West Fds Total Return Bond Fund	10.38	88,559.109	919,646.07	1,037,027.17	117,381.10	
PIMCO Income Fund Class A	11.52	86,897.837	1,001,300.20	1,008,883.89	7,583.69	
PIMCO Total Return Fund Instl CL	10.46	10,698.066	111,920.14	117,357.78	5,437.64	
Ishares: 0 to 5 Year Tips Bond ETF	99.32	10,000.000	993,215.00	1,030,900.00	37,685.00	
Cohen & Steers Realty Shares	63.78	1,962.716	125,191.02	113,307.59	(11,883.43)	
PIMCO Total Return Fund Instl CL	10.46	89,752.129	938,726.11	984,580.86	45,854.75	
Edgewood Growth Fund Instl CL	34.22	38,716.183	1,324,820.07	1,810,755.87	485,935.80	
Artisan Mid Cap Fund Instl	42.21	6,738.721	284,451.18	349,537.45	65,086.27	
Cohen & Steers Realty Shares	61.84	6,423.565	397,215.88	370,832.40	(26,383.48)	
Grandeur Peak Glbl Reach Fund Instl	16.00	54,959.734	879,127.46	979,382.45	100,254.99	
Grandeur Peak Global Stalwarts Instl	14.98	64,686.320	969,255.68	1,164,353.76	195,098.08	
JP Morgan Mid Cap Value Fund Class L	39.33	8,872.883	348,978.53	293,692.42	(55,286.11)	
Oakmark Intl Advisor Fund	22.53	59,452.223	1,339,226.00	1,157,534.78	(181,691.22)	
Oakmark Fund Advisor Class	79.76	22,524.300	1,796,606.76	1,592,693.25	(203,913.51)	
Janus Henderson Small Cap Value	20.48	8,544.922	175,000.00	149,792.48	(25,207.52)	
T Rowe Price Emerg Markets Stock Fund I	42.95	18,784.823	806,898.93	868,798.06	61,899.13	
Wasatch Small Cap Growth Fund Instl CL	42.65	6,479.217	276,336.47	291,305.59	14,969.12	
Metropolitan West Total Return Class I	11.06	108,480.867	1,200,080.00	1,269,226.14	69,146.14	
First TR Exchange-Traded FD Lunt US Factor	24.04	19,184.000	461,275.20	474,036.64	12,761.44	
Ishares Core S&P 500 ETF	282.26	6,937.000	1,958,045.16	2,274,087.34	316,042.18	
Ishares Core S&P Mid-Cap ETF	193.73	3,627.000	702,645.05	674,368.11	(28,276.94)	
Ishares Core S&P Small-Cap ETF	81.35	4,068.000	330,941.58	289,682.28	(41,259.30)	
Ishares Trust Core MSCI Eafe ETF	59.58	23,435.000	1,396,295.48	1,367,666.60	(28,628.88)	
Pacer FDS TR Lung LRG CP ALTR	24.02	19,216.000	461,566.32	476,556.80	14,990.48	
Vanguard Intl Equity Index Fund Inc FTS	42.99	14,590.000	627,166.50	627,515.90	349.40	
Ishares: Core US Aggregate BD ETF	112.77	6,850.000	772,441.44	818,986.00	46,544.56	
Pacer FDS TR Trendpilot US Large	30.51	17,200.000	524,811.90	493,296.00	(31,515.90)	
Select Sector SPDR Trust Consumer	123.88	139.000	17,219.94	19,043.00	1,823.06	
Select Sector SPDR Trust Technology	97.32	210.000	20,437.59	23,190.30	2,752.71	
Vaneck Vectors ETF RE Gold Miners ETF	35.38	188.000	6,651.64	8,072.72	1,421.08	
Ishares: Core US Aggregate BD ETF	118.83	350.000	41,588.75	41,846.00	257.25	
Powershsares DB Multi-Sector ETF	14.43	350.000	5,048.82	5,131.00	82.18	
United STS Gasoline FD LP Units	17.87	205.000	3,663.11	3,837.60	174.49	
CGM Realty	29.32	38,260.538	1,121,781.03	921,696.36	(200,084.67)	
Total Mutual Funds and ETFs		886,465.989	26,632,031.37	28,144,114.99	1,512,083.62	86.71%

Common Stocks	Cost/share	Shares	Cost	Market	Unrealized Gain/(Loss)
SPOR S&P 500 EFT Trust	323.22	2.000	646.44	653.04	6.60
LEIDOS Holdings Inc.	90.18	4.000	360.72	380.64	19.92
		-			
Total Common Stocks	-	6.00	1,007.16	1,033.68	26.52
Alternative Investments- Private Equity:					
State Bank of Southern Utah	107.61	4,315.000	464,350.00	983,820.00	519,470.00
Total Alternative Investments		4,315.000	465,357.16	984,853.68	519,496.52
Total Equity Investments			27,097,388.53	29,128,968.67	2,031,580.14
Total Investments			**$ 89,655,728.74**	**$ 92,294,566.93**	**$ 2,638,838.19**

SUU SOUTHERN UTAH UNIVERSITY

Supplemental Summary - Equity Investments
For The Month Ended July 31, 2020

During the month:

- The Dow Jones Industrial Average increased 851.52 points 3.3%
- The Nasdaq Composite increased 194.32 points 6.27%
- The S&P 500 increased 844.03 points 8.39%
- **The SUU Equity Investment Portfolio increased by 4.44%**

Holdings (FMV):	Percent Change
Ishares Core S&P Mid-Cap ETF	4.56
Ishares Core S&P 500 ETF	5.85
Ishares: Russell Mid-Cap Growth ETF	8.08
Ishares: S&P 600 Small Cap Value Index ETF	2.58
Ishares: S&P 600 Growth Index ETF	5.58
Vanguard Mid-Cap ETF	6.33
Vanguard Small Cap Value	3.30
Ishares Trust Core MSCI Eafe ETF	2.10
Vanguard Intl Equity Index Fund Inc FTS	8.58
Ishares: Core US Aggregate BD ETF	1.14
PIMCO Enhanced Short Maturity Active Exch	0.19
Metropolitan West Fds Total Return Bond Fund	1.65
PIMCO Income Fund Class A	0.96
PIMCO Total Return Fund Instl CL	1.29
Ishares: 0 to 5 Year Tips Bond ETF	0.68
Cohen & Steers Realty Shares	4.06
PIMCO Total Return Fund Instl CL	1.29
Edgewood Growth Fund Instl CL	5.69
Artisan Mid Cap Fund Instl	7.06
Cohen & Steers Realty Shares	4.06
Grandeur Peak Glbl Reach Fund Instl	8.46
Grandeur Peak Global Stalwarts Instl	7.21
JP Morgan Mid Cap Value Fund Class L	3.57
Oakmark Intl Advisor Fund	1.51
Oakmark Fund Advisor Class	3.35
Janus Henderson Small Cap Value	0.06
T Rowe Price Emerg Markets Stock Fund I	8.95
Wasatch Small Cap Growth Fund Instl CL	5.74
Metropolitan West Total Return Class I	1.56
First TR Exchange-Traded FD Lunt US Factor	2.79
Ishares Core S&P 500 ETF	5.85
Ishares Core S&P Mid-Cap ETF	4.56
Ishares Core S&P Small-Cap ETF	4.28
Ishares Trust Core MSCI Eafe ETF	2.10
Pacer FDS TR Lung LRG CP ALTR	3.27
Vanguard Intl Equity Index Fund Inc FTS	8.58

SUU SOUTHERN UTAH UNIVERSITY

INVESTMENT REPORT

August 31, 2020

Page 2 - Summary Report of Investment Activity and Income

Page 3 - Detail of Current Month Transactions

Pages 4-6 - Investment Portfolio

Page 7 - Supplemental Summary

Prepared by:
Melanie Orton/Accounting Manager
9/4/2020

Public Treasurer's Assertion

To the best of my knowledge, the University is in compliance with the State Money Management Act, the Rules of the State Money Management Council, the Uniform Prudent Management of Institutional Funds Act, Board of Regents Policy R541, and Southern Utah Univesity's Investment Policy 10.12.

A. Mitchell Bealer 9/22/20

A. Mitchell Bealer — Date
Public Treasurer

9/22/20

Marvin L. Dodge — Date
Vice President of Finance & Administration

September 25, 2020

Scott L Wyatt — Date
President

SUU SOUTHERN UTAH UNIVERSITY

Summary Report of Investment Activity and Income
For The Month Ended August 31, 2020

	Cost	Market	Unrealized Gain/Loss
Investment Activity:			
Beginning Balance	$ 89,655,729	$ 92,294,567	$ 2,638,838
Monthly Activity (See Page 3)	772,507	772,507	
Market Value Change		1,045,908	1,045,908
Ending Monthly Balance	**$ 90,428,236**	**$ 94,112,982**	**$ 3,684,746**

	Cost	Market
Average Balance	$ 90,041,982	$ 93,203,774

Investment Income	Current Month	YTD
Interest	$ 71,024	$ 145,373
Dividends	13,306	43,430
Gains/Losses on Sale	(38,666)	(105,190)
Investment Income	$ 45,664	$ 83,613

SUU SOUTHERN UTAH UNIVERSITY

Detail of Current Month Transactions
For The Month Ended August 31, 2020

	Cash Management Pool	Endowment Pool	Debt Service Pool	Total
Acquisitions:				
Amortization of Bond Discount	$ 16,236	$ -	$ -	$ 16,236
Amortization of CD Discount	10			10
Increase in PTIF	504,483			504,483
Increase in PTIF Debt Reserves			680	680
Increase in Moreton Institute Money Market	1,250,573			1,250,573
Increase in Moreton Endow Money Market		115,649		115,649
Increase in Moreton Trust Money Market		1,992		1,992
Increase in Fidelity		56,410		56,410
DBB Purchase		4,540		4,540
CCLFX Purchase		368,020		368,020
UGA Purchase		2,108		2,108
PONAX Reinvest		4,190		4,190
PTTRX Reinvest		237		237
MWTRX Reinvest		1,167		1,167
Total Acquisitions	$ 1,771,302	$ 554,313	$ 680	$ 2,326,296
Dispositions:				
Amortization of Bond Premium	$ 11,651	$ -	$ -	$ 11,651
LDOS Sale		361		361
SPY Sale		646		646
WFB South Dakota CD Recalled	240,000			240,000
FCBK-319461CP2 CD Recalled	240,000			240,000
POP-733129FAA7 Recalled	240,000			240,000
CSRSX Sale		125,191		125,191
CSRSX Sale		397,216		397,216
VSIAX Sale		2,044		2,044
GDX Sale		1,161		1,161
AGG Sale		8,318		8,318
XLY Sale		3,436		3,436
XLK Sale		3,991		3,991
DBB Sale		1,010		1,010
GDX Sale		1,830		1,830
AGG Sale		11,883		11,883
AGG Sale		21,389		21,389
UGA Sale		3,663		3,663
CBLR-152577AL6 CD Recalled	240,000			240,000
Total Dispositions	$ 971,651	$ 582,137	$ -	$ 1,553,789
Increase (Decrease) in Investments	$ 799,651	$ (27,824)	$ 680	$ 772,507

SUU SOUTHERN UTAH UNIVERSITY

Investment Portfolio
For The Month Ended August 31, 2020

	Yield	Maturity	Cost	Market	Unrealized Gain/(Loss)	Endowment Portfolio Percentage
Fixed Income Investments:						
Cash Equivalents:						
Public Treasurer's Investment Fund (PTIF)	0.5458%	N/A	$ 8,993,949	$ 8,993,949	$ -	
PTIF - Debt Reserves	0.7303%	N/A	1,082,766	1,082,766	-	
Moreton Investment Money Market	0.0000%	N/A	241,182	241,182	-	
Moreton Endowment Money Market	0.0100%	N/A	123,873	123,873	-	
Moreton Trust Money Market	0.0100%	N/A	15,529	15,529	-	
Fidelity Endowment Money Market	0.9400%	N/A	243,749	243,749	-	
Total Cash Equivalents			$ 10,701,048	$ 10,701,048	$ -	3.56%
Bank Certificates of Deposit:						
State Bank of Southern Utah	1.5000%	3/2/2020	$ 1,051,036	$ 1,051,036	$ -	
Brokered Certificates of Deposit:						
BMW Bank of North America	1.8838%	2/16/2021	$ 240,000	$ 242,059	$ 2,059	
Bridgewater BK Bloomington Minnesota	1.8135%	10/28/2021	239,000	243,811	4,811	
Synchrony Bank Retail	1.6735%	11/4/2021	80,859	82,281	1,422	
Live Oak Banking Company	1.8115%	11/22/2021	240,000	245,100	5,100	
Landmark Community Bank	1.8515%	2/23/2022	240,000	246,283	6,283	
Ally BK Midvale Utah	1.9299%	8/15/2022	240,000	248,712	8,712	
Citibank National Association Pasadena California	1.8828%	8/23/2022	240,000	248,566	8,566	
Firstier BK Kimball Nebraska	1.8092%	8/23/2023	240,000	252,046	12,046	
Merrick BK South Jordan Utah	1.8416%	2/28/2024	240,000	254,134	14,134	
Capital One National Association McClean	1.9609%	8/14/2024	240,000	257,021	17,021	
Capital One BK USA National Association	1.9609%	8/14/2024	240,000	257,021	17,021	
Enerbank USA Salt Lake City Utah	1.8311%	8/15/2024	240,000	255,590	15,590	
CFBank Fairlawn Ohio	1.7434%	8/19/2024	240,000	254,676	14,676	
Medallion BK Salt Lake City Utah	1.7872%	8/19/2024	240,000	255,151	15,151	
Washington Federal Seattle	1.8303%	8/28/2024	240,000	255,698	15,698	
Preferred BK Los Angeles California	1.7866%	8/30/2024	240,000	255,240	15,240	
Morgan Stanley Pvt Bk	1.7350%	2/6/2025	240,000	255,905	15,905	
Morgan Stanley NK N A	1.7350%	2/6/2025	240,000	255,905	15,905	
JP Morgan Chase Co	1.1471%	5/29/2025	240,000	240,617	617	
Salle Mae BK Murray Utah	0.6419%	7/29/2025	240,000	243,024	3,024	
State BK India New York NY	0.6419%	7/30/2025	240,000	243,022	3,022	
Total Certificates of Deposit			$ 5,930,896	$ 6,142,898	$ 212,002	0.28%
Bonds, Notes & Bills:						
Toronto Dominion Bank ($1,000,000 Par)	1.2396%	12/14/2020	$ 995,180	$ 1,002,720	$ 7,540	
Wells Fargo Bank ($1,000,000 Par)	1.6599%	3/4/2021	1,004,375	1,006,110	1,735	
Citigroup ($1,000,000 Par)	1.6749%	3/30/2021	1,006,191	1,007,200	1,009	
Bank of Montreal ($1,000,000 Par)	0.7238%	4/13/2021	1,001,555	1,003,000	1,445	
Lloyd's Bank ($1,500,000 Par)	1.1007%	6/21/2021	1,502,280	1,507,290	5,010	
Barclays ($1,000,000 Par)	0.9165%	8/24/2021	1,001,644	1,000,500	(1,144)	
American Express ($1,000,000 Par)	0.8443%	11/5/2021	1,002,641	1,005,600	2,959	
American Express ($1,500,000 Par)	0.8443%	11/5/2021	1,470,411	1,508,400	37,989	
Federal Farm Credit Bank ($2,300,000 Par)	1.7255%	11/29/2021	2,298,911	2,345,977	47,066	
Sumitomo Mitsubishi ($1,008,000 Par)	1.2253%	1/11/2022	1,013,576	1,016,800	3,224	
Morgan Stanley ($2,000,000 Par)	1.4452%	1/20/2022	2,015,035	2,008,040	(6,995)	
Morgan Stanley ($1,000,000 Par)	1.4452%	1/20/2022	1,008,998	1,004,020	(4,978)	
Morgan Stanley ($1,000,000 Par)	1.4452%	1/20/2022	1,009,834	1,004,020	(5,814)	
Wells Fargo Floater ($750,000 Par)	1.1780%	2/11/2022	755,007	752,520	(2,487)	
Wells Fargo Floater ($1,000,000 Par)	1.1780%	2/11/2022	1,007,717	1,003,360	(4,357)	
American Honda Fin Group ($1,000,000 Par)	0.7280%	2/15/2022	989,524	1,002,740	13,216	
Union Bank Floater ($1,050,000 Par)	0.9129%	3/7/2022	1,053,170	1,054,757	1,586	
Union Bank Floater (2) ($1,265,000 Par)	0.9129%	3/7/2022	1,269,973	1,270,730	757	
Citibank ($1,000,000 Par)	1.1906%	4/25/2022	999,682	1,011,240	11,558	
Goldman Sachs Group ($1,000,000 Par)	1.3469%	4/26/2022	1,010,426	1,005,250	(5,176)	
Goldman Sachs Group ($2,000,000 Par)	1.3469%	4/26/2022	2,021,315	2,010,500	(10,815)	
Royal Bank of Canada ($1,000,000 Par)	0.7354%	4/29/2022	944,085	1,004,930	60,845	
Sumitomo Mitsubishi ($3,000,000 Par)	1.0383%	7/12/2022	3,023,324	3,022,350	(974)	
Mitsubishi ($1,000,000 Par)	1.0251%	7/25/2022	982,172	1,008,640	26,468	
Mizuho ($1,000,000 Par)	1.1824%	9/11/2022	981,740	1,009,830	28,090	
Bank America Corporation ($2,525,000 Par)	1.4345%	10/21/2022	2,563,797	2,554,038	(9,759)	
Toronto Dominion Bank ($1,000,000 Par)	2.0979%	12/1/2022	962,693	1,005,780	43,087	
JP Morgan ($1,440,000 Par)	1.2623%	1/15/2023	1,458,909	1,454,458	(4,452)	
JP Morgan ($1,000,000 Par)	1.2623%	1/15/2023	1,013,076	1,010,040	(3,036)	
Bank America Corporation ($1,100,000 Par)	1.4148%	1/20/2023	1,072,096	1,112,562	40,466	

SUU SOUTHERN UTAH UNIVERSITY

Investment Portfolio
For The Month Ended August 31, 2020

Goldman Sachs Group ($1,000,000 Par)	1.0007%	2/23/2023	952,026	1,005,250	53,224	
Mitsubishi ($1,000,000 Par)	1.0805%	3/2/2023	980,565	1,003,280	22,715	
Mizuho Fin Group ($1,000,000 Par)	2.8876%	3/5/2023	984,967	1,004,850	19,883	
Mizuho Fin Group ($1,600,000 Par)	1.8047%	3/5/2023	1,587,205	1,607,760	20,555	
Canadian Imperial Bank ($1,500,000 Par)	0.8941%	3/17/2023	1,470,835	1,509,945	39,110	
American Honda Fin Group ($1,500,000 Par)	0.6150%	5/10/2023	1,477,049	1,495,110	18,061	
Citigroup Inc ($1,000,000 Par)	1.2029%	7/24/2023	1,008,795	1,008,390	(405)	
Total Bonds, Notes and Bills			$ 46,900,779	$ 47,347,986	$ 447,207	6.68%
Total Fixed Income Investments			$ 63,532,723	$ 64,191,931	$ 659,209	

SUU SOUTHERN UTAH UNIVERSITY

Investment Portfolio
For The Month Ended August 31, 2020

Equity Investments:						Endowment
Mutual Funds and ETFs:	Cost/share	Shares	Cost	Market	Unrealized Gain/(Loss)	Portfolio Percentage
Ishares Core S&P Mid-Cap ETF	$ 194	1,000.000	$ 194,264	$ 192,570	$ (1,694)	
Ishares Core S&P 500 ETF	271	2,530.000	686,396	887,448	201,052	
Ishares: Russell Mid-Cap Growth ETF	90	2,798.000	251,377	491,217	239,840	
Ishares: S&P 600 Small Cap Value Index ETF	112	2,226.000	250,391	288,779	38,388	
Ishares: S&P 600 Growth Index ETF	117	2,145.000	250,625	395,731	145,106	
Vanguard Mid-Cap ETF	120	2,080.000	249,922	374,067	124,145	
Ishares Trust Core MSCI Eafe ETF	61	4,200.000	258,181	258,006	(175)	
Vanguard Intl Equity Index Fund Inc FTS	44	2,300.000	100,714	101,637	924	
Ishares: Core US Aggregate BD ETF	106	8,825.000	932,896	1,044,615	111,720	
PIMCO Enhanced Short Maturity Active Exch	102	10,982.000	1,115,647	1,119,395	3,748	
Metropolitan West Fds Total Return Bond Fund	10	88,658.796	920,813	1,031,988	111,175	
PIMCO Income Fund Class A	12	87,258.745	1,005,490	1,024,418	18,927	
PIMCO Total Return Fund Instl CL	10	10,719.703	112,158	117,274	5,116	
Ishares: 0 to 5 Year Tips Bond ETF	99	10,000.000	993,215	1,042,500	49,285	
PIMCO Total Return Fund Instl CL	10	89,752.129	938,726	981,888	43,162	
Edgewood Growth Fund Instl CL	34	38,716.183	1,324,820	1,944,714	619,894	
Artisan Mid Cap Fund Instl	42	6,738.721	284,451	360,859	76,407	
Cliffwater Corporate Lending Fund I	10	35,972.630	368,020	369,439	1,419	
Grandeur Peak Glbl Reach Fund Instl	16	54,959.734	879,127	1,038,739	159,612	
Grandeur Peak Global Stalwarts Instl	15	64,686.320	969,256	1,214,162	244,907	
JP Morgan Mid Cap Value Fund Class L	39	8,872.883	348,979	303,453	(45,526)	
Oakmark Intl Advisor Fund	23	59,452.223	1,339,226	1,246,713	(92,513)	
Oakmark Fund Advisor Class	80	22,524.300	1,796,607	1,704,414	(92,193)	
Janus Henderson Small Cap Value	20	8,544.922	175,000	153,638	(21,362)	
T Rowe Price Emerg Markets Stock Fund I	43	18,784.823	806,899	878,003	71,104	
Wasatch Small Cap Growth Fund Instl CL	43	6,479.217	276,336	312,493	36,156	
Metropolitan West Total Return Class I	11	108,480.867	1,200,080	1,261,632	61,552	
First TR Exchange-Traded FD Lunt US Factor	24	19,184.000	461,275	502,410	41,135	
Ishares Core S&P 500 ETF	282	6,937.000	1,958,045	2,433,291	475,246	
Ishares Core S&P Mid-Cap ETF	194	3,627.000	702,645	698,451	(4,194)	
Ishares Core S&P Small-Cap ETF	81	4,068.000	330,942	300,910	(30,032)	
Ishares Trust Core MSCI Eafe ETF	60	23,435.000	1,396,295	1,439,612	43,317	
Pacer FDS TR Lung LRG CP ALTR	24	19,216.000	461,566	491,134	29,568	
Vanguard Intl Equity Index Fund Inc FTS	43	14,590.000	627,167	644,732	17,566	
Ishares: Core US Aggregate BD ETF	113	6,850.000	772,441	810,835	38,393	
Pacer FDS TR Trendpilot US Large	31	17,200.000	524,812	528,040	3,228	
Select Sector SPDR Trust Consumer	124	111.000	13,784	16,660	2,876	
Select Sector SPDR Trust Technology	98	168.000	16,446	20,756	4,310	
Vaneck Vectors ETF RE Gold Miners ETF	37	100.000	3,661	4,227	566	
Powershsares DB Multi-Sector ETF	15	580.000	8,579	9,048	469	
United STS Gasoline FD LP Units	21	100.000	2,108	2,036	(72)	
CGM Realty	29	38,260.538	1,121,781	895,297	(226,484)	
Total Mutual Funds and ETFs		914,114.734	$ 26,431,163	$ 28,937,230	$ 2,506,067	86.54%

Common Stocks	Cost/share	Shares	Cost	Market	Unrealized Gain/(Loss)	
	$ -		$ -	$ -	$ -	
		-				
Total Common Stocks	-	-	-	-	-	
Alternative Investments- Private Equity:						
State Bank of Southern Utah	$ 108	4,315.000	$ 464,350	$ 983,820	$ 519,470	
Total Alternative Investments		4,315.000	464,350	983,820	519,470	2.94%
Total Equity Investments			$ 26,895,513	$ 29,921,050	$ 3,025,537	
Total Investments			$ 90,428,236	$ 94,112,982	$ 3,684,746	

SUU SOUTHERN UTAH UNIVERSITY

Supplemental Summary - Equity Investments
For The Month Ended August 31, 2020

During the month:

- The Dow Jones Industrial Average increased 1765.65 points 6.62%
- The Nasdaq Composite increased 205.7 points 6.24%
- The S&P 500 increased 872.66 points 8%
- **The SUU Equity Investment Portfolio increased by 3.68%**

Holdings (FMV):	Percent Change
Ishares Core S&P Mid-Cap ETF	3.57
Ishares Core S&P 500 ETF	7.00
Ishares: Russell Mid-Cap Growth ETF	2.73
Ishares: S&P 600 Small Cap Value Index ETF	5.07
Ishares: S&P 600 Growth Index ETF	2.91
Vanguard Mid-Cap ETF	3.18
Ishares Trust Core MSCI Eafe ETF	5.26
Vanguard Intl Equity Index Fund Inc FTS	2.74
Ishares: Core US Aggregate BD ETF	-1.00
PIMCO Enhanced Short Maturity Active Exch	0.05
Metropolitan West Fds Total Return Bond Fund	-0.60
PIMCO Income Fund Class A	1.12
PIMCO Total Return Fund Instl CL	-0.27
Ishares: 0 to 5 Year Tips Bond ETF	1.13
PIMCO Total Return Fund Instl CL	-0.27
Edgewood Growth Fund Instl CL	7.40
Artisan Mid Cap Fund Instl	3.24
Cliffwater Corporate Lending Fund I	0.39
Grandeur Peak Glbl Reach Fund Instl	6.06
Grandeur Peak Global Stalwarts Instl	4.28
JP Morgan Mid Cap Value Fund Class L	3.32
Oakmark Intl Advisor Fund	7.70
Oakmark Fund Advisor Class	7.01
Janus Henderson Small Cap Value	2.57
T Rowe Price Emerg Markets Stock Fund I	1.06
Wasatch Small Cap Growth Fund Instl CL	7.27
Metropolitan West Total Return Class I	-0.60
First TR Exchange-Traded FD Lunt US Factor	5.99
Ishares Core S&P 500 ETF	7.00
Ishares Core S&P Mid-Cap ETF	3.57
Ishares Core S&P Small-Cap ETF	3.88
Ishares Trust Core MSCI Eafe ETF	5.26
Pacer FDS TR Lung LRG CP ALTR	3.06
Vanguard Intl Equity Index Fund Inc FTS	2.74
Ishares: Core US Aggregate BD ETF	-1.00
Pacer FDS TR Trendpilot US Large	7.04
Select Sector SPDR Trust Consumer	9.55
Select Sector SPDR Trust Technology	11.88
Vaneck Vectors ETF RE Gold Miners ETF	-1.56
Powershsares DB Multi-Sector ETF	6.41
United STS Gasoline FD LP Units	8.76
CGM Realty	-2.86

SUU SOUTHERN UTAH UNIVERSITY

INVESTMENT REPORT

September 30, 2020

Page 2 - Summarized Investment Balances and Asset Mix

Pages 3-4 - Summary Report of Investment Activity and Income

Pages 5-6 - Detail of Current Month Transactions

Pages 7-13 - Investment Portfolio

Prepared by:

Melanie Orton/Accounting Manager

10/6/2020

Public Treasurer's Assertion

To the best of my knowledge, the University is in compliance with the State Money Management Act, the Rules of the State Money Management Council, the Uniform Prudent Management of Institutional Funds Act, Board of Regents Policy R541, and Southern Utah Univesity's Investment Policy 10.12.

A. Mitchell Bealer 11/23/20

A. Mitchell Bealer — Date

Public Treasurer

11/23/20

Marvin L. Dodge — Date

Vice President of Finance & Administration

November 24, 2020

Scott L Wyatt — Date

President

SUU SOUTHERN UTAH UNIVERSITY

Summarized Investment Balances and Asset Mix
For The Month Ended September 30, 2020

INVESTMENT BALANCES BY CUSTODIAN (Market Value)

Investment Pool	Moreton Capital Markets	Soltis Investment Advisors	State Treasurer	State Bank of Southern Utah	CGM Realty Fund	TOTAL
Cash Management Pool	$ 52,426,563	$ -	$ 17,999,646	$ 1,055,010	$ -	$ 71,481,219
Endowment Pool	8,393,604	18,483,601	-	1,038,455 *	924,375	28,840,035
Trust Fund Pool	998,253	-	-	-	-	998,253
Debt Service Pool	-	-	1,083,275	-	-	1,083,275
Ending Monthly Balance	**$ 61,818,420**	**$ 18,483,601**	**$ 19,082,921**	**$ 2,093,465**	**$ 924,375**	**$ 102,402,782**

* This is a private equity stock that is recorded at book value rather than market value

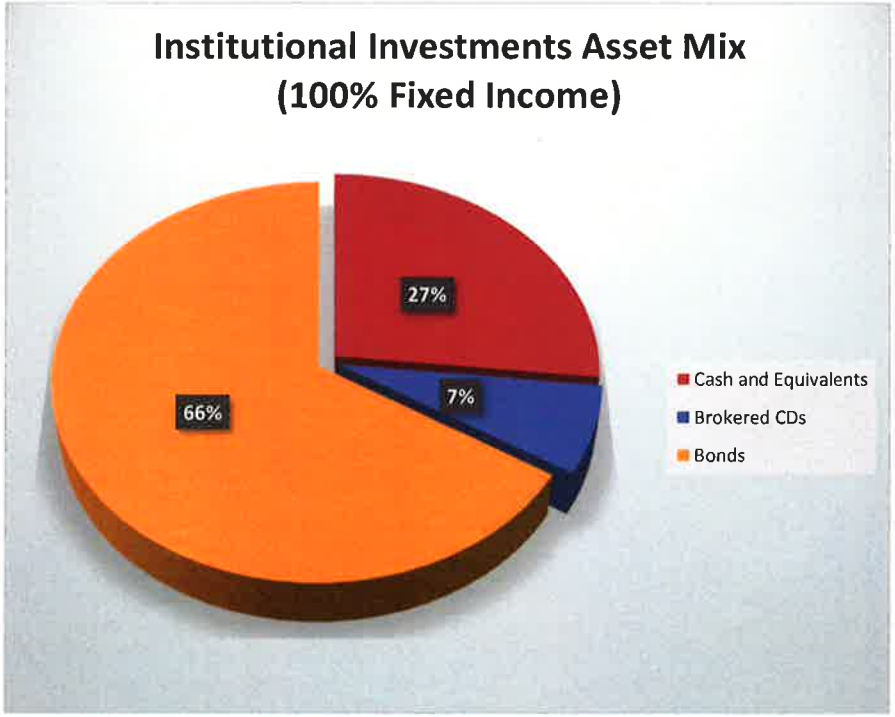

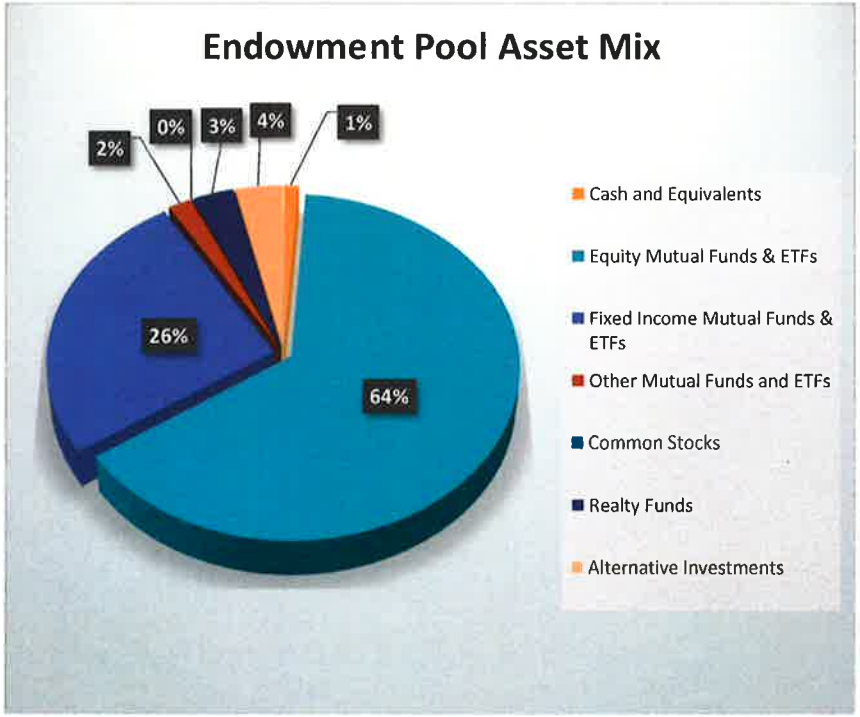

SUU SOUTHERN UTAH UNIVERSITY

Summary Report of Investment Activity and Income
For The Month Ended September 30, 2020

INVESTMENT ACTIVITY

Cash Management Pool

	Moreton Capital Markets	State Treasurer	State Bank of Southern Utah	TOTAL	
Beginning Balance	$ 52,681,029	$ 8,993,949	$ 1,051,036	$ 62,726,015	
Cash Transfers In	62	13,500,000		13,500,062	
Cash Transfers Out	(281,228)	(4,500,000)		(4,781,228)	
Interest Received	45,144	5,697	3,974	54,814	a
Acquisitions	-			-	
Dispositions	-			-	
Expenses	(62)			(62)	
Market Value Change	(18,383)			(18,383)	
Cash Management Pool Ending Balance	**$ 52,426,563**	**$ 17,999,646**	**$ 1,055,010**	**$ 71,481,219**	

Endowment Pool

	Moreton Capital Markets	Soltis Investment Advisors (SUU)	Soltis Investment Advisors (ISG)	State Bank of Southern Utah	CGM Realty Fund	TOTAL	
Beginning Balance	$ 8,493,518	$ 18,819,151	$ 114,997	$ 983,820	$ 895,297	$ 29,306,783	
Cash Transfers In	-	-	(23,414)	(7,767)	-	(31,181)	
Cash Transfers Out	(114,359)	-	50,365	-	-	(63,994)	
Dividends	16,929	26,077	38	7,767	-	50,811	b
Acquisitions	103,335	-	23,414	-	-	126,749	
Securities Transferred In	4,854	-	-	7,170	-	12,024	
Dispositions	-	-	(44,578)	-	-	(44,578)	
Realized Gains/Losses on Dispositions			(5,787)	-	-	(5,787)	c
Expenses	-	-	-	-	-	-	
Market Value Change	(110,673)	(474,254)	(2,409)	47,465	29,078	(510,792)	
Endowment Pool Ending Balance	**$ 8,393,604**	**$ 18,370,974**	**$ 112,627**	**$ 1,038,455**	**$ 924,375**	**$ 28,840,035**	

Trust Fund Pool

	Moreton Capital Markets	TOTAL	
Beginning Balance	$ 997,417	$ 997,417	
Cash Transfers In	-	-	
Cash Transfers Out	-	-	
Dividends	1,734	1,734	b
Acquisitions	-	-	
Dispositions	-	-	
Realized Gains/Losses on Dispositions	-	-	
Expenses	-	-	c
Market Value Change	(898)	(898)	
Trust Fund Pool Ending Balance	**$ 998,253**	**$ 998,253**	

SUU SOUTHERN UTAH UNIVERSITY

Summary Report of Investment Activity and Income
For The Month Ended September 30, 2020

Debt Reserves Pool

	PTIF 2016 Bond Fund	PTIF 2011 Bond Fund	PTIF 2011 Reserves	TOTAL	
Beginning Balance	$ 393	$ 12,517	$ 1,069,856	$ 1,082,766	
Cash Transfers In	-	-	-	-	
Cash Transfers Out	-	-	-	-	
Interest Earnings	0	6	503	509	a
Debt Reserves Pool Ending Balance	**393**	**12,523**	**1,070,359**	**1,083,275**	

Total Investment Pools Ending Balance $ 102,402,782

Investment Income

	Current Month	YTD	
Interest Received	$ 55,323		sum of a
Additional Interest Accrued	15,981		
Total Interest Income	71,304	$ 216,677	
Dividends	52,545	95,975	sum of b
Gains/Losses on Sale	5,787	(99,403)	sum of c
Investment Income	$ 129,636	$ 213,249	

SUU SOUTHERN UTAH UNIVERSITY

Detail of Current Month Transactions
For The Month Ended September 30, 2020

	Cash Management Pool	Endowment Pool	Trust Fund Pool	Debt Service Pool	Total
Public Treasurer's Investment Fund (PTIF)					
PTIF Deposits	$ 13,500,000	$ -	$ -	$ -	13,500,000
PTIF Withdrawals	(4,500,000)	-	-	-	(4,500,000)
Interest Revenue	5,697				5,697
Total PTIF	**9,005,697**	-	-	-	**9,005,697**
State Bank of Southern Utah (SBSU) - Certificate of Deposit					
Interest Revenue	3,974				3,974
Total SBSU CD	**3,974**	-	-	-	**3,974**
Moreton Capital Markets					
Bond Interest Revenue	45,144				45,144
Fee Reimbursement	62				62
Cash transferred to SUU	(281,228)				(281,228)
International Program Fees	(62)				(62)
Decrease in market value of securities	(18,383)				(18,383)
Sub-Total Moreton Capital Markets	**(254,467)**	-	-	-	**(254,467)**
Dividend Revenue-Total		16,929			16,929
Dividends Reinvested		4,526			4,526
Acquire additional 525 shares of IJH ETF		98,809			98,809
Donated Stock-NHI		4,854			4,854
Cash to purchase ETFs/Mutual Funds		(103,335)			(103,335)
Cash transferred to SUU		(11,024)			(11,024)
Decrease in market value of securities		(110,673)			(110,673)
Sub-Total Moreton Capital Markets	-	**(99,914)**	-	-	**(99,914)**
			1,734		1,734
Decrease in market value of securities			(898)		(898)
Sub-Total Moreton Capital Markets	-	-	**836**	-	**836**
Total Moreton Capital Markets	**(254,467)**	**(99,914)**	**836**	-	**(353,544)**
Soltis Investment Advisors					
Dividends Reinvested		26,077			26,077
Decrease in market value of securities		(474,254)			(474,254)
Sub-Total Soltis Investment Advisors	-	**(448,177)**	-	-	**(448,177)**
Cash proceeds from sale of ETFs/Mutual Funds		50,365			50,365
Purchase of 2,302.262 shares of LCSAX Mutual Fund		23,414			23,414
Dividend Revenue-Cash		38			38
Cash to purchase ETF		(23,414)			(23,414)
Sale of 111 shares of XLY ETF		(13,784)			(13,784)
Sale of 168 shares of XLK ETF		(16,446)			(16,446)
Sale of 100 shares GDX ETF		(3,661)			(3,661)
Sale of 580 shares of DBB ETF		(8,579)			(8,579)
Sale of 100 shares of UGA ETF		(2,108)			(2,108)
Net Realized Gain on Sale of Securities		(5,787)			(5,787)

SUU SOUTHERN UTAH UNIVERSITY

Detail of Current Month Transactions
For The Month Ended September 30, 2020

Decrease in market value of securities		(2,409)			(2,409)
Sub-Total Soltis Investment Advisors	-	**(2,370)**	-	-	**(2,370)**
Total Soltis Investment Advisors	-	**(450,548)**	-	-	**(450,548)**
CGM Realty Fund					
Dividend Revenue-Cash					-
Increase in market value of securities		29,078			29,078
Total CGM Realty Fund	-	**29,078**	-	-	**29,078**
Alternative Investments (State Bankcorp Stock)					
Gift of 30 additional shares of State Bankcorp Stock		7,170			7,170
Increase in market value of securities		47,465			47,465
Total Alternative Investments (State Bancorp Stock)	-	**54,635**	-	-	**54,635**
Public Treasurer's Investment Fund - Debt Reserves					
Dividend Revenue-Cash				509	509
Transfer of funds to pay debt service				-	-
Total Public Treasurer's Investment Fund - Debt Reserves	-	-	-	**509**	**509**
Net Increase (Decrease) in Investments	**$ 8,755,204**	**$ (466,748)**	**$ 836**	**$ 509**	**$ 8,289,801**

SUU SOUTHERN UTAH UNIVERSITY

Investment Portfolio

For The Month Ended September 30, 2020

CASH MANAGEMENT PORTFOLIO

	Yield	Maturity	Cost	Market	Unrealized Gain/(Loss)
PUBLIC TREASURER'S INVESTMENT FUND (PTIF)					
Public Treasurer's Investment Fund (PTIF)	0.5227%	N/A	$ 17,999,645.71	$ 17,999,645.71	$ -
STATE BANK OF SOUTHERN UTAH					
Bank Certificates of Deposit:					
State Bank of Southern Utah	1.5000%	3/2/2021	$ 1,055,010.16	$ 1,055,010.16	$ -
MORETON CAPITAL MARKETS					
Cash and Money Market:					
Institutional Cash			$ 5,098.24	$ 5,098.24	$ -
Institutional Money Market	0.0000%	N/A	-	-	-
Total Cash and Money Market			$ 5,098.24	$ 5,098.24	$ -
Fixed Income Investments:					
Brokered Certificates of Deposit:					
BMW Bank of North America	1.8866%	2/16/2021	$ 240,000.00	$ 241,701.60	$ 1,701.60
Bridgewater BK Bloomington Minnesota	1.8156%	10/28/2021	239,000.00	243,529.05	4,529.05
Synchrony Bank Retail	1.6749%	11/4/2021	80,869.04	82,212.57	1,343.53
Live Oak Banking Company	1.8136%	11/22/2021	240,000.00	244,819.20	4,819.20
Landmark Community Bank	1.8537%	2/23/2022	240,000.00	246,000.00	6,000.00
Ally BK Midvale Utah	1.9323%	8/15/2022	240,000.00	248,404.80	8,404.80
Citibank National Association Pasadena California	1.8851%	8/23/2022	240,000.00	248,268.00	8,268.00
Firstier BK Kimball Nebraska	1.8105%	8/23/2023	240,000.00	251,870.40	11,870.40
Merrick BK South Jordan Utah	1.8429%	2/28/2024	240,000.00	253,944.00	13,944.00
Capital One National Association McClean	1.9633%	8/14/2024	240,000.00	256,711.20	16,711.20
Capital One BK USA National Association	1.9633%	8/14/2024	240,000.00	256,711.20	16,711.20
Enerbank USA Salt Lake City Utah	1.8331%	8/15/2024	240,000.00	255,307.20	15,307.20
CFBank Fairlawn Ohio	1.7452%	8/19/2024	240,000.00	254,412.00	14,412.00
Medallion BK Salt Lake City Utah	1.7891%	8/19/2024	240,000.00	254,875.20	14,875.20
Washington Federal Seattle	1.8323%	8/28/2024	240,000.00	255,410.40	15,410.40
Preferred BK Los Angeles California	1.7885%	8/30/2024	240,000.00	254,968.80	14,968.80
Morgan Stanley Pvt Bk	1.7355%	2/6/2025	240,000.00	255,828.00	15,828.00
Morgan Stanley NK N A	1.7355%	2/6/2025	240,000.00	255,828.00	15,828.00
JP Morgan Chase Co	1.1480%	5/29/2025	240,000.00	240,408.00	408.00
Salle Mae BK Murray Utah	0.6407%	7/29/2025	240,000.00	243,494.40	3,494.40
State BK India New York NY	0.6407%	7/30/2025	240,000.00	243,494.40	3,494.40
Total Certificates of Deposit			$ 4,879,869.04	$ 5,088,198.42	$ 208,329.38

SUU SOUTHERN UTAH UNIVERSITY

Investment Portfolio

For The Month Ended September 30, 2020

CASH MANAGEMENT PORTFOLIO (continued)

	Yield	Maturity	Cost	Market	Unrealized Gain/(Loss)
Bonds, Notes & Bills:					
Toronto Dominion Bank ($1,000,000 Par)	1.1769%	12/14/2020	$ 996,556.97	$ 1,001,820.00	$ 5,263.03
Wells Fargo Bank ($1,000,000 Par)	1.5828%	3/4/2021	1,003,665.52	1,005,190.00	1,524.48
Citigroup ($1,000,000 Par)	1.5901%	3/30/2021	1,005,311.12	1,006,240.00	928.88
Bank of Montreal ($1,000,000 Par)	0.7245%	4/13/2021	1,001,347.89	1,002,040.00	692.11
Lloyd's Bank ($1,500,000 Par)	1.0229%	6/21/2021	1,502,047.68	1,506,015.00	3,967.32
Barclays ($1,000,000 Par)	1.4392%	8/24/2021	1,001,506.01	1,004,000.00	2,493.99
American Express ($1,000,000 Par)	0.8455%	11/5/2021	1,002,457.08	1,004,170.00	1,712.92
American Express ($1,500,000 Par)	0.8455%	11/5/2021	1,471,525.98	1,506,255.00	34,729.02
Federal Farm Credit Bank ($2,300,000 Par)	1.7277%	11/29/2021	2,298,982.95	2,342,987.00	44,004.05
Sumitomo Mitsubishi ($1,008,000 Par)	1.2250%	1/11/2022	1,013,239.70	1,017,072.00	3,832.30
Morgan Stanley ($2,000,000 Par)	1.4468%	1/20/2022	2,014,144.88	2,005,820.00	(8,324.88)
Morgan Stanley ($1,000,000 Par)	1.4468%	1/20/2022	1,008,465.60	1,002,910.00	(5,555.60)
Morgan Stanley ($1,000,000 Par)	1.4468%	1/20/2022	1,009,252.34	1,002,910.00	(6,342.34)
Wells Fargo Floater ($750,000 Par)	1.1791%	2/11/2022	754,723.51	751,845.00	(2,878.51)
Wells Fargo Floater ($1,000,000 Par)	1.1791%	2/11/2022	1,007,279.01	1,002,460.00	(4,819.01)
American Honda Fin Group ($1,000,000 Par)	0.7282%	2/15/2022	990,113.10	1,002,510.00	12,396.90
Union Bank Floater ($1,050,000 Par)	0.8439%	3/7/2022	1,052,998.19	1,055,082.00	2,083.81
Union Bank Floater (2) ($1,265,000 Par)	0.8439%	3/7/2022	1,269,703.26	1,271,122.60	1,419.34
Citibank ($1,000,000 Par)	1.1924%	4/25/2022	999,697.71	1,009,740.00	10,042.29
Goldman Sachs Group ($1,000,000 Par)	1.3484%	4/26/2022	1,009,907.24	1,004,140.00	(5,767.24)
Goldman Sachs Group ($2,000,000 Par)	1.3484%	4/26/2022	2,020,256.06	2,008,280.00	(11,976.06)
Royal Bank of Canada ($1,000,000 Par)	0.7352%	4/29/2022	946,853.32	1,005,160.00	58,306.68
Sumitomo Mitsubishi ($3,000,000 Par)	1.0382%	7/12/2022	3,022,294.88	3,022,410.00	115.12
Mitsubishi ($1,000,000 Par)	1.0262%	7/25/2022	982,943.49	1,007,610.00	24,666.51
Mizuho ($1,000,000 Par)	1.1194%	9/11/2022	982,479.22	1,009,470.00	26,990.78
Bank America Corporation ($2,525,000 Par)	1.4361%	10/21/2022	2,562,306.55	2,551,209.50	(11,097.05)
Toronto Dominion Bank ($1,000,000 Par)	0.7685%	12/1/2022	964,056.49	1,009,700.00	45,643.51
JP Morgan ($1,440,000 Par)	1.2643%	1/15/2023	1,458,255.13	1,452,168.00	(6,087.13)
JP Morgan ($1,000,000 Par)	1.2643%	1/15/2023	1,012,623.85	1,008,450.00	(4,173.85)
Bank America Corporation ($1,100,000 Par)	1.4155%	1/20/2023	1,074,214.92	1,112,067.00	37,852.08
Goldman Sachs Group ($1,000,000 Par)	1.0028%	2/23/2023	953,614.79	1,003,240.00	49,625.21
Mitsubishi ($1,000,000 Par)	0.9750%	3/2/2023	981,203.65	1,005,080.00	23,876.35
Mizuho Fin Group ($1,000,000 Par)	2.6802%	3/5/2023	985,459.16	1,006,930.00	21,470.84

SUU SOUTHERN UTAH UNIVERSITY

Investment Portfolio

For The Month Ended September 30, 2020

CASH MANAGEMENT PORTFOLIO (continued)

	Yield	Maturity	Cost	Market	Unrealized Gain/(Loss)
Bonds, Notes & Bills:					
Mizuho Fin Group ($1,600,000 Par)	1.6751%	3/5/2023	1,587,624.14	1,611,088.00	23,463.86
Canadian Imperial Bank ($1,500,000 Par)	0.8934%	3/17/2023	1,471,776.79	1,511,100.00	39,323.21
American Honda Fin Group ($1,500,000 Par)	0.6139%	5/10/2023	1,477,750.14	1,497,795.00	20,044.86
Citigroup Inc ($1,000,000 Par)	1.2044%	7/24/2023	1,008,545.70	1,007,180.00	(1,365.70)
Total Bonds, Notes and Bills			$ 46,905,184.02	$ 47,333,266.10	$ 428,082.08
Total Fixed Income Investments			$ 51,790,151.30	$ 52,426,562.76	$ 636,411.46
Total Institutional Investments-Moreton Capital Markets			**$ 51,790,151.30**	**$ 52,426,562.76**	**$ 636,411.46**
TOTAL INSTITUTIONAL INVESTMENTS			**$ 70,844,807.17**	**$ 71,481,218.63**	**$ 636,411.46**

SUU SOUTHERN UTAH UNIVERSITY

Investment Portfolio

For The Month Ended September 30, 2020

ENDOWMENT POOL

	Cost/share	Shares	Cost	Market	Unrealized Gain/(Loss)
	MORETON CAPITAL MARKETS				
Cash and Money Market:					
Endowment Cash			$ 1,378.62	$ 1,378.62	$ -
US Govt Money Market Fund	$ 1.00	25,064.420	25,064.42	25,064.42	-
Total Cash and Money Market			$ 26,443.04	$ 26,443.04	$ -
Equity Investments:					
Mutual Funds and ETFs:					
Ishares Core S&P Mid-Cap ETF	$ 192.18	1,525.000	$ 293,072.70	$ 282,597.75	$ (10,474.95)
Ishares Core S&P 500 ETF	271.30	2,530.000	686,396.20	850,231.80	163,835.60
Ishares: Russell Mid-Cap Growth ETF	89.84	2,798.000	251,377.00	483,690.26	232,313.26
Ishares: S&P 600 Small Cap Value Index ETF	112.48	2,226.000	250,391.00	272,506.92	22,115.92
Ishares: S&P 600 Growth Index ETF	116.84	2,145.000	250,625.00	378,463.80	127,838.80
Vanguard Mid-Cap ETF	120.15	2,080.000	249,922.00	366,620.80	116,698.80
Ishares Trust Core MSCI Eafe ETF	61.47	4,200.000	258,181.00	253,176.00	(5,005.00)
Vanguard Intl Equity Index Fund Inc FTS	43.79	2,300.000	100,713.50	99,452.00	(1,261.50)
Total Equity Investments			$ 2,340,678.40	$ 2,986,739.33	$ 646,060.93
Fixed Income Investments:					
Mutual Funds and ETFs:					
Ishares: Core US Aggregate BD ETF	$ 105.71	8,825.000	$ 932,895.73	$ 1,041,879.50	$ 108,983.77
PIMCO Enhanced Short Maturity Active Exch	101.59	10,982.000	1,115,647.11	1,119,724.72	4,077.61
Metropolitan West Fds Total Return Bond Fund	10.39	88,759.006	921,979.85	1,031,379.65	109,399.80
PIMCO Income Fund Class A	11.52	87,527.282	1,008,642.97	1,024,944.47	16,301.50
PIMCO Total Return Fund Instl CL	10.46	10,738.630	112,364.56	117,373.23	5,008.67
Ishares: 0 to 5 Year Tips Bond ETF	99.32	10,000.000	993,215.00	1,040,600.00	47,385.00
Total Fixed Income Investments			$ 5,084,745.22	$ 5,375,901.57	$ 291,156.35
Common Stocks					
National Health Investors, Inc.	64.72	75.000	$ 4,854.00	4,520.25	(333.75)
Total Common Stocks			4,854.00	4,520.25	(333.75)
Total Endowment Pool-Moreton Capital Markets			**$ 7,456,720.66**	**$ 8,393,604.19**	**$ 936,883.53**

SUU SOUTHERN UTAH UNIVERSITY

Investment Portfolio

For The Month Ended September 30, 2020

ENDOWMENT POOL (continued)

SOLTIS INVESTMENT ADVISORS

SOUTHERN UTAH UNIVERSITY ENDOWMENT SHARE	Cost/share	Shares	Cost	Market	Unrealized Gain/(Loss)
Cash and Money Market:					
Fidelity Government Cash Reserves	$ 1.00	207,555.300	$ 207,555.30	$ 207,555.30	$ -
Total Cash and Money Market			$ 207,555.30	$ 207,555.30	$ -
Stock Mutual Funds:					
Edgewood Growth Fund Instl CL	$ 34.22	38,716.183	$ 1,324,820.07	$ 1,887,026.75	$ 562,206.68
Artisan Mid Cap Fund Instl	42.21	6,738.721	284,451.18	365,575.61	81,124.43
Cliffwater Corporate Lending Fund I	10.23	35,972.630	368,020.00	372,316.72	4,296.72
Grandeur Peak Glbl Reach Fund Instl	16.00	54,959.734	879,127.46	1,024,999.03	145,871.57
Grandeur Peak Global Stalwarts Instl	14.98	64,686.320	969,255.68	1,196,696.92	227,441.24
JP Morgan Mid Cap Value Fund Class L	39.33	8,872.883	348,978.53	295,999.37	(52,979.16)
Oakmark Intl Advisor Fund	22.53	59,452.223	1,339,226.00	1,182,504.71	(156,721.29)
Oakmark Fund Advisor Class	79.76	22,524.300	1,796,606.76	1,636,840.88	(159,765.88)
Janus Henderson Small Cap Value	20.48	8,544.922	175,000.00	146,118.16	(28,881.84)
T Rowe Price Emerg Markets Stock Fund I	42.95	18,784.823	806,898.93	871,240.09	64,341.16
Wasatch Small Cap Growth Fund Instl CL	42.65	6,479.217	276,336.47	305,689.45	29,352.98
Total Mutual Funds			$ 8,568,721.08	$ 9,285,007.69	$ 716,286.61
Bond Mutual Funds:					
Metropolitan West Total Return Class I	$ 11.06	108,480.867	$ 1,200,080.00	$ 1,260,547.67	$ 60,467.67
Total Bond Funds			$ 1,200,080.00	$ 1,260,547.67	$ 60,467.67
Exchange Traded Funds:					
Equity ETFs:					
First TR Exchange-Traded FD Lunt US Factor	$ 24.04	19,184.000	$ 461,275.20	$ 487,363.76	$ 26,088.56
Ishares Core S&P 500 ETF	282.26	6,937.000	1,958,045.16	2,331,248.22	373,203.06
Ishares Core S&P Mid-Cap ETF	193.73	3,627.000	702,645.05	672,119.37	(30,525.68)
Ishares Core S&P Small-Cap ETF	81.35	4,068.000	330,941.58	285,695.64	(45,245.94)
Ishares Trust Core MSCI Eafe ETF	59.58	23,435.000	1,396,295.48	1,412,661.80	16,366.32
Pacer FDS TR Lung LRG CP ALTR	24.02	19,216.000	461,566.32	481,276.24	19,709.92
Vanguard Intl Equity Index Fund Inc FTS	42.99	14,590.000	627,166.50	630,871.60	3,705.10
Total Equity ETFs			$ 5,937,935.29	$ 6,301,236.63	$ 363,301.34
Fixed Income ETFs:					
Ishares: Core US Aggregate BD ETF	$ 112.77	6,850.000	$ 772,441.44	$ 808,711.00	$ 36,269.56
Total Fixed Income ETFs			$ 772,441.44	$ 808,711.00	$ 36,269.56

SUU SOUTHERN UTAH UNIVERSITY

Investment Portfolio

For The Month Ended September 30, 2020

ENDOWMENT POOL (continued)					
	Cost/share	Shares	Cost	Market	Unrealized Gain/(Loss)
Other ETFs:					
Pacer FDS TR Trendpilot US Large	$ 30.51	17,200.000	$ 524,811.90	$ 507,916.00	$ (16,895.90)
Total Other ETFs			$ 524,811.90	$ 507,916.00	$ (16,895.90)
Total Exchange Traded Funds			$ 7,235,188.63	$ 7,617,863.63	$ 382,675.00
Total Endowment Share-SUU			**$ 17,211,545.01**	**$ 18,370,974.29**	**$ 1,159,429.28**
INVESTMENT STUDENT GROUP ENDOWMENT SHARE					
Cash and Money Market:					
Fidelity Government Cash Reserves	$ 1.00	89,259.060	$ 89,259.06	$ 89,259.06	$ -
Total Cash and Money Market			$ 89,259.06	$ 89,259.06	$ -
Stock Mutual Funds:					
Locorr Long/Short Commodities Strgy A	$ 10.17	2,302.262	$ 23,414.00	$ 23,367.96	$ (46.04)
Total Mutual Funds and ETFs			$ 23,414.00	$ 23,367.96	$ (46.04)
Total Endowment Share-ISG			**$ 112,673.06**	**$ 112,627.02**	**$ (46.04)**
Total Endowment Pool-Soltis Investment Advisors			**$ 17,324,218.07**	**$ 18,483,601.31**	**$ 1,159,383.24**
	CGM REALTY FUND				
CGM Realty	29.32	38,260.538	$ 1,121,781.03	$ 924,374.60	$ (197,406.43)
	ALTERNATIVE INVESTMENTS				
State Bank of Southern Utah-Private Equity Partnership	$ 108.52	4,345.000	$ 471,520.00	$ 1,038,455.00	$ 566,935.00
TOTAL ENDOWMENT POOL INVESTMENTS			**$ 26,374,239.76**	**$ 28,840,035.10**	**$ 2,465,795.34**

SUU SOUTHERN UTAH UNIVERSITY

Investment Portfolio

For The Month Ended September 30, 2020

TRUST FUND POOL

	Cost/share	Shares	Cost	Market	Unrealized Gain/(Loss)
	MORETON CAPITAL MARKETS				
Cash and Money Market:					
US Govt Money Market Fund	$ 1.00	17,262.720	$ 17,262.72	$ 17,262.72	$ -
Total Cash and Money Market			$ 17,262.72	$ 17,262.72	$ -
Fixed Income Investments:					
Mutual Funds and ETFs:					
PIMCO Total Return Fund Instl CL	10.46	89,752.129	$ 938,726.11	$ 980,990.77	$ 42,264.66
Total Mutual Funds and ETFs			$ 938,726.11	$ 980,990.77	$ 42,264.66
TOTAL TRUST FUND POOL			**$ 955,988.83**	**$ 998,253.49**	**$ 42,264.66**

PUBLIC TREASURER'S INVESTMENT FUND (PTIF)-DEBT RESERVES

	Yield	Shares	Cost	Market	Unrealized Gain/(Loss)
PTIF - Debt Reserves	0.5458%	N/A	$ 1,083,275.25	$ 1,083,275.25	$ -
TOTAL PTIF - DEBT RESERVES			**$ 1,083,275.25**	**$ 1,083,275.25**	**$ -**

GRAND TOTAL - INVESTED FUNDS	**$ 99,258,311.01**	**$ 102,402,782.47**	**$ 3,144,471.46**

Soltis Investment Advisors

SUU SOUTHERN UTAH UNIVERSITY

Prepared for
Southern Utah University

As of 6/30/2020

SOLTIS
Investment Advisors

Aligned with purpose.

CENTRE FOR FIDUCIARY EXCELLENCE

Soltis Investment Advisors is proud to be among the first investment advisors globally to successfully complete the independent certification process of CEFEX, Centre for Fiduciary Excellence. CEFEX certification independently analyzes the trustworthiness and best practice processes of investment fiduciaries.

Southern Utah University

Account Summary Rolling 90 Days

Account	Value 3/31/2020	Net Contributions	Expenses	Income	Capital Appreciation	Value 6/30/2020	Net (TWR)
Southern Utah University CGM Account CORP (Custom.e)	$651,577	$0	$0	$0	$140,799	$792,376	21.61 %
Southern Utah University CORP (SUU Custom.e)	$14,302,978	$83,583	($6,737)	$81,481	$2,729,859	$17,191,164	19.30 %
SUU Endowment Endowment (Custom.e)	$7,512,359	($745,980)	($3,598)	$42,602	$1,337,160	$8,142,543	8.62 %
Southern Utah University SUB Stock Account CORP (Custom.e)	$880,260	$0	$0	$0	$103,560	$983,820	11.76 %
Southern Utah University CORP (Unassigned)	$100,261	$0	$0	$150	$6,198	$106,608	6.41 %
Total	**$23,447,435**	**($662,397)**	**($10,335)**	**$124,233**	**$4,317,575**	**$27,216,511**	**15.61 %**

SOLTIS
Investment Advisors

See report disclaimer page for all performance and custodial disclosures.

Current Allocation

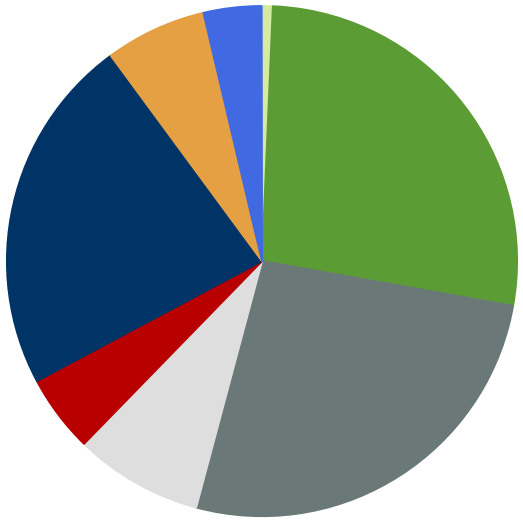

Asset Class	Current Value	Allocation
Cash/Equiv	$186,850.44	0.69 %
Fixed Income	$7,385,159.04	27.13 %
Large Cap	$7,166,210.75	26.33 %
Mid Cap	$2,216,194.07	8.14 %
Small Cap	$1,336,842.11	4.91 %
International	$6,175,410.62	22.69 %
Liquid Alternative	$1,749,305.14	6.43 %
Other	$1,000,538.40	3.68 %
Total	**$27,216,510.57**	**100.00 %**

SOLTIS
Investment Advisors

See report disclaimer page for all performance and custodial disclosures.

Southern Utah University

Asset Allocation Rolling 3-Year

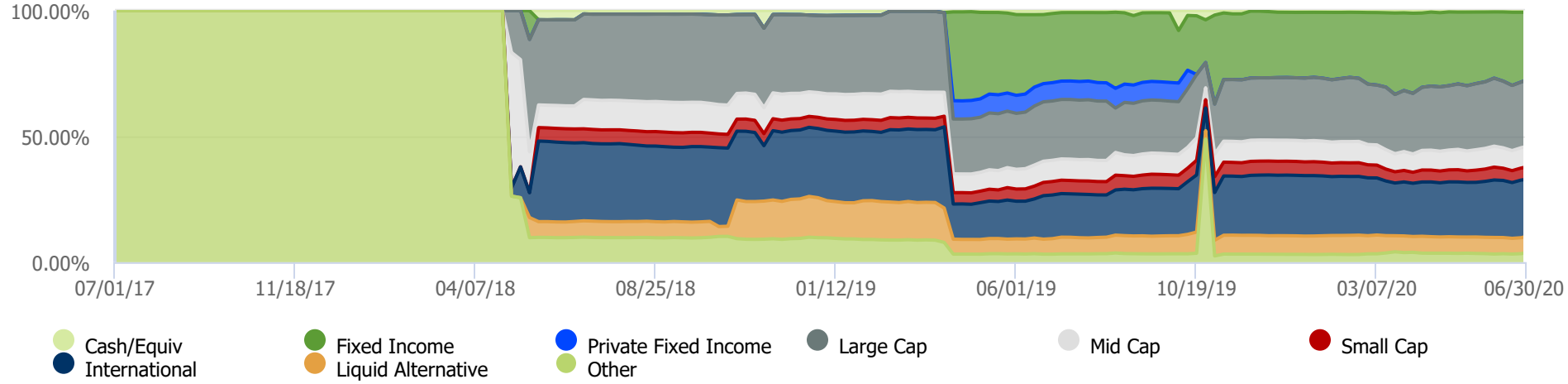

Asset Class Performance Rolling 3-Year

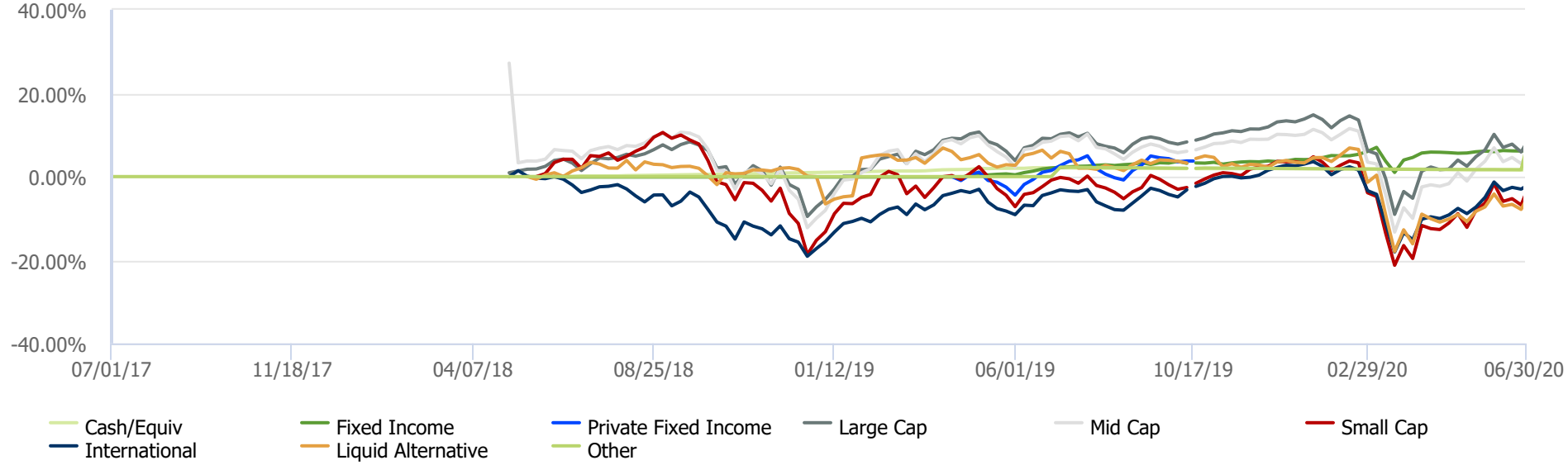

SOLTIS
Investment Advisors

See report disclaimer page for all performance and custodial disclosures.

Southern Utah University

Account Value vs. Net Investment Since 4/1/2020

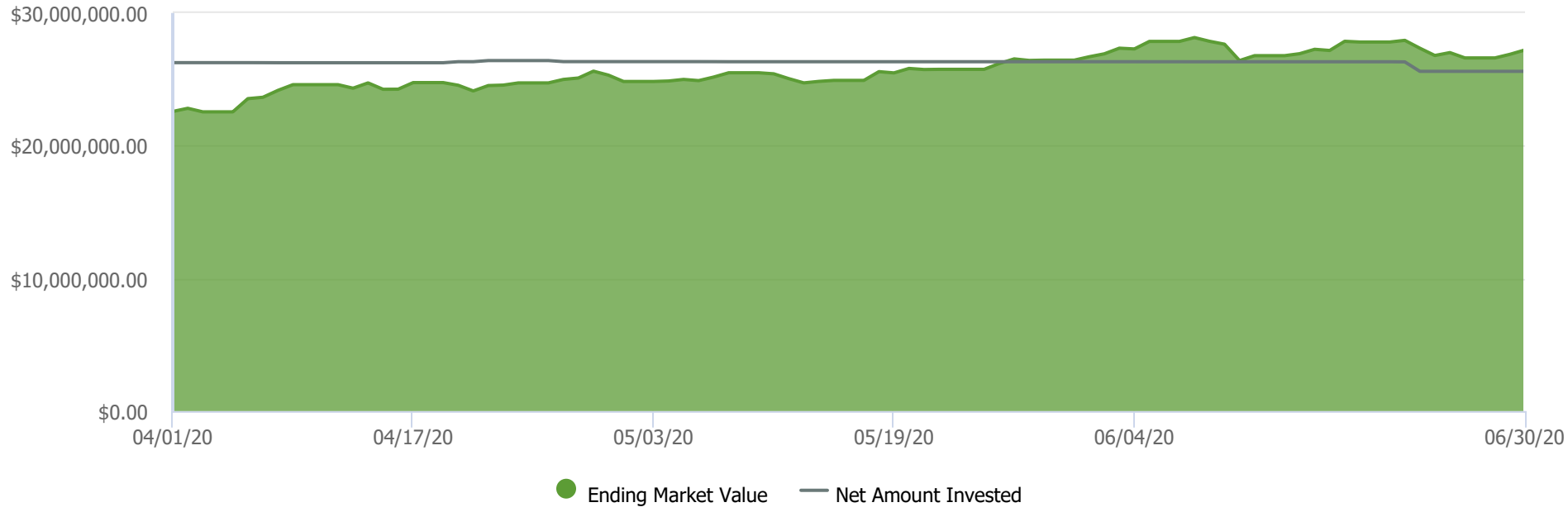

Activity Summary

	YTD	2019	2018	2017
Beginning Market Value	$28,335,865.06	$8,660,095.28	$841,425.00	$841,425.00
Contributions	$366,759.17	$65,745,180.77	$8,824,863.36	$0.00
Distributions	($945,449.85)	($49,105,690.58)	($104,829.12)	$0.00
Total Gains after Fees	($540,663.81)	$3,036,279.59	($943,783.83)	$0.00
Ending Market Value	$27,216,510.57	$28,335,865.06	$8,617,675.41	$841,425.00
Return (Net TWR)	**(4.56 %)**	**21.71 %**	**(8.49 %)**	**0.00 %**
Return (Net IRR)	**(4.51 %)**	**15.89 %**	**(15.65 %)**	**0.00 %**

SOLTIS
Investment Advisors

See report disclaimer page for all performance and custodial disclosures.

Southern Utah University

Performance by Asset Class (Period: 4/1/2020 - 6/30/2020)

Description	Value	Weight	Period	YTD	1 Year	3 Year
Cash/Equiv Total	$186,850	0.69 %	0.01 %	0.28 %	1.04 %	N/A
Bloomberg Barclays 1-3 Month T-Bill			*0.02 %*	*0.49 %*	*1.47 %*	*N/A*
Fixed Income Total	$7,385,159	27.13 %	3.29 %	3.84 %	5.52 %	N/A
Bloomberg Barclays US Agg Bond			*2.90 %*	*6.14 %*	*8.74 %*	*N/A*
Large Cap Total	$7,166,211	26.33 %	23.62 %	-4.78 %	5.63 %	N/A
S&P 500 (TR)			*20.54 %*	*-3.08 %*	*7.51 %*	*N/A*
Mid Cap Total	$2,216,194	8.14 %	26.32 %	-6.05 %	0.12 %	N/A
Russell MidCap			*24.61 %*	*-9.13 %*	*-2.24 %*	*N/A*
Small Cap Total	$1,336,842	4.91 %	24.47 %	-14.34 %	-8.46 %	N/A
Russell 2000 (TR)			*25.42 %*	*-12.98 %*	*-6.63 %*	*N/A*
International Total	$6,175,411	22.69 %	24.01 %	-9.10 %	-0.74 %	N/A
MSCI AC World Index Ex USA (TR Net)			*16.12 %*	*-11.00 %*	*-4.80 %*	*N/A*
Liquid Alternative Total	$1,749,305	6.43 %	14.12 %	-17.54 %	-16.57 %	N/A
Wilshire Liquid Alternative Index (TR)			*5.59 %*	*-3.40 %*	*-1.50 %*	*N/A*
Other Total	$1,000,538	3.68 %	11.75 %	11.75 %	12.01 %	5.43 %
MSCI AC World Index (TR Net)			*19.22 %*	*-6.25 %*	*2.11 %*	*6.13 %*
Total	**$27,216,511**	**100 %**	**16.37 %**	**-4.56 %**	**1.00 %**	**2.24 %**

SOLTIS
Investment Advisors

See report disclaimer page for all performance and custodial disclosures.

Southern Utah University

Individual Holdings & Performance (Period: 4/1/2020 - 6/30/2020)

Ticker	Description	Value	Weight	Period	YTD	1 Year	3 Year
FDRXX	Fidelity Government Cash Reserves	$181,820	0.67 %	0.01 %	0.27 %	1.05 %	N/A
FID:CASH	Fidelity Cash Fund**	$3,657	0.01 %	0.00 %	0.00 %	0.00 %	N/A
CASH:SWEEP	Sweep Asset	$1,373	0.01 %	0.00 %	0.00 %	0.00 %	N/A
	Cash/Equiv Total	**$186,850**	**0.69 %**	**0.01 %**	**0.28 %**	**1.04 %**	**N/A**
AGG	iShares Core US Aggregate Bond	$1,852,942	6.81 %	3.08 %	6.27 %	8.65 %	N/A
STIP	iShares 0-5 Year TIPS Bond ETF	$1,023,900	3.76 %	2.95 %	2.19 %	3.73 %	N/A
MWTRX	Metropolitan West Total Return Bond	$1,018,999	3.74 %	4.01 %	6.27 %	8.84 %	N/A
MWTIX	Metropolitan West Total Return Bond I	$1,249,700	4.59 %	4.07 %	6.48 %	N/A	N/A
CASH01	Money Market	$8,401	0.03 %	0.00 %	0.00 %	N/A	N/A
MINT	PIMCO Enhanced Short Maturity	$1,392,848	5.12 %	3.20 %	0.88 %	2.12 %	N/A
PONAX	PIMCO Income A	$722,743	2.66 %	-0.89 %	-0.89 %	N/A	N/A
PTTRX	PIMCO Total Return Instl	$115,627	0.42 %	3.88 %	6.16 %	N/A	N/A
	Fixed Income Total	**$7,385,159**	**27.13 %**	**3.29 %**	**3.84 %**	**5.52 %**	**N/A**
IVV	iShares Core S&P 500	$2,931,835	10.77 %	20.34 %	-2.21 %	8.56 %	N/A
SPY	SPDR S&P 500 Trust	$30,836	0.11 %	6.88 %	6.88 %	N/A	N/A
EGFIX	Edgewood Growth Instl	$1,713,191	6.29 %	29.37 %	14.49 %	25.89 %	N/A
BUFF	Innovator S&P 500 Diversified Power Buffer ETF	$933,272	3.43 %	24.59 %	-18.97 %	-9.83 %	N/A
OAYMX	Oakmark Fund Advisor Class	$1,541,113	5.66 %	23.04 %	-14.37 %	-6.20 %	N/A
XLY	SPDR Consumer Discretionary Select Sector ETF	$15,964	0.06 %	4.32 %	4.32 %	N/A	N/A

See report disclaimer page for all performance and custodial disclosures.

Ticker	Description	Value	Weight	Period	YTD	1 Year	3 Year
	Large Cap Total	**$7,166,211**	**26.33 %**	**23.62 %**	**-4.78 %**	**5.63 %**	**N/A**
IJH	iShares Core S&P Mid-Cap ETF	$822,773	3.02 %	24.06 %	-12.79 %	-6.78 %	N/A
APHMX	Artisan Mid Cap Instl	$326,491	1.20 %	37.37 %	21.55 %	25.48 %	N/A
IWP	iShares Russell Mid-Cap Growth ETF	$442,420	1.63 %	30.21 %	3.95 %	11.46 %	N/A
FLMVX	JPMorgan Mid Cap Value Fund	$283,577	1.04 %	18.15 %	-19.44 %	-13.71 %	N/A
VO	Vanguard Mid-Cap	$340,933	1.25 %	25.01 %	-7.20 %	-0.35 %	N/A
	Mid Cap Total	**$2,216,194**	**8.14 %**	**26.32 %**	**-6.05 %**	**0.12 %**	**N/A**
IJR	iShares Core S&P Small-Cap	$277,804	1.02 %	22.13 %	-17.89 %	-11.29 %	N/A
IJT	iShares S&P Small-Cap 600 Growth ETF	$364,200	1.34 %	23.39 %	-11.76 %	-6.05 %	N/A
IJS	iShares S&P Small-Cap 600 Value	$267,944	0.98 %	20.97 %	-24.40 %	-17.52 %	N/A
JSCOX	Janus Perkins Small Cap Value I	$149,707	0.55 %	12.81 %	-23.96 %	N/A	N/A
VSIAX	Vanguard Small Cap Value Index Admiral	$1,692	0.01 %	20.78 %	-21.34 %	-16.61 %	N/A
WIAEX	Wasatch Small Cap Growth Fund Instl Cl	$275,496	1.01 %	40.47 %	7.46 %	14.89 %	N/A
	Small Cap Total	**$1,336,842**	**4.91 %**	**24.47 %**	**-14.34 %**	**-8.46 %**	**N/A**
VWO	Vanguard FTSE Emerging Markets	$669,013	2.46 %	18.56 %	-10.38 %	-3.65 %	N/A
IEFA	iShares Core MSCI EAFE	$1,579,617	5.80 %	15.98 %	-11.31 %	-4.52 %	N/A
GPRIX	Grandeur Peak Global Reach Instl	$902,988	3.32 %	34.12 %	2.43 %	11.82 %	N/A
GGSYX	Grandeur Peak Global Stalwarts Instl	$1,086,083	3.99 %	37.85 %	6.27 %	16.37 %	N/A
OAYIX	Oakmark International Advisor	$1,140,294	4.19 %	24.38 %	-23.00 %	-14.91 %	N/A
PRZIX	T Rowe Price Emerging Markets Stock I	$797,416	2.93 %	18.18 %	-9.51 %	-0.74 %	N/A

Ticker	Description	Value	Weight	Period	YTD	1 Year	3 Year
■	**International Total**	**$6,175,411**	**22.69 %**	**24.01 %**	**-9.10 %**	**-0.74 %**	**N/A**
CSRSX	Cohen & Steers Realty	$462,130	1.70 %	12.73 %	-13.00 %	-5.87 %	N/A
CGMRX	CGM Realty	$792,376	2.91 %	24.83 %	-19.35 %	-24.61 %	N/A
LCSAX	Locorr Long/Short Commodities Strategy A	$12,974	0.05 %	-2.77 %	-2.77 %	N/A	N/A
PTLC	Pacer Trendpilot U.S. Large Cap	$467,668	1.72 %	0.67 %	-18.74 %	-10.02 %	N/A
UGA	United States Gasoline	$6,822	0.03 %	6.05 %	6.05 %	N/A	N/A
GDX	VanEck Vectors Gold Miners ETF	$7,336	0.03 %	24.32 %	24.32 %	N/A	N/A
■	**Liquid Alternative Total**	**$1,749,305**	**6.43 %**	**14.12 %**	**-17.54 %**	**-16.57 %**	**N/A**
SOLTISCUSIP-8592	Southern Utah Bancorporation	$983,820	3.61 %	11.76 %	11.76 %	11.76 %	5.35 %
XLK	SPDR Technology Select Sector	$16,718	0.06 %	12.64 %	12.64 %	N/A	N/A
■	**Other Total**	**$1,000,538**	**3.68 %**	**11.75 %**	**11.75 %**	**12.01 %**	**5.43 %**
Total		**$27,216,511**	**100 %**	**16.37 %**	**-4.56 %**	**1.00 %**	**2.24 %**

See report disclaimer page for all performance and custodial disclosures.

SOLTIS
Investment Advisors

Economic and Capital Market Update

Equity markets provided a very robust comeback in the 2nd quarter after experiencing a large drawdown in the 1st quarter. A strong fiscal and monetary policy response, some success in "flattening the curve" of the virus, and a partial re-opening of the economy laid the ground work for the market returns. The S&P 500 Index was up 20.5% for the quarter ending June 30, 2020, and up 7.5% during the past year. Mid-caps and small-caps were up 24.5% and 30.6%, and down 2.2% and 6.6% respectively over the last-twelve-months, as measured by the Russell Midcap and the Russell 2000 indices. International equity market returns for the 2nd quarter were up with developed markets returning 17.2%, as measured by the MSCI All World x-US index, and down 4.3% the past year. While emerging markets were up 18.2% for the quarter, and down 3.0% the past year, as measured by the MSCI Emerging Market index. Hopes of a quick "V shaped" recovery helped lead the markets higher. Signs of a return to positive economic activity, such as an increase in jobs during May and June, encouraged investors to see a recovery on the horizon with hopes of improved corporate profits in 2021.

During the 2nd quarter of 2020 we experienced a continuation of the low interest rate levels with the 10-year U.S. Treasury note yielding in the 0.50% to 0.90% range. The Federal Reserve continued with its near zero interest rate policy for fed funds, and embarked on a massive bond buying campaign, which resulted in improved liquidity for the bond markets. The Bloomberg Barclays US Aggregate Bond Index had a positive return of 2.9% as lower rates pushed up bond prices. The Federal Reserve signaled that it plans to keep fed fund rates near zero into 2022. Both investment grade and high yield corporate bond prices recovered during the quarter with a corresponding decrease in yield spreads when compared to U.S. Treasury securities.

On the economic front, the U.S. economy has gone from a 60-year low unemployment rate of 3.5%, to a rate of 14.7% in one quarter. The unemployment rate ended the 2nd quarter at 11.1%. The U.S. and global economies enter into a recession during the second quarter, but now looks to be in recovery mode as government mandated shut downs have been loosened. Various economic statistics, though still low when compared to the pre-Covid downturn, are starting to show improvement. The recovery will likely be gradual after the initial surge as companies and governments continue to decide how to deal with the ongoing virus issues. The positive results of a virus vaccine could lead to a stronger recovery at a more accelerated pace but, until then, virus concerns will weigh on the recovery.

US Broad Market Indexes

Time Period: 1/1/2020 to 6/30/2020

Source Data: Total Return

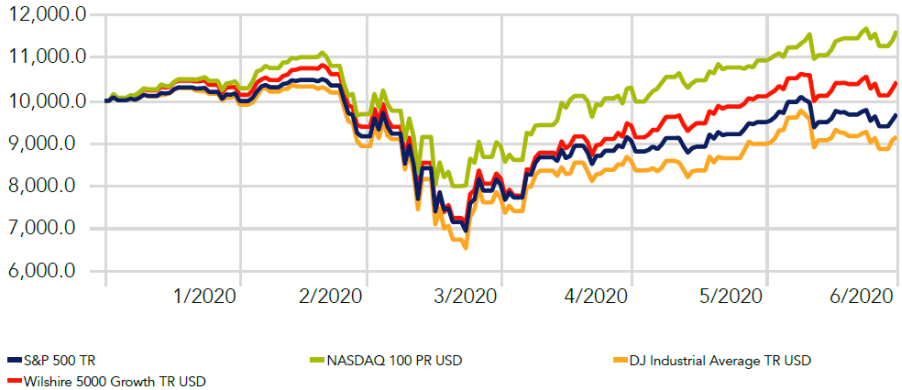

Source: Morningstar Direct. As of March 31, 2020.

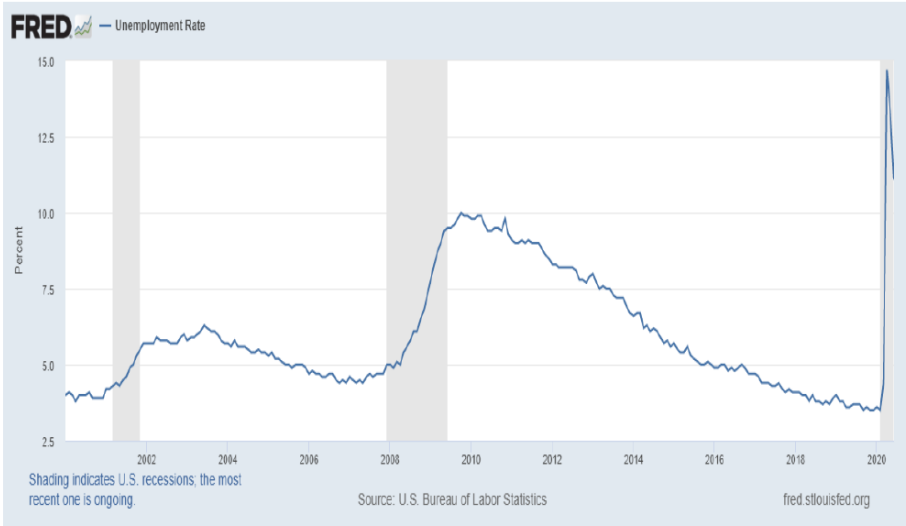

Soltis Economic & Market Outlook (7-7-2020)

Outlook	Soltis Position	Comments
Interest Rates	Historically low levels	Attractive for equity investments relative to fixed income. Potential for negative rate policy is low.
GDP	Large 2nd quarter decrease in GDP expected, followed by second half recovery	The recovery will likely be gradual after the initial surge as companies and governments continue to decide how to deal with the ongoing virus issues.
Corporate Earnings	Corporate earnings strained in 2020 due to economic shutdown	Corporate profit outlook should be better in 2021
Fed & Monetary Policy	Unprecedented Federal Reserve policy is very accommodative	Positive for equity investments, inflation could be on the rise in the intermediate term
Recession	Longest economic expansion on record ends in recession in second quarter of 2020	Economic recovery appears to be in its beginning stages
Valuations	U.S. equities appear to be fully valued at current levels	Potential profit recovery in 2021 is positive for the markets
US Elections	Elections increase uncertainty	It is important for investors to keep a long-term viewpoint when making investment decisions
Geopolitical Risks	China-U.S. relationship strained by Hong Kong autonomy, trade relations, and handling of COVID-19 virus.	Potential for negative impact on global economy and financial markets
Fixed Income	Provides stability in portfolios	Used downturn in market to rebalance toward target allocations
Fiscal Policy	Fiscal policy response is positive in short-term, potentially negative long-term	Government needs to be careful about size and duration of intervention
Healthcare Policy	Needs to strike a positive balance between containing COVID-19 and providing for economic recovery	Best policy is more targeted approach to containment along with continued reopening of the economy

SOLTIS
Investment Advisors

ASSET CLASS RETURNS (CALENDAR YEAR)

Best ↑ / Worst ↓

2010	2011	2012	2013	2014	2015	2016	2017	2018	2019	YTD
SC Growth 29.1	Fixed Income 7.8	Real Estate 18.9	SC Growth 43.3	Real Estate 27.2	LC Growth 5.7	SC Value 31.7	Emerging Mkts 37.3	Cash & Equiv 2.0	LC Growth 36.4	LC Growth 9.8
Real Estate 26.9	Real Estate 6.0	MC Value 18.5	MC Growth 35.7	MC Value 14.7	Real Estate 2.1	Commodities 30.5	LC Growth 30.2	Fixed Income 0.0	MC Growth 35.5	Fixed Income 6.1
MC Growth 26.4	LC Growth 2.6	Emerging Mkts 18.2	SC Value 34.5	LC Value 13.5	Fixed Income 0.5	MC Value 20.0	MC Growth 25.3	LC Growth -1.5	Real Estate 28.9	MC Growth 4.2
MC Value 24.8	LC Value 0.4	SC Value 18.1	LC Growth 33.5	LC Growth 13.0	Cash & Equiv 0.1	LC Value 17.3	INT'L Dev Mkts 25.0	Real Estate -4.0	SC Growth 28.5	Cash & Equiv 0.3
SC Value 24.5	Cash & Equiv 0.1	LC Value 17.5	MC Value 33.5	MC Growth 11.9	MC Growth -0.2	SC Growth 11.3	SC Growth 22.2	MC Growth -4.8	MC Value 27.1	SC Growth -3.1
Emerging Mkts 18.9	MC Value -1.4	INT'L Dev Mkts 17.3	LC Value 32.5	Fixed Income 6.0	INT'L Dev Mkts -0.8	Emerging Mkts 11.2	LC Value 13.7	LC Value -8.3	LC Value 26.5	Emerging Mkts -9.8
LC Growth 16.7	MC Growth -1.7	MC Growth 15.8	INT'L Dev Mkts 22.8	SC Growth 5.6	SC Growth -1.4	Real Estate 7.6	MC Value 13.3	SC Growth -9.3	SC Value 22.4	INT'L Dev Mkts -11.3
LC Value 15.5	SC Growth -2.9	LC Growth 15.3	Commodities 8.1	SC Value 4.2	LC Value -3.8	MC Growth 7.3	Commodities 12.5	MC Value -12.3	INT'L Dev Mkts 22.0	Real Estate -13.9
Commodities 13.5	SC Value -5.5	SC Growth 14.6	Real Estate 1.8	Cash & Equiv 0.0	MC Value -4.8	LC Growth 7.1	Real Estate 9.8	SC Value -12.9	Emerging Mkts 18.4	LC Value -16.3
INT'L Dev Mkts 7.8	Commodities -9.0	Fixed Income 4.2	Cash & Equiv 0.1	Emerging Mkts -2.2	SC Value -7.5	Fixed Income 2.6	SC Value 7.8	INT'L Dev Mkts -13.8	Commodities 11.6	MC Value -18.1
Fixed Income 6.5	INT'L Dev Mkts -12.1	Commodities 1.5	Fixed Income -2.0	INT'L Dev Mkts -4.9	Emerging Mkts -14.9	INT'L Dev Mkts 1.0	Fixed Income 3.5	Commodities -13.9	Fixed Income 8.7	SC Value -23.5
Cash & Equiv 0.1	Emerging Mkts -18.4	Cash & Equiv 0.1	Emerging Mkts -2.6	Commodities -12.6	Commodities -25.6	Cash & Equiv 0.3	Cash & Equiv 1.0	Emerging Mkts -14.6	Cash & Equiv 2.1	Commodities -26.8

TRAILING RETURNS

As of Date: 6/30/2020

Best ↑ / Worst ↓

5 Years	15 Years	3/9/2009 - 6/30/2020
LC Growth 15.9	LC Growth 11.3	LC Growth 19.4
MC Growth 11.6	MC Growth 10.3	MC Growth 18.8
SC Growth 6.9	SC Growth 8.8	Real Estate 16.9
Real Estate 6.3	MC Value 7.0	SC Growth 16.9
LC Value 4.6	Emerging Mkts 6.3	MC Value 15.3
Fixed Income 4.3	LC Value 6.2	LC Value 14.0
MC Value 3.3	Real Estate 6.0	SC Value 12.6
Emerging Mkts 2.9	SC Value 5.0	Emerging Mkts 9.1
INT'L Dev Mkts 2.1	Fixed Income 4.4	INT'L Dev Mkts 9.0
SC Value 1.3	INT'L Dev Mkts 4.1	Fixed Income 4.5
Cash & Equiv 1.2	Cash & Equiv 1.3	Commod-ities 1.9
Commod-ities -3.9	Commod-ities 1.0	Cash & Equiv 0.6

Source: Morningstar Direct. The performance data quoted represents past performance and does not guarantee future results. The investment return and principle value of an investment will fluctuate, thus an investor's shares, when redeemed, may be worth more or less than their original cost. Current performance may be lower or higher than return data quoted herein. For information current to the most recent month-end, please visit http://advisor.morningstar.com/familyinfo.asp. Asset Class representative indices include: Cash & Equiv (US Treasury 3 Mon T-Bill), Fixed Income (Barclays US Agg Bond), Large Cap Growth (Russell 1000 Growth), Large Cap Value (Russell 1000 Value), Mid Cap Growth (Russell Mid Cap Growth), Mid Cap Value (Russell Mid Cap Value), Small Cap Growth (Russell 2000 Growth), Small Cap Value (Russell 2000 Value), International Equity (MSCI EAFE), Emerging Markets (MSCI Emerging Markets), Commodities (MSCI Commodity Producers), and Real Estate (DJ US Real Estate).

U.S. Government Policy Outlook

Current Policies	Short Term(6-12 Months)	Intermediate Term(1-3 Years)
Monetary Policy	Accommodative	Accommodative
Fiscal Policy		
Tax	Tax Cut	Neutral
Spending	Spending on the rise	Negative
Regulatory Policy	Neutral	Neutral
Trade Policy	Neutral	Neutral
Policy Summary	Slightly Positive	Neutral

SOLTIS
Investment Advisors

The Fed and Interest Rates

Federal funds rate expectations

FOMC and market expectations for the federal funds rate

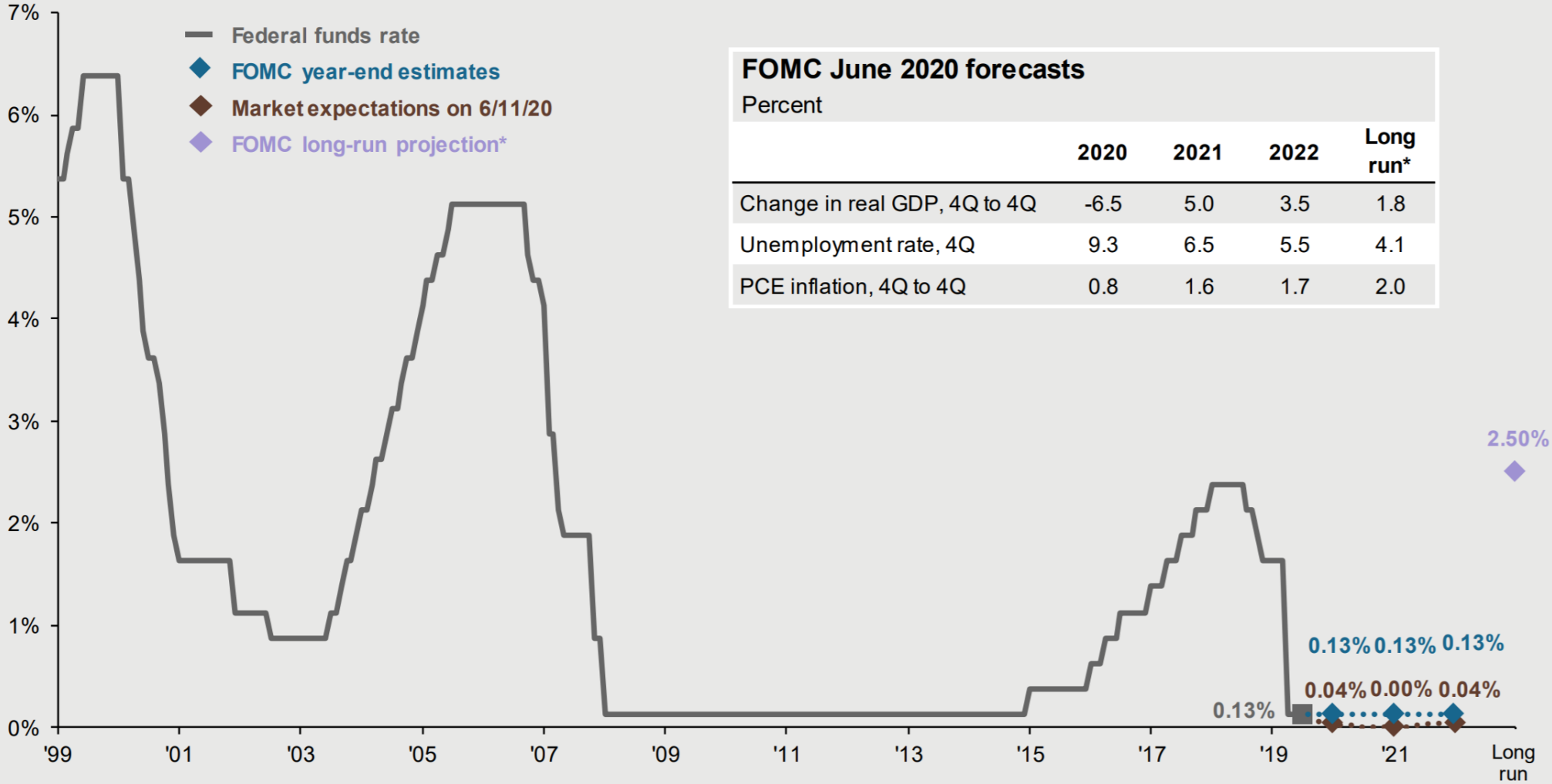

FOMC June 2020 forecasts

Percent

	2020	2021	2022	Long run*
Change in real GDP, 4Q to 4Q	-6.5	5.0	3.5	1.8
Unemployment rate, 4Q	9.3	6.5	5.5	4.1
PCE inflation, 4Q to 4Q	0.8	1.6	1.7	2.0

Source: Bloomberg, FactSet, Federal Reserve, J.P. Morgan Asset Management.
Market expectations are the federal funds rates priced into the fed futures market as of the following date of the June 2020 FOMC meeting and are through December 2022. *Long-run projections are the rates of growth, unemployment and inflation to which a policymaker expects the economy to converge over the next five to six years in absence of further shocks and under appropriate monetary policy.
Guide to the Markets – U.S. Data are as of July 27, 2020.

SOLTIS Investment Advisors

J.P.Morgan Asset Management

Inflation

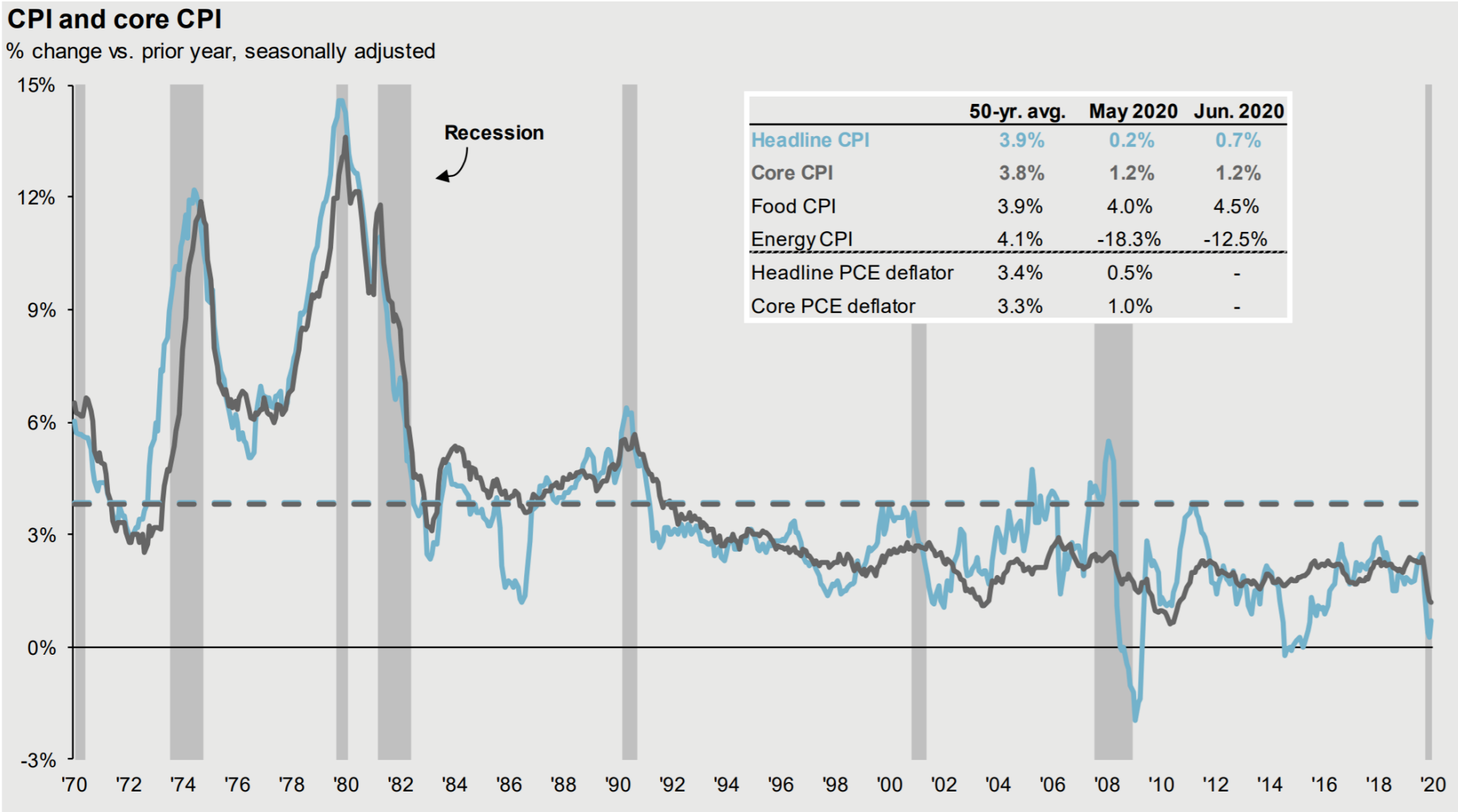

	50-yr. avg.	May 2020	Jun. 2020
Headline CPI	3.9%	0.2%	0.7%
Core CPI	3.8%	1.2%	1.2%
Food CPI	3.9%	4.0%	4.5%
Energy CPI	4.1%	-18.3%	-12.5%
Headline PCE deflator	3.4%	0.5%	-
Core PCE deflator	3.3%	1.0%	-

SOLTIS Investment Advisors

Source: BLS, FactSet, J.P. Morgan Asset Management.
CPI used is CPI-U and values shown are % change vs. one year ago. Core CPI is defined as CPI excluding food and energy prices. The Personal Consumption Expenditure (PCE) deflator employs an evolving chain-weighted basket of consumer expenditures instead of the fixed-weight basket used in CPI calculations.
Guide to the Markets – U.S. Data are as of July 27, 2020.

J.P.Morgan Asset Management

Stock Market Since 1900

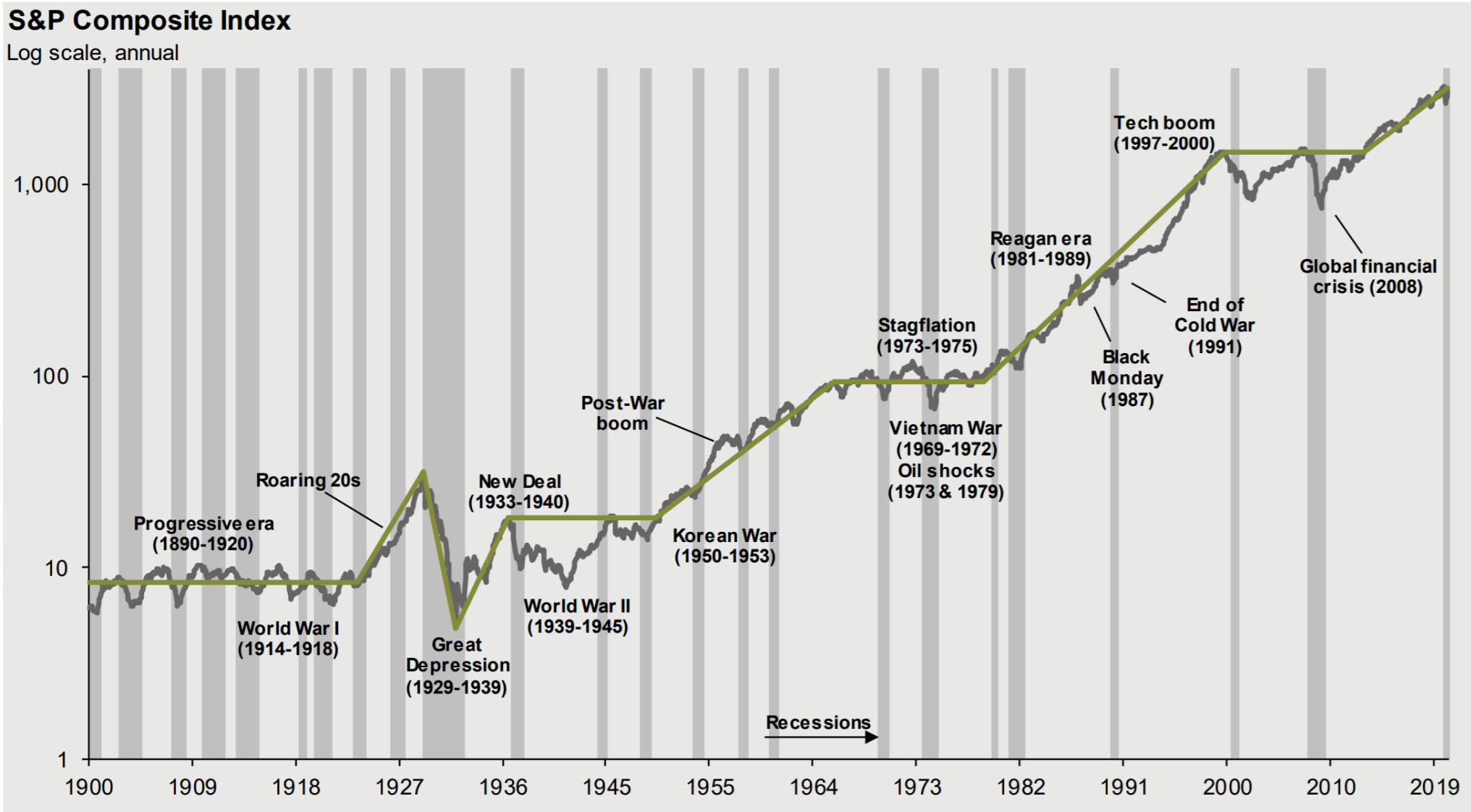

Source: FactSet, NBER, Robert Shiller, J.P. Morgan Asset Management.
Data shown in log scale to best illustrate long-term index patterns. Past performance is not indicative of future returns. Chart is for illustrative purposes only.
Guide to the Markets – U.S. Data are as of July 27, 2020.

SOLTIS Investment Advisors

J.P.Morgan Asset Management

Time, Diversification and the Volatility of Returns

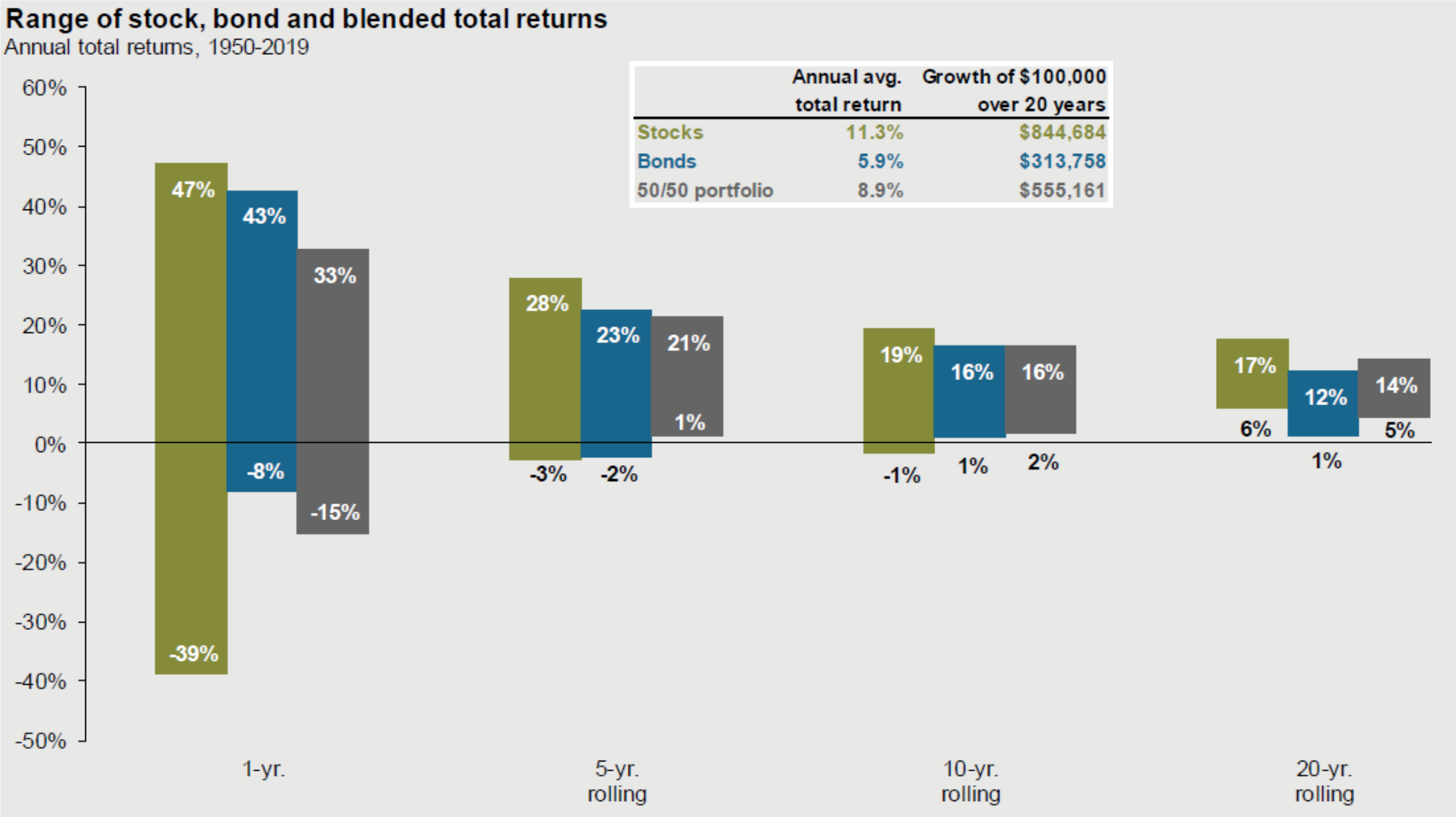

	Annual avg. total return	Growth of $100,000 over 20 years
Stocks	11.3%	$844,684
Bonds	5.9%	$313,758
50/50 portfolio	8.9%	$555,161

SOLTIS Investment Advisors

Source: Barclays, Bloomberg, FactSet, Federal Reserve, Robert Shiller, Strategas/Ibbotson, J.P. Morgan Asset Management.
Returns shown are based on calendar year returns from 1950 to 2019. Stocks represent the S&P 500 Shiller Composite and Bonds represent Strategas/Ibbotson for periods from 1950 to 2010 and Bloomberg Barclays Aggregate thereafter. Growth of $100,000 is based on annual average total returns from 1950 to 2019.
Guide to the Markets – U.S. Data are as of March 31, 2020.

J.P.Morgan Asset Management

Soltis Forecasts & Recommendations

Asset Class Recommendations

Date Updated	Firm Name	U.S Large	U.S. Mid	U.S. Small	Dev Int'l
Jul-20	Soltis	E	E	O	E

Emerging Markets	Equity vs Fixed Income	US Equity vs Int'l Equity	US Value
E	Neutral	Neutral	Neutral

Bond Duration	Govt/Credit	US vs Int'l	Real Estate
U	Broadly Diversify	US	E

O = Overweight, U = Underweight, E = Equal Weight

Economic Forecasts

Date Updated	Firm	GDP	Inflation (CPI)	Interest Rates 10-yr	Earnings	LEI
Jul-20	Soltis	Negative 1st half followed by recovering 2nd half	Potential for inflation long term	0.5%-1.0%	Decrease in earnings	+2.8% in May

Fed Funds	Recession Risk	Equity Market Outlook	Forward Equity Valuation
Near zero, foreseeable future	Strong initial surge followed by gradual recovery	Equity attractive relative to fixed income	Given earnings uncertainty valuation difficult to quantitfy, in general recent run up in marlet has made equities fully valued

SOLTIS
Investment Advisors

Soltis Fixed Income Investment Themes

2020: US GDP growth came in at -5.0% for the 1Q of 2020. And will likely be followed by a double digit decrease in GDP for 2Q due to government quarantine policies. Fed policy continues to be accommodative with a return to near-zero-rates for fed funds, and will likely keep rates at this level for an extended period. Unemployment is currently at about 11% which is below the high of 14.7%. Longer term US interest rates have reached historic lows and will likely remain low until signs of economic recovery emerge. Signs of recovery are starting as the economy gradually opens for business.

- **Maintain U.S. Core Allocation.** Despite low interest rate levels fixed income still plays an important stabilizing role in portfolios.
- **Duration Modestly Lower Than Benchmark.** With relatively flat yield curve short to intermediate term maturities are preferred.

SOLTIS
Investment Advisors

Soltis Equity Investment Themes

2020 Asset Allocation Themes & Strategies:

Theme	Strategy
Global equity markets are attractive relative to Bonds due to low interest rates	Continue neutral equity weight due to current Covid-19 impact on global economy
Up turn in equity markets have moved equities closer to full value	Good time to rebalance toward target weights between equities and fixed income investments
REITs haven't recovered as much as equities and provide favorable yields and effective inflation hedge.	Maintain REIT allocation for portfolio diversification and income yield.
Emerging/International markets provide attractive relative valuation opportunity over the longer term.	Maintain current neutral allocation to developed and emerging markets.

SOLTIS
Investment Advisors

International & Emerging Markets provide attractive relative valuation and diversification opportunity.

Maintain Current Equal Weight Allocation:

Soltis Investment Advisors

SUU SOUTHERN UTAH UNIVERSITY

Prepared for
Southern Utah University

As of 9/30/2020

SOLTIS
Investment Advisors

Aligned with purpose.

CENTRE FOR FIDUCIARY EXCELLENCE

Soltis Investment Advisors is proud to be among the first investment advisors globally to successfully complete the independent certification process of CEFEX, Centre for Fiduciary Excellence. CEFEX certification independently analyzes the trustworthiness and best practice processes of investment fiduciaries.

Southern Utah University

Last Quarter

Account	Value 7/1/2020	Net Contributions	Expenses	Income	Capital Appreciation	Value 9/30/2020	Net (TWR)
Southern Utah University CGM Account CORP (Custom.e)	$792,376	$0	$0	$0	$131,999	$924,375	16.66 %
Southern Utah University CORP (SUU Custom.e)	$17,191,164	$0	($10,169)	$37,885	$1,153,628	$18,372,508	6.78 %
SUU Endowment Endowment (Custom.e)	$8,142,543	($12,077)	($4,565)	$33,883	$233,820	$8,393,604	3.16 %
Southern Utah University SUB Stock Account CORP (Custom.e)	$1,143,475	$0	$0	$0	$0	$1,143,475	0.00 %
Southern Utah University CORP (Unassigned)	$106,608	$0	$3	$248	$5,767	$112,627	5.51 %
Total	**$27,376,166**	**($12,077)**	**($14,730)**	**$72,016**	**$1,525,214**	**$28,946,588**	**5.70 %**

Fidelity Cash not included on Investment Report	(1,533)
Difference in valuation of SUB Stock @ 9/30/20	(105,020)
Total of Investment Report	$ 28,840,035

SOLTIS Investment Advisors

See report disclaimer page for all performance and custodial disclosures.

Current Allocation

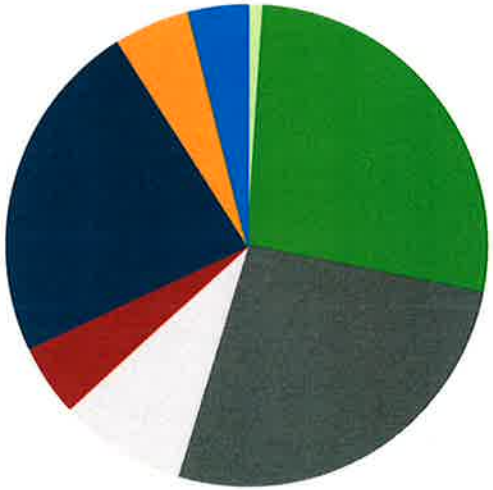

Asset Class	Current Value	Allocation
Cash/Equiv	$299,726.26	1.04 %
Fixed Income	$7,842,541.38	27.09 %
Large Cap	$7,673,987.67	26.51 %
Mid Cap	$2,466,603.17	8.52 %
Small Cap	$1,392,994.24	4.81 %
International	$6,671,602.17	23.05 %
Liquid Alternative	$1,455,658.56	5.03 %
Other	$1,143,475.00	3.95 %
Total	**$28,946,588.45**	**100.00 %**

Fidelity cash not on Investment Report	(1,533.35)
Diff in valuation of SUB Stock	(105,020.00)
Total per Investment Report	$28,840,035.10

SOLTIS
Investment Advisors

See report disclaimer page for all performance and custodial disclosures.

Southern Utah University

Asset Allocation Rolling 3-Year

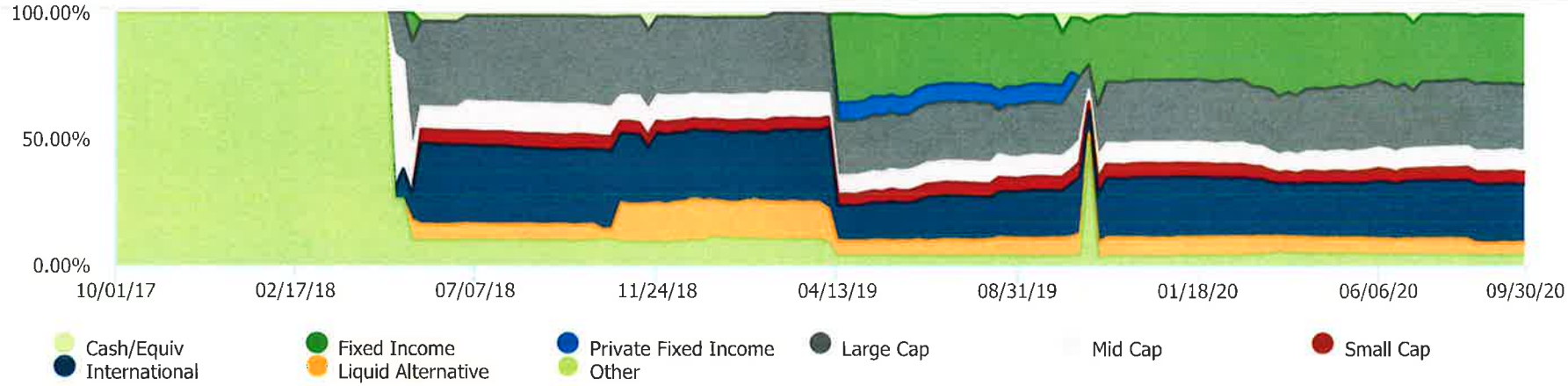

Asset Class Performance Rolling 3-Year

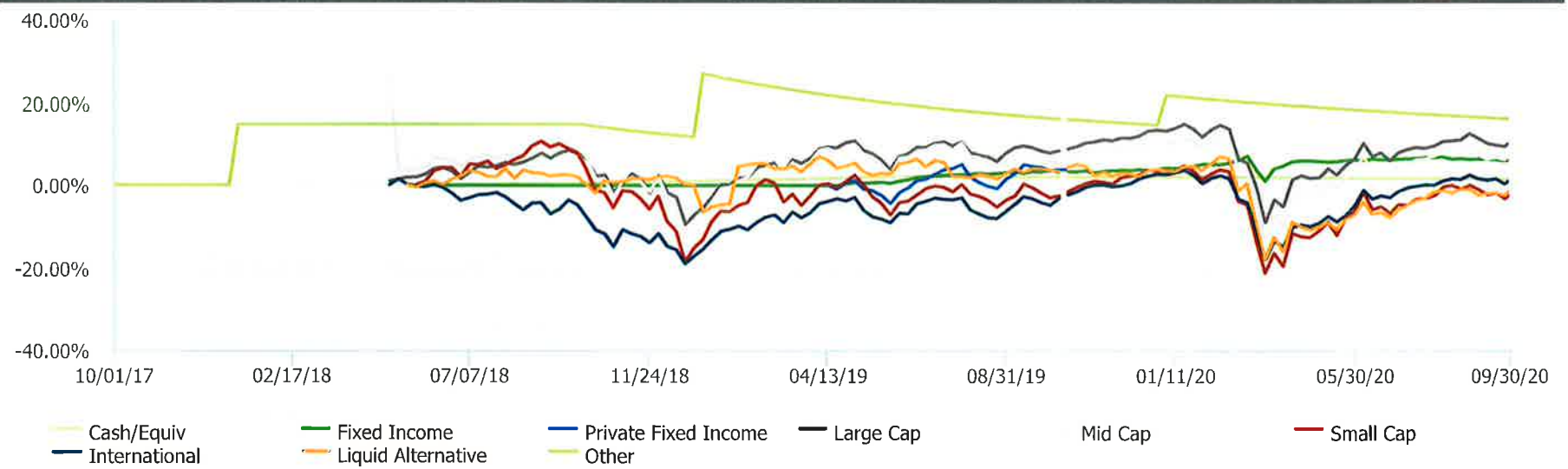

SOLTIS
Investment Advisors

See report disclaimer page for all performance and custodial disclosures.

Southern Utah University

Account Value vs. Net Investment Since 7/1/2020

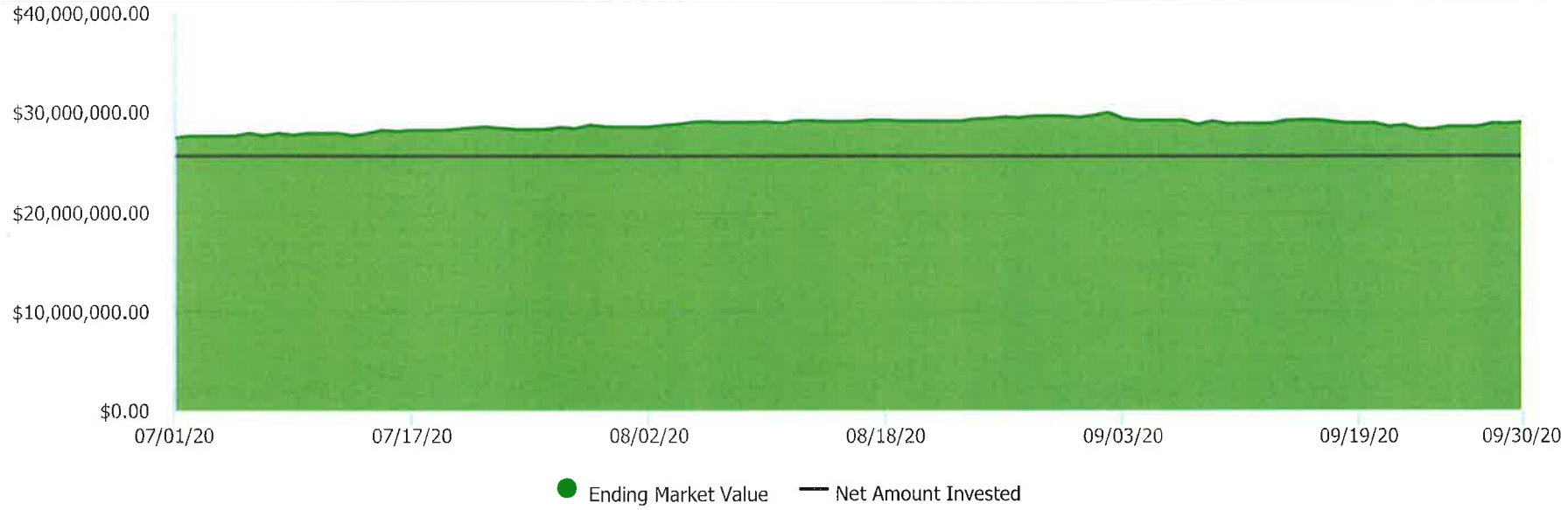

Activity Summary

	YTD	2019	2018	2017
Beginning Market Value	$28,599,080.06	$8,768,700.41	$841,425.00	$733,550.00
Contributions	$372,561.54	$65,745,180.77	$8,824,863.36	$0.00
Distributions	($963,328.83)	($49,105,690.58)	($104,829.12)	$0.00
Total Gains after Fees	$938,275.68	$3,190,889.46	($792,758.83)	$107,875.00
Ending Market Value	$28,946,588.45	$28,599,080.06	$8,768,700.41	$841,425.00
Return (Net TWR)	**0.56 %**	**22.51 %**	**(6.88 %)**	**14.71 %**
Return (Net IRR)	**0.61 %**	**16.54 %**	**(13.13 %)**	**14.71 %**

SOLTIS
Investment Advisors

See report disclaimer page for all performance and custodial disclosures.

Southern Utah University

Performance by Asset Class (Period: 7/1/2020 - 9/30/2020)

Description	Value	Weight	YTD	1 Year	3 Year	Last Quarter
Cash/Equiv Total	$299,726	1.04 %	0.28 %	0.75 %	N/A	0.00 %
Bloomberg Barclays 1-3 Month T-Bill			*0.52 %*	*0.96 %*	*N/A*	*0.03 %*
Fixed Income Total	$7,842,541	27.09 %	5.10 %	5.56 %	N/A	1.22 %
Bloomberg Barclays US Agg Bond			*6.79 %*	*6.98 %*	*N/A*	*0.62 %*
Large Cap Total	$7,673,988	26.51 %	3.11 %	12.72 %	N/A	8.27 %
S&P 500 (TR)			*5.57 %*	*15.15 %*	*N/A*	*8.93 %*
Mid Cap Total	$2,466,603	8.52 %	0.56 %	7.53 %	N/A	7.03 %
Russell MidCap			*-2.35 %*	*4.55 %*	*N/A*	*7.46 %*
Small Cap Total	$1,392,994	4.81 %	-10.71 %	-3.05 %	N/A	4.24 %
Russell 2000 (TR)			*-8.69 %*	*0.39 %*	*N/A*	*4.93 %*
International Total	$6,671,602	23.05 %	-1.68 %	8.84 %	N/A	8.15 %
MSCI AC World Index Ex USA (TR Net)			*-5.44 %*	*3.00 %*	*N/A*	*6.25 %*
Liquid Alternative Total	$1,455,659	5.03 %	-8.76 %	-8.30 %	N/A	10.65 %
Wilshire Liquid Alternative Index (TR)			*-1.15 %*	*0.50 %*	*N/A*	*2.32 %*
Other Total	$1,143,475	3.95 %	0.00 %	15.46 %	16.02 %	0.00 %
MSCI AC World Index (TR Net)			*1.37 %*	*10.44 %*	*7.12 %*	*8.13 %*
Total	**$28,946,588**	**100 %**	**0.56 %**	**6.46 %**	**9.58 %**	**5.70 %**

Fidelity cash not included on Investment Report	(1,533)
Difference in valuation of SUB Stock @ 9/30/20	(105,020)
Total per Investment Report	$ 28,840,035

SOLTIS
Investment Advisors

See report disclaimer page for all performance and custodial disclosures.

Southern Utah University

Individual Holdings & Performance (Period: 7/1/2020 - 9/30/2020)

Ticker	Description	Value	Weight	YTD	1 Year	3 Year	Last Quarter
FDRXX	Fidelity Government Cash Reserves	$296,814	1.03 %	0.27 %	0.60 %	N/A	0.00 %
FID:CASH	Fidelity Cash Fund**	$1,533	0.01 %	0.00 %	0.00 %	N/A	0.00 %
TIMXX	RBC US Gov Money Market Inst 2	$0	0.00 %	-87.50 %	-95.68 %	N/A	0.00 %
CASH:SWEEP	Sweep Asset	$1,379	0.00 %	0.00 %	0.00 %	N/A	0.00 %
	Cash/Equiv Total	**$299,726**	**1.04 %**	**0.28 %**	**0.75 %**	**N/A**	**0.00 %**
Fidelity Cash	Fund not included on Investment Report	(1,533)					
	Total Cash/Equiv per Investment Report	$ 298,193					
AGG	iShares Core US Aggregate Bond	$1,850,591	6.39 %	6.70 %	6.59 %	N/A	0.40 %
JSOAX	JP Morgan Strat Inc Opp A	$0	0.00 %	-0.25 %	0.26 %	N/A	N/A
14040HBV6	Capital One Fc Var 23 Due 01/30/2023	$0	0.00 %	N/A	0.44 %	N/A	N/A
345397YP2	Ford Motor Credit Company LLC 3.42825% 8/3/2022	$0	0.00 %	1.07 %	2.38 %	N/A	N/A
CCLFX	Cliffwater Corp Lending Fd I	$372,317	1.29 %	1.17 %	N/A	N/A	1.17 %
LMBS	First Trust Low Duration Opportunities ETF	$0	0.00 %	-1.52 %	N/A	N/A	N/A
STIP	iShares 0-5 Year TIPS Bond ETF	$1,040,600	3.59 %	3.86 %	4.93 %	N/A	1.63 %
MWTRX	Metropolitan West Total Return Bond	$1,031,380	3.56 %	7.55 %	7.79 %	N/A	1.20 %
MWTIX	Metropolitan West Total Return Bond I	$1,260,548	4.35 %	7.82 %	N/A	N/A	1.26 %
CASH01	Money Market	$25,064	0.09 %	0.00 %	N/A	N/A	0.00 %
MINT	PIMCO Enhanced Short Maturity	$1,119,725	3.87 %	1.34 %	1.90 %	N/A	0.45 %
PONAX	PIMCO Income A	$1,024,944	3.54 %	1.96 %	N/A	N/A	2.88 %
PTTRX	PIMCO Total Return Instl	$117,373	0.41 %	7.74 %	N/A	N/A	1.49 %
	Fixed Income Total	**$7,842,541**	**27.09 %**	**5.10 %**	**5.56 %**	**N/A**	**1.22 %**

SOLTIS
Investment Advisors

See report disclaimer page for all performance and custodial disclosures.

Ticker	Description	Value	Weight	YTD	1 Year	3 Year	Last Quarter
30305U359	Ft Unit 7012 Int Rate Hedge Port Ser 114 Monthly	$0	0.00 %	N/A	-0.84 %	N/A	N/A
30305U342	Ft Unit 7012 Int Rate Hedge Port Ser 114 Monthly Cash	$0	0.00 %	N/A	-0.84 %	N/A	N/A
■	**Private Fixed Income Total**	**$0**	**0.00 %**	**N/A**	**-0.84 %**	**N/A**	**N/A**
IVV	iShares Core S&P 500	$3,181,480	10.99 %	6.61 %	16.15 %	N/A	9.02 %
UNP	Union Pacific Corp	$0	0.00 %	0.06 %	0.06 %	N/A	N/A
COST	Costco Wholesale Corp	$0	0.00 %	3.25 %	N/A	N/A	N/A
SPY	SPDR S&P 500 Trust	$0	0.00 %	8.89 %	N/A	N/A	1.88 %
EGFIX	Edgewood Growth Instl	$1,887,027	6.52 %	26.11 %	38.57 %	N/A	10.15 %
FCTR	First Trust Lunt US Factor ETF	$487,364	1.68 %	5.78 %	N/A	N/A	5.78 %
FPX	First Trust US IPO Index	$0	0.00 %	-0.25 %	N/A	N/A	N/A
BUFF	Innovator S&P 500 Diversified Power Buffer ETF	$0	0.00 %	-19.85 %	-15.62 %	N/A	-1.09 %
OAYMX	Oakmark Fund Advisor Class	$1,636,841	5.65 %	-9.05 %	1.70 %	N/A	6.21 %
ALTL	Pacer Fds Tr Lunt Lrg Cp Altr	$481,276	1.66 %	4.65 %	N/A	N/A	4.65 %
XLY	SPDR Consumer Discretionary Select Sector ETF	$0	0.00 %	16.28 %	N/A	N/A	11.46 %
XLK	SPDR Technology Select Sector	$0	0.00 %	21.00 %	21.00 %	N/A	7.42 %
VTSAX	Vanguard Total Stock Mkt Index Adm	$0	0.00 %	-14.43 %	-8.24 %	N/A	N/A
WMT	Walmart Inc	$0	0.00 %	0.49 %	N/A	N/A	N/A
DIS	Walt Disney Co	$0	0.00 %	-9.34 %	N/A	N/A	N/A
YEXT	Yext Inc Com	$0	0.00 %	0.87 %	N/A	N/A	N/A
■	**Large Cap Total**	**$7,673,988**	**26.51 %**	**3.11 %**	**12.72 %**	**N/A**	**8.27 %**

Ticker	Description	Value	Weight	YTD	1 Year	3 Year	Last Quarter
IJH	iShares Core S&P Mid-Cap ETF	$954,717	3.30 %	-8.83 %	-2.47 %	N/A	4.54 %
APHMX	Artisan Mid Cap Instl	$365,576	1.26 %	36.10 %	45.98 %	N/A	11.97 %
IWP	iShares Russell Mid-Cap Growth ETF	$483,690	1.67 %	13.79 %	22.92 %	N/A	9.46 %
FLMVX	JPMorgan Mid Cap Value Fund	$295,999	1.02 %	-15.91 %	-10.91 %	N/A	4.38 %
XLRE	Real Estate Select Sector SPDR Fund ETF	$0	0.00 %	-13.81 %	N/A	N/A	N/A
VO	Vanguard Mid-Cap	$366,621	1.27 %	0.18 %	6.94 %	N/A	7.95 %
	Mid Cap Total	**$2,466,603**	**8.52 %**	**0.56 %**	**7.53 %**	**N/A**	**7.03 %**
LDOS	Leidos Holdings Inc	$0	0.00 %	-1.80 %	N/A	N/A	-1.80 %
VSIAX	Vanguard Small Cap Value Index Admiral	$0	0.00 %	-16.10 %	-10.22 %	N/A	6.66 %
IJR	iShares Core S&P Small-Cap	$285,696	0.99 %	-15.20 %	-8.20 %	N/A	3.28 %
IJT	iShares S&P Small-Cap 600 Growth ETF	$378,464	1.31 %	-8.09 %	-0.16 %	N/A	4.15 %
IJS	iShares S&P Small-Cap 600 Value	$272,507	0.94 %	-22.74 %	-16.92 %	N/A	2.19 %
JSCOX	Janus Perkins Small Cap Value I	$146,118	0.50 %	-25.78 %	-20.60 %	N/A	-2.40 %
NHI	National Health Investors Inc	$4,520	0.02 %	-3.80 %	N/A	N/A	-3.80 %
WIAEX	Wasatch Small Cap Growth Fund Instl Cl	$305,689	1.06 %	19.23 %	33.39 %	N/A	10.96 %
	Small Cap Total	**$1,392,994**	**4.81 %**	**-10.74 %**	**-3.09 %**	**N/A**	**4.24 %**
VWO	Vanguard FTSE Emerging Markets	$730,324	2.52 %	-1.21 %	10.79 %	N/A	10.24 %
IEFA	iShares Core MSCI EAFE	$1,665,838	5.75 %	-6.47 %	1.19 %	N/A	5.46 %
GPRIX	Grandeur Peak Global Reach Instl	$1,024,999	3.54 %	16.27 %	28.89 %	N/A	13.51 %
GGSYX	Grandeur Peak Global Stalwarts Instl	$1,196,697	4.13 %	17.09 %	29.97 %	N/A	10.18 %
OAYIX	Oakmark International Advisor	$1,182,505	4.09 %	-20.15 %	-11.05 %	N/A	3.70 %

Ticker	Description	Value	Weight	YTD	1 Year	3 Year	Last Quarter
SCHC	Schwab International Small-Cap Equity ETF	$0	0.00 %	0.80 %	N/A	N/A	N/A
PRZIX	T Rowe Price Emerging Markets Stock I	$871,240	3.01 %	-1.13 %	11.18 %	N/A	9.26 %
	International Total	**$6,671,602**	**23.05 %**	**-1.68 %**	**8.84 %**	**N/A**	**8.15 %**
CSRSX	Cohen & Steers Realty	$0	0.00 %	-9.84 %	-10.81 %	N/A	3.64 %
CGMRX	CGM Realty	$924,375	3.19 %	-5.92 %	-8.76 %	N/A	16.66 %
DBB	Invesco DB Base Metals	$0	0.00 %	4.41 %	N/A	N/A	4.41 %
LCSAX	Locorr Long/Short Commodities Strategy A	$23,368	0.08 %	-3.90 %	N/A	N/A	-1.17 %
PTLC	Pacer Trendpilot U.S. Large Cap	$507,916	1.75 %	-11.75 %	-3.60 %	N/A	8.61 %
UGA	United States Gasoline	$0	0.00 %	-5.04 %	N/A	N/A	-10.46 %
GDX	VanEck Vectors Gold Miners ETF	$0	0.00 %	34.36 %	N/A	N/A	8.08 %
	Liquid Alternative Total	**$1,455,659**	**5.03 %**	**-8.76 %**	**-8.30 %**	**N/A**	**10.65 %**
SOLTISCUSI P-8592	Southern Utah Bancorporation	$1,143,475	3.95 %	0.00 %	15.22 %	15.94 %	0.00 %
	Other Total	**$1,143,475**	**3.95 %**	**0.00 %**	**15.22 %**	**15.94 %**	**0.00 %**
Difference in valuation of SUB Stock @ 9/30/20		(105,020)					
Total Other		$ 1,038,455					
Total		**$28,946,588**	**100 %**	**0.56 %**	**6.62 %**	**8.72 %**	**5.70 %**
Adjustments to total per above		(106,553)					
Adjusted total per Investment Report		$ 28,840,035					

SOLTIS Investment Advisors

See report disclaimer page for all performance and custodial disclosures.

SOLTIS
Investment Advisors

Economic and Capital Market Update

Equity markets provided a very robust comeback in the 2nd quarter after experiencing a large drawdown in the 1st quarter. A strong fiscal and monetary policy response, some success in "flattening the curve" of the virus, and a partial re-opening of the economy laid the ground work for the market returns. The S&P 500 Index was up 20.5% for the quarter ending June 30, 2020, and up 7.5% during the past year. Mid-caps and small-caps were up 24.5% and 30.6%, and down 2.2% and 6.6% respectively over the last-twelve-months, as measured by the Russell Midcap and the Russell 2000 indices. International equity market returns for the 2nd quarter were up with developed markets returning 17.2%, as measured by the MSCI All World x-US index, and down 4.3% the past year. While emerging markets were up 18.2% for the quarter, and down 3.0% the past year, as measured by the MSCI Emerging Market index. Hopes of a quick "V shaped" recovery helped lead the markets higher. Signs of a return to positive economic activity, such as an increase in jobs during May and June, encouraged investors to see a recovery on the horizon with hopes of improved corporate profits in 2021.

During the 2nd quarter of 2020 we experienced a continuation of the low interest rate levels with the 10-year U.S. Treasury note yielding in the 0.50% to 0.90% range. The Federal Reserve continued with its near zero interest rate policy for fed funds, and embarked on a massive bond buying campaign, which resulted in improved liquidity for the bond markets. The Bloomberg Barclays US Aggregate Bond Index had a positive return of 2.9% as lower rates pushed up bond prices. The Federal Reserve signaled that it plans to keep fed fund rates near zero into 2022. Both investment grade and high yield corporate bond prices recovered during the quarter with a corresponding decrease in yield spreads when compared to U.S. Treasury securities.

On the economic front, the U.S. economy has gone from a 60-year low unemployment rate of 3.5%, to a rate of 14.7% in one quarter. The unemployment rate ended the 2nd quarter at 11.1%. The U.S. and global economies enter into a recession during the second quarter, but now looks to be in recovery mode as government mandated shut downs have been loosened. Various economic statistics, though still low when compared to the pre-Covid downturn, are starting to show improvement. The recovery will likely be gradual after the initial surge as companies and governments continue to decide how to deal with the ongoing virus issues. The positive results of a virus vaccine could lead to a stronger recovery at a more accelerated pace but, until then, virus concerns will weigh on the recovery.

US Broad Market Indexes

Time Period: 1/1/2020 to 6/30/2020

Source Data: Total Return

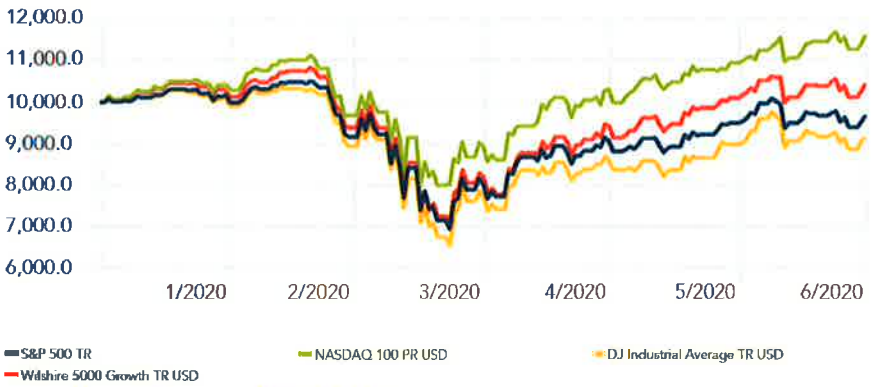

Source: Morningstar Direct. As of March 31, 2020.

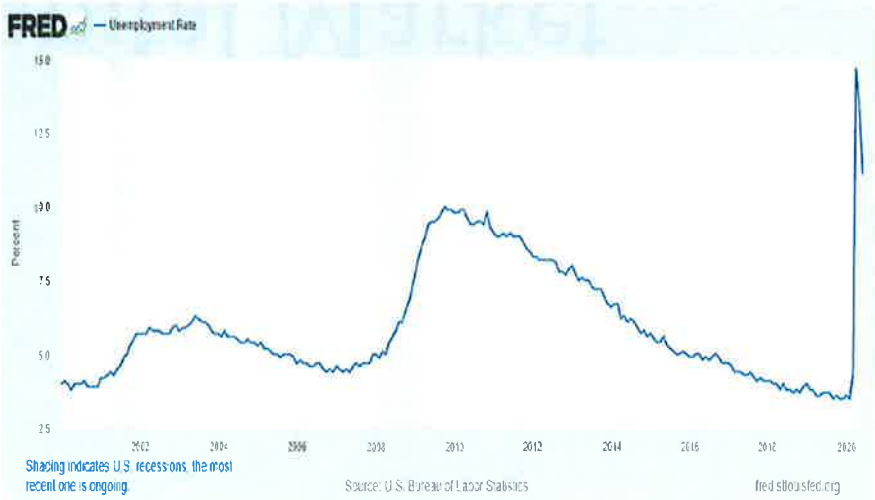

Soltis Economic & Market Outlook (7-7-2020)

Outlook	Soltis Position	Comments
Interest Rates	Historically low levels	Attractive for equity investments relative to fixed income. Potential for negative rate policy is low.
GDP	Large 2nd quarter decrease in GDP expected, followed by second half recovery	The recovery will likely be gradual after the initial surge as companies and governments continue to decide how to deal with the ongoing virus issues.
Corporate Earnings	Corporate earnings strained in 2020 due to economic shutdown	Corporate profit outlook should be better in 2021
Fed & Monetary Policy	Unprecedented Federal Reserve policy is very accommodative	Positive for equity investments, inflation could be on the rise in the intermediate term
Recession	Longest economic expansion on record ends in recession in second quarter of 2020	Economic recovery appears to be in its beginning stages
Valuations	U.S. equities appear to be fully valued at current levels	Potential profit recovery in 2021 is positive for the markets
US Elections	Elections increase uncertainty	It is important for investors to keep a long-term viewpoint when making investment decisions
Geopolitical Risks	China-U.S. relationship strained by Hong Kong autonomy, trade relations, and handling of COVID-19 virus.	Potential for negative impact on global economy and financial markets
Fixed Income	Provides stability in portfolios	Used downturn in market to rebalance toward target allocations
Fiscal Policy	Fiscal policy response is positive in short-term, potentially negative long-term	Government needs to be careful about size and duration of intervention
Healthcare Policy	Needs to strike a positive balance between containing COVID-19 and providing for economic recovery	Best policy is more targeted approach to containment along with continued reopening of the economy

SOLTIS
Investment Advisors

ASSET CLASS RETURNS (CALENDAR YEAR)

	2010	2011	2012	2013	2014	2015	2016	2017	2018	2019	YTD
Best	SC Growth 29.1	Fixed Income 7.8	Real Estate 18.9	SC Growth 43.3	Real Estate 27.2	LC Growth 5.7	SC Value 31.7	Emerging Mkts 37.3	Cash & Equiv 2.0	LC Growth 36.4	LC Growth 9.8
	Real Estate 26.9	Real Estate 6.0	MC Value 18.5	MC Growth 35.7	MC Value 14.7	Real Estate 2.1	Commodities 30.5	LC Growth 30.2	Fixed Income 0.0	MC Growth 35.5	Fixed Income 6.1
	MC Growth 26.4	LC Growth 2.6	Emerging Mkts 18.2	SC Value 34.5	LC Value 13.5	Fixed Income 0.5	MC Value 20.0	MC Growth 25.3	LC Growth -1.5	Real Estate 28.9	MC Growth 4.2
	MC Value 24.8	LC Value 0.4	SC Value 18.1	LC Growth 33.5	LC Growth 13.0	Cash & Equiv 0.1	LC Value 17.3	INT'L Dev Mkts 25.0	Real Estate -4.0	SC Growth 28.5	Cash & Equiv 0.3
	SC Value 24.5	Cash & Equiv 0.1	LC Value 17.5	MC Value 33.5	MC Growth 11.9	MC Growth -0.2	SC Growth 11.3	SC Growth 22.2	MC Growth -4.8	MC Value 27.1	SC Growth -3.1
	Emerging Mkts 18.9	MC Value -1.4	INT'L Dev Mkts 17.3	LC Value 32.5	Fixed Income 6.0	INT'L Dev Mkts -0.8	Emerging Mkts 11.2	LC Value 13.7	LC Value -8.3	LC Value 26.5	Emerging Mkts -9.8
	LC Growth 16.7	MC Growth -1.7	MC Growth 15.8	INT'L Dev Mkts 22.8	SC Growth 5.6	SC Growth -1.4	Real Estate 7.6	MC Value 13.3	SC Growth -9.3	SC Value 22.4	INT'L Dev Mkts -11.3
	LC Value 15.5	SC Growth -2.9	LC Growth 15.3	Commodities 8.1	SC Value 4.2	LC Value -3.8	MC Growth 7.3	Commodities 12.5	MC Value -12.3	INT'L Dev Mkts 22.0	Real Estate -13.9
	Commodities 13.5	SC Value -5.5	SC Growth 14.6	Real Estate 1.8	Cash & Equiv 0.0	MC Value -4.8	LC Growth 7.1	Real Estate 9.8	SC Value -12.9	Emerging Mkts 18.4	LC Value -16.3
	INT'L Dev Mkts 7.8	Commodities -9.0	Fixed Income 4.2	Cash & Equiv 0.1	Emerging Mkts -2.2	SC Value -7.5	Fixed Income 2.6	SC Value 7.8	INT'L Dev Mkts -13.8	Commodities 11.6	MC Value -18.1
	Fixed Income 6.5	INT'L Dev Mkts -12.1	Commodities 1.5	Fixed Income -2.0	INT'L Dev Mkts -4.9	Emerging Mkts -14.9	INT'L Dev Mkts 1.0	Fixed Income 3.5	Commodities -13.9	Fixed Income 8.7	SC Value -23.5
Worst	Cash & Equiv 0.1	Emerging Mkts -18.4	Cash & Equiv 0.1	Emerging Mkts -2.6	Commodities -12.6	Commodities -25.6	Cash & Equiv 0.3	Cash & Equiv 1.0	Emerging Mkts -14.6	Cash & Equiv 2.1	Commodities -26.8

TRAILING RETURNS

As of Date: 6/30/2020

	5 Years	15 Years	3/9/2009 - 6/30/2020
Best	LC Growth 15.9	LC Growth 11.3	LC Growth 19.4
	MC Growth 11.6	MC Growth 10.3	MC Growth 18.8
	SC Growth 6.9	SC Growth 8.8	Real Estate 16.9
	Real Estate 6.3	MC Value 7.9	SC Growth 16.9
	LC Value 4.6	Emerging Mkts 6.3	MC Value 15.3
	Fixed Income 4.3	LC Value 6.2	LC Value 14.0
	MC Value 3.3	Real Estate 6.0	SC Value 12.6
	Emerging Mkts 2.9	SC Value 5.0	Emerging Mkts 9.1
	INT'L Dev Mkts 2.1	Fixed Income 4.4	INT'L Dev Mkts 9.0
	SC Value 1.3	INT'L Dev Mkts 4.1	Fixed Income 4.5
	Cash & Equiv 1.2	Cash & Equiv 1.3	Commodities 1.9
Worst	Commodities -3.9	Commodities 1.0	Cash & Equiv 0.6

Source: Morningstar Direct. The performance data quoted represents past performance and does not guarantee future results. The investment return and principle value of an investment will fluctuate, thus an investor's shares, when redeemed, may be worth more or less than their original cost. Current performance may be lower or higher than return data quoted herein. For information current to the most recent month-end, please visit http://advisor.morningstar.com/familyinfo.asp. Asset Class representative indices include: Cash & Equiv (US Treasury 3 Mon T-Bill), Fixed Income (Barclays US Agg Bond), Large Cap Growth (Russell 1000 Growth), Large Cap Value (Russell 1000 Value), Mid Cap Growth (Russell Mid Cap Growth), Mid Cap Value (Russell Mid Cap Value), Small Cap Growth (Russell 2000 Growth), Small Cap Value (Russell 2000 Value), International Equity (MSCI EAFE), Emerging Markets (MSCI Emerging Markets), Commodities (MSCI Commodity Producers), and Real Estate (DJ US Real Estate).

U.S. Government Policy Outlook

Current Policies	Short Term(6-12 Months)	Intermediate Term(1-3 Years)
Monetary Policy	Accommodative	Accommodative
Fiscal Policy		
Tax	Tax Cut	Neutral
Spending	Spending on the rise	Negative
Regulatory Policy	Neutral	Neutral
Trade Policy	Neutral	Neutral
Policy Summary	Slightly Positive	Neutral

SOLTIS
Investment Advisors

The Fed and Interest Rates

Federal funds rate expectations

FOMC and market expectations for the federal funds rate

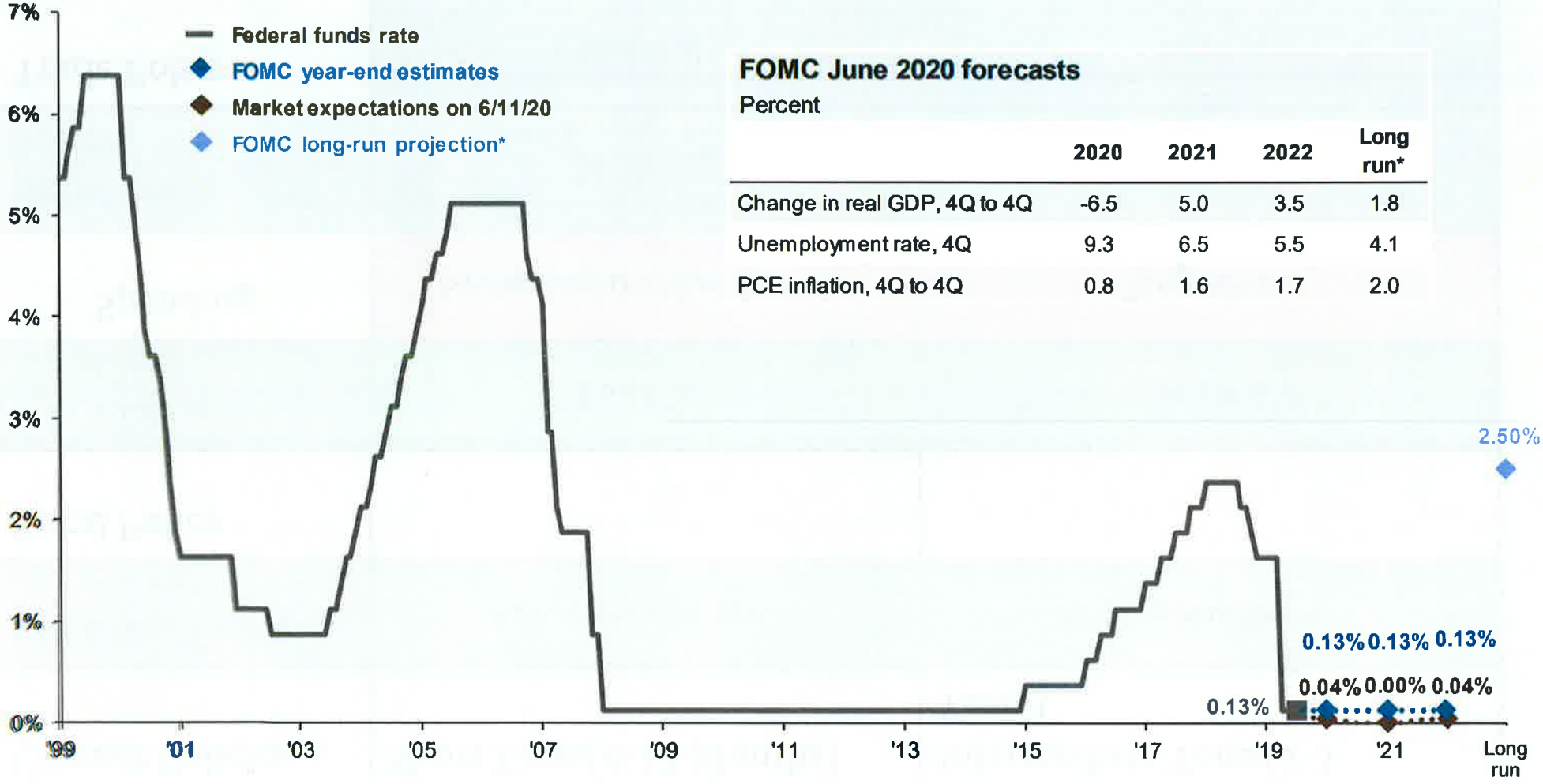

FOMC June 2020 forecasts

Percent

	2020	2021	2022	Long run*
Change in real GDP, 4Q to 4Q	-6.5	5.0	3.5	1.8
Unemployment rate, 4Q	9.3	6.5	5.5	4.1
PCE inflation, 4Q to 4Q	0.8	1.6	1.7	2.0

SOLTIS Investment Advisors

Source: Bloomberg, FactSet, Federal Reserve, J.P. Morgan Asset Management.
Market expectations are the federal funds rates priced into the fed futures market as of the following date of the June 2020 FOMC meeting and are through December 2022. *Long-run projections are the rates of growth, unemployment and inflation to which a policymaker expects the economy to converge over the next five to six years in absence of further shocks and under appropriate monetary policy.
Guide to the Markets – U.S. Data are as of July 27, 2020.

J.P.Morgan Asset Management

Inflation

CPI and core CPI

% change vs. prior year, seasonally adjusted

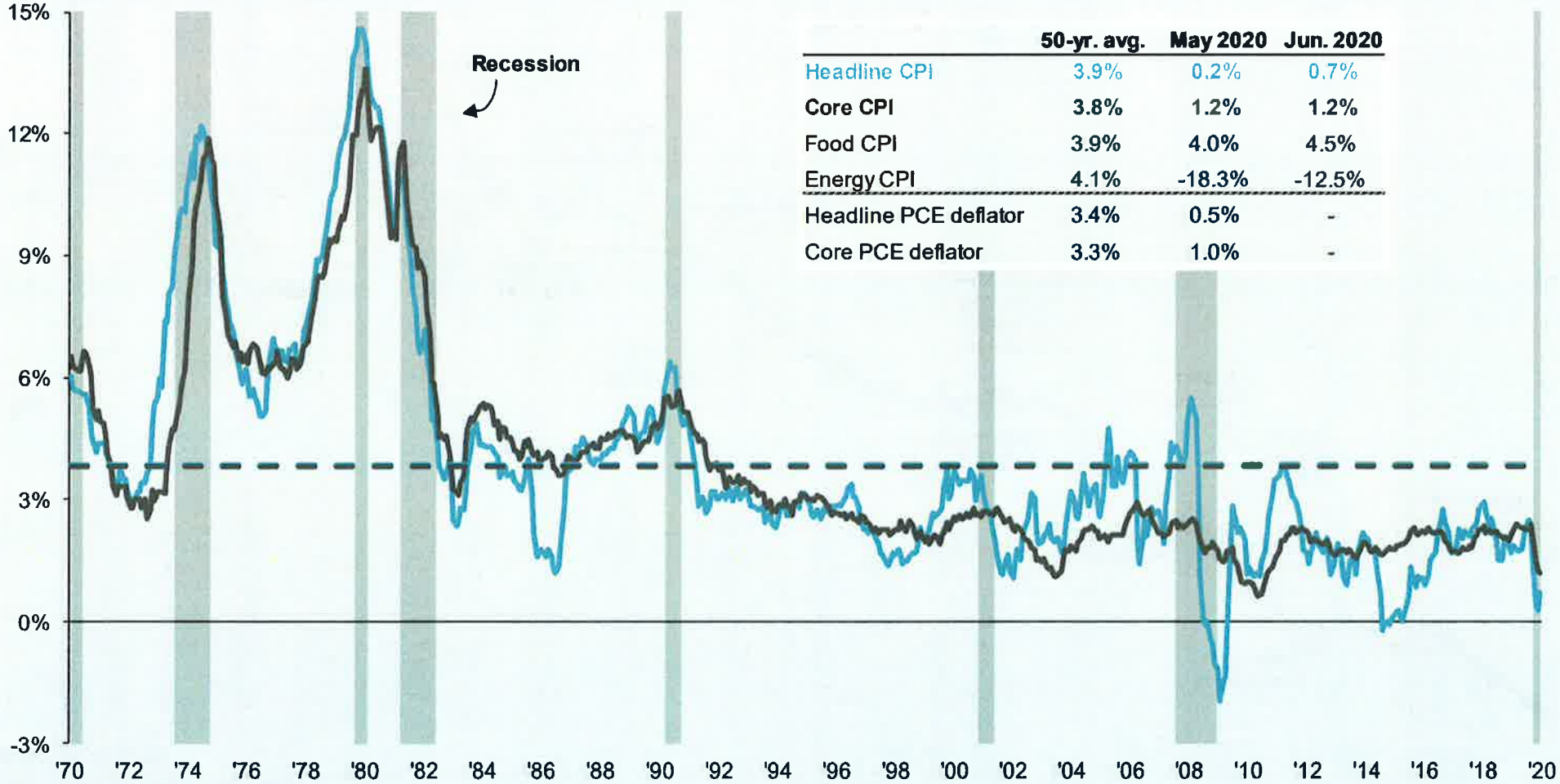

	50-yr. avg.	May 2020	Jun. 2020
Headline CPI	3.9%	0.2%	0.7%
Core CPI	3.8%	1.2%	1.2%
Food CPI	3.9%	4.0%	4.5%
Energy CPI	4.1%	-18.3%	-12.5%
Headline PCE deflator	3.4%	0.5%	-
Core PCE deflator	3.3%	1.0%	-

SOLTIS Investment Advisors

Source: BLS, FactSet, J.P. Morgan Asset Management.
CPI used is CPI-U and values shown are % change vs. one year ago. Core CPI is defined as CPI excluding food and energy prices. The Personal Consumption Expenditure (PCE) deflator employs an evolving chain-weighted basket of consumer expenditures instead of the fixed-weight basket used in CPI calculations.
Guide to the Markets – U.S. Data are as of July 27, 2020.

J.P.Morgan Asset Management

Stock Market Since 1900

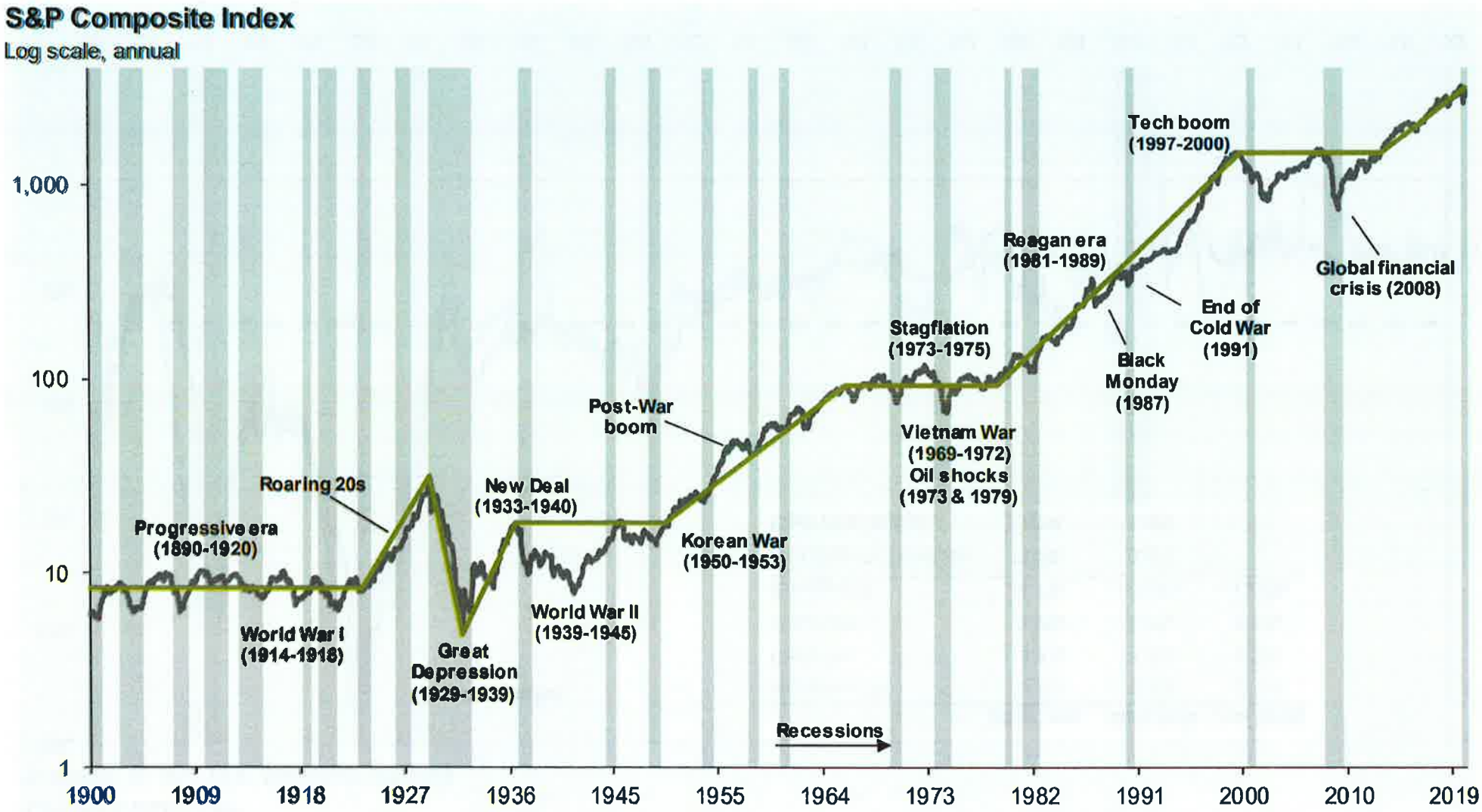

SOLTIS Investment Advisors

Source: FactSet, NBER, Robert Shiller, J.P. Morgan Asset Management.
Data shown in log scale to best illustrate long-term index patterns. Past performance is not indicative of future returns. Chart is for illustrative purposes only.
Guide to the Markets – U.S. Data are as of July 27, 2020.

J.P.Morgan Asset Management

Time, Diversification and the Volatility of Returns

Range of stock, bond and blended total returns

Annual total returns, 1950-2019

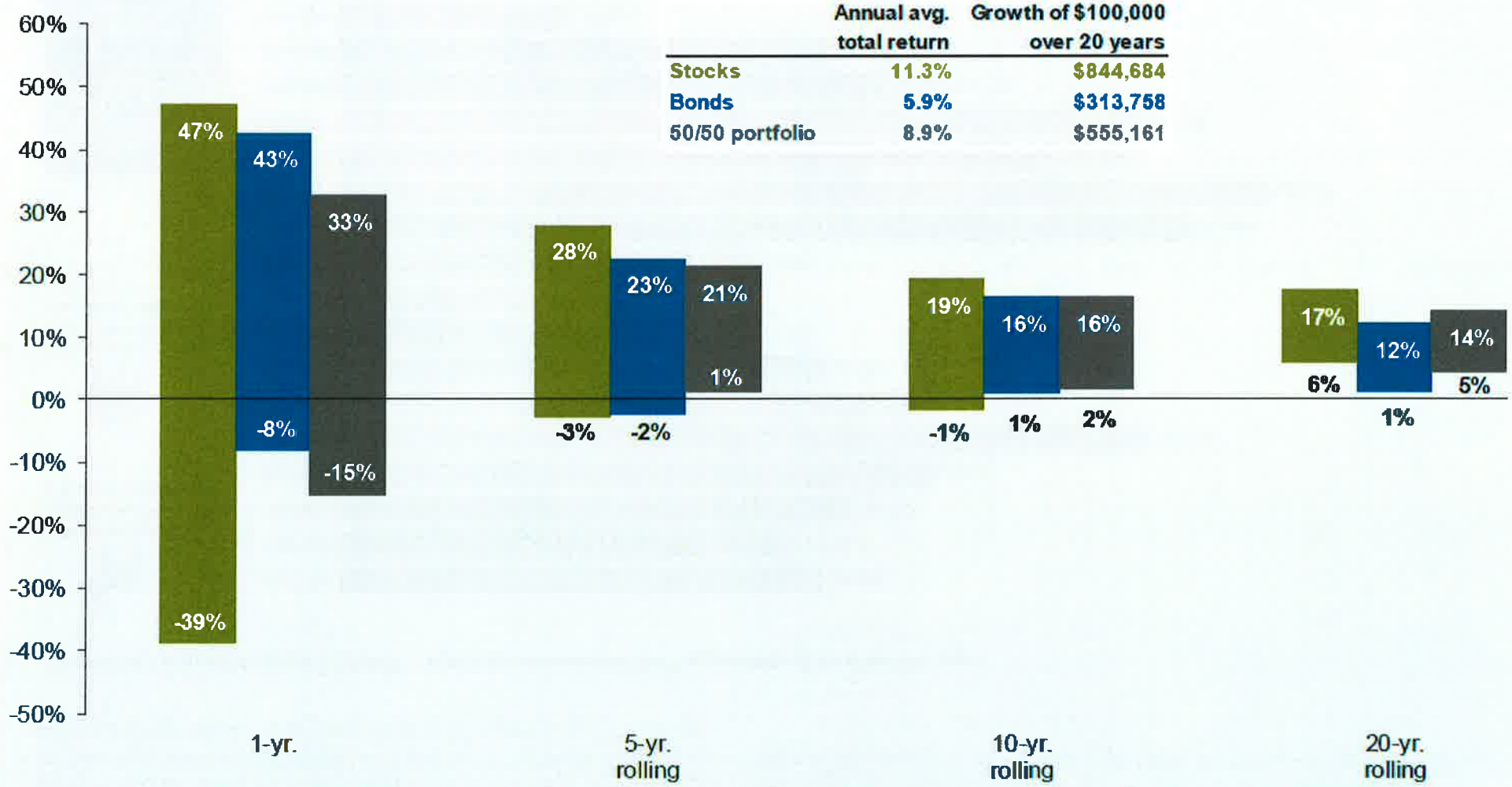

	Annual avg. total return	Growth of $100,000 over 20 years
Stocks	11.3%	$844,684
Bonds	5.9%	$313,758
50/50 portfolio	8.9%	$555,161

SOLTIS Investment Advisors

Source: Barclays, Bloomberg, FactSet, Federal Reserve, Robert Shiller, Strategas/Ibbotson, J.P. Morgan Asset Management.
Returns shown are based on calendar year returns from 1950 to 2019. Stocks represent the S&P 500 Shiller Composite and Bonds represent Strategas/Ibbotson for periods from 1950 to 2010 and Bloomberg Barclays Aggregate thereafter. Growth of $100,000 is based on annual average total returns from 1950 to 2019
Guide to the Markets – U.S. Data are as of March 31, 2020.

J.P.Morgan Asset Management

Red, Blue, and You

Beliefs about which political party is best for the markets might discourage you from investing. But as you can see from the chart below, whether a Republican or a Democrat claims victory hasn't been a deciding factor in how a $10,000 investment made at the beginning of an election year looked 10 years down the road.

Growth of a hypothetical $10,000 investment made at the beginning of an election year

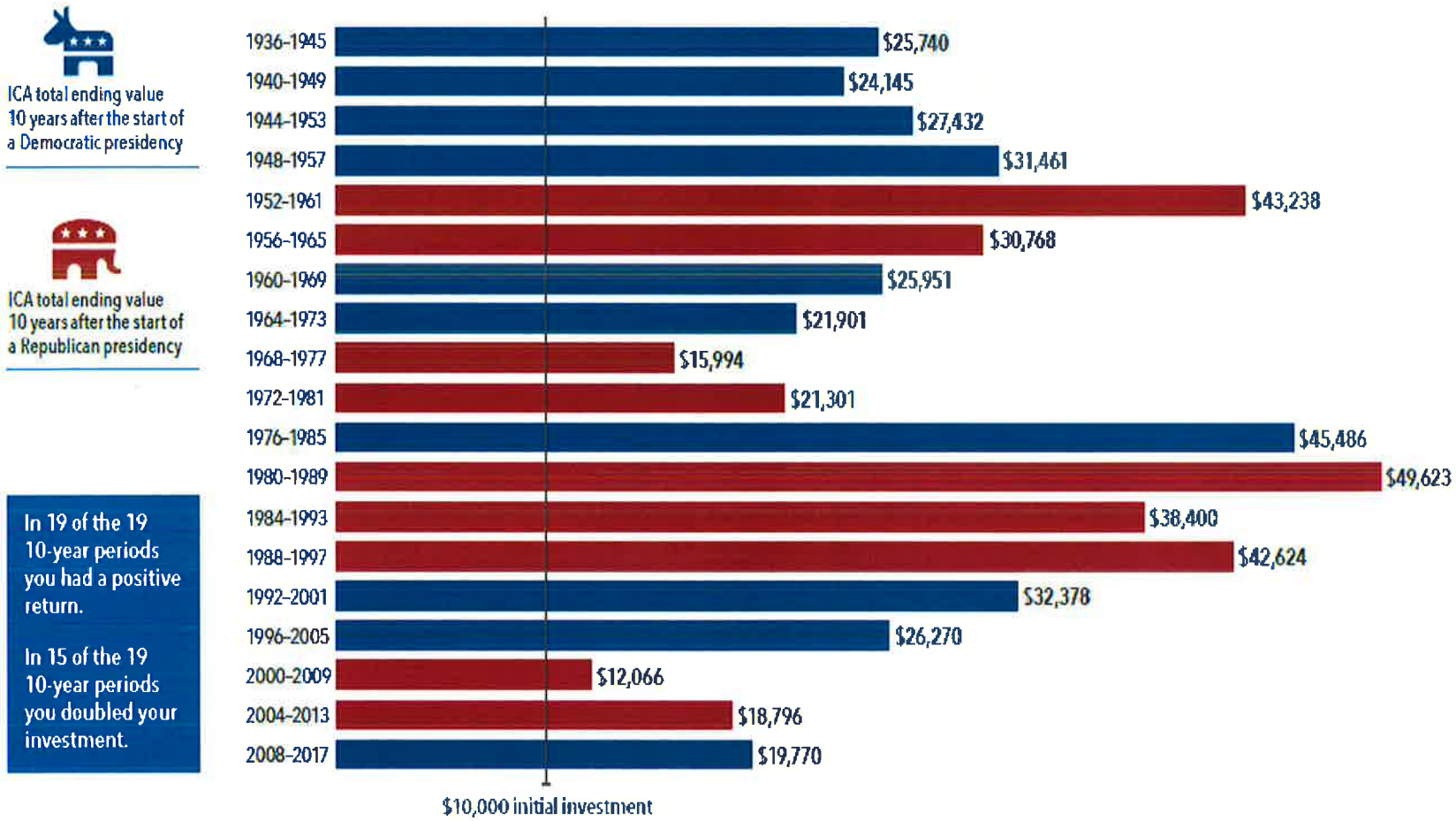

In 19 of the 19 10-year periods you had a positive return.

In 15 of the 19 10-year periods you doubled your investment.

SOLTIS Investment Advisors

Source: Capital Group.

Each 10-year period begins on January 1 of the first year shown and ends on December 31 of the final year shown. For example, the first period listed (1936-1945) covers 1/1/36 through 12/31/45.

Soltis Forecasts & Recommendations

Asset Class Recommendations

Date Updated	Firm Name	U.S Large	U.S. Mid	U.S. Small	Dev Int'l
Jul-20	Soltis	E	E	O	E
		Emerging Markets	**Equity vs Fixed Income**	**US Equity vs Int'l Equity**	**US Value**
		E	Neutral	Neutral	Neutral
		Bond Duration	**Govt/Credit**	**US vs Int'l**	**Real Estate**
		U	Broadly Diversify	US	E

O = Overweight, U = Underweight, E = Equal Weight

Economic Forecasts

Date Updated	Firm	GDP	Inflation (CPI)	Interest Rates 10-yr	Earnings	LEI
Jul-20	Soltis	Negative 1st half followed by recovering 2nd half	Potential for inflation long term	0.5%-1.0%	Decrease in earnings	+2.8% in May
		Fed Funds	**Recession Risk**	**Equity Market Outlook**	**Forward Equity Valuation**	
		Near zero, foreseeable future	Strong initial surge followed by gradual recovery	Equity attractive relative to fixed income	Given earnings uncertainty valuation difficult to quantitfy, in general recent run up in marlet has made equities fully valued	

SOLTIS
Investment Advisors

Soltis Fixed Income Investment Themes

2020: US GDP growth came in at -5.0% for the 1Q of 2020. And will likely be followed by a double digit decrease in GDP for 2Q due to government quarantine policies. Fed policy continues to be accommodative with a return to near-zero-rates for fed funds, and will likely keep rates at this level for an extended period. Unemployment is currently at about 11% which is below the high of 14.7%. Longer term US interest rates have reached historic lows and will likely remain low until signs of economic recovery emerge. Signs of recovery are starting as the economy gradually opens for business.

- **Maintain U.S. Core Allocation.** Despite low interest rate levels fixed income still plays an important stabilizing role in portfolios.
- **Duration Modestly Lower Than Benchmark.** With relatively flat yield curve short to intermediate term maturities are preferred.

SOLTIS
Investment Advisors

Soltis Equity Investment Themes

2020 Asset Allocation Themes & Strategies:

Theme	Strategy
Global equity markets are attractive relative to Bonds due to low interest rates	Continue neutral equity weight due to current Covid-19 impact on global economy
Up turn in equity markets have moved equities closer to full value	Good time to rebalance toward target weights between equities and fixed income investments
REITs haven't recovered as much as equities and provide favorable yields and effective inflation hedge.	Maintain REIT allocation for portfolio diversification and income yield.
Emerging/International markets provide attractive relative valuation opportunity over the longer term.	Maintain current neutral allocation to developed and emerging markets.

SOLTIS
Investment Advisors

International & Emerging Markets provide attractive relative valuation and diversification opportunity.

Maintain Current Equal Weight Allocation: