

The **T**ransportation **I**mprovement **P**rogram

TIP
21-26

TIP 21-26

Transportation Improvement Program ...

1. Six Year Program of Highway, Transit and Active Transportation Projects
2. Implements the Long Range Plans and Meets The Short Range Needs of the Wasatch Front
3. Periodic Modifications Due to the Dynamic Nature of Project Timing & Funding

TIP 21-26

Transportation Improvement Program - Today . . .

- 4a. Approve New Board Modification (Mod #1)
 - To the 2021-2026 TIP



2021-2026 Transportation Improvement Program (TIP) (Amendment One)

Board Modification

Funding and Scope Adjustments

Ogden/ Layton Urban Area

County	Sponsor	Facility	PIN	Project Location	Concept/ Type of Improvement	Funding Source	Project Estimated Cost	Currently Funded Amount	Action	Funding Amount	Year
Weber	UDOT	SR-53	14263	SR-53; 24th Street Viaduct (A Ave to Lincoln Avenue), Ogden	Viaduct Rehabilitation	STP_FLX_ST (Surface Transportation Program-Flexible (Any Area) Statewide)	\$9,550,000	\$1,550,000	<i>Funding Reduction</i>	\$1,550,000	2021
						STP_Bridge (Surface Transportation Program_Bridge Funds)		\$102,000			
						NHPP_BR (National Highway Performance Program - Bridge)		\$6,898,000	<i>Funding Reduction</i>	\$850,000	
						ST_Bridge (State Bridge Funds)		\$1,000,000	<i>Funding Reduction</i>	\$950,000	

During design it was determined that the amount of rehabilitation needed on the 24th Street Viaduct Structure was less than initially programmed. The design was also able to find a more efficient solution to the pedestrian access to the structure as well as receiving a very competitive bid on this project. Region One is asking to reduce the overall project budget by \$3,350,000 and reprogram some of the funds, \$850,000 in NHPP_BR to the I-84; SR-66 to Summit Co. (Pin 15486) and return the remaining funds back to the Bridge Preservation and the State STP Flex program to be re-programmed at a later date.

Morgan	UDOT	I-84	15486	I-84; SR-66 to Summit County Line	Pavement Rehabilitation including Bridge Surface Repair and Centerline Concrete Barrier Replacement	Region One Transportation Solutions Program	\$13,715,000	\$0	<i>Additional Funding</i>	\$3,550,000	2021
						HSIP (Highway Safety Improvement Program)			<i>Additional Funding</i>	\$1,100,000	
						NHPP_IM (National Highway Performance Program - Interstate Maintenance)		\$8,125,000			
						STP_Bridge (Surface Transportation Program_Bridge Funds)		\$90,000			
						NHPP_BR (National Highway Performance Program - Bridge)		\$0	<i>Additional Funding</i>	\$850,000	

Region One is requesting to add funds and scope to the I-84; SR-66 to Summit County line pavement rehabilitation project that is currently programmed and scheduled to advertise this year. The additional scope will address potholing and riding surfaces of the 17 bridges that are within the limits of the pavement project. These proposed repairs will improve the ride and preserve the life of the bridge decks. Additionally, the increased funding will be used to replace the existing centerline concrete barrier which is past its service life. The barrier's connections are showing signs of corrosion. The proposed barrier will be taller in locations due to the large volumes of trucks that travel through this narrow curvy section of canyon. Additional funding is available from cost savings of other projects.

Ogden – SR-53; 24th Street Viaduct (A Ave to Lincoln Avenue), Ogden Viaduct Rehabilitation and Pedestrian Assess Improvements

Project Currently
Funded at
\$9,550,000

Funding Reduction
\$3,350,000

Total Project Cost
Estimate \$ 6,200,000

**Project
Amendment
includes . . .**

- A Reduction in Funding due to . . .
 - Bridge Condition
 - Very Competitive Bid

**Funds to be returned to
Original Programs for
Future programming.**


Morgan – I-84; SR-66 to Summit County Line

Pavement Rehabilitation including Bridge Surface Repair and Centerline Concrete Barrier Replacement



Additional Funding
\$5,500,000

Total Project Cost
Estimate \$ 13,715,000



Additional funding is available from cost savings of other projects. Like the 24th Street Viaduct Project



Project Amendments include . . .

- Pavement Rehabilitation along I-84
- 17 Bridge's Surface Rehabilitation
- Centerline Concrete Barrier Replacement

2021-2026 Transportation Improvement Program (TIP) (Amendment One)

Board Modification

New Transit Project

Commuter Rail Corridor

County	Sponsor	Facility	PIN	Project Description / Discretionary Grant	Funding Source	Project Estimated Cost	Local Share of Project	Action	Funding Amount	Year
Various	UTA	Public Transit		FY 2018 Safety Research and Demonstration Program - Suicide Prevention	FTA 5312	\$280,000	\$56,000	<i>New Funding</i>	\$224,000	2021

In February 2020, the Federal Transit Administration (FTA) announced the availability of funding for projects that could demonstrate and evaluate innovative technologies, safer designs and/or practices to improve rail transit safety. UTA submitted proposals to improve the safety across the public transit system. In October 2020, it was announced that UTA would receive \$224,000 to identify strategies to prevent and mitigate suicides along UTA's FrontRunner commuter rail system & TRAX light rail corridors.

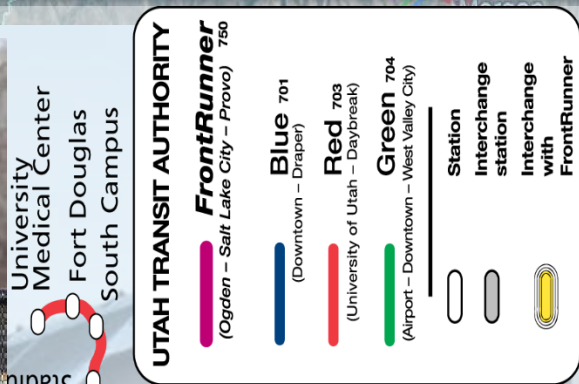
Updated Transit Tables

Salt Lake/ West Valley and Ogden/ Layton Urbanized Areas

The following tables represent the transit projects that were presented to Trans Com and reviewed by the public during the Public Review and Comment Period this past summer. The previously reviewed and approved tables were on the 2025 TIP Table format. The purpose of bringing these tables to you today is that they have been updated to a 2026 Table format with minor adjustments consistent with the accounting updates.

UTA – Public Transit – Safety Research and Demonstration Program

Identify strategies to prevent and mitigate suicides along UTA's FrontRunner and TRAX corridors



New Funding
\$ 224,000

Total Project Cost Estimate
\$ 280,000

Funding Available from FTA Safety Research and Demonstration Program



New Project to . . .

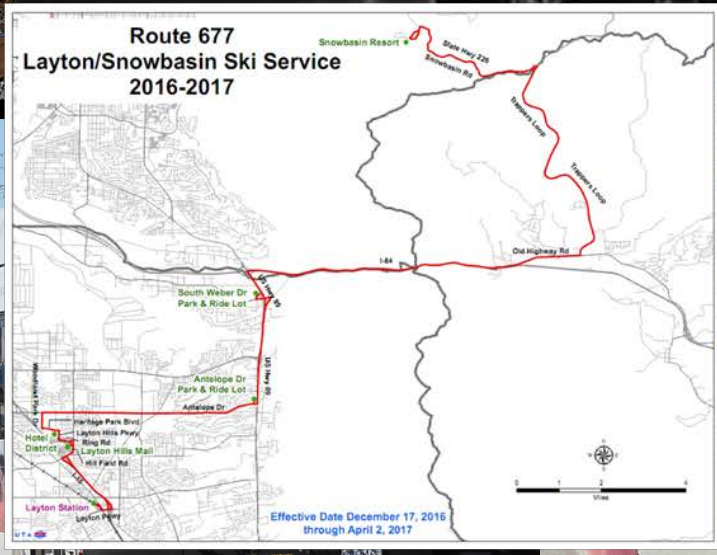
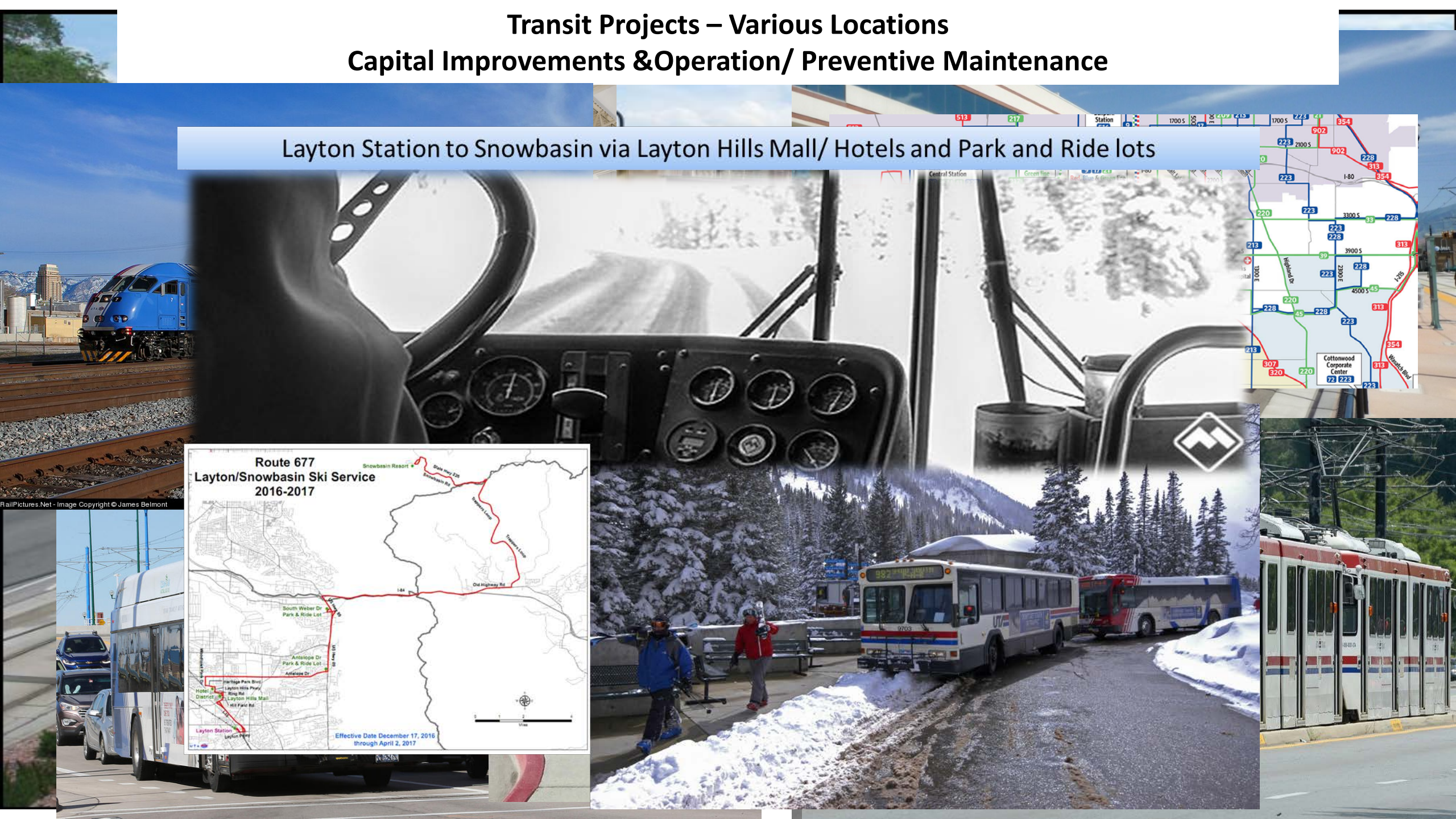
Identify Strategies to prevent and mitigate Suicides



Transit Projects – Various Locations

Capital Improvements & Operation/ Preventive Maintenance

Layton Station to Snowbasin via Layton Hills Mall/ Hotels and Park and Ride lots



2021 – 2026 Transportation Improvement Program (TIP)

SALT LAKE/WEST VALLEY – OGDEN/LAYTON TRANSPORTATION IMPROVEMENT PROGRAM										
PUBLIC TRANSIT PROGRAM										
Grantee	Project Description	Estimated Total Project Cost	Local Share of Project	ESTIMATED 5307 Funds Obligated in FY 2020	Estimated Federal Share and Phasing (Fiscal Year)					
					2021	2022	2023	2024	2025	2026
SALT LAKE/WEST VALLEY URBANIZED AREA FORMULA - SECTION 5307										
UTA	Preventive Maintenance of Buses, Rail Vehicles and Facilities	206,746,694	41,349,339	22,077,150	22,297,922	22,520,901	24,259,028	24,501,618	24,746,634	24,994,101
UTA	ADA Operating Assistance for Paratransit Service	51,686,674	10,337,335	5,519,288	5,574,480	5,630,225	6,064,757	6,125,405	6,186,659	6,248,525
SUBTOTAL: SALT LAKE/WEST VALLEY URBANIZED AREA FORMULA - SECTION 5307		258,433,368	51,686,674	27,596,438	27,872,402	28,151,126	30,323,785	30,627,023	30,933,293	31,242,626
OGDEN/LAYTON URBANIZED AREA FORMULA - SECTION 5307										
UTA	Preventive Maintenance of Buses, Rail Vehicles and Facilities	95,421,970	19,084,394	10,358,484	10,462,069	10,566,690	11,070,417	11,181,121	11,292,932	11,405,862
UTA	ADA Operating Assistance for Paratransit Services	23,855,490	4,771,098	2,589,621	2,615,517	2,641,672	2,767,604	2,795,280	2,823,233	2,851,465
SUBTOTAL: OGDEN/LAYTON URBANIZED AREA FORMULA - SECTION 5307		119,277,460	23,855,492	12,948,105	13,077,586	13,208,362	13,838,021	13,976,401	14,116,165	14,257,327
Grantee	Project Description	Estimated Total Project Cost	Local Share of Project	ESTIMATED 5307 Related LOCAL Funds Obligated in FY 2020	Estimated Planned LOCAL Amount and Phasing (Fiscal Year)					
					2021	2022	2023	2024	2025	2026
SALT LAKE/WEST VALLEY URBANIZED AREA FORMULA - SECTION 5307 RELATED LOCALLY FUNDED TRANSIT ENHANCEMENTS										
UTA	LOCALLY FUNDED Security Equipment	2,584,333	516,867	275,964	278,724	281,511	303,238	306,270	309,333	312,426
OGDEN/LAYTON URBANIZED AREA FORMULA - SECTION 5307 RELATED LOCALLY FUNDED TRANSIT ENHANCEMENTS										
UTA	LOCALLY FUNDED Security Equipment	1,192,775	238,555	129,481	130,776	132,084	138,380	139,764	141,162	142,573

2020 – 2025 Tables

2021 – 2026 Transportation Improvement Program (TIP)

Grantee	Project Description	Estimated Total Project Cost	Local Share of Project	ESTIMATED 5307 Related LOCAL Funds Obligated in FY 2019	Estimated Planned LOCAL Amount and Phasing					
					(Fiscal Year)					
					2020	2021	2022	2023	2024	2025
SALT LAKE/WEST VALLEY URBANIZED AREA FORMULA - SECTION 5307 RELATED LOCALLY FUNDED TRANSIT ENHANCEMENTS										
UTA	LOCALLY FUNDED Security Equipment	2,569,154	513,831	277,565	283,462	286,296	289,159	303,238	306,270	309,333
UTA	LOCALLY FUNDED Transit Enhancements (Street Furniture, Stop / Station Amenities, Signage, Bike Racks, Transit Access Improvements)	2,569,154	2,569,154	277,565	283,462	286,296	289,159	303,238	306,270	309,333
OGDEN/LAYTON URBANIZED AREA FORMULA - SECTION 5307 RELATED LOCALLY FUNDED TRANSIT ENHANCEMENTS										
UTA	LOCALLY FUNDED Security Equipment	1,172,413	234,483	126,665	129,355	130,649	131,956	138,380	139,764	141,162
UTA	LOCALLY FUNDED Transit Enhancements (Street Furniture, Stop / Station Amenities, Signage, Bike Racks, Transit Access Improvements)	1,172,414	1,172,414	126,665	129,355	130,649	131,956	138,380	139,764	141,162

Approved by the Wasatch Front Regional Council - August 27, 2020 | Wasatch Front Regional Council

2021 – 2026 Tables

2021 – 2026 Transportation Improvement Program (TIP)

SALT LAKE/WEST VALLEY – OGDEN/LAYTON TRANSPORTATION IMPROVEMENT PROGRAM										
PUBLIC TRANSIT PROGRAM										
Grantee	Project Description	Estimated Total Project Cost	Local Share of Project	ESTIMATED 5307 Funds Obligated in FY 2020	Estimated Federal Share and Phasing					
					(Fiscal Year)					
					2021	2022	2023	2024	2025	2026
SALT LAKE/WEST VALLEY URBANIZED AREA FORMULA - SECTION 5307										
UTA	Preventive Maintenance of Buses, Rail Vehicles and Facilities	206,746,694	41,349,339	22,077,130	22,297,922	22,520,901	24,259,028	24,501,618	24,746,634	24,994,101
UTA	ADA Operating Assistance for Paratransit Service	51,686,674	10,337,335	5,519,288	5,574,480	5,630,225	6,064,757	6,125,405	6,186,659	6,248,525
SUBTOTAL: SALT LAKE/WEST VALLEY URBANIZED AREA FORMULA - SECTION 5307		258,433,368	51,686,674	27,596,438	27,872,402	28,151,126	30,323,785	30,627,023	30,933,293	31,242,626
OGDEN/LAYTON URBANIZED AREA FORMULA - SECTION 5307										
UTA	Preventive Maintenance of Buses, Rail Vehicles and Facilities	95,421,970	19,084,394	10,358,484	10,462,069	10,566,690	11,070,417	11,181,121	11,292,932	11,405,862
UTA	ADA Operating Assistance for Paratransit Services	23,855,490	4,771,098	2,589,621	2,615,517	2,641,672	2,767,604	2,795,280	2,823,233	2,851,465
SUBTOTAL: OGDEN/LAYTON URBANIZED AREA FORMULA - SECTION 5307		119,277,460	23,855,492	12,948,105	13,077,586	13,208,362	13,838,021	13,976,401	14,116,165	14,257,327
SALT LAKE/WEST VALLEY URBANIZED AREA FORMULA - SECTION 5307 RELATED LOCALLY FUNDED TRANSIT ENHANCEMENTS										
UTA	LOCALLY FUNDED Security Equipment	2,584,333	516,867	275,964	278,724	281,511	303,238	306,270	309,333	312
OGDEN/LAYTON URBANIZED AREA FORMULA - SECTION 5307 RELATED LOCALLY FUNDED TRANSIT ENHANCEMENTS										
UTA	LOCALLY FUNDED Security Equipment	1,192,775	238,555	129,481	130,776	132,084	138,380	139,764	141,162	142

Wasatch Front Regional Council | Approved by the Wasatch Front Regional Council - August 27, 2020

2020 – 2025 Tables

2021 – 2026 Transportation Improvement Program (TIP)

SALT LAKE/WEST VALLEY – OGDEN/ LAYTON TRANSPORTATION IMPROVEMENT PROGRAM												
PUBLIC TRANSIT PROGRAM												
Sponsor	Project Description	Fund Source (FTA Section)	Estimated Total Project Cost	Local Share of Project	Funds Obligated Through FY 2019	Estimated Federal Funding and Phasing (Fiscal Year)						
						2020	2021	2022	2023	2024	2025	
CAPITAL INVESTMENT PROGRAM - SECTION 5309 NEW STARTS												
UTA	Ogden - WSU Bus Rapid Transit	5309	22,814,302	-	-	46,150,000						
		CMAQ	199,695	2,750,000								
		STP	344,927	3,250,000								1,500,000
			1,991,076	-								
TOTAL: SALT LAKE/WEST VALLEY and OGDEN/ LAYTON URBANIZED AREAS CAPITAL INVESTMENT PROGRAM - SECTION 5309 NEW STARTS			79,000,000	25,350,000	6,000,000	-	46,150,000	-	-	-	-	1,500,000

SALT LAKE/WEST VALLEY – OGDEN/ LAYTON - PROVO-OREM TRANSPORTATION IMPROVEMENT PROGRAM												
PUBLIC TRANSIT PROGRAM												
Sponsor	Project Description	Fund Source (FTA Section)	Estimated Total Project Cost	Local Share of Project	ESTIMATED 5337 Funds Obligated in FY 2019	Estimated Federal Share and Phasing						
						2020	2021	2022	2023	2024	2025	
FORMULA FUNDS - SECTION 5337 STATE OF GOOD REPAIR												
UTA	High Intensity Fixed Guideway & High Intensity Motor Bus State of Good Repair & Preventive Maintenance	5337 State of Good Repair	171,192,841	34,238,568	17,781,947	17,781,947	19,876,550	20,075,315	20,276,068	20,478,829	20,683,617	
TOTAL: SALT LAKE/WEST VALLEY and OGDEN/ LAYTON and PROVO-OREM URBANIZED AREAS FORMULA FUNDS - SECTION 5337 STATE OF GOOD REPAIR			171,192,841	34,238,568	17,781,947	17,781,947	19,876,550	20,075,315	20,276,068	20,478,829	20,683,617	

*Section 5337 State of Good Repair money is only received for fixed guideway systems that have been in operation at least 7 years, and can be used for improvements on the whole system. As fixed guideways become at least 7 years old, the National Transit Database (NTD) will show that increase in fixed guideway miles. The Federal allocation formula will use those new numbers to increase allocations as UTA's rail systems meet this requirement. There is a two year lag for eligible systems to receive funds; one year for it to be reported to NTD Data and one year for it to be used as part of the federal formula.

Wasatch Front Regional Council | Approved by the Wasatch Front Regional Council - August 27, 2020

2021 – 2026 Tables

SALT LAKE/WEST VALLEY – OGDEN/ LAYTON TRANSPORTATION IMPROVEMENT PROGRAM												
PUBLIC TRANSIT PROGRAM												
Sponsor	Year Added to TIP	Project Description	Fund Source (FTA Section)	Estimated Total Project Cost	Federal and Local Funds Obligated Through FY 2020	Local Share of Project 2021-2026	Estimated Federal Funding and Phasing (Fiscal Year)					
							2021	2022	2023	2024	2025	2026
CAPITAL INVESTMENT PROGRAM - SECTION 5309 SMALL STARTS												
UTA		Ogden - WSU BRT - PIN 16934	5309 Small Starts	107,455,378		32,380,378	42,000,000	30,000,000	3,075,000			
		Ogden - WSU BRT - PIN 16934	CMAQ_PM2.5	3,486,003	1,877,079	108,924	1,500,000					
		Ogden - WSU BRT - PIN 16934	STP_URB-OL	1,877,079	1,877,079							
		Ogden - WSU BRT - PIN 15906	STP_URB-OL	1,608,924	1,608,924							
		Ogden - WSU BRT - PIN 14846	CMAQ_PM2.5	1,072,616	1,072,616							
TOTAL: SALT LAKE/WEST VALLEY and OGDEN/ LAYTON URBANIZED AREAS CAPITAL INVESTMENT PROGRAM - SECTION 5309 NEW STARTS				115,500,000	6,435,698	32,489,302	43,500,000	30,000,000	3,075,000	-	-	

SALT LAKE/WEST VALLEY – OGDEN/ LAYTON - PROVO-OREM TRANSPORTATION IMPROVEMENT PROGRAM												
PUBLIC TRANSIT PROGRAM												
Sponsor	Year Added to TIP	Project Description	Fund Source (FTA Section)	Estimated Total Project Cost	Local Share of Project	ESTIMATED 5337 Funds Obligated in FY 2020	Estimated Federal Share and Phasing					
							2021	2022	2023	2024	2025	2026
FORMULA FUNDS - SECTION 5337 STATE OF GOOD REPAIR												
UTA		High Intensity Fixed Guideway & High Intensity Motor Bus State of Good Repair & Preventive Maintenance	5337 State of Good Repair	173,497,976	34,699,595	16,517,549	19,876,550	20,075,315	20,276,068	20,478,829	20,683,617	20,890,453
TOTAL: SALT LAKE/WEST VALLEY and OGDEN/ LAYTON and PROVO-OREM URBANIZED AREAS FORMULA FUNDS - SECTION 5337 STATE OF GOOD REPAIR				173,497,976	34,699,595	16,517,549	19,876,550	20,075,315	20,276,068	20,478,829	20,683,617	20,890,453

*Section 5337 State of Good Repair money is only received for fixed guideway systems that have been in operation at least 7 years, and can be used for improvements on the whole system. As fixed guideways become at least 7 years old, the National Transit Database (NTD) will show that increase in fixed guideway miles. The Federal allocation formula will use those new numbers to increase allocations as UTA's rail systems meet this requirement. There is a two year lag for eligible systems to receive funds; one year for it to be reported to NTD Data and one year for it to be used as part of the federal formula.

| Approved by the Wasatch Front Regional Council - August 27, 2020 | Wasatch Front Regional Council

2020 – 2025 Tables

2021 – 2026 Transportation Improvement Program (TIP)

SALT LAKE/WEST VALLEY TRANSPORTATION IMPROVEMENT PROGRAM											
PUBLIC TRANSIT PROGRAM											
Sponsor	Project Description	Fund Source (FTA Section)	Estimated Total Project Cost	Local Share of Project	5310 Funds Obligated in FY 2019	Estimated Federal Share and Phasing					
						2020	2021	2022	2023	2024	2025
ENHANCED MOBILITY OF SENIORS AND INDIVIDUALS WITH DISABILITIES - SECTION 5310											
Salt Lake City / West Valley City	ADMINISTRATION	5310	592,112	-	-	127,814	66,463	67,792	69,148	70,531	71,942
Salt Lake City / West Valley City	TRADITIONAL 5310 CAPITAL (Vehicles, Mobility Management, ITS)	5310	3,552,673	710,535	-	766,881	398,778	406,754	414,889	423,187	431,650
Salt Lake City / West Valley City	OTHER 5310 CAPITAL (Infrastructure etc.)	5310	296,056	59,211	-	63,907	33,232	33,896	34,574	35,266	35,971
Salt Lake City / West Valley City	5310 OPERATIONS	5310	2,368,449	1,184,224	-	319,534	166,158	169,481	172,870	176,328	179,854
WFRC TOTAL: SALT LAKE/WEST VALLEY URBANIZED AREAS - SECTION 5310 ENHANCED MOBILITY OF SENIORS AND INDIVIDUALS WITH DISABILITIES			6,809,289	1,953,970	-	1,278,135	664,630	677,923	691,481	705,311	719,417
OGDEN/LAYTON TRANSPORTATION IMPROVEMENT PROGRAM											
PUBLIC TRANSIT PROGRAM											
Sponsor	Project Description	Fund Source (FTA Section)	Estimated Total Project Cost	Local Share of Project	5310 Funds Obligated in FY 2019	Estimated Federal Share and Phasing					
						2020	2021	2022	2023	2024	2025
ENHANCED MOBILITY OF SENIORS AND INDIVIDUALS WITH DISABILITIES - SECTION 5310											
Ogden / Layton	ADMINISTRATION	5310	302,166	-	-	38,387	39,154	39,938	40,736	41,551	41,967
Ogden / Layton	TRADITIONAL 5310 CAPITAL (Vehicles, Mobility Management, ITS)	5310	1,812,993	362,599	-	230,320	234,926	239,625	244,418	249,306	251,799
Ogden / Layton	OTHER 5310 CAPITAL (Infrastructure etc.)	5310	151,083	30,217	-	19,193	19,577	19,969	20,368	20,776	20,983
Ogden / Layton	5310 OPERATIONS	5310	755,414	377,707	-	95,967	97,886	99,844	101,841	103,878	104,916
WFRC TOTAL: OGDEN/ LAYTON URBANIZED AREAS - SECTION 5310 ENHANCED MOBILITY OF SENIORS AND INDIVIDUALS WITH DISABILITIES			3,021,655	770,522	-	383,867	391,544	399,375	407,363	415,510	419,665
OGDEN/LAYTON TRANSPORTATION IMPROVEMENT PROGRAM											
PUBLIC TRANSIT PROGRAM											
Sponsor	Project Description	Fund Source (FTA Section)	Estimated Total Project Cost	Local Share of Project	5310 Funds Obligated in FY 2019	Estimated Federal Share and Phasing					
						2020	2021	2022	2023	2024	2025
ENHANCED MOBILITY OF SENIORS AND INDIVIDUALS WITH DISABILITIES - SECTION 5310											
Ogden / Layton	ADMINISTRATION	5310	341,983	-	-	73,821	38,387	39,154	39,938	40,736	41,551
Ogden / Layton	TRADITIONAL 5310 CAPITAL (Vehicles, Mobility Management, ITS)	5310	2,051,899	410,380	-	442,924	230,320	234,926	239,625	244,418	249,306
Ogden / Layton	OTHER 5310 CAPITAL (Infrastructure etc.)	5310	170,992	34,198	-	36,910	19,193	19,577	19,969	20,368	20,776
Ogden / Layton	5310 OPERATIONS	5310	854,958	427,479	-	184,552	95,967	97,886	99,844	101,841	103,878
WFRC TOTAL: OGDEN/ LAYTON URBANIZED AREAS - SECTION 5310 ENHANCED MOBILITY OF SENIORS AND INDIVIDUALS WITH DISABILITIES			3,419,831	872,057	-	738,206	383,867	391,544	399,375	407,363	415,510

Wasatch Front Regional Council | Approved by the Wasatch Front Regional Council - August 27, 2020

2021 – 2026 Tables

2021 – 2026 Transportation Improvement Program (TIP)

OGDEN/LAYTON TRANSPORTATION IMPROVEMENT PROGRAM												
PUBLIC TRANSIT PROGRAM												
Sponsor	Project Description	Fund Source (FTA Section)	Estimated Total Project Cost	Local Share of Project	5310 Funds Obligated in FY 2019	Estimated Federal Share and Phasing						
						2021	2022	2023	2024	2025	2026	
ENHANCED MOBILITY OF SENIORS AND INDIVIDUALS WITH DISABILITIES - SECTION 5310												
Ogden / Layton	ADMINISTRATION	5310	302,166	-	-	38,387	39,154	39,938	40,736	41,551	41,967	
Ogden / Layton	TRADITIONAL 5310 CAPITAL (Vehicles, Mobility Management, ITS)	5310	1,812,993	362,599	-	230,320	234,926	239,625	244,418	249,306	251,799	
Ogden / Layton	OTHER 5310 CAPITAL (Infrastructure etc.)	5310	151,083	30,217	-	19,193	19,577	19,969	20,368	20,776	20,983	
Ogden / Layton	5310 OPERATIONS	5310	755,414	377,707	-	95,967	97,886	99,844	101,841	103,878	104,916	
WFRC TOTAL: OGDEN/ LAYTON URBANIZED AREAS - SECTION 5310 ENHANCED MOBILITY OF SENIORS AND INDIVIDUALS WITH DISABILITIES			3,021,655	770,522	-	383,867	391,544	399,375	407,363	415,510	419,665	
PUBLIC TRANSIT PROGRAM												
Sponsor	Year Added to TIP	Project Description	Fund Source (FTA Sec)	Estimated Total Project Cost	Local Share of Project	2019 Funds	Estimated Federal Funding and Phasing (Fiscal Year)					
							2021	2022	2023	2024	2025	2026
DISCRETIONARY GRANTS												
UTA	2021	TIGER First/Last Mile - PLEASE KEEP AS POSTED IN TIP/STIP LAST YEAR FY 2018 Safety Research and Demonstration Program - Suicide Prevention	FTA 5312	280,000	56,000		224,000					
PUBLIC TRANSIT PROGRAM												
Sponsor	Year Added to TIP	Project Description	Fund Source (FTA Section)	Estimated Total Project Cost	Local Share of Project	Funds Obligated in FY 2019	LOCAL Estimated Phasing					
							2021	2022	2023	2024	2025	2026
OTHER CAPITAL, OPERATING, and MAINTENANCE PROJECTS												
Please see the "Utah Transit Authority Five-Year Capital Plan and Tentative 2021 Budget" at https://www.rideuta.com/About-UTA/UTA-Reports-and-Documents												

| Approved by the Wasatch Front Regional Council - August 27, 2020 | Wasatch Front Regional Council

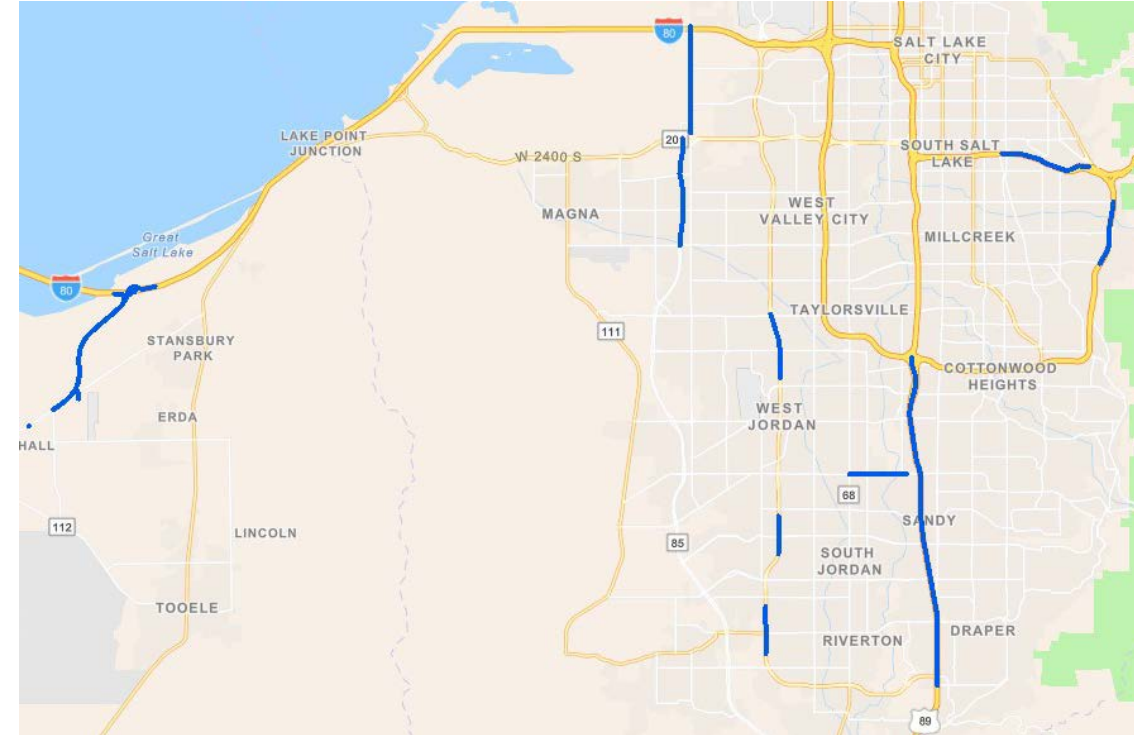


TRANSPORTATION COORDINATING COMMITTEE
November 12, 2020

Current & Upcoming Capacity Projects

PROJECTS

1. **I-15 Northbound; Bangerter Highway to I-215** (Additional NB lane on I-15)
 - \$163M – Complete Spring of 2021
2. **Mountain View Corridor; 4100 South to SR 201** (New Facility)
 - \$356M – Complete Spring of 2021
3. **Porter Rockwell Bridge** (New bridge connecting Porter Rockwell Blvd)
 - \$44M – Complete Fall of 2021
4. **SR 172; 5600 West Railroad Crossing** (2 lanes to 5 lanes)
 - \$83M – Complete Fall of 2021
5. **Midvalley Highway** (New Facility)
 - \$69M – Complete Fall of 2021
6. **Bangerter Three Interchanges** – (Grade Separated Interchanges)
 - \$222M – Complete Spring of 2022
7. **I-80; 1300 E to 2300 E & I-215; 3300 S to 4500 S** – (Additional EB lane on I-80)
 - \$123M – Complete Fall of 2022
8. **SR-209 (9000 S); Redwood Rd. to 700 West** – (5 lanes to 7 lanes)
 - \$34M – Complete Fall of 2023



I-15 Northbound; Bangerter Highway to I-215

PROJECT OVERVIEW




Changes to northbound I-15 will include an additional lane from Bangerter Highway to 9400 South and a collector-distributor (CD) system from 9400 South to I-215.

PROJECT VALUE

\$163 M

SCHEDULE

Construction is anticipated to be complete in the Spring of 2021



Mountain View Corridor; 4100 South to SR 201

PROJECT OVERVIEW

Mountain View Corridor (MVC) is being extended from 4100 South to S.R. 201 in Salt Lake County. The new section of highway will include two lanes in each direction with signalized intersections, biking and walking trails, and a new interchange at SR-201.

PROJECT VALUE

\$356 M

SCHEDULE

Construction is anticipated to be complete in the Spring of 2021



Porter Rockwell Bridge

PROJECT OVERVIEW

The Porter Rockwell Bridge will connect two roadway segments previously built by the City of Bluffdale and UDOT. The Bridge will span the Jordan River, UTA, UPRR, and 4 canals. The roadway will have 5 lanes with the ability to expand to 7 in the future.

Project Value

\$44 M

Schedule

Construction is anticipated to be complete in the Fall of 2021



SR 172; 5600 West Railroad Crossing

PROJECT OVERVIEW


The proposed improvements from SR-201 to I-80 on 5600 West include widening the roadway from two to five lanes, building a bridge over the Union Pacific Railroad (UPRR) tracks, and converting the existing interchange at 5600 West and I-80 to a Diverging Diamond Interchange (DDI).

PROJECT VALUE

\$83 M

SCHEDULE

Construction is anticipated to be complete in the Fall of 2021



Midvalley Highway

PROJECT OVERVIEW

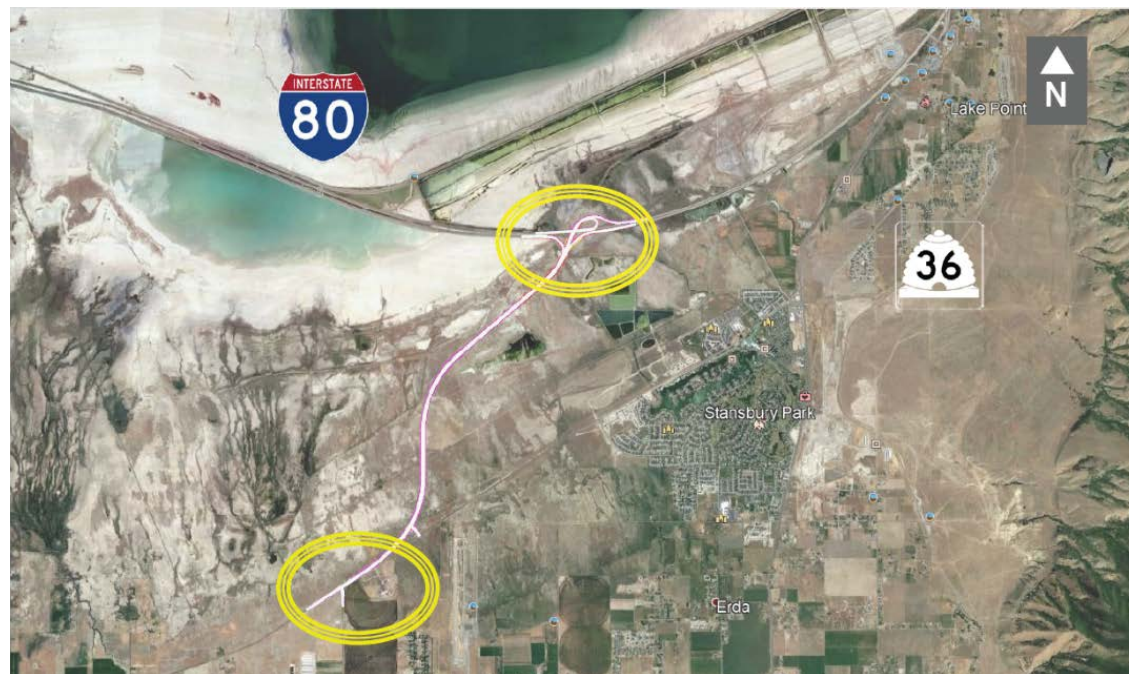
Midvalley Highway (SR-179) will connect S.R. 138 and I-80 in Tooele County. The highway will address traffic congestion on S.R. 36 and the I-80/Lakepoint interchange. It will provide increased north/south transportation capacity, as well as an alternate access road to I-80.

PROJECT VALUE

\$69 M

SCHEDULE

Construction is anticipated to be complete in the Fall of 2021



Bangerter Three Interchanges



PROJECT OVERVIEW

Construction began in Summer 2020 to convert three at-grade intersections to freeway-style interchanges at 6200, 10400, & 12600 South.

PROJECT VALUE

\$222 M

SCHEDULE

Construction is anticipated to be complete in the Spring of 2022



6200 South



10400 South



12600 South

I-80; 1300 E to 2300 E and I-215; 3300 S to 4500 S

PROJECT OVERVIEW

Construction will begin in the Spring of 2021 to add an additional eastbound lane on I-80 and replace the existing concrete pavement from 1300 E to I-215. The bridges crossing I-80 at 1300 E, 1700 E, and 2000 E will also be replaced.

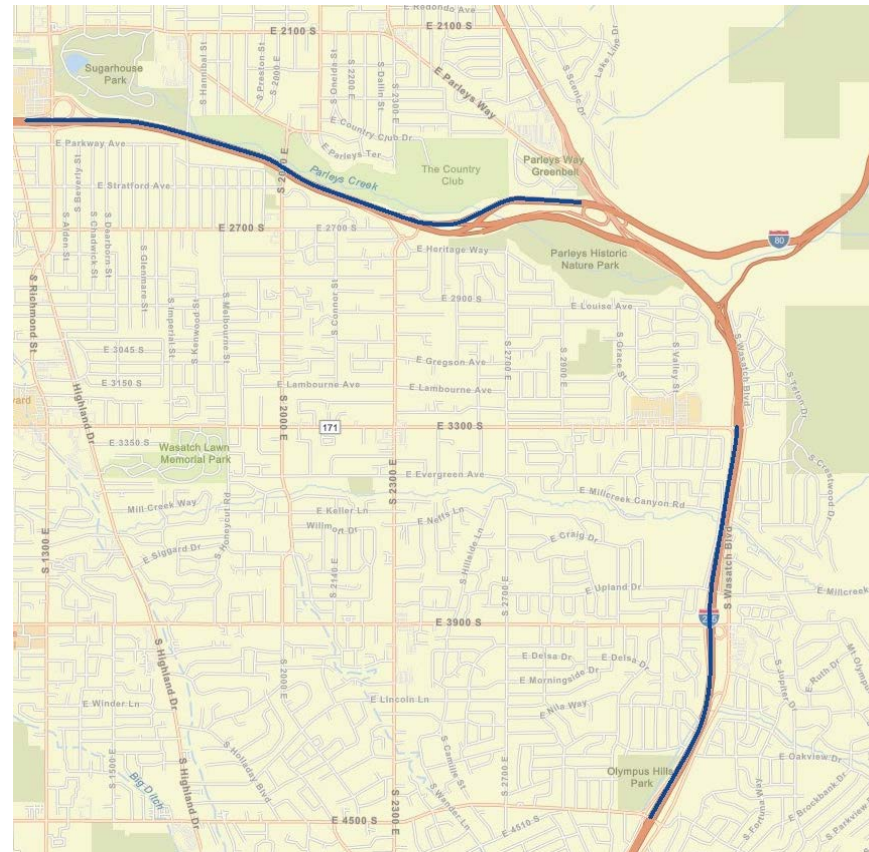
The pavement on I-215 from 3300 S to 4500 S will also be replaced.

PROJECT VALUE

\$123 M

SCHEDULE

Construction is anticipated to be complete in the Fall of 2022



I-80 TRAVEL LANES

I-80 & I-215
RENEWED
Salt Lake East

1300 EAST TO 2300 EAST



SR-209 (9000 S); Redwood Rd. to 700 West

PROJECT OVERVIEW

This project will convert the five lane roadway into a seven lane roadway. The project will also replace the bridge over the Jordan River and add bike lanes on both sides of the roadway.

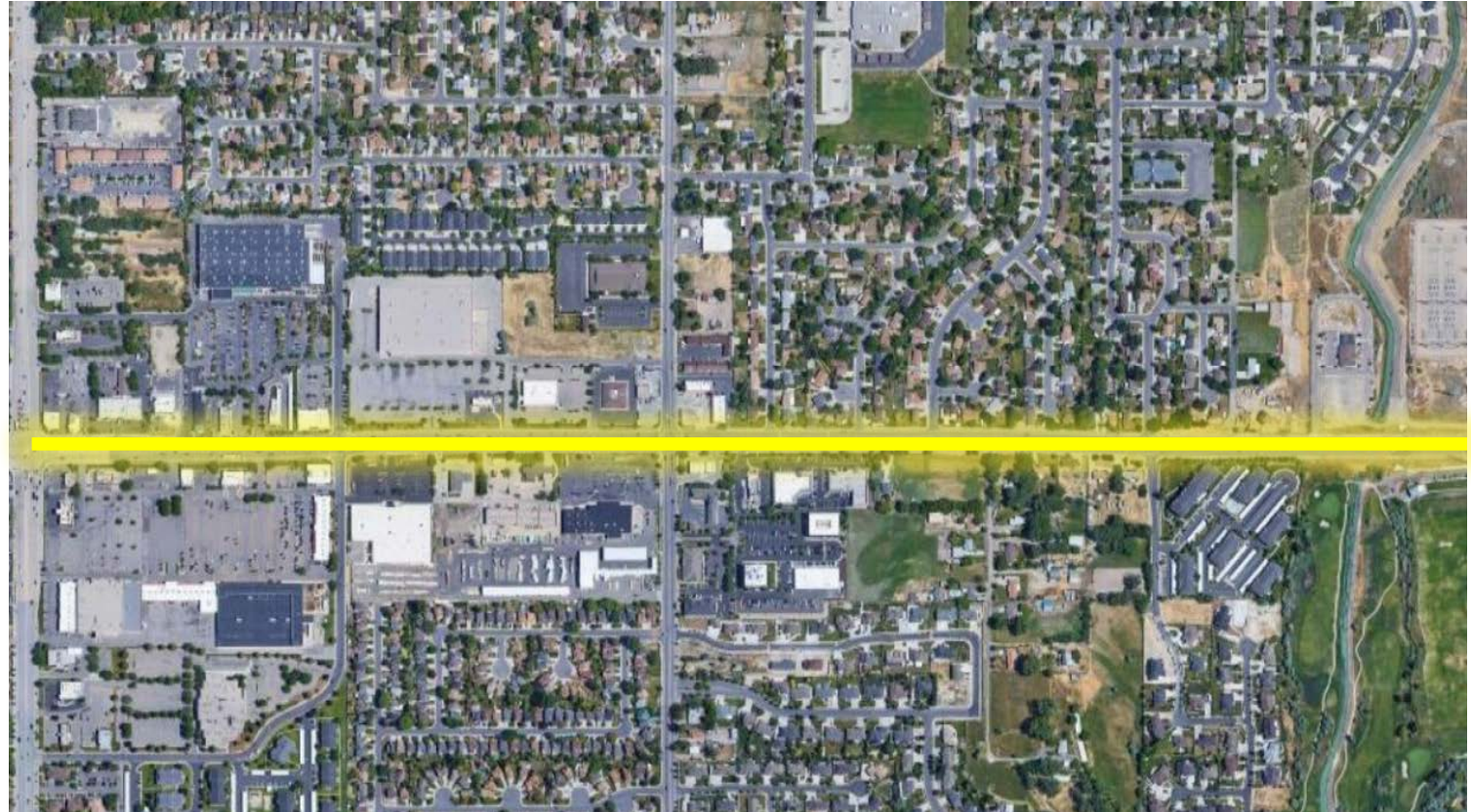
Projected speeds are anticipated to increase from 15 mph to 35 mph during the evening commute.

PROJECT VALUE

\$34 M

SCHEDULE

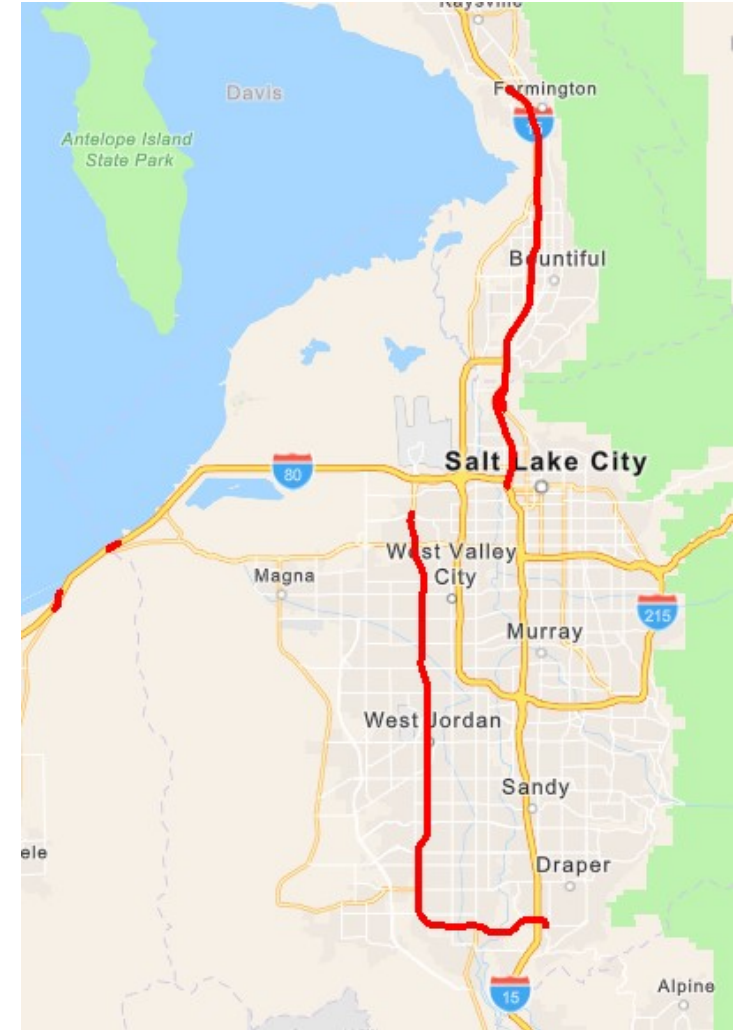
Construction is anticipated to be complete in the Fall of 2023



Other Funded Projects

ADDITIONAL PROJECTS

- 1. I-80; Structure Replacement (MP 101 and 99)**
 - Project Value - \$37M
 - Anticipated completion in the Summer of 2021
- 2. I-15 at 400 S & 600 N; SR-89 at NB I-15**
 - Project Value - 3.9M
 - Anticipated completion in the Fall of 2021
- 3. Bangerter Highway Corridor - Environmental**
 - Project Value - \$8M
 - Remaining intersections on Bangerter Hwy
- 4. I-15; 600 N to Farmington - Environmental**
 - Project Value - \$10M





Region One TIF Projects

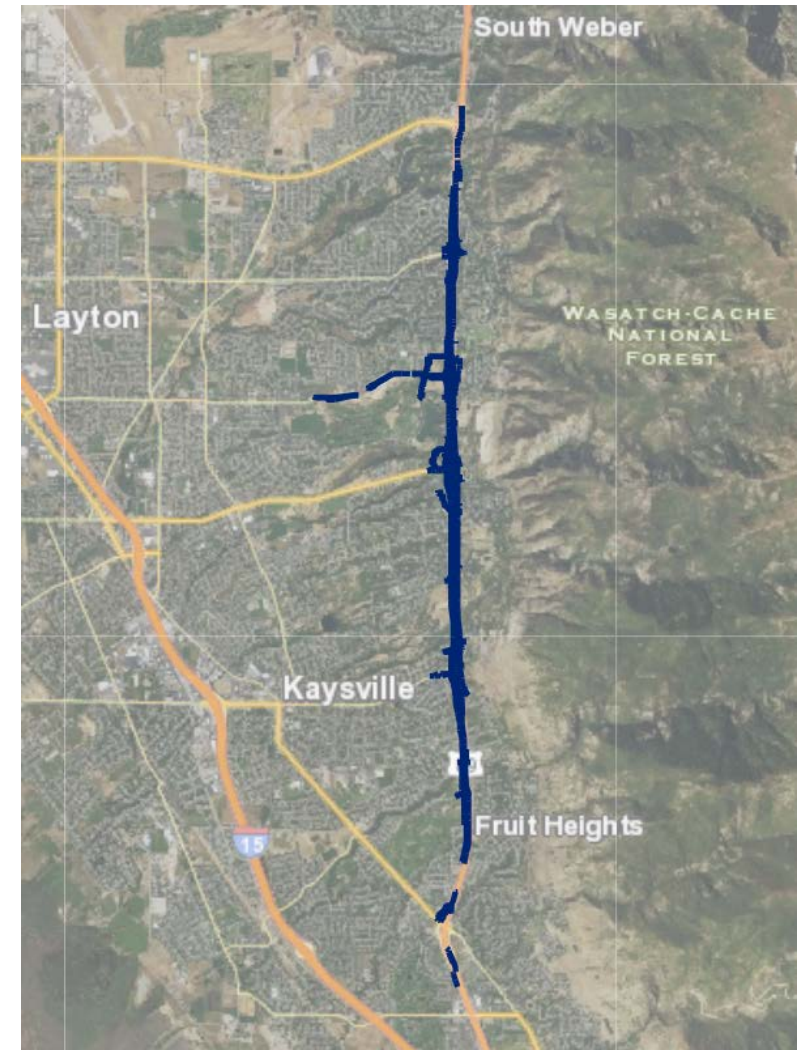
Projects Underway



US-89 FARMINGTON TO I-84

- 8 miles 6-lane freeway
- 4 interchanges
- 2 overpasses
- 150 miles utilities

udot.utah.gov/us89

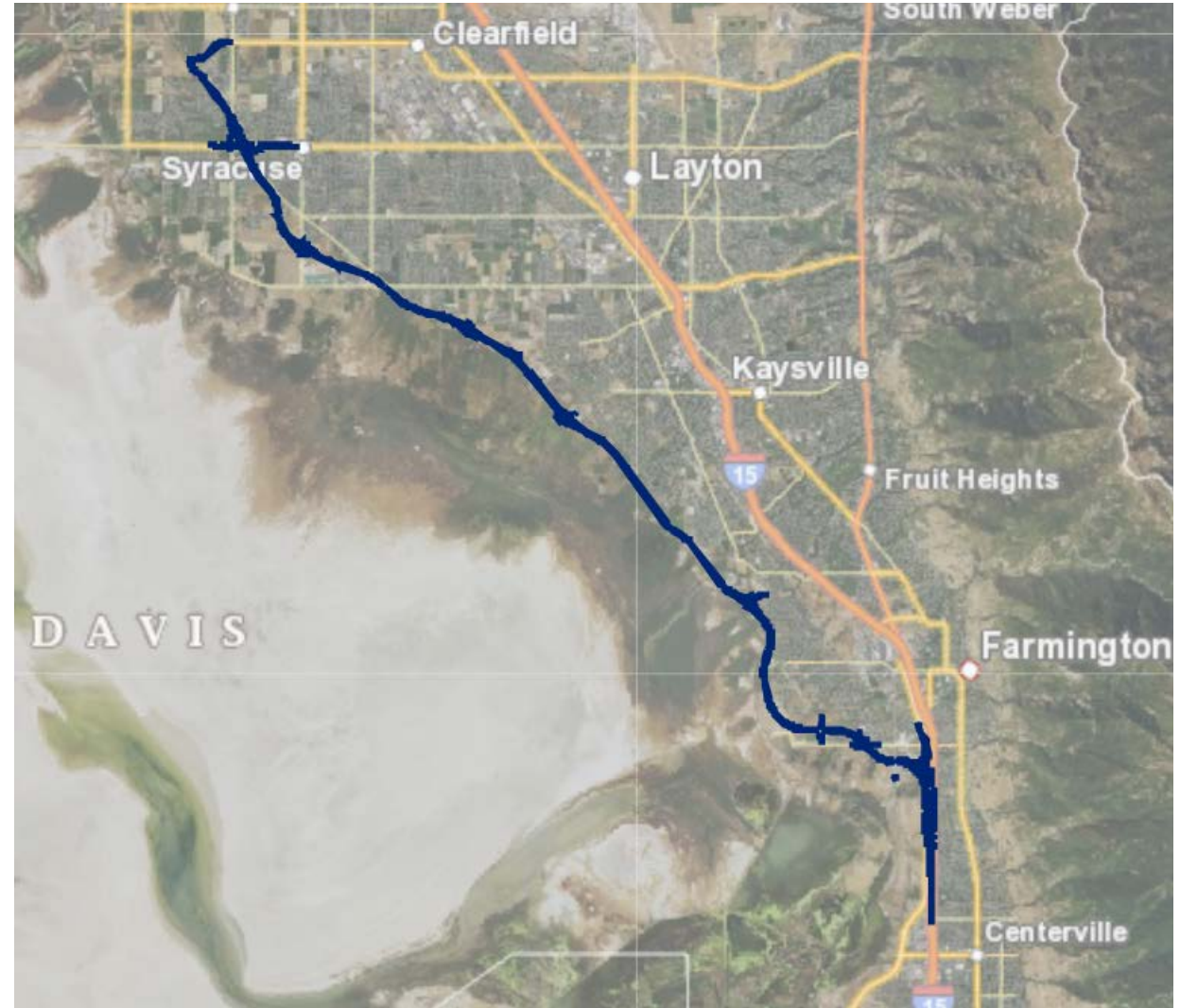


Projects Underway



WEST DAVIS CORRIDOR

- 16 miles 4-lane freeway
- I-15 & Legacy Interchange
- 5 local interchanges
- 8 overpasses



Projects Underway



- Extending the I-15 Express Lanes from Layton Parkway to Riverdale Road
- New, widened I-15 bridges at Church Street and 200 South
- Additional bridge widening and deck replacements
- New ramp meters



Projects Underway

Shepard Lane I-15 Interchange

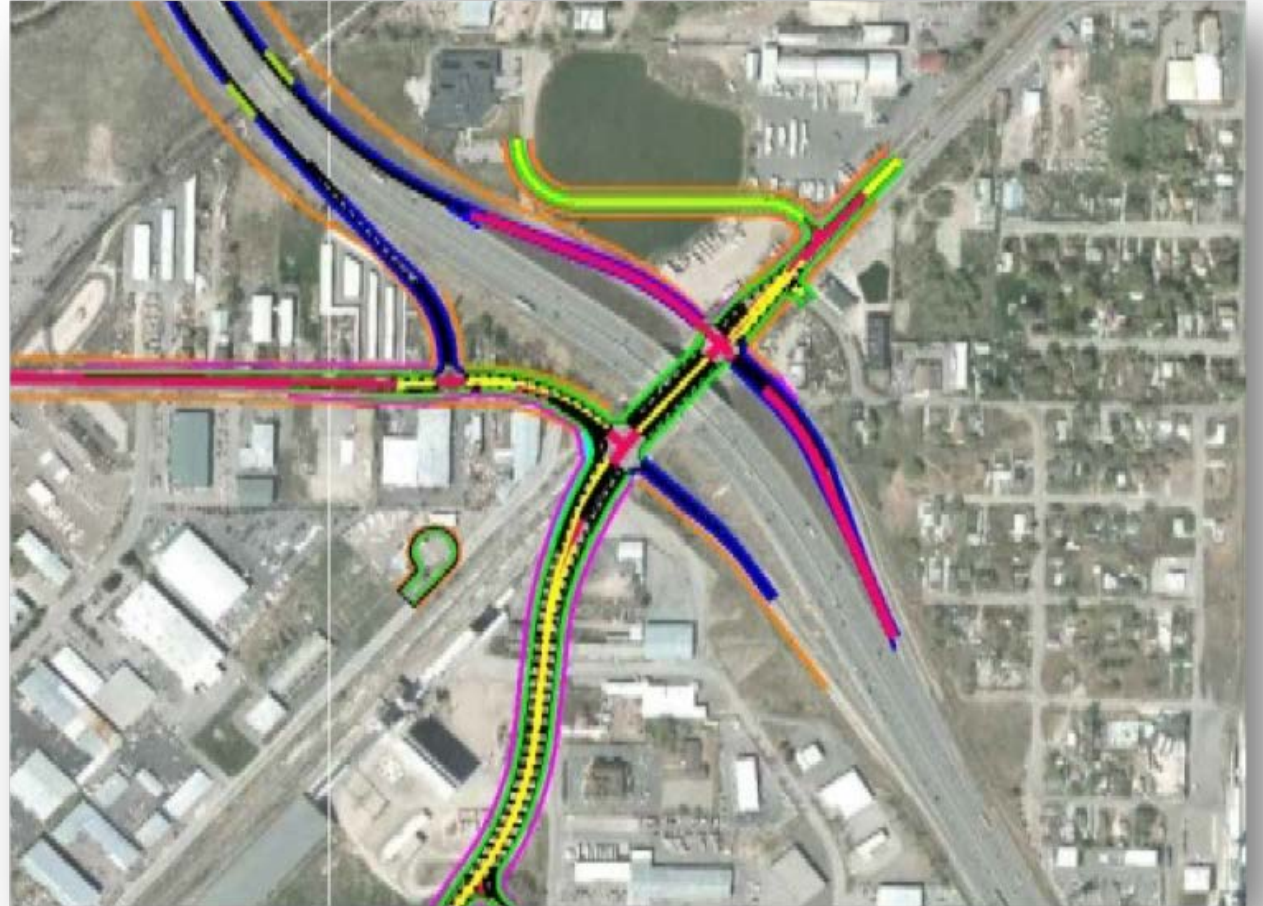
- Finished EIS this year
- Design set to begin later this year
- Coordinating construction to finish at the same time as the West Davis Corridor



Projects Underway

24th Street I-15 Interchange

- Upgrade the existing half interchange of I-15 and SR-53 to a full interchange
- Improve local streets near the interchange
- This will require some road and railroad realignments.

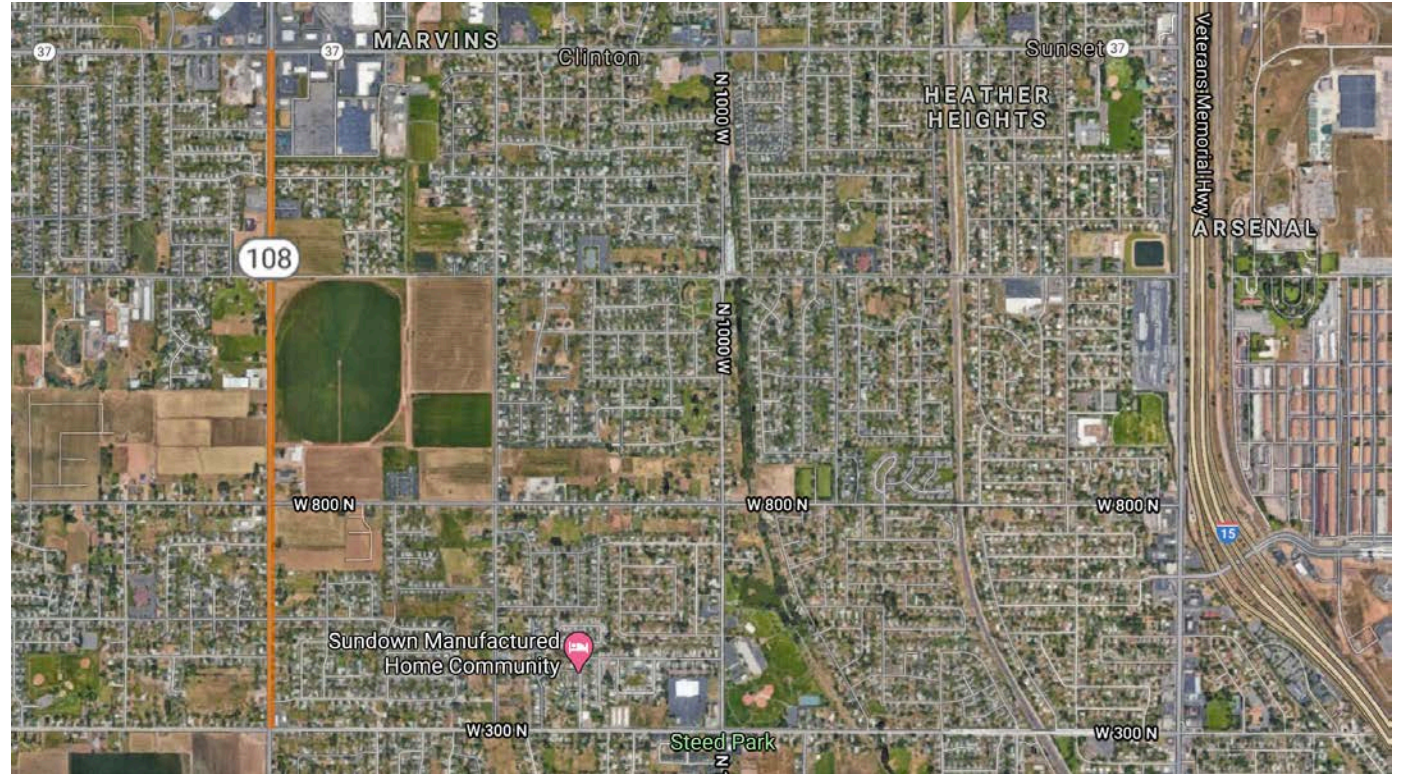


Projects Underway

2000 West IMPROVED

West Point to Clinton

- Widen 2000 West (SR-108) from 300 North through 1800 North, from three to five lanes
- Intersection improvements will be made at 800 North, 1300 North, and 1800 North
- Addition of bike lanes, curb, gutter, and sidewalk will improve safety and accessibility through the corridor as well as promote active transportation



Projects Underway

1800^{SR-37} NORTH

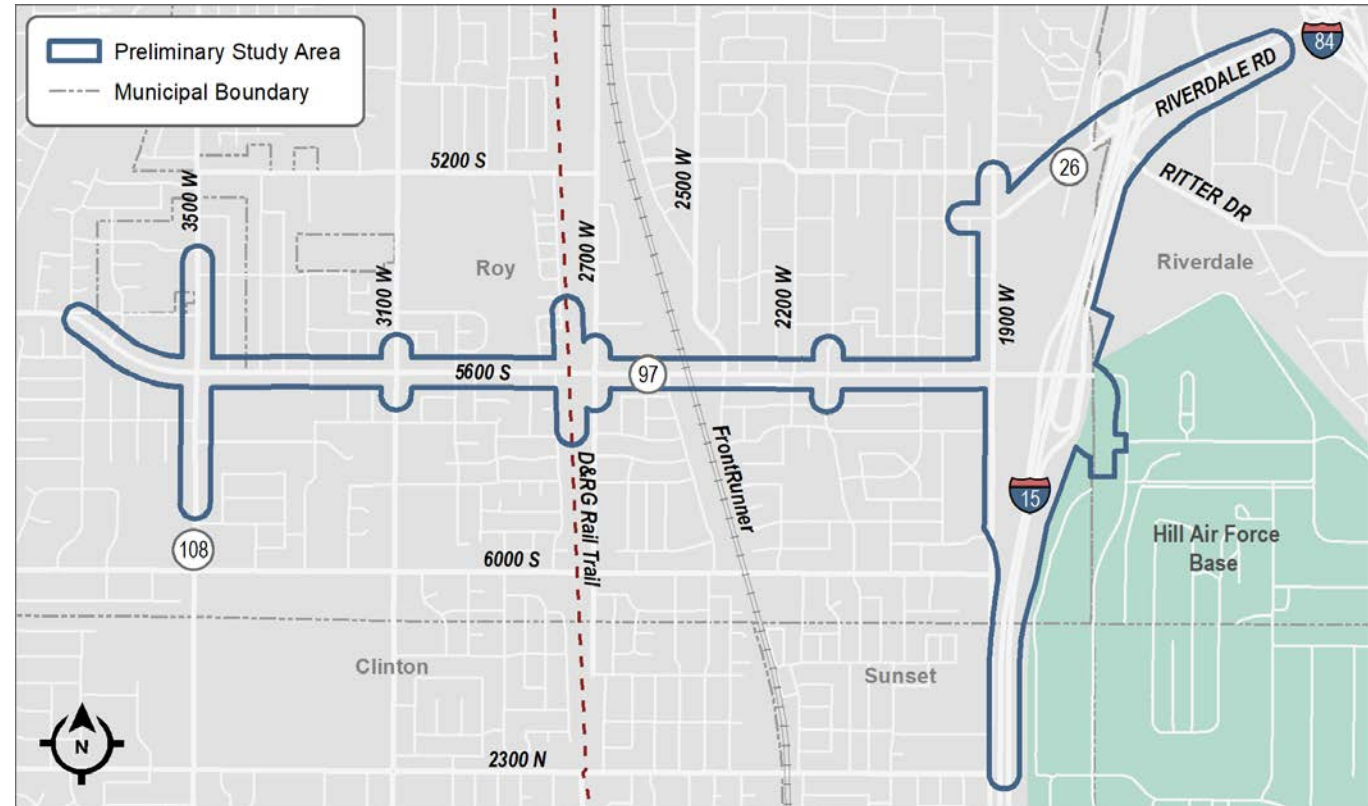
- Add a new I-15 interchange at Falcon Hill
- Environmental Impact Statement completed
- Widening of 1800 W from three to five lanes from S.R. 108 to I-15
- Overpass at 500 W to cross railroad tracks is also planned



Projects Underway

5600 South ENVIRONMENTAL ASSESSMENT 3500 W to I-15

- Improve 5600 South (S.R. 97) from 3500 West (SR-108) to the 5600 South
- Reconfigure the interchange at 5600 S and I-15 to address existing and future congestion, and improve safety



The logo for the Utah Transportation Development Office (UTDOT) features the letters "UTDOT" in a bold, blue, italicized sans-serif font. The letters are closely spaced and have a slight slant to the right. The background of the slide is white with blue and orange diagonal stripes.

 *Keeping Utah Moving*
