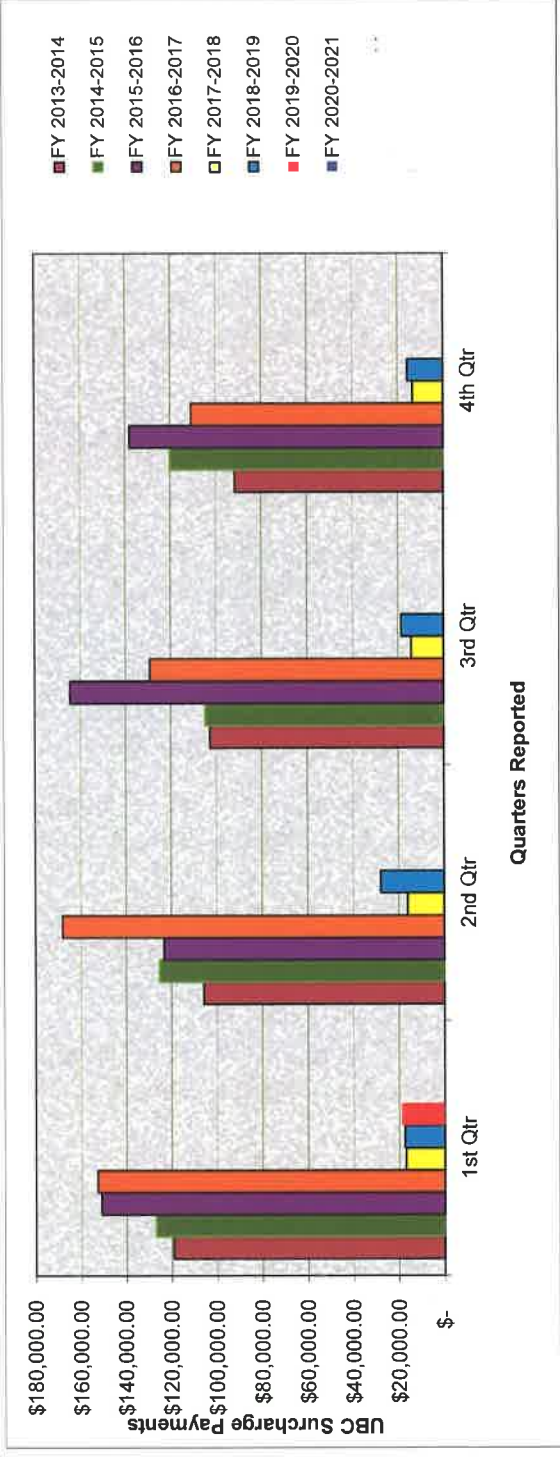


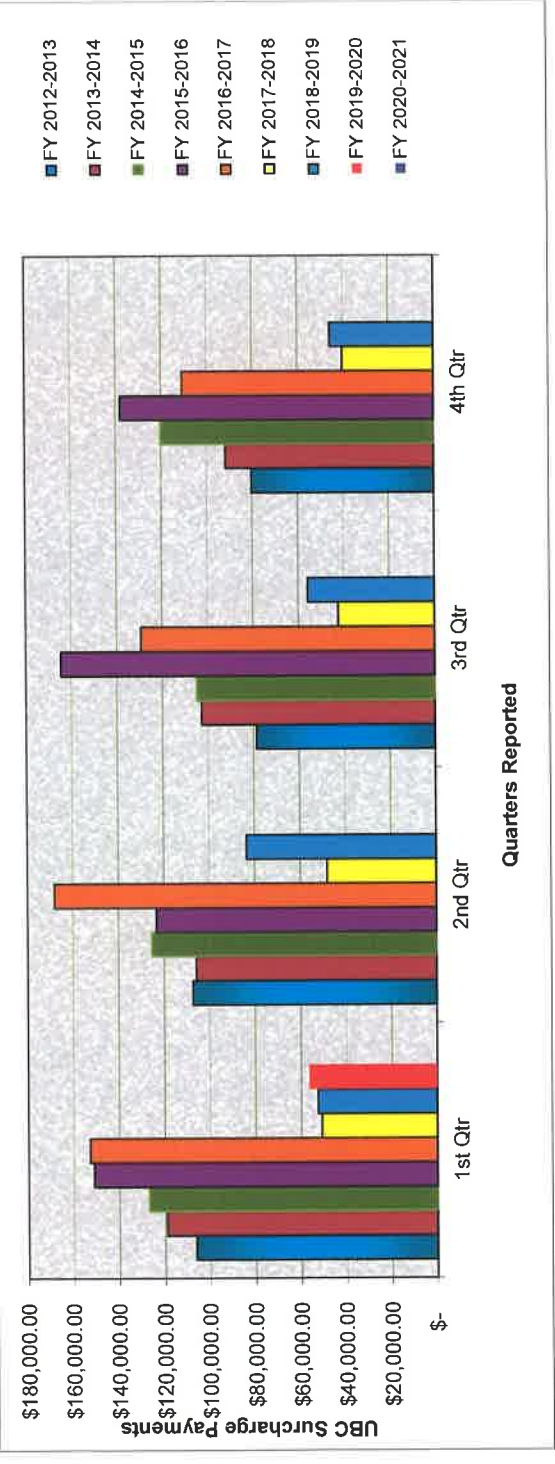
**COMPARISON OF
1% UBC SURCHARGE COLLECTIONS
FY 2013-2021
Building Trades**

Fiscal Year	2013	2014	2015	2016	2017	2018	2019	2020	2021
1st Qtr	\$ 84,695.49	\$ 106,262.49	\$ 119,201.09	\$ 126,847.10	\$ 151,007.08	\$ 152,747.76	\$ 16,980.11	\$ 17,575.00	\$ 18,843.35
2nd Qtr	\$ 84,004.48	\$ 107,454.12	\$ 105,856.59	\$ 125,197.84	\$ 123,163.86	\$ 168,140.57	\$ 16,099.11	\$ 27,823.33	
3rd Qtr	\$ 72,946.39	\$ 78,524.12	\$ 102,723.68	\$ 104,861.90	\$ 164,455.26	\$ 129,104.89	\$ 14,201.85	\$ 18,623.29	
4th Qtr	\$ 66,074.50	\$ 80,243.77	\$ 91,541.81	\$ 120,040.03	\$ 137,935.04	\$ 110,843.87	\$ 13,426.91	\$ 15,643.84	
TOTAL	\$ 307,720.86	\$ 372,484.50	\$ 419,323.17	\$ 476,946.87	\$ 576,561.24	\$ 560,837.09	\$ 60,707.98	\$ 79,665.46	\$ 18,843.35



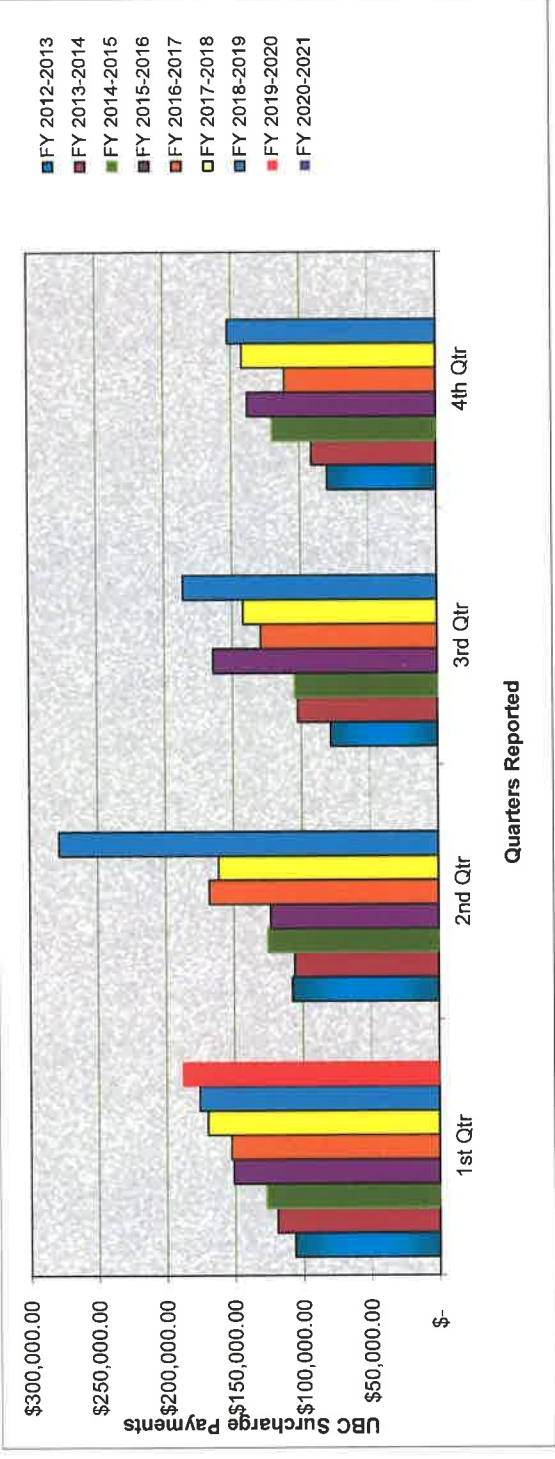
**COMPARISON OF
1% UBC SURCHARGE COLLECTIONS
FY 2013-2021
Inspector Training**

Fiscal Year	2013	2014	2015	2016	2017	2018	2019	2020	2021
1st Qtr	\$ 84,695.49	\$ 106,262.49	\$ 119,201.09	\$ 126,847.10	\$ 151,007.08	\$ 152,747.76	\$ 50,940.33	\$ 52,724.99	\$ 56,530.02
2nd Qtr	\$ 84,004.48	\$ 107,454.12	\$ 105,856.59	\$ 125,197.84	\$ 123,163.86	\$ 168,140.57	\$ 48,297.34	\$ 83,470.00	
3rd Qtr	\$ 72,946.39	\$ 78,524.12	\$ 102,723.68	\$ 104,861.90	\$ 164,455.26	\$ 129,104.89	\$ 42,605.56	\$ 55,869.82	
4th Qtr	\$ 66,074.50	\$ 80,243.77	\$ 91,541.81	\$ 120,040.03	\$ 137,935.04	\$ 110,843.87	\$ 40,280.69	\$ 45,761.02	
TOTAL	\$ 307,720.86	\$ 372,484.50	\$ 419,323.17	\$ 476,946.87	\$ 576,561.24	\$ 560,837.09	\$ 182,123.92	\$ 237,825.83	\$ 56,530.02



**COMPARISON OF
1% UBC SURCHARGE COLLECTIONS
FY 2013-2021**

Fiscal Year	2013	2014	2015	2016	2017	2018	2019	2020	2021
1st Qtr	\$ 84,695.49	\$ 106,262.49	\$ 119,201.09	\$ 126,847.10	\$ 151,007.08	\$ 152,747.76	\$ 169,801.08	\$ 175,749.96	\$ 188,433.39
2nd Qtr	\$ 84,004.48	\$ 107,454.12	\$ 105,856.59	\$ 125,197.84	\$ 123,163.86	\$ 168,140.57	\$ 160,991.13	\$ 278,233.36	
3rd Qtr	\$ 72,946.39	\$ 78,524.12	\$ 102,723.68	\$ 104,861.90	\$ 164,445.26	\$ 129,104.89	\$ 142,018.52	\$ 186,232.85	
4th Qtr	\$ 66,074.50	\$ 80,243.77	\$ 91,541.81	\$ 120,040.03	\$ 137,935.04	\$ 110,843.87	\$ 142,151.38	\$ 152,536.71	
TOTAL	\$ 307,720.86	\$ 372,484.50	\$ 419,323.17	\$ 476,946.87	\$ 576,551.24	\$ 560,837.09	\$ 614,962.11	\$ 792,752.88	\$ 188,433.39



**FY July 1, 2020 - June 30, 2021 UBC
COMBINED BALANCE SHEET & INCOME STATEMENT
For September 1-30, 2020 (Period 3) Building Trades**

REVENUE	BUDGET	RECEIVED	ACTUAL YTD	
Surcharge Fees Projected (estimated only)	\$79,665.46	\$ 2,428.01	\$ 18,843.35	
Carryover Credit from Previous Years (after all payments)	\$ 349,701.60			
Total	\$ 429,367.06			
ADMINISTRATIVE ENCUMBRANCES	BUDGET	PAID	ACTUAL YTD	BALANCE
Salary and Benefits	\$6,600.00	\$ 559.96	\$ 1,325.06	\$5,274.94
Communication Services	\$100.00	\$ 3.29	\$ 9.88	\$90.12
Miscellaneous/Office Supplies & Printing/Library	\$200.00	\$ -	\$ -	\$200.00
Total	\$6,900.00	\$ 563.25	\$ 1,334.94	\$5,565.06
ASSOCIATION FUNDING GRANTS		PAID	ACTUAL YTD	BALANCE
ACI Intermountain Chapter	\$ 20,080.00	\$ -	\$ -	\$ 20,080.00
AIA Utah Chapter	\$ -	\$ -	\$ -	\$ -
APWA Utah Chapter	\$ -	\$ -	\$ -	\$ -
Associated General Contractors - Utah (AGC-Utah)	\$ -	\$ -	\$ -	\$ -
Associated Builders & Contractors of Utah (ABC)	\$ -	\$ -	\$ -	\$ -
Bonneville Chapter ICC	\$ -	\$ -	\$ -	\$ -
Home Builders Association of Utah	\$ -	\$ -	\$ -	\$ -
IEA (Intermountain Electrical Association)	\$ 9,600.00	\$ -	\$ -	\$ 9,600.00
IEC of Utah (Independent Electrical Contractors)	\$ 14,480.00	\$ 1,200.00	\$ 3,000.00	\$ 11,480.00
Iron County Home Builders Association	\$ 8,100.00	\$ -	\$ -	\$ 8,100.00
Park City Area Home Builders Association/PCAHBA	\$ -	\$ -	\$ -	\$ -
Rocky Mountain Gas Association	\$ 36,803.00	\$ 4,033.70	\$ 4,033.70	\$ 32,769.30
Salt Lake Home Builders Association / SLHBA	\$ -	\$ -	\$ -	\$ -
SEAU (Structural Engineers Association)	\$ -	\$ -	\$ -	\$ -
Southern Utah Division of IAEI	\$ -	\$ -	\$ -	\$ -
Southern Utah Home Builders Association / SUHBA	\$ 6,850.00	\$ -	\$ -	\$ 6,850.00
UAPMO	\$ -	\$ -	\$ -	\$ -
Utah Chapter IAEI	\$ -	\$ -	\$ -	\$ -
Utah Construction Suppliers Association	\$ -	\$ -	\$ -	\$ -
Utah Plumbing & Heating Contractors Association	\$ 15,899.60	\$ -	\$ 3,497.87	\$ 12,401.73
Utah Valley Homebuilders Association	\$ -	\$ -	\$ -	\$ -
TOTAL	\$ 111,812.60	\$ 5,233.70	\$ 10,531.57	\$ 101,281.03
TOTAL ENCUMBRANCES	\$118,712.60	\$ 5,796.95	\$ 11,866.51	\$106,846.09
REVENUES (LESS ACTUAL EXPENDITURES)		PAID	ACTUAL YTD	
Total Revenue (Surcharges plus carryovers)			\$ 368,544.95	
Less Actual Expenditures			\$ 11,866.51	
SUBTOTAL (ACTUAL)			\$ 356,678.44	
Less Approved Unpaid Encumbrances			\$ 106,846.09	
TOTAL RESERVES			\$ 249,832.35	

**FY July 1, 2020 - June 30, 2021 UBC
COMBINED BALANCE SHEET & INCOME STATEMENT
For September 1-30, 2020 (Period 3) Inspector Training**

REVENUE	BUDGET	RECEIVED	ACTUAL YTD	
Surcharge Fees Projected (estimated only)	\$237,825.83	\$ 7,284.00	\$ 56,530.02	
Carryover Credit from Previous Years (after all payments)	\$ 631,507.01			
Total	\$ 869,332.84			
ADMINISTRATIVE ENCUMBRANCES	BUDGET	PAID	ACTUAL YTD	BALANCE
Salary and Benefits	\$19,800.00	\$ 1,679.89	\$ 3,975.20	\$15,824.80
Communication Services	\$300.00	\$ 9.91	\$ 29.67	\$270.33
Miscellaneous/Office Supplies & Printing/Library	\$600.00	\$ -	\$ -	\$600.00
Total	\$20,700.00	\$ 1,689.80	\$ 4,004.87	\$16,695.13
ASSOCIATION FUNDING GRANTS		PAID	ACTUAL YTD	BALANCE
ACI Intermountain Chapter	\$ -	\$ -	\$ -	\$ -
Beehive Chapter ICC	\$ 11,000.00	\$ -	\$ -	\$ 11,000.00
Bonneville Chapter ICC	\$ 39,750.00	\$ -	\$ -	\$ 39,750.00
Fire Marshal's Association of Utah	\$ -	\$ -	\$ -	\$ -
Rocky Mountain Gas Association	\$ -	\$ -	\$ -	\$ -
Southern Utah Division IAEI	\$ 2,177.84	\$ -	\$ -	\$ 2,177.84
UAPMO	\$ 22,940.00	\$ -	\$ -	\$ 22,940.00
Utah Chapter IAEI	\$ 18,431.60	\$ -	\$ -	\$ 18,431.60
Utah Chapter ICC	\$ 52,658.00	\$ -	\$ 1,261.66	\$ 51,396.34
TOTAL	\$ 146,957.44	\$ -	\$ 1,261.66	\$ 145,695.78
TOTAL ENCUMBRANCES	\$167,657.44	\$ 1,689.80	\$ 5,266.53	\$162,390.91
REVENUES (LESS ACTUAL EXPENDITURES)		PAID	ACTUAL YTD	
Total Revenue (Surcharges plus carryovers)			\$ 688,037.03	
Less Actual Expenditures			\$ 5,266.53	
SUBTOTAL (ACTUAL)			\$ 682,770.50	
Less Approved Unpaid Encumbrances			\$162,390.91	
TOTAL RESERVES			\$ 520,379.59	

**FY July 1, 2020 - June 30, 2021 UBC
COMBINED BALANCE SHEET & INCOME STATEMENT
For September 1-30, 2020 (Period 3)**

REVENUE	BUDGET	RECEIVED	ACTUAL YTD	
Surcharge Fees Projected (estimated only)	\$ 792,752.88	\$ 24,279.99	\$ 188,433.39	
Carryover Credit from Previous Years (after all payments)	\$ 1,765,592.40			
Total	\$ 2,558,345.28			
ADMINISTRATIVE ENCUMBRANCES	BUDGET	PAID	ACTUAL YTD	BALANCE
Salary and Benefits	\$66,000.00	\$ 5,599.62	\$ 13,250.67	\$52,749.33
Communication Services	\$1,000.00	\$ 32.93	\$ 97.79	\$902.21
Miscellaneous/Office Supplies & Printing/Library	\$2,000.00	\$ -	\$ -	\$2,000.00
Total	\$69,000.00	\$ 5,632.55	\$ 13,348.46	\$55,651.54
ASSOCIATION FUNDING GRANTS		PAID	ACTUAL YTD	
ACI Intermountain Chapter	\$ 20,080.00	\$ -	\$ -	\$ 20,080.00
AIA Utah Chapter	\$ -	\$ -	\$ -	\$ -
APWA Utah Chapter	\$ -	\$ -	\$ -	\$ -
Associated General Contractors - Utah (AGC-Utah)	\$ -	\$ -	\$ -	\$ -
Associated Builders & Contractors of Utah (ABC)	\$ -	\$ -	\$ -	\$ -
Beehive Chapter ICC	\$ 11,000.00	\$ -	\$ -	\$ 11,000.00
Bonneville Chapter ICC	\$ 39,750.00	\$ -	\$ -	\$ 39,750.00
Construction Specifications Institute Inc / CSI	\$ -	\$ -	\$ -	\$ -
Fire Marshal's Association of Utah	\$ -	\$ -	\$ -	\$ -
Home Builders Association of Utah	\$ -	\$ -	\$ -	\$ -
IEA (Intermountain Electrical Association)	\$ 9,600.00	\$ -	\$ -	\$ 9,600.00
IEC of Utah (Independent Electrical Contractors)	\$ 14,480.00	\$ 1,200.00	\$ 3,000.00	\$ 11,480.00
Iron County Home Builders Association	\$ 8,100.00	\$ -	\$ -	\$ 8,100.00
Northern Utah Building Inspectors	\$ -	\$ -	\$ -	\$ -
Park City Area Home Builders Association/PCAHBA	\$ -	\$ -	\$ -	\$ -
Rocky Mountain Gas Association	\$ 36,803.00	\$ 4,033.70	\$ 4,033.70	\$ 32,769.30
Salt Lake Home Builders Association / SLHBA	\$ -	\$ -	\$ -	\$ -
SEAU (Structural Engineers Association)	\$ -	\$ -	\$ -	\$ -
Southern Utah Division IAEI	\$ 2,177.84	\$ -	\$ -	\$ 2,177.84
Southern Utah Home Builders Association / SUHBA	\$ 6,850.00	\$ -	\$ -	\$ 6,850.00
UAPMO	\$ 22,940.00	\$ -	\$ -	\$ 22,940.00
Utah Chapter IAEI	\$ 18,431.60	\$ -	\$ -	\$ 18,431.60
Utah Chapter ICC	\$ 52,658.00	\$ -	\$ 1,261.66	\$ 51,396.34
Utah Construction Suppliers Association	\$ -	\$ -	\$ -	\$ -
Utah Division of Occupational and Professional Licensing	\$ -	\$ -	\$ -	\$ -
Utah Plumbing & Heating Contractors Association	\$ 15,899.60	\$ -	\$ 3,497.87	\$ 12,401.73
Utah Valley Homebuilders Association	\$ -	\$ -	\$ -	\$ -
Ombudsman	\$ -	\$ -	\$ -	\$ -
TOTAL	\$ 258,770.04	\$ 5,233.70	\$ 11,793.23	\$ 246,976.81
TOTAL ENCUMBRANCES	\$327,770.04	\$ 10,866.25	\$ 25,141.69	\$302,628.35
REVENUES (LESS ACTUAL EXPENDITURES)		PAID	ACTUAL YTD	
Total Revenue (Surcharges plus carryovers)			\$ 1,954,025.79	
Less Actual Expenditures			\$ 25,141.69	
SUBTOTAL (ACTUAL)			\$ 1,928,884.10	
Less Approved Unpaid Encumbrances			\$302,628.35	
TOTAL RESERVES			\$ 1,626,255.75	

FY 2020 Unpaid Encumbrances

Associations Funding Grants	2020 Budget	Reimbursements	Unpaid Encumbrances
ACI Intermountain Chapter	\$ 12,180.00	\$ -	\$ 12,180.00
Beehive Chapter ICC	\$ 18,010.00	\$ -	\$ 18,010.00
Bonneville Chapter ICC	\$ 38,050.00	\$ 33,760.00	\$ 4,290.00
IEC of Utah	\$ 16,575.32	\$ 15,890.00	\$ 685.32
Iron County Home Builders Association	\$ 8,650.00	\$ 4,629.07	\$ 4,020.93
Rocky Mountain Gas Association	\$ 34,700.00	\$ 16,342.07	\$ 18,357.93
SEAU (Structural Engineers Association)	\$ 23,960.00	\$ 23,960.00	\$ -
Southern Utah Division IAEI	\$ 2,177.00	\$ 2,163.60	\$ 13.40
Southern Utah Home Builders Association	\$ 10,500.00	\$ 2,190.00	\$ 8,310.00
UAPMO	\$ 18,140.00	\$ 5,255.47	\$ 12,884.53
Utah Chapter IAEI	\$ 19,581.60	\$ 4,456.80	\$ 15,124.80
Utah Chapter ICC	\$ 53,361.00	\$ 32,233.78	\$ 21,127.22
Utah Plumbing & Heating Contractors Association	\$ 15,420.00	\$ 3,585.00	\$ 11,835.00
TOTAL	\$ 271,304.92	\$ 144,465.79	\$ 126,839.13

Building Trades Totals	\$ 121,985.32	\$ 66,596.14	\$ 55,389.18
Inspector Training Totals	\$ 149,319.60	\$ 77,869.65	\$ 71,449.95
TOTAL	\$ 271,304.92	\$ 144,465.79	\$ 126,839.13

orig grant \$2177.84
amt req. \$

REQUEST FOR REIMBURSEMENT

(Submit after completion date of the training program)

Event Title Requirements of the NEC & Introduction to NFPA 70E

Event Dates: September 11, 2020

We, the sponsors of the proposed training, are requesting reimbursement for the following costs which we have incurred and for which we have attached an invoice, the original receipts, a roster of attendees, and a copy of the training announcement, advertising and agenda.

Select one:

- We provided the training program as outlined in our original application.
- We provided the training program as outlined in our original application but request committee approval for additional reimbursement above the lesser of the \$10 per student hour or cost of approved actual expenditures.
- We did not hold the training as outlined in the original application but are requesting reimbursement for allowable expenses.

Organization Name: Southern Utah Division of IAEE Federal ID #: 87-0548602

Location of Training: St. George UT - Red Lion

City: St. George State: Utah Zip: 84770

Contact Person: Cody Mitchell Email: cmitchell@ivins.com

Phone: 435.634.9753 Fax: 435.656.2286

Original Grant Approval Amount: \$2177.84

EDUCATIONAL EXPENDITURES

1. Total Instructor Fees and Travel/Meals (Total a and b below): \$ 1852.98
 - a. Instructor Fees \$1500.00
 - b. Instructor Travel (total I-iv): \$
 - i. airfare \$
 - ii. mileage \$228.76
 - iii. meals \$
 - iv. other (please specify): \$124.22 Hotel
2. Textbooks, Workbooks, Code Update Books: \$
Titles: _____
3. Facility Costs: \$ 346.00
4. Audio Visual Equipment: \$
5. Printing: \$
6. Postage and Handling: \$
7. Other (please specify): \$
- Total of Educational Expenditures (Total Line 1-7): \$ ~~346.00~~ 2198.98

ACTUAL COST PER STUDENT

1. Number of actual licensed students in attendance: 55
Approximate Ratio: Inspectors 14 % Construction-Trades 86 %
2. Training Duration in hours: 8
3. Total hours of training (line 1 X line 2) 440
Maximum Reimbursable Amount (Line 3 X \$10): \$ 4400.00

REIMBURSEMENT

Total Reimbursement Requested*: \$ 2198.98
*Lower of Total Educational Expenditures (pg. 1) or Maximum Reimbursable Amount (pg. 2)

I/we hereby verify that these expenses have been paid by our organization. I/we further verify that the instructor (if training was held) was adequately qualified by education and experience to teach the course, and was adequately prepared to teach the course by making an outline of the program, making appropriate audio or visual aids, preparing or arranging for handouts or study guides, arranging for any needed equipment and provided the training for the full time period and subject matter presented in the funding request.

I/we also verify we have engaged in good faith negotiations to obtain the best reasonable value for the costs associated above.

Name of Authorized Representative (Print) Cody Mitchell Title: 2nd Vice Pres

Signature: *Cody Mitchell* Date: 10/6/2020

OFFICIAL USE ONLY:		
Purpose: <u>Funding Request</u>	Org: <u>2181</u>	Amount: \$ <u>2182</u>
Bureau Manager: _____	Date: _____	
Division Director: _____	Date: _____	
Department Director: _____	Date: _____	