SOUTH SALT LAKE
CITY ON THE MOVE

CITY COUNCIL

MEMBERS:

LEANNE HUFF
COREY THOMAS
SHARLA BYNUM
PORTIA MILA
SHANE SIWIK
NATALIE PINKNEY
RAY DEWOLFE

220 E MORRIS AVE
SUITE 200
SOUTH SALT LAKE CITY
UTAH
84115
P 801.483.6027
F 801.464.6770
TTY: 711
SSLC.COM

South Salt Lake City Council
AMENDED REGULAR MEETING AGENDA

Public notice is hereby given that the South Salt Lake City Council will hold a Regular Meeting on **Wednesday, June 17, 2020.** This meeting will be an electronic meeting commencing at **7:00 p.m.,** or as soon thereafter as possible. There will be no Council Members at the anchor location of South Salt Lake City Hall and Council Members will connect remotely through a Zoom meeting.

Conducting: Sharla Bynum
Council Chair: Sharla Bynum

Opening Ceremonies

1. Welcome/Introductions — Sharla Bynum
2. Serious Moment of Reflection — Ray deWolfe

No Action Comments

1. Scheduling — City Recorder
2. Mayor Comments
3. Citizen's Comments
4. City Attorney Comments
5. City Council Comments
6. Information
    a. COVID-19 Update
    b. Men's Homeless Resource Center Update

Action Items

UNFINISHED BUSINESS

1. A Resolution Authorizing City Pick Up of Public Safety and Firefighter Employee Retirement Contributions

2. An Ordinance of the South Salt Lake City Council Adopting the Budget and Property Tax Rate for the South Salt Lake City Fiscal Year July 1, 2020 through June 30, 2021

3. An Ordinance of the South Salt Lake City Council Repealing and Replacing Chapter 8.28

Motion for Closed Meeting

Adjourn

Posted June 15, 2020

Those needing auxiliary communicative aids or other services for this meeting should contact Craig Burton at 801-483-6027, giving at least 24 hours' notice.

If you would like to make a public comment, please log onto Zoom link below. You will be instructed on how to participate in public comments at the beginning of the meeting. For questions please call Ariel Andrus at 801-483-6019.

https://zoom.us/j/98790513012?pwd=VkFsbkIySkprcktseW90RThTdkxFQT09
Password: 522830

Or iPhone one-tap :
US: +12532158782,,98790513012# or +13462487799,,98790513012#
Or Telephone:
Dial(for higher quality, dial a number based on your current location):
US: +1 253 215 8782 or +1 346 248 7799 or +1 669 900 6833 or +1 301 715 8592 or +1 312 626 6799 or +1 929 205 6099 or 877 853 5257 (Toll Free) or 888 475 4499 (Toll Free)
Webinar ID: 987 9051 3012

Citizen Comments/Question Policy

Time is made available for anyone in the audience to address the Council and/or Mayor concerning matters pertaining to City business. When a member of the audience addresses the Council and/or Mayor, he or she will come to the podium and state his or her name and address. Citizens will be asked to limit their remarks/questions to five (5) minutes each. In meetings during which numerous individuals wish to comment, the time for all citizen comments may be limited to three (3) minutes each, at the discretion of the conducting Council Member. The conducting Council Member shall have discretion as to who will respond to a comment/question. In all cases the criteria for response will be that comments/questions must be pertinent to City business, that there are no argumentative questions and no personal attacks. Some comments/questions may have to wait for a response until the next regular council meeting. The conducting Council Member will inform a citizen when he or she has used the allotted time. Grievances by City employees must be processed in accordance with adopted personnel rules.

CITY OF SOUTH SALT LAKE
CITY COUNCIL MEETING

COUNCIL MEETING	Wednesday, June 17, 2020 7:00 p.m.
CITY OFFICES	220 East Morris Avenue South Salt Lake, Utah 84115
PRESIDING	Council Chair Sharla Bynum
CONDUCTING:	Sharla Bynum
SERIOUS MOMENT OF REFLECTION/ PLEDGE OF ALLEGIANCE	Ray deWolfe

COUNCIL MEMBERS PRESENT:

Sharla Bynum, Ray deWolfe, LeAnne Huff, Portia Mila, Natalie Pinkney, Shane Siwik and Corey Thomas

STAFF PRESENT:

Mayor Wood
Charee Peck, Chief of Staff
Hannah Vickery, City Attorney
Kyle Kershaw, Finance Director
Jack Carruth, Police Chief
Terry Addison, Fire Chief
Dennis Pay, City Engineer
Aaron Wiet, Parks and Recreation Director
Mont Roosendaal, Public Assets Director
Alexandra White, Community Development Director
Lisa Forrester, Court Administrator
Lindsey Edwards, Homeless Outreach and Strategies Director
Randy Sant, Economic Development Consultant
Sean Lewis, Deputy Community Development Director
Dave Alexander, Streets Division Manager
Tory Laws, Wastewater Division Manager
Julie Taylor, Public Relations Coordinator
Scott Turnblom, IT Manager
Danielle Croyle, Public Information Officer
Crystal Makin, Staff Accountant
BJ Allen, GIS Specialist/IT
Calvin Henninger, Website Design
Craig Burton, City Recorder
Ariel Andrus, Deputy City Recorder

NO ACTION COMMENTS

1. **SCHEDULING.** The City Recorder informed those at the meeting of upcoming events, meetings, activities, etc.

2. **MAYOR COMMENTS.** Mayor Wood clarified parts of the police department budget. In the 2020/2021 budget being considered tonight 28% of the budget is allocated to the police department. Some have asked about the increase of 7.5 million in 2018 to 10.2 million in the proposed 2021 budget. There are three factors for this increase, one is the homeless resource center mitigation funds, two raises and increases in salaries and three is due to the new elementary school and the need for new crossing guards for that school. She also addressed the current nationwide discussion regarding the need for providing more funding for community services. South Salt Lake's Promise Program does an excellent job addressing the needs of the community including help with mental health, equity, safety and education. These services are primarily grant funded but some of those funds will decrease due to the COVD-19 impact. The City will continue to seek funds to continue to offer services to the community.

3. **CITIZEN'S COMMENTS. Neil Christiansen.** He asked if the Council was going to be discussing the Citizen Review Board tonight.

   Council Chair Bynum said this Citizen Review Board discussion is going to be discussed on the July 8 work meeting.

   Mr. Christiansen asked questions of what the Citizen Review Board will be doing and how it will be organized.

   Council Chair Bynum said they will discuss some of the practices that West Valley uses for their Review Board as the starting point for this Board in South Salt Lake and the Board will consist of South Salt Lake residents and business owners. More details will be discussed at the July 8 Work Meeting.

   Susan Bowlden. She thanked Mayor Wood, the City Council and Police Chief, Jack Carruth, for everything they do for the community. She is proud of how quickly everyone has started working together to address nationwide concerns. There was a rally in Cottonwood Heights that she attended and South Salt Lake resident, Darlene McDonald, spoke at this rally and offered some really good information. She thanks everyone for keeping citizens informed and she also asked questions about the Citizen Review Board.

4. **CITY ATTORNEY COMMENTS**. None

5. **CITY COUNCIL COMMENTS.** Council Member Pinkney thanked Council Member deWolfe for his moment of reflection and the information given about Juneteenth. She referred to an article in the Salt Lake Tribune

giving details on all the Juneteenth events that are going on in Salt Lake County and in Ogden.

Council Member deWolfe said he has received quite a few emails from citizens regarding action being taken in the City Police Department, action such as a Citizen Review board. He also addressed the defund the police message and what that means. He reviewed the Police Department budget and 85% of the budget is going towards benefits and salary and that is because Chief Carruth wants the best and most well trained officers. These officers must be paid well in order to retain them in South Salt Lake. He also attended the rally in Cottonwood Heights and said he saw people holding Black Lives Matter signs while also holding signs in support of the police. It is okay to support both and it is okay to feel conflicted during this time in the United States.

Council Chair Bynum said she has had emails from residents as well similar to the emails Council Member deWolfe received. She has had some great conversations with individuals about the Promise program in the City and all the wonderful resources that program provides and she is committed to continuing to support Promise. On July 8th the Council is going to start discussing the Citizen Review Board and what that may look like and on July 22nd Chief Carruth is going to give a presentation on police officer training and what that looks like in South Salt Lake. She is proud of South Salt Lake, the Mayor, the City Council and Chief Carruth and how wonderfully everyone is responding to what is going on in the Country.

Council Member Mila thanked Council Member deWolfe for speaking about Juneteenth in the moment of reflection. She had never learned about Juneteenth until recently and is so happy that it is being talked about more. She encouraged everyone to learn more about Juneteenth and attend an event if able.

6. INFORMATION

a. **COVID-19 Update.** Fire Chief, Terry Addison, gave the Council a brief update on the COVID situation in Salt Lake County and South Salt Lake. The Unified Command is finishing up the tiered opening plan for City facilities and Mayor Wood will present that to the Council at an upcoming meeting.

b. **Men's Resource Center Update.** Homeless Outreach and Strategies Director, Lindsey Edwards, gave the Council an update on the testing initiative at the Men's Resource Center that happened in May and the plan for continued testing at that facility.

ACTION ITEMS

UNFINISHED BUSINESS

1. **A Resolution Authorizing City Pick Up of Public Safety and Firefighter Employee Retirement Contributions.** Finance Director, Kyle Kershaw, presented this Resolution to the Council. A copy is attached and incorporated by this reference.

   Council Member Mila made a motion to approve this Resolution

MOTION: Portia Mila
SECOND: Natalie Pinkney
Roll Call Vote:
Bynum: Yes
deWolfe: Yes
Huff: Yes
Mila: Yes
Pinkney: Yes
Siwik: Yes
Thomas: Yes

2. **An Ordinance of the South Salt Lake City Council Adopting the Budget and Property Tax Rate for the South Salt Lake City Fiscal Year July 1, 2020 to June 30, 2021.** Mr. Kershaw presented the City Budget Ordinance to the Council. This Ordinance includes the certified tax rate. A copy is attached and incorporated by this reference. He said that the City's liability insurance came back at a much higher rate than expected. There are a few projects that will be carried over into the FY 2021 budget because they weren't quite complete.

   Council Member Mila made a motion to approve this Ordinance.

MOTION: Portia Mila
SECOND: LeAnne Huff
Roll Call Vote:
Bynum: Yes
deWolfe: Yes
Huff: Yes
Mila: Yes
Pinkney: Yes
Siwik: Yes
Thomas: Yes

3. **An Ordinance of the South Salt Lake City Council Repealing and Replacing Chapter 8.28.** Council Chair Bynum said this was discussed in the Work Meeting and a straw poll was done on support of this Ordinance.

Council Member Mila made a motion to approve this Ordinance

MOTION: Portia Mila
SECOND: LeAnne Huff
Roll Call Vote:

Bynum:	Yes
deWolfe:	Yes
Huff:	Yes
Mila:	Yes
Pinkney:	Yes
Siwik:	No
Thomas:	No

Council Member Thomas took a point of personal privilege and said she wished this Ordinance would have be more narrowed down.

Council Member Siwik took a point of personal privilege and said he understands the need for Public Safety to be protected but feels this Ordinance has required residents taking care of sick people to proactively report that disease to the fire department and that goes too far in his opinion.

Council Member Mila made a motion to adjourn

MOTION: Portia Mila
SECOND: Ray deWolfe
Voice Vote:

Bynum:	Yes
deWolfe:	Yes
Huff:	Yes
Mila:	Yes
Pinkney:	Yes
Siwik:	Yes
Thomas:	Yes

The meeting adjourned at 7:46 p.m.

Ray deWolfe, Council Vice-Chair

Craig D. Burton, City Recorder

RESOLUTION NO. R2020-11

A RESOLUTION AUTHORIZING CITY PICK UP OF PUBLIC SAFETY AND FIREFIGHTER EMPLOYEE RETIREMENT CONTRIBUTIONS

WHEREAS, the City employs employees who are eligible for and participate as members in the new Public Safety and Firefighter Tier II Contributory Retirement System administered by the Utah Retirement Systems; and

WHEREAS, during the 2020 General Session, the Utah Legislature passed S.B. 56, which amended certain portions of the Utah Code including Utah Code Ann. § 49-23-301; and

WHEREAS, those amendments and 26 U.S.C. § 414(h)(2) (Internal Revenue Code) allow the City to pick up and pay required employee contributions on behalf of eligible employees; and

WHEREAS, the City desires to pick up those required contributions;

Now, therefore, BE IT RESOLVED, by the South Salt Lake City Council that:

1. The City, beginning July 1, 2020, shall prospectively pick up and pay required employee contributions for all employees who are members of the New Public Safety and Firefighter Tier II Contributory Retirement System.
2. That the picked up contributions shall be designated as employee contributions for state law purposes but are being paid by the City in lieu of the required employee contributions.
3. That the picked up contributions will not be included in the gross income of the employees for tax reporting purposes until distributed from the Utah Retirement Systems in order for those contributions to appropriately be treated as employer contributions under the Internal Revenue Code.
4. That the picked up contributions are a supplement and not a salary reduction for the employees.
5. That from and after the date of this pick up, a state employee may not have a cash or deferred election right with respect to the designated employee contributions, including that the employees may not be permitted to opt out of the pick up and may not be entitled to any option of choosing to receive the contributed amounts directly instead of having them paid by the City on behalf of its employees to the Utah Retirement Systems.
6. This Resolution is effective on July 1, 2020 unless otherwise restricted by state or federal law.

(signatures appear on separate page)

APPROVED AND ADOPTED by the City Council of the City of South Salt Lake, Utah, on this 17 day of June, 2020.

BY THE CITY COUNCIL:

Sharla Bynum, Council Chair

Council vote as recorded:

Bynum	Yes
deWolfe	Yes
Huff	Yes
Mila	Yes
Pinkney	Yes
Siwik	Yes
Thomas	Yes

ATTEST:

~~Craig D. Burton~~, City Recorder - Deputy

Ariel Andrus

CITY OF SOUTH SALT LAKE
SALT LAKE COUNTY, UTAH
SEAL

ORDINANCE NO. 2020-07

AN ORDINANCE OF THE SOUTH SALT LAKE CITY COUNCIL ADOPTING THE BUDGET AND PROPERTY TAX RATE FOR SOUTH SALT LAKE CITY FISCAL YEAR JULY 1, 2020 THROUGH JUNE 30, 2021

WHEREAS, the South Salt Lake City Council (the "Council") met in regular session on June 17, 2020 to consider, among other things, adopting a final budget for the fiscal year beginning July 1, 2020 and ending June 30, 2021; and

WHEREAS, on May 13, 2020 the Budget Officer of the City of South Salt Lake (the "City") submitted to the Council a tentative budget (the "Tentative Budget") which was prepared and made available to the public in accordance with state law;

WHEREAS, on May 13, 2020 the Council acknowledged and received the Tentative Budget which was officially placed in the City Recorder's office for inspection by the general public; and

WHEREAS, a duly noticed public hearing was held on June 3, 2020, as prescribed by The Uniform Fiscal Procedures Act for Utah Cities; and

WHEREAS, the City has published the necessary notice, held the public hearing required, and has duly and fully considered the proposed budget and all items therein.

NOW THEREFORE, BE IT ORDAINED, by the City Council of the City of South Salt Lake as follows:

SECTION I: The Tentative Budget attached hereto, as amended, and incorporated herein by this reference, is hereby appropriated for the corporate purposes and objects of the City for the fiscal year commencing July 1, 2020 and ending June 30, 2021, and is hereby adopted as the "Budget of the City of South Salt Lake City, Utah for the Fiscal Year 2020-2021" (the "Budget").

SECTION II: Adopt the certified tax rate of .001597 as determined by the Utah State Tax Commission and Salt Lake County which results in a levy amount of $5,254,017 to be used for general operations.

SECTION III: Pursuant to Utah Code Ann. 10-6-118, a copy of the Budget for each fund within the Budget shall be certified by the Budget Officer and it is hereby directed that the Budget be filed with the State Auditor and in the Office of the City Recorder and shall be available to the public in accordance with the law.

SECTION IV: Severability. If any section, subsection, sentence, clause, phrase, or portion of this ordinance is, for any reason, held invalid or unconstitutional by any court of competent jurisdiction, such provision shall be deemed a separate, distinct, and independent provision, and such holding shall not affect the validity of the remaining portions of this ordinance.

SECTION V. Effective Date. This ordinance shall become effective upon Mayor's signature and publication, or after fifteen days of transmission to the office of the Mayor if neither approved nor disapproved by the Mayor, and thereafter, publication.

BY THE CITY COUNCIL:

Sharla Bynum, Council Chair

ATTEST:

~~Craig D. Burton,~~ City Recorder - Deputy
Ariel Andrus

City Council Vote as Recorded:

Bynum	Yes
deWolfe	Yes
Huff	Yes
Mila	Yes
Pinkney	Yes
Siwik	Yes
Thomas	Yes

CITY OF SOUTH SALT LAKE CORPORATE Seal SALT LAKE COUNTY, UTAH

Transmitted to the Mayor's office on this 18 day of June 2020.

~~Craig D. Burton~~, City Recorder - Deputy
Ariel Andrus

MAYOR'S ACTION: Approve

Dated this 22nd day of June, 2020.

Cherie Wood, Mayor

ATTEST:

Craig D. Burton, City Recorder

Budget of the City of South Salt Lake City, Utah for the Fiscal Year 2020-2021

City of South Salt Lake
Final Budgets for Fiscal Year 2020 - 2021

Fund	FY 2021 Budget
General	$35,723,505
Capital Improvements	$5,857,000
Water Utility	$2,343,000
Sewer Utility	$8,992,000
Solid Waste Collection	$528,000
Insurance Reserve	$915,000
Total All Funds	$54,358,505

Tentative Budget Presentation	05/13/20
Public Hearing	06/03/20
Budget Adoption	

City of South Salt Lake

Final Budget
Fiscal Year 2020-2021

Table of Contents

Introduction and Highlights ii

General Fund Budget Statistical Information 2

General Fund Budget 3

Promise Department Budget Detail Schedule 19

Capital Improvements Fund Budget Statistical Information 25

Capital Improvements Fund Budget 26

Capital Improvements Fund Detail Schedule 30

Enterprise Funds 35

Other Funds 43

This Page Left Intentionally Blank

220 East Morris Avenue #200
South Salt Lake City, UT 84115-3200
Phone (801) 483-6000 Fax (801) 483-6001

Memorandum

To: City Council

From: Administration

Date: June 17, 2020

Subject: FY 2021 Budget

As has been discussed previously, due to the pandemic, the City is facing economic challenges that are unprecedented. Attempting to accurately estimate the pandemic's effect on the decrease and subsequent recovery of future revenues is difficult at best.

Sales taxes will be the revenue source most impacted by the economic shutdown. The fact that the sales tax is the major source of revenue for the city's general fund adds difficulty in preparing and balancing a budget. As we mentioned earlier the only model that can be used to attempt to calculate the shutdown's impact on sales taxes is the recession of 2008. At that time, over the course of approximately 15 – 18 months, taxable sales in South Salt Lake decreased by approximately 32%. When data becomes available the City could experience a 30% decrease in sales tax revenue in a matter of weeks.

In the FY 2021 budget we have estimated that sales taxes and city option sales taxes will decrease by 25%. We used the 25% number because an economist commissioned by the Utah League of Cities and Towns estimated revenues will possibly stabilize and even begin to increase again in the second and third quarters of the fiscal year.

On the expenditure side of the fund budgets, excluding the Capital Improvements Fund, most of the line item amounts from the FY 2020 budget were carried over to FY 2021. Some specific line items were adjusted based on known or anticipated factors. On a positive note, the City paid the last outstanding equipment lease installment eliminating the need to utilize a debt service fund. This results in a savings of $115k in the Capital Improvements Fund.

Based on the City's Certified Property Tax Rate, it is estimated that property tax revenue will increase approximately $136,000. This increase is mostly attributable to new growth.

Based on the information above some items reflected in the Tentative Budget are:

General Fund

1. A $5.1 million dollar decrease in estimated revenue. That decrease is comprised mainly of sales tax revenue ($2.1m) and includes all of the sales tax revenue received by the City with none allocated to the capital improvements fund. Other decreases are; energy sales/use tax ($300k), building permit revenue ($375k), fines & forfeitures ($200k), state homeless mitigation funds ($400k). There are also smaller decreases in several revenue line items. There is also a decrease in Promise grant funding due to grant changes of $1.1 million (this does not affect the general fund bottom line).
2. Promise revenue and expenditures are decreased due to a reconciliation of revenue and federal grants. Programs are not expected to be limited due to annual funding changes.
3. Eight FTE positions that are currently open have not been included in the budget. Three open positions are included in the budget. Those positions are: concrete worker, equipment operator, and a staff engineer.
4. In spite of the open position suspensions, an appropriation from fund balance of approximately $4.3m is required.
5. The Training/Conferences budgets in all departments were reduced based on the assumption that out of town conferences and training will be suspended for a period of time.
6. Insurances costs are increased by approximately $150k. These costs have been allocated to departments and the Water, Sewer, and Solid Waste funds, based on the number of employees and the risk factor associated with the department.
7. No changes were made to the Promise budget other than estimating the annual changes in the grant awards.

Overall, the General Fund budget is approximately $440k less than the currently adopted FY 2020 budget. Despite that decrease, a significant appropriation from fund balance is still necessary. Public Safety raises and new positions authorized during the FY 2020 budget year have been funded for an entire year which resulted in upward pressure on the budget.

Capital Improvements Fund

1. No Sales Tax or City Option Sales Tax is allocated to the Capital Improvements Fund. This results in all expenditures being funded with an appropriation from fund balance and special revenue, i.e., Impact Fees, Grants, Highway Funds, etc.
2. The Federal Streetscape Award for $2 million is recognized as a revenue and expenditure to fund improvements on State Street.
3. Columbus Park improvements have been funded entirely with impact fees at a cost of $650k.
4. The West Temple streetlight project is funded with CDBG and City funds.
5. The Main Street streetlight project is funded with CDBG and City funds.
6. Only critical repairs to buildings and equipment are included. Projects being carried over from FY 2020 include: Police building repairs, City Hall repairs, the Columbus Center generator, the City Hall electric vehicle charging station, and the animal shelter.
7. Only critical replacements of equipment and vehicles are included. This includes the carryover for vehicles that have been ordered but are not expected to be received before fiscal year 2020 year end.
8. Most infrastructure projects have been suspended; however some unfinished projects need to be carried over to FY 2021. These projects include: Fitts Park West, West Temple Street Lighting, and the Maxwell Ave storm water design.
9. Information Technology equipment replacement has been reduced by about $70k.

10. New projects being funding include: State Street streetscape project, Main Street streetlight project, 500 W Reconstruction Design/Engineering, fire apparatus upgrades to comply with the new Versaterm response system, and the general plan update project.

The Capital Improvements Fund includes the minimum amounts required to provide essential services to businesses and residents. City staff and managers will make every effort to extend the useful lives of existing equipment and vehicles until funding is restored.

Water Utility Fund

Water rate revenue is expected to be less in FY 2021 by an approximate total of $167k. This is primarily due to residents facing hardships and the potential of a number of businesses closing. Major projects are not envisioned but as much funding as possible has be allocated for service and repairs.

1. Estimated decrease in water rate revenue of approximately $100k due to the current economic situation.
2. Minor adjustments and corrections in some line items.
3. Jordan Valley Conservancy district announced a 5% decrease in their water rates. That decrease has been reflected in the Water Purchases line item.
4. The City has the ability to access funds residing in the City's revenue bond replacement/reserve account to fund unforeseen projects and repairs should the need arise.

Sewer Utility Fund

The rate increase approved in February 2020 is recognized in the FY 2021 budget. The increase was required to pay escalating operating costs and fund capital projects at the Central Valley Water Reclamation Facility (CVWRF). The proceeds from the increase will also be used in the future to fund debt service payments to the Utah Division of Water Quality for newly acquired debt.

1. Recognizing $2/month rate increase. Total revenue is estimated to increase by $540k.
2. Minor adjustments to some line items.
3. Increased operating costs at the CVWRF of approximately $250k which are passed on to the City.
4. The City is recognizing approximately $5.5m in bond proceeds from the grant and no interest loan from the Utah Division of Water Quality. The City will utilize the proceeds to fund its portion of improvements and upgrades at the CVWRF.
5. $250k is being carried over from FY 2020 to complete the acquisition of a sewer line inspection system.
6. Balance of new revenue to fund CVWRF capital projects which are not eligible for bond funding. A total of $903k is allocated to address those CVWRF costs.

Solid Waste Collection Fund

1. Collection fee revenue is expected to increase modestly due to the addition of new houses in the City.
2. Salaries and benefits accounts were adjusted slightly to account for a different employee being assigned to the utility.
3. Most other line items have remained unchanged from FY 2020.

Insurance Reserve Fund

Property and liability insurance renewals returned approximately $150,000 higher than the previous year. This increase has been allocated across departments and funds, based on their risk assessment and the number of employees in the department.

Attached for your review are the budgets of all funds with some detailed schedules for specific budgets including Promise and Capital Improvements. Also, information is attached demonstrating economic estimates for the coming year.

There are no changes proposed in any of the financial policies of the City. Procurement, accounts payable, cash receipts, payroll, asset management, and other policies as written remain in effect. Policies are constantly reviewed and evaluated to ensure they comply with all state guidance and best practices.

The budget process of the City of South Salt Lake complies with the Utah Fiscal Procedures Act. Budget authority in the City resides with the South Salt Lake City Council. These budgets are presented by the Mayor containing information at the fund and departmental level. Budgets for each fund are approved by the City Council and administered by the Mayor. Budgetary control is maintained by constantly evaluating revenues and expenditures. Departments are responsible for maintaining costs within the budgetary limits. The Mayor and City Council are provided financial statements on a regular basis to ensure budget compliance.

General Fund

Statistical Information and Budget

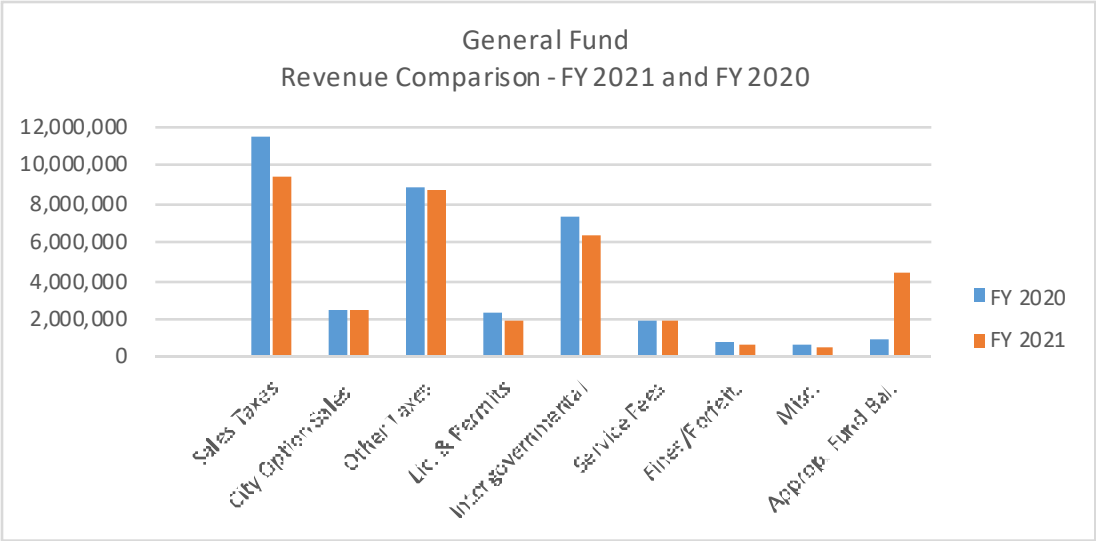
General Fund
Revenue Comparison - FY 2021 and FY 2020
12,000,000
10,000,000
8,000,000
6,000,000
4,000,000
2,000,000
0
Sales Taxes
City Option Sales
Other Taxes
Lic. & Permits
Intergovernmental
Service Fees
Fines/Forfeit.
Misc.
Approp. Fund Bal.
FY 2020
FY 2021

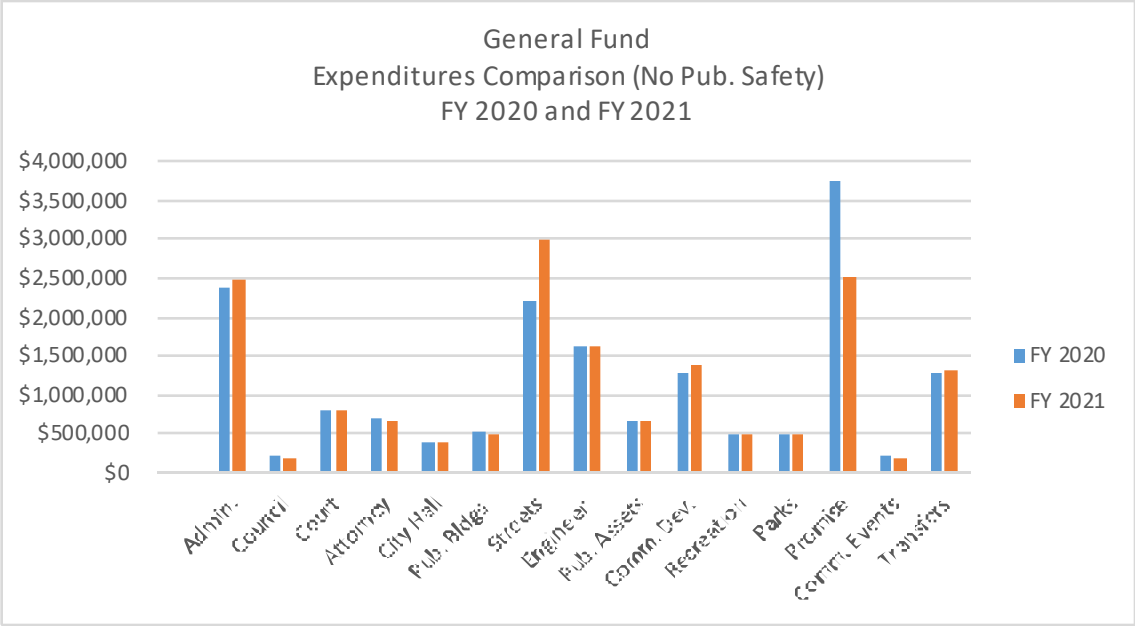
General Fund
Expenditures Comparison (No Pub. Safety)
FY 2020 and FY 2021
$4,000,000
$3,500,000
$3,000,000
$2,500,000
$2,000,000
$1,500,000
$1,000,000
$500,000
$0
Admin.
Council
Court
Attorney
City Hall
Pub. Bldgs
Streets
Engineer
Pub. Assets
Comm. Dev.
Recreation
Parks
Promise
Comm. Events
Transfers
FY 2020
FY 2021

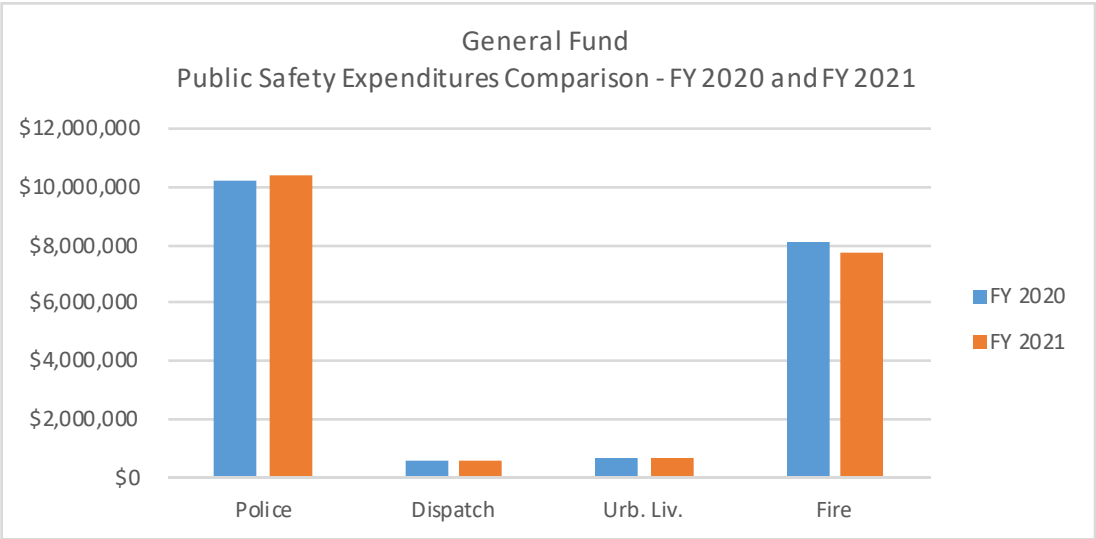
General Fund
Public Safety Expenditures Comparison - FY 2020 and FY 2021
$12,000,000
$10,000,000
$8,000,000
$6,000,000
$4,000,000
$2,000,000
$0
Police
Dispatch
Urb. Liv.
Fire
FY 2020
FY 2021

Account Number	Account Title	2016-17 Pri Year 3 Actual	2017-18 Pri Year 2 Actual	2018-19 Pri Year Actual	06/20 Cur YTD Actual	2019-20 Cur Year Budget	2020-21 Future year Budget	FUTURE YEAR BUDGET
GENERAL FUND								
TAXES								
10-3110-000	PROPERTY TAXES - CURRENT	4,851,203	4,858,582	5,033,762	5,124,444	5,117,622	5,254,017	
10-3120-000	PROPERTY TAXES - PRIOR	131,266	172,371	105,671	82,902	130,000	100,000	
10-3130-000	SALES TAXES	8,632,722	9,368,304	10,297,367	8,039,345	11,404,583	9,300,000	
10-3135-000	SALES TAXES-CITY OPTION	1,738,219	2,100,281	2,199,368	2,400,866	2,400,000	2,400,000	
10-3140-000	ENERGY SALES/USE TAXES	3,199,737	3,092,305	3,001,664	2,442,686	3,300,000	3,000,000	
10-3144-000	TRANSIENT ROOM TAX	42,582	43,294	38,646	34,397	33,000	15,000	
10-3170-000	MOTOR VEHICLE FEE - PROP TAXES	263,665	239,882	206,083	194,506	250,000	230,000	
Total TAXES:		18,859,393	19,875,021	20,882,561	18,319,144	22,635,205	20,299,017	
LICENSES AND PERMITS								
10-3210-000	BUSINESS LICENSES	722,726	662,432	692,665	693,440	700,000	630,000	
10-3210-100	BUSINESS LICENSES-WORK CARDS	10,065	9,326	7,280	6,595	.00	.00	
10-3210-200	BUSINESS LICENSE-NEW	30,725	70,964	80,001	37,609	70,000	50,000	
10-3210-300	APARTMENT LICENSE FEES	220,335	244,172	279,038	273,582	250,000	240,000	
10-3221-000	BUILDING PERMITS	894,700	550,116	1,162,960	1,653,838	1,075,000	800,000	
10-3221-100	BUILDING PERMITS - STREET CUTS	.00	147,283	119,607	108,110	125,000	125,000	
10-3223-000	BUILDING SECURING FEE	3,100	2,800	2,800	1,350	4,000	4,000	
10-3225-000	DOG LICENSES	4,791	5,729	4,881	4,431	5,000	5,000	
10-3226-000	SSL ANIMAL CONTROL FEES	7,278	8,427	10,258	5,066	8,000	6,000	
Total LICENSES AND PERMITS:		1,893,719	1,701,249	2,359,491	2,784,021	2,237,000	1,860,000	
INTERGOVERNMENTAL REVENUE								
10-3313-000	FEDERAL LAW ENFORCE REVENUE	.00	.00	1,041	2,834	.00	6,000	
10-3315-000	FEDERAL POLICE GRANT	.00	.00	.00	3,925	.00	.00	
10-3320-000	VICTIM ASSISTANCE GRANT	153,267	198,355	222,068	128,336	220,000	220,000	
10-3340-000	MISC STATE GRANTS	6,291	18,623	34,263	9,060	.00	.00	
10-3341-000	STATE HOMELESS CENTER ASSIST	.00	.00	677,164	1,908,282	2,400,000	2,000,000	
10-3343-000	STATE FIRE/EMS GRANTS	.00	5,293	8,250	9,312	.00	.00	
10-3356-000	CLASS "C" ROAD FUND REVENUE	460,864	1,000,778	905,887	927,579	685,000	1,490,000	
10-3357-000	CLASS "C" ROAD FUND INT EARNIN	33,789	60,264	92,152	59,301	40,000	20,000	
10-3358-000	STATE LIQUOR FUND ALLOTMENT	75,538	74,614	77,951	59,696	75,000	59,000	
10-3370-000	SALT LAKE COUNTY GRANT	25,000	.00	.00	.00	.00	.00	
10-3370-001	SL CNTY K-6 AFTERSCHOOL GRANT	43,723	61,184	.00	.00	.00	.00	
10-3370-002	SL COUNTY - MOSS ELEMENTARY	.00	35,180	.00	.00	.00	.00	
10-3370-050	SL COUNTY BEHAVIORAL HEALTH	48,748	44,921	.00	.00	.00	.00	
10-3373-000	DWS AMP ELEMENTARY	577,028	571,426	.00	.00	.00	.00	
10-3374-000	DWS AMP TEEN GRANT	285,378	404,453	.00	.00	.00	.00	
10-3375-001	DWS STEMLINK - HISTORIC SCHOOL	20,844	9,739	.00	.00	.00	.00	
10-3375-002	DWS STEMLINK - PAL	14,160	8,504	.00	.00	.00	.00	
10-3375-003	DWS STEMLINK - HNM	10,160	9,905	.00	.00	.00	.00	
10-3375-004	DWS STEMLINK - UT INTER SCHOOL	10,799	8,538	.00	.00	.00	.00	
10-3375-005	DWS STEMLINK - GRANITE PARK JH	12,117	9,790	.00	.00	.00	.00	
10-3375-006	DWS STEMLINK - SOUTHWEST CENT	17,360	12,986	.00	.00	.00	.00	
10-3376-001	DWS QUALITY IMPROVEMENT- HNM	5,417	.00	.00	.00	.00	.00	
10-3376-002	DWS QUALITY IMPROVEMENT- MWBR	12,332	.00	.00	.00	.00	.00	
10-3376-003	DWS QUALITY IMPROVEMENT- UICS	11,409	.00	.00	.00	.00	.00	
10-3376-004	DWS QUALITY IMPROVEMENT- LINC	13,768	.00	.00	.00	.00	.00	
10-3376-005	DWS QUALITY IMPROVEMENT- GPJH	12,052	.00	.00	.00	.00	.00	
10-3376-006	DWS QUALITY IMPROVEMENT- RSVLT	13,056	.00	.00	.00	.00	.00	
10-3376-007	DWS TEEN GRANT	121,322	.00	.00	.00	.00	.00	
10-3380-000	PRIVATE GRANTS	22,654	35,673	7,514	5,000	32,500	10,000	

Account Number	Account Title	2016-17 Pri Year 3 Actual	2017-18 Pri Year 2 Actual	2018-19 Pri Year Actual	06/20 Cur YTD Actual	2019-20 Cur Year Budget	2020-21 Future year Budget	FUTURE YEAR BUDGET
10-3380-001	UNITED WAY GRANT	261,530	252,782	.00	.00	.00	.00	
10-3380-010	PRIVATE GRANT - UT FED FOR YTH	113,756	117,836	.00	.00	.00	.00	
10-3381-000	PRIVATE POLICE GRANTS	.00	10,500	.00	.00	.00	.00	
10-3382-000	FEDERAL GRANT - NAMI	.00	5,971	.00	.00	.00	.00	
10-3384-003	AMERICORPS GRANT	10,989	.00	.00	.00	.00	.00	
10-3385-000	21ST CENTURY GRANT	.00	411,215	.00	.00	.00	.00	
10-3385-001	21ST CENTURY GRANT-AF#170003	625,652	148,683	.00	.00	.00	.00	
10-3385-003	21ST CNTRY MINI GRANT	.00	155,762	.00	.00	.00	.00	
10-3385-006	21ST CENT GR ROLLOVER AF160048	93,882	.00	.00	.00	.00	.00	
10-3386-001	CHILDREN'S SPORTS REVENUE	8,491	7,811	8,194	7,550	12,000	3,000	
10-3386-002	ADULT SPORTS REVENUE	110	490	680	80	1,000	.00	
10-3386-003	AFTER SCHOOL PROGRAM REVENUE	60	40	130	.00	.00	.00	
10-3386-100	CHILDREN ATHLETIC REV-NON-CITY	525	760	1,995	1,871	1,000	1,000	
10-3390-101	21ST CENTURY-CURRENT YEAR	.00	.00	844,885	436,833	1,620,894	1,314,872	
10-3390-102	21ST CENTURY-MINI GRANT	.00	.00	3,430	7,801	7,200	.00	
10-3390-103	21ST CENTURY-ROLLOVER	.00	.00	.00	.00	75,000	.00	
10-3390-104	SAMHSA GRANT REVENUE	.00	.00	.00	.00	239,531	.00	
10-3390-201	DWS ELEMENTARY GRANTS	.00	.00	584,666	201,398	593,552	300,002	
10-3390-202	DWS TEEN GRANTS	.00	.00	422,014	145,898	446,851	214,500	
10-3390-203	DWS SUMMER GRANT REVENUE	.00	.00	117,654	.00	135,000	81,000	
10-3390-301	SL COUNTY K-6 GRANT	.00	.00	49,014	.00	49,000	.00	
10-3390-302	SL COUNTY BUD BAILEY GRANT	.00	.00	49,000	24,530	49,000	.00	
10-3390-303	SL COUNTY BEHAVIORAL HEALTH	.00	.00	44,759	3,750	.00	.00	
10-3390-304	SL COUNTY HEALTH - 2ND STEP	.00	.00	.00	.00	59,952	.00	
10-3390-305	SL COUNTY - POSITIVE ACTION	.00	.00	.00	29,781	59,952	35,738	
10-3390-306	SL COUNTY HEALTH - PAAL	.00	.00	.00	29,781	59,952	35,738	
10-3390-402	NAMI GRANT	.00	1,971	.00	8,363	13,000	13,000	
10-3390-403	NPRA GRANT	.00	.00	.00	.00	5,200	.00	
10-3390-501	UNITED WAY	.00	.00	187,910	177,659	238,929	215,000	
10-3390-502	UNITED WAY STEM GRANT	.00	.00	20,000	19,898	20,000	.00	
10-3390-503	UNITED WAY ROLLOVER	.00	.00	.00	.00	37,464	.00	
10-3390-504	UNITED WAY STEM ROLLOVER	.00	.00	.00	.00	13,298	.00	
10-3390-900	PRIVATE GRANTS	.00	.00	4,270	76,270	10,000	205,550	
10-3390-901	PRIVATE GRANT- HNM UW GRANT	.00	.00	266	.00	15,000	.00	
10-3390-903	BB TEEN TECH CENTER	.00	.00	.00	.00	.00	84,600	
	Total INTERGOVERNMENTAL REVENUE:	3,122,070	3,684,045	4,365,158	4,284,786	7,215,275	6,309,000	
CHARGES FOR SERVICES								
10-3414-000	PLANNING FEES	481,949	417,072	468,749	1,135,577	400,000	350,000	
10-3414-100	PLANNING APPLICATION FEES	33,696	24,182	18,953	20,935	25,000	15,000	
10-3416-000	PLANNING FEES - REIMURSED CSTS	.00	.00	.00	2,600	75,000	75,000	
10-3424-000	FIRE INSPECTION FEES	47,637	43,950	42,996	11,974	45,000	30,000	
10-3426-000	AMBULANCE TRANSPORT FEES	.00	.00	1,267,926	1,330,309	1,300,000	1,300,000	
10-3434-000	GARBAGE FEES	.00	.00	.00	80-	.00	.00	
10-3436-000	MISC POLICE FEES	1,800	1,440	1,450	1,250	2,000	1,000	
10-3438-000	LEGAL PRODUCTION FEES	670	1,160	800	776	1,000	1,000	
10-3442-000	ADMINISTRATIVE/CIVIL FEES	7,974	5,427	9,519	46,755	10,000	30,000	
10-3460-000	ABATEMENT REVENUE	871	10,733	14,043	.00	5,000	5,000	
	Total CHARGES FOR SERVICES:	574,598	503,965	1,824,435	2,550,096	1,863,000	1,807,000	
FINES AND FORFEITURES								
10-3511-000	FINES AND FORFEITURES	925,768	902,164	741,424	658,276	800,000	600,000	
10-3511-005	FINES & FORFEIT TRAFFIC SCHOOL	3,750	9,425	9,000	7,225	7,000	5,000	
10-3522-000	POLICE EVIDENCE REVENUE	18,902-	.00	6,404	.00	.00	.00	

Account Number	Account Title	2016-17 Pri Year 3 Actual	2017-18 Pri Year 2 Actual	2018-19 Pri Year Actual	06/20 Cur YTD Actual	2019-20 Cur Year Budget	2020-21 Future year Budget	FUTURE YEAR BUDGET
Total FINES AND FORFEITURES:		910,617	911,589	756,827	665,501	807,000	605,000	
MISCELLANEOUS REVENUE								
10-3610-000	INTEREST EARNINGS	40,256	108,481	136,987	101,406	110,000	80,000	
10-3610-100	UTILITY REIMBURSEMENTS	.00	.00	11,653	6,000	12,000	12,000	
10-3615-000	COLLECTIONS REVENUE	755	.00	10	.00	2,000	1,000	
10-3620-000	RENTAL INCOME	14,596	15,212	15,638	21,447	20,000	10,000	
10-3620-100	RENTAL INCOME - CITY HALL	265,907	277,103	285,395	194,179	260,000	240,000	
10-3620-120	RENTAL INCOME-CHAMBER OF COM	3,925	4,710	.00	.00	.00	.00	
10-3620-200	RENTAL INCOME - PAL	250	120	.00	100	.00	.00	
10-3620-300	RENTAL INCOME-COLUMBUS	13,801	22,168	17,779	17,575	20,000	.00	
10-3620-400	RENTAL INCOME - SCOTT SCHOOL	.00	350	.00	1,000	.00	.00	
10-3620-500	RENTAL INCOME - CREEKSIDE BLDG	12,000	13,000	9,000	10,000	12,000	12,000	
10-3620-550	MILLCREEK GARDEN RENT	.00	.00	20,223	1,000	.00	.00	
10-3622-000	COMMUNITY EVENTS REVENUE	5,011	5,542	8,299	4,578	7,000	5,000	
10-3622-100	ARTS COUNCIL REVENUE	49,531	30,575	50,533	50,812	70,000	70,000	
10-3622-200	SENIOR ART CLASS REVENUE	.00	.00	.00	.00	.00	800	
10-3640-000	SALE OF FIXED ASSETS	276	.00	.00	.00	.00	.00	
10-3690-000	SUNDRY REVENUE	38,542	26,916	30,063	45,332	48,000	35,000	
Total MISCELLANEOUS REVENUE:		444,851	504,177	585,580	453,428	561,000	465,800	
TRANS/APPROPRIATN-FUND BALANCE								
10-3890-000	APPROPRIATION FRM FUND BALANC	.00	.00	.00	.00	845,000	4,377,688	
Total TRANS/APPROPRIATN-FUND BALANCE:		.00	.00	.00	.00	845,000	4,377,688	
ADMINISTRATIVE								
10-41-110-00	PERMANENT SALARIES	836,805	892,232	939,738	915,906	1,010,000	1,100,000	
10-41-120-00	PART-TIME SALARIES	13,718	11,029	39,141	40,763	46,000	20,000	
10-41-140-00	OVERTIME	120	120	.00	.00	1,000	1,000	
10-41-150-00	EMPLOYEE BENEFITS	380,090	398,429	418,589	405,372	472,000	500,000	
10-41-165-00	EMPLOYEE MEDICAL TESTING EXP.	205	65	196	344	1,000	1,000	
10-41-185-00	EMPLOYEE INCENTIVES	30,328	27,601	25,414	10,441	8,000	8,000	
10-41-185-01	EMPLOYEE INCENTIVES-MAYOR	3,082	2,881	4,044	373	1,500	1,500	
10-41-190-00	SERVICE AWARDS	276	431	1,124	1,913	1,000	1,000	
10-41-210-00	SUBSCRIPTIONS AND MEMBERSHIPS	23,743	24,122	23,625	28,376	19,000	19,000	
10-41-220-00	ORDINANCES AND PUBLIC NOTICES	4,594	4,462	5,493	2,421	5,000	5,000	
10-41-233-00	TRAINING	1,987	6,372	5,788	2,395	6,000	3,000	
10-41-235-00	TUITION REIMBURSEMENT	17,492	2,541	2,815	1,261	7,500	7,500	
10-41-237-00	CONVENTIONS AND CONFERENCES	460	2,536	5,637	1,580	6,000	6,000	
10-41-237-01	CONVENTIONS & CONFERENCE-MAY	1,830	2,205	3,866	.00	2,500	2,500	
10-41-247-00	OFFICE/OPERATING SUPPLIES	21,291	20,998	21,392	17,800	20,500	20,500	
10-41-247-01	ECON DEVELOP - PROMOTIONAL	1,955	2,059	2,775	2,000	2,000	2,000	
10-41-247-02	SUPPLIES-MAYOR	5,434	8,452	4,640	2,538	4,000	4,000	
10-41-250-00	EQUIPMENT MAINTENANCE	643	1,142	3,524	2,765	3,000	3,000	
10-41-250-01	FUEL EXPENSE	1,491	1,476	1,487	1,098	1,500	1,500	
10-41-276-00	STATE ACCESS FEES	16,330	20,699	25,399	19,324	30,000	30,000	
10-41-277-00	TELEPHONE EXPENSE	10,459	9,002	12,511	10,020	7,000	7,000	
10-41-310-00	PROFESSIONAL SERVICES	204,800	160,830	175,896	122,541	240,000	240,000	
10-41-323-00	SOFTWARE MAINTENANCE CONTRA	254,927	250,406	250,296	241,567	326,000	351,000	
10-41-324-00	NETWORK ADMINISTRATION	50,577	51,100	52,777	44,712	49,000	49,000	
10-41-325-00	ELECTION EXPENSE	.00	22,600	.00	25,547	31,200	.00	
10-41-375-00	CREDIT PMT/COLLECTION FEES	6,299	4,616	3,653	4,050	7,000	7,000	
10-41-530-00	INSURANCE AND BONDS	35,000	37,000	39,000	39,000	42,000	56,000	

Account Number	Account Title	2016-17 Pri Year 3 Actual	2017-18 Pri Year 2 Actual	2018-19 Pri Year Actual	06/20 Cur YTD Actual	2019-20 Cur Year Budget	2020-21 Future year Budget	FUTURE YEAR BUDGET
10-41-600-00	SUNDRY EXPENSE	3,069	3,727	5,070	9,186	3,500	3,500	
10-41-600-01	SUNDRY EXPENSE-MAYOR	5,070	1,859	629	1,408	1,000	1,000	
10-41-797-00	EQUIPMENT ACQUISITION	134	990	5,805	205	3,000	3,000	
Total ADMINISTRATIVE:		1,932,210	1,971,984	2,080,325	1,954,904	2,357,200	2,454,000	
CITY COUNCIL								
10-43-110-00	PERMANENT SALARIES	100,585	103,220	106,165	72,437	80,000	80,000	
10-43-150-00	EMPLOYEE BENEFITS	36,350	47,809	51,509	39,360	48,000	47,000	
10-43-210-00	SUBSCRIPTIONS AND MEMBERSHIPS	15,043	12,379	13,293	12,103	14,000	14,000	
10-43-233-00	TRAINING	.00	.00	.00	.00	900	900	
10-43-237-00	CONVENTIONS AND CONFERENCES	4,250	3,753	3,380	25	3,000	3,000	
10-43-247-00	OFFICE/OPERATING SUPPLIES	6,495	1,083	1,119	482	1,200	1,200	
10-43-277-00	TELEPHONE EXPENSE	.00	3,081	3,361	280	.00	.00	
10-43-300-00	COUNCIL OUTREACH	98	311	450	.00	.00	.00	
10-43-310-00	PROFESSIONAL SERVICES	24,000	71,618	11,775	8,308	17,000	.00	
10-43-530-00	INSURANCE AND BONDS	19,000	20,000	21,000	21,000	22,000	32,000	
10-43-600-00	SUNDRY EXPENSE	799	97	196	1,112	800	800	
Total CITY COUNCIL:		206,620	263,352	212,248	155,107	186,900	178,900	
MUNICIPAL COURT								
10-45-110-00	PERMANENT SALARIES	352,811	371,453	387,749	344,202	402,000	390,000	
10-45-120-00	PART-TIME SALARIES	6,401	6,158	4,154	10,784	21,000	21,000	
10-45-140-00	OVERTIME	33	50	.00	.00	400	.00	
10-45-150-00	EMPLOYEE BENEFITS	163,566	175,286	160,713	140,555	195,000	181,000	
10-45-190-00	SERVICE AWARDS	350	296	63	379	500	500	
10-45-210-00	SUBSCRIPTIONS AND MEMBERSHIPS	1,262	1,300	2,311	112	1,300	1,300	
10-45-233-00	TRAINING	1,194	845	557	.00	1,500	1,000	
10-45-237-00	CONVENTIONS AND CONFERENCES	565	1,472	2,132	1,139	2,500	3,750	
10-45-247-00	OFFICE/OPERATING SUPPLIES	10,474	8,417	8,043	8,770	10,000	10,000	
10-45-250-00	EQUIPMENT MAINTENANCE	1,745	3,322	3,295	2,537	4,000	4,000	
10-45-277-00	TELEPHONE EXPENSE	1,431	1,495	1,246	879	2,000	2,000	
10-45-310-00	PROFESSIONAL SERVICES	79,342	69,097	75,216	83,162	104,500	120,000	
10-45-327-00	JURORS AND WITNESS FEES	3,238	4,311	1,773	1,517	5,500	5,500	
10-45-375-00	CREDIT PMT/COLLECTION FEES	17,998	17,222	11,034	7,750	18,000	18,000	
10-45-530-00	INSURANCE AND BONDS	23,000	25,000	27,000	27,000	29,000	35,000	
10-45-600-00	SUNDRY EXPENSE	1,007	453	941	996	1,000	1,000	
10-45-797-00	EQUIPMENT ACQUISITION	2,979	3,254	3,177	.00	4,000	4,000	
Total MUNICIPAL COURT:		667,396	689,433	689,404	629,781	802,200	798,050	
CITY ATTORNEY								
10-47-110-00	PERMANENT SALARIES	170,699	190,785	179,882	185,832	252,000	215,000	
10-47-120-00	PART-TIME SALARIES	16,440	.00	.00	.00	.00	.00	
10-47-150-00	EMPLOYEE BENEFITS	55,471	54,684	58,823	61,577	93,000	76,000	
10-47-190-00	SERVICE AWARDS	.00	1,206	.00	109	100	100	
10-47-210-00	SUBSCRIPTIONS AND MEMBERSHIPS	7,437	1,548	2,513	225	2,500	2,500	
10-47-211-00	LAW LIBRARY	3,956	9,871	7,538	7,910	10,000	10,000	
10-47-233-00	TRAINING	4,439	1,535	4,508	3,298	5,000	4,000	
10-47-237-00	CONVENTIONS AND CONFERENCES	.00	.00	4	219-	.00	.00	
10-47-247-00	OFFICE/OPERATING SUPPLIES	3,507	3,626	2,377	2,815	4,400	4,400	
10-47-250-00	EQUIPMENT MAINTENANCE	.00	.00	.00	.00	2,500	1,500	
10-47-277-00	TELEPHONE EXPENSE	1,368	1,114	1,802	2,473	2,800	2,800	
10-47-310-00	PROFESSIONAL SERVICES	15,158	18,959	7,214	2,379	18,000	18,000	
10-47-313-01	INDIGENT DEFENSE	28,106	42,985	43,914	46,872	58,500	58,500	

Account Number	Account Title	2016-17 Pri Year 3 Actual	2017-18 Pri Year 2 Actual	2018-19 Pri Year Actual	06/20 Cur YTD Actual	2019-20 Cur Year Budget	2020-21 Future year Budget	FUTURE YEAR BUDGET
10-47-313-02	OUTSIDE LEGAL FEES	139,866	155,768	82,121	54,566	25,000	42,000	
10-47-313-03	PROSECUTION CONTRACT SERVICE	197,400	186,000	195,250	186,000	190,000	190,000	
10-47-530-00	INSURANCE AND BONDS	13,500	16,000	17,000	17,000	19,000	23,000	
10-47-600-00	SUNDRY EXPENSE	1,130	1,415	1,176	780	2,000	2,000	
10-47-797-00	EQUIPMENT ACQUISITION	687	6,731	.00	.00	1,000	1,000	
Total CITY ATTORNEY:		659,164	692,227	604,122	571,617	685,800	650,800	
CITY HALL BUILDING								
10-49-241-02	CUSTODIAL SUPPLIES-BLDG	9,762	9,629	11,227	8,781	10,000	10,000	
10-49-250-01	EQUIPMENT/BLDG MAINT - CITY	7,518	10,167	10,924	16,329	12,000	12,000	
10-49-250-02	MAINT & REPAIRS-JANITORIAL	46,546	48,382	57,323	44,940	48,000	48,000	
10-49-250-03	MAINT & REPAIRS-ELECTRICAL	1,695	3,829	1,935	1,111	3,000	3,000	
10-49-250-04	MAINT & REPAIRS-HVAC	22,073	37,164	36,127	25,942	37,000	37,000	
10-49-250-05	MAINT & REPAIRS-PLUMBING	4,036	15,151	8,073	7,118	5,000	5,000	
10-49-250-06	MAINT & REPAIRS-ELEVATOR	4,652	525	7,305	3,478	8,000	8,000	
10-49-250-07	MAINT & REPAIRS-BLDG & GROUNDS	48,847	26,663	11,495	7,316	10,000	10,000	
10-49-270-02	UTILITIES-BLDG	122,295	110,428	109,931	76,440	110,000	110,000	
10-49-277-00	TELEPHONE EXPENSE	22,700	17,995	23,817	17,850	18,000	18,000	
10-49-315-02	OUTSIDE CONTRACT-BLDG	24,127	27,226	27,983	23,703	29,000	29,000	
10-49-530-02	INSURANCE AND BONDS	27,000	30,000	32,000	32,000	34,000	41,000	
10-49-535-00	PROPERTY TAXES	27,530	27,203	28,529	43,206	31,000	31,000	
10-49-590-00	TENANT IMPROVEMENTS	1,000	294	.00	.00	12,000	12,000	
10-49-797-00	EQUIPMENT ACQUISITION	6,967	800	.00	3,279	10,000	10,000	
Total CITY HALL BUILDING:		376,747	365,458	366,669	311,493	377,000	384,000	
PUBLIC BUILDINGS								
10-50-110-00	PERMANENT SALARIES	80,974	78,543	102,863	119,747	137,000	132,000	
10-50-120-00	PART-TIME SALARIES	26,672	34,258	17,926	10,391	22,000	10,000	
10-50-140-00	OVERTIME	.00	1,689	2,540	2,389	2,500	2,500	
10-50-150-00	EMPLOYEE BENEFITS	43,482	40,181	57,969	67,214	78,000	74,000	
10-50-157-00	UNIFORM ALLOWANCE	1,535	1,050	1,475	1,484	2,780	2,780	
10-50-165-00	MEDICAL TESTING	.00	.00	.00	.00	300	300	
10-50-190-00	SERVICE AWARDS	.00	.00	150	.00	300	300	
10-50-233-00	TRAINING	2,685	.00	552	.00	2,200	1,200	
10-50-241-00	CUSTODIAL SUPPLIES	20,647	15,787	18,992	13,178	20,000	20,000	
10-50-250-00	EQUIPMENT/BLDG MAINTENANCE	37,475	32,783	25,499	15,896	35,000	35,000	
10-50-250-01	FUEL EXPENSE	1,450	.00	543	127	1,500	1,500	
10-50-270-00	UTILITIES	60,253	66,011	67,520	65,340	71,000	71,000	
10-50-277-00	TELEPHONE EXPENSE	661	1,327	1,806	1,526	2,320	2,320	
10-50-530-00	INSURANCE & TAXES	16,000	20,000	21,000	21,000	22,000	26,000	
10-50-600-00	SUNDRY EXPENSE	103	275	.00	81	500	500	
10-50-650-05	SCOTT SCHOOL-UTILITIES	25,851	31,623	26,334	21,698	28,000	28,000	
10-50-650-10	SCOTT SCHOOL-MAINTENANCE	20,279	19,490	13,810	12,296	22,000	22,000	
10-50-650-15	SCOTT SCHOOL-EQUIP/SUPPLIES	7,086	3,515	10,572	5,086	9,000	9,000	
10-50-655-00	PAL CENTER EXPENSES	2,532	.00	.00	.00	.00	.00	
10-50-655-05	PAL CENTER-UTILITIES	28,416	26,530	25,734	22,107	24,000	24,000	
10-50-655-10	PAL CENTER-MAINTENANCE	8,230	10,378	7,515	14,922	12,000	12,000	
10-50-655-15	PAL CENTER-EQUIP/SUPPLIES	6,473	3,105	5,167	1,794	5,000	5,000	
10-50-657-00	CREEKSIDE BLDG EXPENDITURES	3,889	.00	.00	.00	2,000	2,000	
10-50-665-00	MILLCREEK GARDEN MAINTENANCE	.00	.00	11,379	3,841	.00	.00	
10-50-797-00	EQUIPMENT ACQUISITION	16,520	5,585	5,847	7,981	13,500	11,500	
Total PUBLIC BUILDINGS:		411,209	392,130	425,194	408,098	512,900	492,900	

Account Number	Account Title	2016-17 Pri Year 3 Actual	2017-18 Pri Year 2 Actual	2018-19 Pri Year Actual	06/20 Cur YTD Actual	2019-20 Cur Year Budget	2020-21 Future year Budget	FUTURE YEAR BUDGET
POLICE DEPARTMENT								
10-51-110-00	PERMANENT SALARIES	3,829,884	3,966,478	4,034,433	4,031,506	4,793,400	4,911,000	
10-51-115-00	LIQUOR LAW ENFORCEMENT	67,800	70,300	70,000	70,000	68,000	50,000	
10-51-117-00	HOMELESS MITIGATION - SALARIES	.00	.00	272,166	767,895	720,000	590,000	
10-51-120-00	PART-TIME SALARIES	11,194	12,884	23,545	14,540	15,000	15,000	
10-51-130-00	CROSSING GUARDS	78,738	76,128	77,767	86,660	80,000	129,200	
10-51-140-00	OVERTIME	133,840	180,986	216,873	239,495	180,000	180,000	
10-51-140-01	OVERTIME - HOMELESS MITIGATION	.00	.00	38,491	.00	.00	.00	
10-51-150-00	EMPLOYEE BENEFITS	2,288,846	2,279,817	2,239,515	2,210,135	2,832,000	2,895,000	
10-51-150-01	BENEFITS - HOMELESS MITIGATION	.00	.00	151,510	355,684	380,000	370,000	
10-51-157-00	UNIFORM ALLOWANCE	78,615	66,759	93,318	75,410	80,000	83,000	
10-51-165-00	EMPLOYEE MEDICAL TESTING EXP.	10,623	10,757	25,147	10,710	17,000	17,000	
10-51-190-00	SERVICE AWARDS	1,744	1,383	3,495	2,267	5,500	5,500	
10-51-210-00	SUBSCRIPTIONS AND MEMBERSHIPS	18,447	18,958	20,045	22,704	22,000	22,000	
10-51-233-00	TRAINING	40,049	40,698	20,594	23,163	25,000	20,000	
10-51-233-01	SPECIAL TRAINING	.00	.00	.00	31	.00	.00	
10-51-233-02	TRAINING/OTHER - VICTIM ASSIST	5,286	8,400	9,375	3,379	5,000	5,000	
10-51-235-00	TUITION ASSISTANCE	.00	762	1,758	3,040	2,500	15,000	
10-51-240-00	OFFICE/OPERATING SUPPLIES	39,240	35,170	41,989	33,189	40,000	50,000	
10-51-240-01	SUPPLIES - AMMUNITION	25,906	25,999	28,934	23,292	29,000	34,000	
10-51-240-02	SUPPLIES - TASER	9,620	9,620	.00	4,038	15,000	20,000	
10-51-250-00	EQUIPMENT MAINTENANCE	71,531	57,960	82,687	61,018	49,000	74,000	
10-51-250-01	FUEL EXPENSES	97,539	115,668	124,718	114,144	125,000	130,000	
10-51-250-02	FUEL OFFSET FEE	10,175-	.00	.00	.00	.00	.00	
10-51-261-00	POLICE STATION EXPENSE	90,887	98,219	89,459	79,421	100,000	100,000	
10-51-267-00	PROJECT EXPNS-HMLESS MITIGAT.	.00	.00	.00	38,486	100,600	50,000	
10-51-268-00	NOVA EXPENSES	9,770	7,914	4,854	2,931	7,000	7,000	
10-51-274-00	POWER & SEMAPHORE MAINTENANC	115,476	.00	.00	.00	.00	.00	
10-51-275-01	WIRELESS TELEPHONES	17,707	17,215	19,860	18,016	30,000	30,000	
10-51-275-02	CELLULAR MODEM AIRTIME	29,252	33,244	32,239	33,597	40,000	55,000	
10-51-275-03	RADIO AIRTIME-UCAN	46,204	.00	.00	.00	.00	.00	
10-51-277-00	TELEPHONE EXPENSE	2,839	2,710	2,782	1,373-	2,500	2,500	
10-51-310-00	PROFESSIONAL SERVICES	38,350	48,801	41,887	33,421	55,000	55,000	
10-51-320-00	SPECIAL INVESTIGATIONS	3,900	6,483	5,000	4,894	5,000	5,000	
10-51-321-00	METH ABATEMENT/MITIGATION	.00	.00	.00	.00	1,000	1,000	
10-51-530-00	INSURANCE AND BONDS	216,000	224,000	240,000	233,750	237,000	308,000	
10-51-600-00	SUNDRY EXPENSE	7,025	11,066	30,130	9,220	10,000	10,000	
10-51-600-01	VICTIM ASSIST - OTHER COSTS	7,310	8,001	18,101	21,069	28,500	28,500	
10-51-792-00	CANINE CORPS EXPENSES	3,922	24,299	5,562	1,403	8,000	8,000	
10-51-797-00	EQUIPMENT ACQUISITION	42,906	41,397	69,539	24,741	60,000	60,000	
Total POLICE DEPARTMENT:		7,430,273	7,502,076	8,135,771	8,651,878	10,168,000	10,335,700	
DISPATCHING DEPARTMENT								
10-53-315-01	VECC CONTRACT-POLICE	375,884	383,783	388,767	349,131	335,841	398,000	
10-53-315-02	VECC CONTRACT-FIRE	138,027	137,058	135,724	129,947	123,195	149,000	
10-53-315-03	VECC - HOMELESS MITIGATION PD	.00	.00	.00	5,908	22,159	.00	
10-53-315-04	VECC- HOMELESS MITIGATION FIRE	.00	.00	.00	2,470	10,805	.00	
Total DISPATCHING DEPARTMENT:		513,911	520,841	524,491	487,456	492,000	547,000	
URBAN LIVABILITY								
10-55-110-00	PERMANENT SALARIES	303,387	338,891	317,725	297,653	356,000	343,000	
10-55-120-00	PART-TIME SALARIES	8,529	8,525	12,052	11,075	15,000	15,000	
10-55-140-00	OVERTIME	4,374	1,029	521	425	2,000	2,000	
10-55-150-00	EMPLOYEE BENEFITS	153,342	156,962	148,226	129,516	176,000	171,000	

Account Number	Account Title	2016-17 Pri Year 3 Actual	2017-18 Pri Year 2 Actual	2018-19 Pri Year Actual	06/20 Cur YTD Actual	2019-20 Cur Year Budget	2020-21 Future year Budget	FUTURE YEAR BUDGET
10-55-157-00	UNIFORM ALLOWANCE	3,566	4,241	4,721	2,439	3,000	3,000	
10-55-190-00	SERVICE AWARDS	.00	79	925	214	1,000	1,000	
10-55-233-00	TRAINING	3,874	1,005	3,028	690	2,500	1,500	
10-55-240-00	OFFICE/OPERATING SUPPLIES	5,063	4,041	3,675	4,294	4,000	4,000	
10-55-250-00	EQUIPMENT MAINTENANCE	4,514	6,309	3,327	228	3,600	3,600	
10-55-250-01	FUEL EXPENSE	9,492	10,883	7,422	5,021	9,200	9,200	
10-55-265-00	ANIMAL SHELTER EXPENSE	23,741	25,791	33,756	35,223	29,000	29,000	
10-55-270-00	UTILITIES	8,354	8,899	8,335	7,445	9,000	9,000	
10-55-277-00	TELEPHONE EXPENSE	6,742	6,904	7,583	5,597	9,000	9,000	
10-55-315-00	OUTSIDE SERVICES	913	587	409	207	3,000	3,000	
10-55-320-00	PROPERTY ABATEMENT EXPENSE	7,523	1,025	.00	4,125	8,000	8,000	
10-55-320-01	GRAFFITI MITIGATION	429	1,410	955	.00	1,000	1,000	
10-55-330-00	NEIGHBORHOOD LEADERSHIP	.00	6,630	5,052	1,982	3,000	3,000	
10-55-335-00	COMMUNITY CONNECTION	.00	.00	9,015	4,089	5,000	5,000	
10-55-530-00	INSURANCE AND BONDS	12,500	15,000	16,000	16,000	17,000	21,000	
10-55-600-00	SUNDRY EXPENSE	606	939	1,303	442	1,000	1,000	
10-55-797-00	EQUIPMENT ACQUISITION	.00	9,108	2,352	.00	3,000	3,000	
Total URBAN LIVABILITY:		556,951	608,259	586,381	526,664	660,300	645,300	
FIRE DEPARTMENT								
10-57-110-00	PERMANENT SALARIES	2,484,157	2,630,684	3,404,560	3,275,517	3,944,000	3,750,000	
10-57-117-00	SALARIES - HOMELESS MITIGATION	.00	.00	150,757	816,782	720,000	670,000	
10-57-121-00	PART TIME FIREFIGHTERS	275,148	219,698	151,058	2,553	10,000	.00	
10-57-140-00	OVERTIME	150,240	154,020	124,843	71,239	120,000	120,000	
10-57-140-10	OVERTIME - HOMELESS MITIGATION	.00	.00	15,751-	.00	.00	.00	
10-57-150-00	EMPLOYEE BENEFITS	1,125,704	1,079,724	1,462,976	1,346,635	1,883,000	1,766,000	
10-57-150-01	BENEFITS - HOMELESS MITIGATION	.00	.00	48,487	308,822	380,000	290,000	
10-57-157-00	UNIFORM ALLOWANCE	42,696	43,791	54,775	60,148	80,000	80,000	
10-57-165-00	EMPLOYEE MEDICAL TESTING EXP.	14,414	19,113	19,990	5,541	20,000	35,000	
10-57-190-00	SERVICE AWARDS	5,194	7,179	3,953	1,792	5,000	5,000	
10-57-210-00	SUBSCRIPTIONS AND MEMBERSHIPS	.00	.00	7,338	12,016	16,000	16,000	
10-57-233-00	TRAINING	5,410	8,991	8,488	11,651	26,000	20,000	
10-57-235-00	TUITION ASSISTANCE	.00	18,224	21,164	8,782	35,000	40,000	
10-57-237-00	CONVENTIONS AND CONFERENCES	3,348	2,151	928	1,091	2,000	3,000	
10-57-240-00	OFFICE/OPERATING SUPPLIES	13,318	10,191	7,312	5,211	15,000	20,000	
10-57-250-00	EQUIPMENT MAINTENANCE	73,150	91,442	66,662	73,535	95,500	110,000	
10-57-250-01	FUEL EXPENSE	34,512	48,472	53,327	47,691	65,000	68,000	
10-57-263-01	FIRE STATION EXPENSE - #41	44,765	44,023	41,600	41,731	35,000	45,000	
10-57-263-02	FIRE STATION EXPENSE - #42	34,076	44,033	35,061	35,579	29,500	45,000	
10-57-263-03	FIRE STATION EXPENSE - #43	33,100	35,812	35,553	30,893	30,000	45,000	
10-57-275-01	WIRELESS TELEPHONE	7,696	7,263	10,388	7,214	11,000	12,000	
10-57-275-02	CELLULAR MODEM AIRTIME	5,259	7,721	9,202	11,393	17,600	18,600	
10-57-275-03	RADIO AIRTIME/UCAN	12,485	.00	.00	.00	.00	.00	
10-57-277-00	TELEPHONE EXPENSE	308	502	867	441	800	800	
10-57-310-00	PROFESSIONAL SERVICES	25,612	38,456	12,500	13,000	13,000	13,000	
10-57-310-01	AMBULANCE BILLING FEES	.00	.00	147,129	110,083	150,000	150,000	
10-57-310-02	STATE EMS FEES	.00	.00	57,346	48,678	47,000	62,000	
10-57-320-00	EMERGENCY MEDICAL SERVICES	13,847	21,835	46,392	58,859	40,000	40,000	
10-57-322-00	FIRE PREVENTION	2,894	4,281	2,277	5,006	6,500	6,500	
10-57-326-00	PROJECT EXP-HOMELESS MITIGATE.	.00	.00	.00	20,204	49,000	30,000	
10-57-330-00	PARAMEDIC EXPENDITURES	230	2,651	135	.00	.00	.00	
10-57-530-00	INSURANCE AND BONDS	86,500	89,000	110,000	107,500	100,000	149,000	
10-57-600-00	SUNDRY EXPENSE	4,036	3,984	2,869	4,908	9,000	9,000	
10-57-797-00	EQUIPMENT ACQUISITION	39,551	55,261	53,841	43,706	69,000	73,000	

Account Number	Account Title	2016-17 Pri Year 3 Actual	2017-18 Pri Year 2 Actual	2018-19 Pri Year Actual	06/20 Cur YTD Actual	2019-20 Cur Year Budget	2020-21 Future year Budget	FUTURE YEAR BUDGET
Total FIRE DEPARTMENT:		4,537,652	4,688,502	6,136,027	6,588,199	8,023,900	7,691,900	
STREETS AND HIGHWAYS								
10-61-110-00	PERMANENT SALARIES	726,849	604,460	566,020	538,863	610,000	630,000	
10-61-120-00	PART-TIME SALARIES	19,592	9,954	854	6,336	18,000	.00	
10-61-140-00	OVERTIME	23,400	25,047	37,900	31,595	27,000	32,000	
10-61-150-00	EMPLOYEE BENEFITS	366,290	293,326	272,761	282,615	306,000	301,000	
10-61-157-00	UNIFORM ALLOWANCE	7,538	8,596	9,362	8,956	10,500	10,500	
10-61-165-00	EMPLOYEE MEDICAL TESTING EXP.	1,771	1,485	1,234	1,478	2,000	2,000	
10-61-190-00	SERVICE AWARDS	389	224	725	1,303	1,500	1,500	
10-61-210-00	SUBSCRIPTIONS AND MEMBERSHIPS	922	889	701	618	950	950	
10-61-233-00	TRAINING	5,566	5,730	3,733	5,472	6,000	4,500	
10-61-243-00	OFFICE EXPENSE AND SUPPLIES	5,523	3,489	5,279	3,928	5,500	5,500	
10-61-245-00	OPERATING SUPPLIES	19,420	14,785	17,684	16,895	17,000	17,000	
10-61-248-00	STREET SIGNS	8,678	10,001	11,346	13,941	11,500	11,500	
10-61-250-00	EQUIPMENT MAINTENANCE	36,192	50,829	47,603	51,300	47,000	47,000	
10-61-250-01	FUEL EXPENSE	40,060	44,875	38,911	40,598	45,000	45,000	
10-61-259-00	TRAFFIC SIGNAL MAINTENANCE	.00	31,093	38,053	28,928	36,000	35,000	
10-61-261-00	FACILITIES MAINTENANCE	14,248	11,186	14,647	15,566	13,200	13,200	
10-61-270-00	UTILITIES	37,494	38,487	35,466	33,956	35,000	35,000	
10-61-275-00	STREET LIGHTING	213,676	259,416	215,204	175,811	215,000	215,000	
10-61-277-00	TELEPHONE EXPENSE	3,556	4,773	5,954	4,822	6,500	6,500	
10-61-278-00	EDUCATION/OUTREACH	.00	5,000	.00	.00	.00	.00	
10-61-315-00	OUTSIDE SERVICES	1,079	6,616	2,537	1,608	4,500	4,500	
10-61-410-00	ROAD MATERIALS	.00	.00	4,143	.00	5,000	5,000	
10-61-420-00	CLASS "C" ROADS - MAINTENANCE	168,225	586,695	69,404	166,175	600,000	680,000	
10-61-421-00	CLASS "C" EQUIPMENT	.00	400,053	293,987	.00	.00	.00	
10-61-423-00	CLASS "C" - MATERIALS	93,498	48,119	66,501	56,323	125,000	125,000	
10-61-425-00	CLASS "C" ROADS-CONSTRUCTION	232,930	26,576	852,565	538	.00	685,000	
10-61-440-00	STORMWATER MAINTENANCE	101,596	55,286	.00	.00	.00	.00	
10-61-530-00	INSURANCE AND BONDS	46,000	47,000	50,000	50,000	54,000	70,000	
10-61-600-00	SUNDRY EXPENSE	1,966	1,493	1,013	1,117	1,200	1,200	
10-61-797-00	EQUIPMENT ACQUISITION	3,073	1,446	2,163	857	3,000	3,000	
Total STREETS AND HIGHWAYS:		2,179,533	2,596,930	2,665,750	1,539,597	2,206,350	2,986,850	
ENGINEERING								
10-62-110-00	PERMANENT SALARIES	49,011	270,828	462,995	510,440	552,000	596,000	
10-62-140-00	OVERTIME	.00	.00	.00	5,816	.00	.00	
10-62-150-00	EMPLOYEE BENEFITS	25,202	114,315	191,614	214,898	264,000	281,000	
10-62-157-00	UNIFORM ALLOWANCE	1,680	1,735	3,360	1,680	1,200	4,200	
10-62-165-00	EMPLOYEE MEDICAL TESTING EXP.	.00	.00	93	120	150	150	
10-62-190-00	SERVICE AWARDS	200	.00	75	214	100	100	
10-62-210-00	SUBSCRIPTIONS AND MEMBERSHIPS	3,103	1,663	2,943	2,757	1,300	2,000	
10-62-233-00	TRAINING	210	935	745	680	3,000	4,000	
10-62-237-00	CONVENTIONS AND CONFERENCES	2,042	1,530	3,060	2,503	1,800	1,500	
10-62-240-00	SUPPLIES	399	634	701	2,238	3,000	1,250	
10-62-247-00	OFFICE/OPERATING SUPPLIES	273	253	190	1,083	300	500	
10-62-250-00	EQUIPMENT MAINTENANCE	883	478	660	882	800	1,000	
10-62-250-01	FUEL EXPENSE	769	1,746	4,667	5,521	3,000	5,000	
10-62-277-00	TELEPHONE EXPENSE	4,721	5,496	5,753	5,333	3,900	8,800	
10-62-310-00	PROFESSIONAL SERVICES	72,400	86,779	65,111	124,360	135,000	160,000	
10-62-440-00	STORMWATER MAINTENANCE	.00	.00	85,166	216,558	620,000	520,000	
10-62-530-00	INSURANCE AND BONDS	4,000	4,000	5,000	5,000	5,000	6,000	
10-62-600-00	SUNDRY EXPENSE	521	421	416	126	1,400	1,400	

Account Number	Account Title	2016-17 Pri Year 3 Actual	2017-18 Pri Year 2 Actual	2018-19 Pri Year Actual	06/20 Cur YTD Actual	2019-20 Cur Year Budget	2020-21 Future year Budget	FUTURE YEAR BUDGET
10-62-797-00	EQUIPMENT ACQUISITION	.00	899	211	765	400	400	
Total ENGINEERING:		165,415	491,710	832,761	1,100,973	1,596,350	1,593,300	
PUBLIC ASSETS								
10-64-110-00	PERMANENT SALARIES	134,744	137,046	135,351	146,164	140,000	145,000	
10-64-111-00	PERMANENT SALARIES - ADMIN	160,755	167,293	175,119	165,469	186,000	189,000	
10-64-140-00	OVERTIME	2,289	10,794	11,378	11,784	12,000	12,000	
10-64-150-00	EMPLOYEE BENEFITS	131,874	138,406	137,163	142,642	157,000	159,000	
10-64-157-00	UNIFORM ALLOWANCE	1,219	2,035	2,357	1,562	4,840	4,840	
10-64-165-00	EMPLOYEE MEDICAL TESTING	206	537	672	241	300	300	
10-64-190-00	SERVICE AWARDS	.00	79	500	.00	300	300	
10-64-210-00	SUBSCRIPTIONS AND MEMBERSHIPS	2,787	5,986	5,671	5,552	5,800	5,800	
10-64-233-00	TRAINING	4,971	6,177	3,411	3,915	7,600	6,000	
10-64-235-00	TUITION ASSISTANCE	.00	.00	286	.00	2,500	2,500	
10-64-243-00	OFFICE EXPENSE AND SUPPLIES	1,341	1,061	1,039	1,041	1,000	1,000	
10-64-245-00	OPERATING SUPPLIES	3,405	2,178	3,164	1,846	2,200	3,200	
10-64-250-00	EQUIPMENT MAINTENANCE	.00	201	.00	.00	.00	.00	
10-64-250-01	FUEL EXPENSE	1,539	2,830	2,244	3,366	3,500	3,500	
10-64-259-00	FLEET MAINTENANCE	91,895	96,894	86,795	50,291	93,000	93,000	
10-64-261-00	FACILITY MAINTENANCE	12,373	7,405	11,513	4,118	9,200	9,200	
10-64-277-00	TELEPHONE EXPENSE	2,014	1,593	1,401	1,398	2,500	2,500	
10-64-277-01	TELEPHONE EXPENSE - ADMIN	2,406	2,063	2,456	1,511	2,900	2,900	
10-64-315-00	OUTSIDE SERVICES	.00	.00	.00	.00	1,000	1,000	
10-64-530-00	INSURANCE AND BONDS	2,000	3,000	4,000	4,000	4,000	5,000	
10-64-600-00	SUNDRY EXPENSE	300	718	796	197	1,000	1,000	
10-64-797-00	EQUIPMENT ACQUISITION	352	1,354	234	100	1,800	1,800	
Total PUBLIC ASSETS:		556,472	587,647	585,552	545,198	638,440	648,840	
BUILDING AND PLANNING SERVICES								
10-65-110-00	PERMANENT SALARIES	493,507	501,071	467,827	499,855	626,000	715,000	
10-65-120-00	PART-TIME SALARIES	15,975	15,426	15,813	20,033	16,000	16,000	
10-65-140-00	OVERTIME	.00	924	.00	.00	1,000	1,000	
10-65-150-00	EMPLOYEE BENEFITS	215,114	215,170	194,868	213,672	293,000	305,000	
10-65-157-00	UNIFORM ALLOWANCE	800	1,004	626	857	800	1,200	
10-65-190-00	SERVICE AWARDS	600	79	500	214	500	500	
10-65-210-00	SUBSCRIPTIONS AND MEMBERSHIPS	1,763	1,052	1,214	3,920	4,400	4,400	
10-65-220-00	ORDINANCES AND PUBLIC NOTICES	1,459	998	1,026	154	1,625	1,625	
10-65-233-00	TRAINING	3,587	1,685	4,310	2,208	4,000	4,000	
10-65-237-00	CONVENTIONS AND CONFERENCES	6,634	4,313	2,075	1,281	6,500	3,500	
10-65-240-00	OFFICE/OPERATING SUPPLIES	6,255	5,597	6,328	6,086	7,500	7,500	
10-65-250-00	EQUIPMENT MAINTENANCE	503	3,620	1,381	425	4,500	4,500	
10-65-250-01	FUEL EXPENSE	2,124	2,115	2,427	2,308	3,000	3,000	
10-65-277-00	TELEPHONE EXPENSE	5,603	5,571	6,071	5,706	7,000	7,000	
10-65-310-00	PROFESSIONAL SERVICES	50,132	67,076	184,571	127,065	160,000	160,000	
10-65-310-15	PROF SERVICES - REIMBURSED CST	.00	.00	.00	17,353	75,000	75,000	
10-65-311-00	COMMISION STIPENDS	4,291	4,912	5,250	2,143	6,000	6,000	
10-65-315-00	OUTSIDE SERVICES	6,454	7,758	6,102	4,501	10,000	10,000	
10-65-375-00	CREDIT PMT/COLLECTION FEES	6,177	3,773	9,749	8,032	4,000	4,000	
10-65-530-00	INSURANCE AND BONDS	17,000	18,000	19,000	19,000	20,000	32,000	
10-65-600-00	SUNDRY EXPENSE	1,631	2,098	2,672	797	2,000	2,000	
10-65-797-00	EQUIPMENT ACQUISITION	1,312	2,427	9,295	12,949	10,000	10,000	
Total BUILDING AND PLANNING SERVICES:		840,922	864,668	941,105	948,558	1,262,825	1,373,225	

Account Number	Account Title	2016-17 Pri Year 3 Actual	2017-18 Pri Year 2 Actual	2018-19 Pri Year Actual	06/20 Cur YTD Actual	2019-20 Cur Year Budget	2020-21 Future year Budget	FUTURE YEAR BUDGET
RECREATION								
10-66-110-00	PERMANENT SALARIES	211,595	221,493	242,741	227,026	244,000	245,000	
10-66-120-00	PART-TIME SALARIES	32,064	27,433	15,173	13,356	26,000	26,000	
10-66-130-00	OFFICIATING SALARIES	10,723	15,582	25,825	19,459	26,000	26,000	
10-66-140-00	OVERTIME	.00	35	.00	.00	1,000	1,000	
10-66-150-00	EMPLOYEE BENEFITS	107,050	112,215	105,396	99,861	122,000	119,000	
10-66-165-00	EMPLOYEE MEDICAL TESTING	568	693	1,330	991	2,000	2,000	
10-66-190-00	SERVICE AWARDS	802	525	1,003	455	1,000	1,000	
10-66-233-00	TRAINING	1,960	1,766	1,027	1,633	1,800	1,800	
10-66-237-00	CONVENTIONS & CONFERENCES	2,273	2,501	1,800	2,941	2,300	1,000	
10-66-240-00	SUPPLIES	5,271	5,285	4,336	3,312	5,000	5,000	
10-66-250-00	EQUIPMENT-SUPPLIES & MAINT	2,577	4,078	2,044	1,337	3,000	3,000	
10-66-250-01	FUEL EXPENSE	3,996	6,467	5,739	4,212	7,000	7,000	
10-66-277-00	TELEPHONE EXPENSE	2,780	2,074	3,514	3,505	2,500	2,500	
10-66-530-00	INSURANCE & BONDS	6,500	7,000	8,000	8,000	9,000	11,000	
10-66-550-01	SPORTS PROGRAMS - YOUTH	29,101	29,899	28,138	22,277	28,000	28,000	
10-66-550-02	SPORTS PROGRAMS - ADULTS	4,844	6,655	4,587	630	5,000	5,000	
10-66-600-00	SUNDRY	630	944	583	558	1,050	1,050	
10-66-797-00	EQUIPMENT ACQUISITION	6,883	7,829	7,009	2,269	6,000	6,000	
Total RECREATION:		429,617	452,473	458,246	411,822	492,650	491,350	
PARKS								
10-67-110-00	PERMANENT SALARIES	131,841	181,671	184,267	184,235	207,000	216,000	
10-67-140-00	OVERTIME	798	1,970	1,295	709	2,000	2,000	
10-67-150-00	EMPLOYEE BENEFITS	73,655	88,796	91,497	93,099	116,000	119,000	
10-67-157-00	UNIFORM ALLOWANCE	3,319	3,567	3,400	3,919	5,040	5,040	
10-67-165-00	EMPLOYEE MEDICAL TESTING EXP.	244	283	278	169	300	300	
10-67-190-00	SERVICE AWARDS	200	.00	.00	109	500	500	
10-67-233-00	TRAINING	2,686	2,350	3,579	3,032	4,000	3,000	
10-67-235-00	TUITION ASSISTANCE	.00	.00	.00	.00	2,500	2,500	
10-67-243-00	OFFICE/OPERATING SUPPLIES	.00	.00	.00	.00	300	300	
10-67-245-00	PARKS MAINTENANCE SUPPLIES	19,638	22,918	27,225	24,718	29,000	29,000	
10-67-250-00	EQUIPMENT MAINTENANCE	11,870	12,460	11,522	9,124	12,000	12,000	
10-67-250-01	FUEL EXPENSE	6,189	9,304	11,008	9,032	8,000	8,000	
10-67-270-00	UTILITIES	52,466	49,281	41,755	35,869	62,000	62,000	
10-67-277-00	TELEPHONE EXPENSE	2,024	2,613	4,007	3,144	3,800	3,800	
10-67-333-00	GRAFFITI REMOVAL	.00	.00	.00	.00	1,000	1,000	
10-67-440-00	PLAYGROUND EQUIP MAINTENANCE	365	1,375	216	3,770	6,200	6,200	
10-67-530-00	INSURANCE AND BONDS	8,999	10,000	11,001	11,000	11,500	16,000	
10-67-600-00	SUNDRY EXPENSE	164	.00	95	1	250	250	
10-67-797-00	EQUIPMENT ACQUISITION	4,900	4,531	3,655	4,270	5,000	5,000	
Total PARKS:		319,357	391,120	394,801	386,200	476,390	491,890	
SSL PROMISE								
10-68-110-00	PERMANENT SALARIES	.00	.00	.00	2,614	.00	.00	
10-68-111-00	GRANT SALARIES-FULL TIME	.00	.00	2,255	150,490	.00	.00	
10-68-112-00	GRANT SALARIES-PART TIME	.00	.00	960	62,581	.00	.00	
10-68-150-00	EMPLOYEE BENEFITS	.00	.00	1,212	77,175	.00	.00	
10-68-600-00	SUNDRY EXPENSE	4,698	.00	.00	.00	.00	.00	
10-68-801-01	21ST CENTURY CARRYOVER	.00	.00	.00	1,260	75,000	.00	
10-68-801-02	21ST CENTURY MINI GRANT	7,616	.00	3,158	6,541	7,200	7,200	
10-68-802-01	21ST CENTRY WILSON SALARIES	38,852	26,636	29,829	63,337	71,300	71,300	
10-68-802-02	21ST CENTRY WILSON BENEFITS	16,316	9,115	3,891-	19,299	28,530	28,530	
10-68-802-03	21ST CENTURY WILSON TRAVEL	.00	11,070	13,662	10,903	15,000	15,000	

Account Number	Account Title	2016-17 Pri Year 3 Actual	2017-18 Pri Year 2 Actual	2018-19 Pri Year Actual	06/20 Cur YTD Actual	2019-20 Cur Year Budget	2020-21 Future year Budget	FUTURE YEAR BUDGET
10-68-802-04	21ST CENTURY WILSON SUP & MAT	425	.00	.00	937	4,500	4,500	
10-68-802-07	21ST CENTRY WILSON CELL/ OTHER	.00	.00	25	394	600	600	
10-68-802-08	21ST CENTURY WILSON PRO & TECH	.00	180	2,833	1,780	4,000	4,000	
10-68-802-09	21ST CENTURY WILSON OTHER SER	1,215	.00	.00	.00	.00	.00	
10-68-803-01	21ST CENTURY HNM SALARIES	32,213	23,047	24,672	57,667	67,900	67,900	
10-68-803-02	21ST CENTURY HNM BENEFITS	14,106	10,306	2,887	16,875	28,190	28,190	
10-68-803-03	21ST CENTURY HNM TRAVEL	.00	.00	40	433	1,200	1,200	
10-68-803-04	21ST CENTURY HNM SUPLIES & MAT	28	35	325	2,801	4,500	4,500	
10-68-803-07	21ST CENTURY HNM OTHER	618	.00	.00	.00	600	600	
10-68-803-08	21ST CENTURY HNM PRO & TECH	.00	.00	450	5,680	6,000	6,000	
10-68-803-09	21ST CENTURY HNM OTHER PRCHSD	.00	.00	.00	.00	12,000	12,000	
10-68-803-10	21ST CENTURY HNM PROPERTY SRV	14,754	.00	2,800	.00	10,000	10,000	
10-68-804-01	21ST CENTURY LINCOLN SALARIES	20,493	21,247	13,265	21,010	83,500	67,016	
10-68-804-02	21ST CENTURY LINCOLN BENEFITS	1,962	893	2,419	8,742	36,350	24,301	
10-68-804-03	21ST CENTURY LINCOLN TRAVEL	.00	.00	.00	.00	1,200	.00	
10-68-804-04	21ST CENTURY LINCOLN SUP & MAT	.00	.00	114	.00	4,500	.00	
10-68-804-07	21ST CENTURY LINCOLN OTHER	.00	.00	.00	.00	600	513	
10-68-804-08	21ST CENTURY LINCOLN PRO&TECH	3,990	4,000	.00	.00	4,000	3,500	
10-68-805-01	21ST CENTURY GP SALARIES	27,525	26,997	25,246	.00	74,000	58,700	
10-68-805-02	21ST CENTURY GP BENEFITS	5,918	6,665	6,337	.00	28,802	23,470	
10-68-805-03	21ST CENTURY GP TRAVEL	4,950	25-	.00	.00	15,000	12,000	
10-68-805-04	21ST CENTURY GP SUPPLIES & MAT	.00	368	360	.00	4,500	.00	
10-68-805-07	21ST CENTURY GP OTHER	.00	.00	.00	.00	600	300	
10-68-805-08	21ST CENTURY GP PROF & TECH SV	3,990	3,505	.00	.00	4,000	.00	
10-68-805-10	21ST CENTURY GP OTHER PURCHSD	.00	.00	.00	.00	.00	3,500	
10-68-806-01	21ST CNTURY ROOSEVELT SALARIES	33,572	47,410	18,874	58,180	74,000	74,000	
10-68-806-02	21ST CNTURY ROOSEVELT BENEFIT	14,825	13,673	9,316	24,463	28,802	28,802	
10-68-806-03	21ST CNTURY ROOSEVELT TRAVEL	27,219	2,792	.00	9,935	15,000	15,000	
10-68-806-04	21ST CNTURY ROOSEVELT SUPPLY	.00	.00	.00	1,362	4,500	4,500	
10-68-806-07	21ST CNTURY ROOSEVELT OTHR/CE	.00	.00	.00	417	600	600	
10-68-806-08	21ST CNTURY ROOSEVELT PROF/TE	.00	.00	.00	3,545	4,000	4,000	
10-68-807-01	21ST CENTURY UIS SALARIES	28,770	25,649	22,182	48,273	83,500	83,500	
10-68-807-02	21ST CENTURY UIS BENEFITS	12,306	10,360	12,308	22,169	36,350	36,350	
10-68-807-03	21ST CENTURY UIS TRAVEL	.00	.00	.00	156	1,200	1,200	
10-68-807-04	21ST CENTURY UIS SUPPIES/MTRLS	.00	.00	.00	712	4,500	4,500	
10-68-807-07	21ST CENTURY UIS OTHER	150	.00	.00	434	600	600	
10-68-807-08	21ST CENTURY UIS PROFESSN SRVC	3,990	.00	.00	1,340	4,000	4,000	
10-68-808-04	21ST CNTRY RO - SUPPLIES	2,197	.00	.00	.00	.00	.00	
10-68-808-08	21ST CNTRY RO - PROFESSIONAL	2,800	.00	.00	.00	.00	.00	
10-68-808-09	21ST CNTRY RO - OTHER PUR SRVC	90-	.00	.00	.00	.00	.00	
10-68-809-01	21ST CENTURY PAL SALARIES	25,125	24,691	29,152	25,716	67,900	44,000	
10-68-809-02	21ST CENTURY PAL BENEFITS	10,380	15,661	16,217	8,955	28,190	22,000	
10-68-809-03	21ST CENTURY PAL TRAVEL	.00	300	.00	.00	12,000	2,000	
10-68-809-04	21ST CENTURY PAL SUPPLIES/MTRL	.00	317	.00	.00	1,200	.00	
10-68-809-07	21ST CENTURY PAL OTHER	.00	.00	.00	.00	5,100	.00	
10-68-809-08	21ST CENTURY PAL PURCH PRO/TCH	3,990	4,090	.00	.00	6,000	.00	
10-68-809-10	21ST CENTURY PAL OTHR/PRCH SRV	.00	.00	.00	.00	10,000	.00	
10-68-810-00	21ST CENTURY SOUTH W CENTER	.00	.00	5,519	.00	.00	.00	
10-68-810-01	21ST CENTURY SW SALARIES	13,966	22,273	29,961	.00	67,900	44,000	
10-68-810-02	21ST CENTURY SW BENEFITS	3,928	6,781	9,854	.00	28,190	22,000	
10-68-810-03	21ST CENTURY SW TRAVEL	.00	.00	300-	.00	1,200	.00	
10-68-810-04	21ST CENTURY SW SUPPLIES/MAT	.00	.00	674	.00	4,500	1,200	
10-68-810-07	21ST CENTURY SW OTHER	.00	.00	.00	.00	600	.00	
10-68-810-08	21ST CENTURY SW PRCH PRO/TCH	2,595	2,604	.00	.00	6,000	.00	
10-68-810-10	21ST CENTURY SW PRCH SERVICES	17,726	20,837	14,124	.00	22,000	6,500	
10-68-811-00	DWS SAFE PASS- PAL BOXING GYM	8,158-	.00	.00	.00	.00	.00	

Account Number	Account Title	2016-17 Pri Year 3 Actual	2017-18 Pri Year 2 Actual	2018-19 Pri Year Actual	06/20 Cur YTD Actual	2019-20 Cur Year Budget	2020-21 Future year Budget	FUTURE YEAR BUDGET
10-68-812-01	21ST CENTURY HSS SALARIES	34,550	32,666	30,954	2,124	67,900	.00	
10-68-812-02	21ST CENTURY HSS BENEFITS	12,321	12,212	12,030	217	28,190	.00	
10-68-812-03	21ST CENTURY HSS TRAVEL	.00	.00	.00	.00	12,000	.00	
10-68-812-04	21ST CENTURY HSS SUPPLIES/MAT	.00	.00	114	.00	1,200	.00	
10-68-812-07	21ST CENTURY HSS OTHER	.00	.00	.00	.00	5,100	.00	
10-68-812-08	21ST CENTURY HSS PURCH PRO/TC	3,990	.00	.00	.00	6,000	.00	
10-68-812-10	21ST CENTURY PAL OTHR PRCH SRV	.00	.00	.00	.00	10,000	.00	
10-68-815-01	DWS STEMLINK- HSS SALARIES	15,367	6,877	.00	.00	.00	.00	
10-68-815-02	DWS STEMLINK- HSS BENEFITS	1,674	2,862	.00	.00	.00	.00	
10-68-815-03	DWS STEMLINK- HSS SUPPLIES	2,771	.00	.00	.00	.00	.00	
10-68-815-04	DWS STEMLINK- HSS TRAVEL	1,540	.00	.00	.00	.00	.00	
10-68-816-01	DWS STEMLINK- PAL SALARIES	11,760	6,621	.00	.00	.00	.00	
10-68-816-02	DWS STEMLINK- PAL BENEFITS	1,401	1,522	.00	.00	.00	.00	
10-68-816-03	DWS STEMLINK- PAL SUPPLIES	636	.00	.00	.00	.00	.00	
10-68-816-04	DWS STEMLINK- PAL TRAVEL	325	360	.00	.00	.00	.00	
10-68-817-01	DWS STEMLINK- HNM SALARIES	7,330	5,697	.00	.00	.00	.00	
10-68-817-02	DWS STEMLINK- HNM BENEFITS	965	3,308	.00	.00	.00	.00	
10-68-817-03	DWS STEMLINK- HNM SUPPLIES	904	500	.00	.00	.00	.00	
10-68-817-04	DWS STEMLINK- HNM TRAVEL	1,000	400	.00	.00	.00	.00	
10-68-818-01	DWS STEMLINK- UIS SALARIES	7,305	5,761	.00	.00	.00	.00	
10-68-818-02	DWS STEMLINK- UIS BENEFITS	617	2,778	.00	.00	.00	.00	
10-68-818-03	DWS STEMLINK- UIS SUPPLIES	2,877	.00	.00	.00	.00	.00	
10-68-819-01	DWS STEMLINK- GP SALARIES	10,812	8,010	.00	.00	.00	.00	
10-68-819-02	DWS STEMLINK- GP BENEFITS	1,062	1,780	.00	.00	.00	.00	
10-68-820-00	DWS STEMLINK- SOUTHWEST CENTE	3,200	.00	.00	.00	.00	.00	
10-68-820-01	DWS STEMLINK- SW CNTR SALARIES	10,681	10,839	.00	.00	.00	.00	
10-68-820-02	DWS STEMLINK- SW CNTR BENEFITS	1,472	1,942	.00	.00	.00	.00	
10-68-820-03	DWS STEMLINK- SW CNTR SUPPLIES	707	205	.00	.00	.00	.00	
10-68-820-04	DWS STEMLINK- SW CNTR TRAVEL	1,300	.00	.00	.00	.00	.00	
10-68-821-01	SAMHSA - SALARIES	.00	.00	.00	.00	125,100	.00	
10-68-821-02	SAMHSA - BENEFITS	.00	.00	.00	.00	18,600	.00	
10-68-821-03	SAMHSA - SUPPLIES	.00	.00	.00	.00	12,423	.00	
10-68-821-04	SAMHSA - TRAVEL	.00	.00	.00	.00	8,888	.00	
10-68-821-07	SAMHSA - OTHER	.00	.00	.00	.00	720	.00	
10-68-821-08	SAMHSA - CONTRACTS	.00	.00	.00	.00	73,800	.00	
10-68-835-02	DWS HS- SCOTT SCHOOL- BENEFITS	38	.00	.00	.00	.00	.00	
10-68-835-05	DWS HS- SCOTT SCHOOL- UTILITY	125	.00	.00	.00	.00	.00	
10-68-835-06	DWS HS- SCOTT SCHOOL- COMMUNI	37	38	.00	.00	.00	.00	
10-68-836-01	21ST CENTURY - COTTNWD SALARY	42,150	49,349	88,816	33,330	70,268	70,268	
10-68-836-02	21ST CENTURY-COTTNWD BENEFITS	16,961	14,866	28,384	14,504	19,526	19,526	
10-68-836-03	21ST CENTURY-COTTNWD TRAVEL	18,398	15,923	26,602	9,785	20,000	20,000	
10-68-836-04	21ST CENTURY-COTTNWD SUPPLIES	1,965	2,362	3,026	493	4,000	4,000	
10-68-836-07	21ST CENTURY-COTTNWD OTHER	843	1,110	1,388	438	1,000	1,000	
10-68-836-08	21ST CENTURY-COTTNWD PROFESSI	12,678	13,468	10,438	4,790	16,400	16,400	
10-68-837-01	21ST CENTURY-KSA SALARIES	27,838	39,673	68,687	46,158	48,500	48,500	
10-68-837-02	21ST CENTURY-KSA BENEFITS	12,171	24,581	31,911	14,969	18,386	18,386	
10-68-837-03	21ST CENTURY-KSA TRAVEL	4,835	3,889	3,040	3,741	20,000	20,000	
10-68-837-04	21ST CENTURY-KSA SUPPLIES	2,743	116	3,604	998	4,000	4,000	
10-68-837-07	21ST CENTURY - KSA OTHER	418	588	821	1,349	1,000	1,000	
10-68-837-08	21ST CENTURY-KSA PROFESSIONAL	11,554	8,834	7,368	3,690	10,000	10,000	
10-68-838-01	21ST CENTURY-MOSS SALARIES	31,541	48,142	85,163	50,348	70,268	70,268	
10-68-838-02	21ST CENTURY-MOSS BENEFITS	9,751	11,783	37,485	24,321	18,386	18,386	
10-68-838-03	21ST CENTURY-MOSS TRAVEL	1,568-	7,380	10,603	9,846	.00	.00	
10-68-838-04	21ST CENTURY-MOSS SUPPLIES	2,492	339	1,220	1,318	4,000	4,000	
10-68-838-07	21ST CENTURY-MOSS OTHER	406	1,175	1,235	918	1,000	1,000	
10-68-838-08	21ST CENTURY-MOSS PROFESSIONA	12,900	13,966	11,401	7,099	16,400	16,400	

Account Number	Account Title	2016-17 Pri Year 3 Actual	2017-18 Pri Year 2 Actual	2018-19 Pri Year Actual	06/20 Cur YTD Actual	2019-20 Cur Year Budget	2020-21 Future year Budget	FUTURE YEAR BUDGET
10-68-838-10	21ST CENT-MOSS OTHER PUR. SERV	.00	.00	.00	.00	2,280	2,280	
10-68-839-01	21ST CENTURY-CWEALTH SALARIES	22,155	41,364	39,901	54,770	48,500	48,500	
10-68-839-02	21ST CENTURY-CWEALTH BENEFITS	10,706	21,336	25,377	18,142	18,386	18,386	
10-68-839-03	21ST CENTURY-CWEALTH TRAVEL	610	1,200	40	624-	8,000	8,000	
10-68-839-04	21ST CENTURY-CWEALTH SUPPLIES	3,685	2,283	1,109	1,012	4,000	4,000	
10-68-839-07	21ST CENTURY-CWEALTH COMMUNI	955	1,068	981	394	1,000	1,000	
10-68-839-08	21ST CENTURY-CWEALTH PROFESSI	17,528	10,777	3,938	5,738	16,000	16,000	
10-68-839-09	21ST CENTURY-CWEALTH PROP. SVC	6,541	3,720	20,000	16,500	20,000	20,000	
10-68-842-01	UFFY - CWEALTH SALARIES	25,718	29,608	25,140	.00	28,500	.00	
10-68-842-02	UFFY-CWEALTH BENEFITS	3,006	2,263	3,101	.00	2,850	.00	
10-68-842-03	UFFY - CWEALTH SUPPLIES	3,465	3,121	2,898	.00	3,000	.00	
10-68-842-04	UFFY - CWEALTH TRAVEL	1,200	1,195	740	.00	1,200	.00	
10-68-842-05	UFFY - CWEALTH TRAINING	225	1,327	265	.00	2,000	.00	
10-68-842-08	UFFY - CWEALTH CONT SERV/FEES	6,871	7,316	7,693	.00	7,450	.00	
10-68-843-01	UFFY - HNM SALARIES	29,334	28,651	27,711	.00	35,150	.00	
10-68-843-02	UT FED FOR YOUTH - HNM BENEFIT	3,270	2,266	4,876	.00	3,850	.00	
10-68-843-03	UT FED FOR YOUTH - HNM SUPPLIE	2,977	2,476	1,865	.00	2,000	.00	
10-68-843-04	UT FED FOR YOUTH - HNM TRAVEL	1,200	596	.00	.00	.00	.00	
10-68-843-05	UT FED FOR YOUTH - HNM TRAININ	1,999	1,259	.00	.00	.00	.00	
10-68-843-08	UT FED FOR YOUTH - HNM CONTRAC	1,856	1,751	3,253	.00	4,000	.00	
10-68-844-00	UT FED FOR YOUTH - SCOTT SCHL	.00	75	.00	.00	.00	.00	
10-68-844-01	UFFY - SCOTT SCHOOL SALARIES	28,012	25,185	27,166	.00	28,500	.00	
10-68-844-02	UFFY - SCOTT SCHOOL BENEFITS	2,600	1,929	3,582	.00	2,850	.00	
10-68-844-03	UFFY - SCOTT SCHOOL SUPPLIES	2,855	3,182	2,587	.00	3,000	.00	
10-68-844-04	UFFY - SCOTT SCHOOL TRAVEL	400	300	1,180	.00	1,200	.00	
10-68-844-05	UFFY - SCOTT SCHOOL TRAINING	.00	560	873	.00	2,000	.00	
10-68-844-08	UFFY - SCOTT SCHOOL PROF FEES	.00	4,777	4,725	.00	7,450	.00	
10-68-845-01	DWS TEEN - PAL SALARIES	26,371	29,521	64,886	22,787	68,260	36,990	
10-68-845-02	DWS TEEN - PAL BENEFITS	5,670	2,342	13,274	4,562	17,242	3,699	
10-68-845-03	DWS TEEN - PAL SUPPLIES	2,354	3,788	2,872	994	1,500	1,500	
10-68-845-04	DWS TEEN - PAL TRAVEL	.00	990	633	581	1,200	1,200	
10-68-845-05	DWS TEEN - PAL TRAINING	1,596	959	570	331	750	750	
10-68-845-07	DWS TEEN - PAL EQUIPMENT	.00	.00	.00	263	600	600	
10-68-845-08	DWS TEEN - PAL PROF FEES	1,216	3,046	1,903	586	1,000	1,000	
10-68-846-01	DWS TEEN - COTTONWOOD SALARIE	27,887	41,195	21,343	28,075	40,095	40,095	
10-68-846-02	DWS TEEN - COTTONWOOD BENEFIT	1,677	3,138	2,087	5,176	4,010	4,010	
10-68-846-03	DWS TEEN - COTTONWOOD SUPPLIE	7,114	2,953	67	635	1,500	1,500	
10-68-846-04	DWS TEEN - COTTONWOOD TRAVEL	436	100	.00	5,000	5,000	5,000	
10-68-846-05	DWS TEEN - COTTONWOOD TRAININ	.00	530	810	516	750	750	
10-68-846-07	DWS TEEN - COTTONWOOD EQUIPM	.00	.00	.00	350	600	600	
10-68-846-08	DWS TEEN - COTTONWOOD PROF FE	1,058	1,596	164	380	1,000	1,000	
10-68-847-01	DWS TEEN - KSA SALARIES	33,441	29,836	13,652	.00	13,500	.00	
10-68-847-02	DWS TEEN - KSA BENEFITS	2,799	1,697	1,312	.00	1,081	.00	
10-68-847-03	DWS TEEN - KSA SUPPLIES	2,889	2,913	.00	.00	.00	.00	
10-68-847-04	DWS TEEN - KSA TRAVEL	1,200	.00	.00	.00	.00	.00	
10-68-847-05	DWS TEEN - KSA TRAINING	1,999	769	1,025	.00	2,000	.00	
10-68-847-08	DWS TEEN - KSA PROF FEES	3,241	1,310	.00	.00	.00	.00	
10-68-848-01	DWS AMP ELEM - KSA SALARIES	21,187	22,308	10,955	10,025	26,320	23,480	
10-68-848-02	DWS AMP ELEM - KSA BENEFITS	2,074	1,711	1,038	1,096	2,632	2,343	
10-68-848-03	DWS AMP ELEM - KSA SUPPLIES	2,818	2,910	.00	305	550	550	
10-68-848-06	DWS AMP ELEM - KSA OUTREACH	177	.00	.00	438	600	600	
10-68-848-08	DWS AMP ELEM - KSA PROF FEES	1,680	2,992	38	831	500	500	
10-68-848-10	DWS AMP ELEM-KSA PROF DEVELOP	.00	.00	.00	70	.00	.00	
10-68-848-11	DWS AMP ELEM - KSA PROF DEV	.00	.00	.00	610	750	750	
10-68-849-01	DWS AMP ELEM - MOSS SALARIES	36,644	37,264	6,996	.00	7,380	.00	
10-68-849-02	DWS AMP ELEM - MOSS BENEFITS	4,209	3,064	757	.00	590	.00	

Account Number	Account Title	2016-17 Pri Year 3 Actual	2017-18 Pri Year 2 Actual	2018-19 Pri Year Actual	06/20 Cur YTD Actual	2019-20 Cur Year Budget	2020-21 Future year Budget	FUTURE YEAR BUDGET
10-68-849-03	DWS AMP ELEM - MOSS SUPPLIES	3,038	.00	.00	.00	.00	.00	
10-68-849-06	DWS AMP EIEM - MOSS CELLULAR	914	481	547	44	600	.00	
10-68-849-08	DWS AMP ELEM - MOSS PROF FEES	3,488	2,138	.00	.00	.00	.00	
10-68-853-01	DWS AMP ELEMENTARY PAL SALARY	67,290	59,799	54,733	27,464	42,705	45,220	
10-68-853-02	DWS AMP ELEMNTRY PAL BENEFITS	12,275	10,286	11,130	5,752	4,270	6,572	
10-68-853-03	DWS AMP ELEMENTARY PAL SUPPLY	2,934	3,109	2,023	1,983	2,000	2,000	
10-68-853-06	DWS AMP ELEMENTARY- PAL CELL	874	656	508	394	600	600	
10-68-853-08	DWS AMP ELEMNTRY PAL CONTRCTS	3,060	1,641	424	463	2,100	2,100	
10-68-853-11	DWS AMP ELEMNTRY PAL MISC	30	.00	.00	280	750	750	
10-68-854-00	DWS AMP ELEMENTARY - WW	.00	.00	38	50	.00	.00	
10-68-854-01	DWS AMP ELEMENTARY- WW SALARY	73,489	71,829	95,019	12,406	95,217	15,775	
10-68-854-02	DWS AMP ELEMNTRY- WW BENEFITS	7,243	6,579	18,958	1,348	23,130	1,578	
10-68-854-03	DWS AMP ELEMENTARY- WW SUPPLY	3,470	2,993	1,840	41	350	350	
10-68-854-06	DWS AMP ELEMENTARY- WW CELL	588	588	661	394	600	600	
10-68-854-08	DWS AMP ELEM - WW CONTRACTS	5,300	9,163	5,250	646	500	500	
10-68-854-11	DWS AMP ELEM - WW PROF DEV	.00	.00	.00	532	750	750	
10-68-855-00	DWS AMP ELMNTRY SCOTT SCHOOL	.00	500-	.00	.00	.00	.00	
10-68-855-01	DWS AMP ELMNTRY SCOTT SALARY	33,163	29,144	38,784	26,043	31,455	36,580	
10-68-855-02	DWS AMP ELMNTRY SCOTT BENEFIT	3,067	2,197	6,192	3,829	3,146	5,708	
10-68-855-03	DWS AMP ELMNTRY SCOTT SUPPLYS	2,875	3,441	1,998	1,773	2,000	2,000	
10-68-855-06	DWS AMP ELMNTRY SCOT CELL SRV	1,558	2,054	1,937	1,082	600	600	
10-68-855-10	DWS AMP ELMNTRY SCOT CNTRCTS	1,380	1,685	3,093	635	2,100	2,100	
10-68-855-11	DWS AMP ELMNTRY SCOT MISC	.00	.00	.00	252	750	750	
10-68-859-00	DWS AMP ELEM- MEADOWBROOK	.00	.00	930	.00	.00	.00	
10-68-859-01	DWS AMP ELEM- MEADOWBK SALAR	28,119	37,172	28,358	24,042	42,705	36,580	
10-68-859-02	DWS AMP ELEM- MEADOWBK BENEF	2,864	4,226	2,893	3,877	4,270	5,708	
10-68-859-03	DWS AMP ELEM- MEADOWBK SUPPL	3,004	2,593	1,995	1,180	2,000	2,000	
10-68-859-06	DWS AMP ELEM- MEADOWBK OUTRC	434	1,118	937	44	600	600	
10-68-859-10	DWS AMP ELEM- MEADOWBK CNTRC	900	3,325	2,318	1,271	4,000	2,100	
10-68-859-11	DWS AMP ELEM- MEADOWBK MISC	.00	.00	.00	275	750	750	
10-68-865-01	DWS AMP ELEM - HNM SALARIES	55,786	46,827	59,777	11,037	66,007	15,775	
10-68-865-02	DWS AMP ELEM - HNM BENEFITS	13,621	3,653	12,295	1,170	18,984	1,578	
10-68-865-03	DWS AMP ELEM - HNM SUPPLIES	3,220	3,006	2,018	129	350	350	
10-68-865-04	DWS AMP ELEM HNM CONTRACTS	1,327	977	.00	150	.00	750	
10-68-865-05	DWS AMP ELEM - HNM UTILITIES	3,426	6,154	592	30	.00	.00	
10-68-865-07	DWS AMP ELEM HNM EQUIPMENT	2,162	588	662	394	600	600	
10-68-865-08	DWS AMP ELEM HNM SRVCS/FEES	1,651	596	2,813	91	500	500	
10-68-865-11	DWS AMP ELEM HNM - PROF DEV	.00	.00	.00	457	750	.00	
10-68-866-01	DWS TEEN AMP - MWBRK SALARIES	58,068	56,459	46,487	.00	40,860	.00	
10-68-866-02	DWS TEEN AMP - MWBRK BENEFITS	13,260	10,849	5,054	.00	3,269	.00	
10-68-866-03	DWS TEEN AMP - MWBRK SUPPLIES	3,225	3,309	3,090	.00	3,100	.00	
10-68-866-04	DWS TEEN AMP - MWBRK MATERIAL	621	.00	460	.00	2,000	.00	
10-68-866-07	DWS TEEN AMP - MWBRK EQUIPMNT	1,405	1,612	981	44	1,200	.00	
10-68-866-08	DWS TEEN AMP - MWBRK SRV/FEES	12,984	11,447	2,966	.00	4,000	.00	
10-68-866-09	DWS TEEN AMP-MWBRK TRAVEL	.00	.00	1,599	.00	1,200	.00	
10-68-867-01	DWS TEEN AMP- UICS SALARIES	61,916	54,524	87,880	36,057	97,412	42,705	
10-68-867-02	DWS TEEN AMP - UICS BENEFITS	10,385	5,902	23,257	5,774	25,013	4,271	
10-68-867-03	DWS TEEN AMP - UICS SUPPLIES	1,693	2,546	3,052	362	1,000	1,000	
10-68-867-04	DWS TEEN AMP - UICS MATERIALS	581	.00	390	456	1,000	1,000	
10-68-867-07	DWS TEEN AMP - UICS EQUIPMENT	750	955	1,252	467	600	900	
10-68-867-08	DWS TEEN AMP - UICS SRVS/FEES	20,926	6,660	684	1,055	600	600	
10-68-868-01	DWS AMP ELEM- LINCOLN SALARIES	81,833	73,259	64,374	37,030	67,517	46,820	
10-68-868-02	DWS AMP ELEM- LINCOLN BENEFITS	7,752	7,021	6,286	3,531	5,414	6,732	
10-68-868-03	DWS AMP ELEM- LINCOLN SUPPLIES	2,970	2,954	1,982	723	2,000	2,000	
10-68-868-04	DWS AMP ELEM - LINCO MATERIALS	555	.00	.00	50	.00	750	
10-68-868-07	DWS AMP ELEM - LINC EQUIPMENT	605	660	1,169	306	600	600	

Account Number	Account Title	2016-17 Pri Year 3 Actual	2017-18 Pri Year 2 Actual	2018-19 Pri Year Actual	06/20 Cur YTD Actual	2019-20 Cur Year Budget	2020-21 Future year Budget	FUTURE YEAR BUDGET
10-68-868-08	DWS AMP ELEM - LINCO SRVS/FEES	4,855	1,823	5,291	1,740	3,500	3,500	
10-68-868-11	DWS AMP ELEM - LINCO PROF DEV	.00	.00	.00	.00	750	.00	
10-68-869-01	DWS TEEN AMP- GPJH SALARIES	76,415	77,618	85,117	22,399	81,000	51,345	
10-68-869-02	DWS TEEN AMP- GPJH BENEFITS	10,963	8,122	10,947	3,673	6,480	5,135	
10-68-869-03	DWS TEEN AMP- GPJH SUPPLIES	3,333	3,498	3,112	674	1,500	1,500	
10-68-869-04	DWS TEEN AMP - GPJH MATERIALS	781	.00	4,062	489	750	750	
10-68-869-07	DWS TEEN AMP - GPJH EQUIPMENT	1,022	1,008	1,169	438	600	600	
10-68-869-08	DWS TEEN AMP - GPJH SRVS/FEES	29,178	18,645	3,766	590	1,000	1,000	
10-68-869-09	DWS TEEN AMP - GPJH TRAVEL	12,937	14,615	12,093	5,000	20,000	5,000	
10-68-870-01	DWS AMP ELEM - RSVLT SALARIES	75,644	65,429	87,098	12,044	89,477	15,775	
10-68-870-02	DWS AMP ELEM - RSVLT BENEFITS	13,383	12,518	18,328	1,456	21,052	1,578	
10-68-870-03	DWS AMP ELEM - RSVLT SUPPLIES	3,107	2,908	1,965	160	350	350	
10-68-870-04	DWS AMP ELEM - RSVLT MATERIAL	.00	9,270	14,063	130	7,489	.00	
10-68-870-07	DWS AMP ELEM - RSVLT EQUIPMNT	588	588	666	394	600	600	
10-68-870-08	DWS AMP ELEM - RSVLT SRVS/FEE	7,398	7,273	4,939	922	500	500	
10-68-870-11	DWS AMP ELEM-RSVLT PROF DEVEL	.00	.00	.00	120	750	750	
10-68-871-01	DWS-HSS SUMMER PROGRAM-SALA	.00	.00	.00	.00	.00	48,600	
10-68-871-02	DWS-HSS SUMMER PROGRAM-BENE	.00	.00	.00	.00	.00	5,400	
10-68-872-01	DWS-PAL SUMMER PROGRAM-SALAR	.00	.00	.00	.00	.00	24,300	
10-68-872-02	DWS-PAL SUMMER PROGRAM BENEF	.00	.00	.00	.00	.00	2,700	
10-68-875-00	UNITED WAY- ROLL-OVER	.00	.00	.00	.00	34,464	.00	
10-68-876-00	UNITED WAY	.00	76	.00	.00	.00	.00	
10-68-876-01	UNITED WAY PERSONNEL	108,289	143,991	138,480	126,249	157,007	147,007	
10-68-876-02	UNITED WAY BENEFITS	76,617	70,591	38,931	51,685	74,293	67,993	
10-68-876-03	UNITED WAY TRAVEL/TRANSPORT	.00	.00	40	.00	.00	.00	
10-68-876-04	UNITED WAY MATERIALS/SUPPLIES	2,733	4,116	5,213	3,660	4,129	.00	
10-68-876-05	UNITED WAY EVALUATION	44,370	23,702	1,481	494	3,500	.00	
10-68-876-06	UNITED WAY OTHER	.00	520	3,765	856	.00	.00	
10-68-877-00	UNITED WAY STEM CENTER 2014-15	1,128	5,642	619	.00	.00	.00	
10-68-877-01	UNITED WAY STEM SALARIES	6,763	.00	17,514	.00	14,850	.00	
10-68-877-02	UNITED WAY STEM- BENEFITS	4,144	38	1,218	.00	1,485	.00	
10-68-877-04	UNITED WAY STEM MATERIAL/SUPPY	240	1,022	544	.00	2,000	.00	
10-68-877-07	UNITED WAY STEM PRGM START UP	5,847	.00	105	.00	1,665	.00	
10-68-878-00	UNITED WAY STEM ROLLOVER	.00	.00	.00	.00	13,298	.00	
10-68-880-00	SL COUNTY K-6 GRANT	.00	2,107-	.00	.00	.00	.00	
10-68-880-01	SL COUNTY K6 GRANT - SALARIES	19,221	18,432	17,535	.00	20,500	.00	
10-68-880-02	SL COUNTY K6 GRANT - BENEFITS	8,292	7,371	8,879	.00	10,250	.00	
10-68-880-04	SLC K6 GRANT - TRANSPORTATION	16,958	24,230	22,555	.00	7,200	.00	
10-68-880-08	SLC K6 GRANT - CONTRACTS	.00	.00	.00	.00	4,000	.00	
10-68-881-01	SLCO BEHAVOIR HEALTH SALARIES	31,922	35,350	30,560	.00	.00	.00	
10-68-881-02	SLCO BEHAVIOR HEALTH BENEFITS	14,641	19,358	14,198	.00	.00	.00	
10-68-882-00	SL CNTY - MOSS ELEMENTARY	.00	114-	.00	.00	.00	.00	
10-68-882-01	SL CNTY - MOSS ELEM - SALARIES	.00	31,230	36,073	20,464	31,455	.00	
10-68-882-02	SL COUNTY - MOSS EL - BENEFITS	.00	5,394	3,264	2,320	3,146	.00	
10-68-882-04	SL CNTY - MOSS ELEM - TRAVEL	.00	2,520	1,744	1,269	4,600	.00	
10-68-882-06	SL CNTY - MOSS ELEM - OTHER	.00	5,126	4,484	429	600	.00	
10-68-882-07	SL CNTY - MOSS - CONTRACTS	.00	.00	.00	.00	600	.00	
10-68-882-08	SL CNTY - MOSS EL - PROG SERVC	.00	3,206	3,434	427	750	.00	
10-68-884-00	PRIVATE GRANTS	.00	13,043	12,333	5,535	10,000	205,550	
10-68-884-01	PRIVATE GRANT - UW HNM	.00	.00	.00	.00	15,000	.00	
10-68-885-00	NAMI PREVENTION BY DESIGN	.00	1,516	.00	.00	.00	.00	
10-68-885-01	NAMI - SALARIES	.00	.00	.00	4,459	6,250	6,250	
10-68-885-02	NAMI - BENEFITS	.00	.00	.00	750	625	625	
10-68-885-03	NAMI - SUPPLIES	.00	.00	.00	2,187	5,125	5,125	
10-68-885-04	NAMI - TRANSPORTATION	.00	2,149	.00	60	.00	.00	
10-68-885-05	NAMI - TRAINING	.00	4,822	.00	.00	.00	.00	

Account Number	Account Title	2016-17 Pri Year 3 Actual	2017-18 Pri Year 2 Actual	2018-19 Pri Year Actual	06/20 Cur YTD Actual	2019-20 Cur Year Budget	2020-21 Future year Budget	FUTURE YEAR BUDGET
10-68-885-08	NAMI - PROF FEES AND SERVICES	.00	.00	.00	54	1,000	1,000	
10-68-886-01	BB TECH CENTER-SALARIES	10,097	.00	.00	34,956	41,000	60,700	
10-68-886-02	BB TECH CENTER-BENEFITS	892	.00	.00	12,600	18,000	19,800	
10-68-886-06	BB TEEN TECH CNTR-EQUIPMENT	.00	.00	.00	2,492	600	4,100	
10-68-887-01	NPRA FITNESS GRANT-SALARIES	.00	13,500	.00	.00	.00	.00	
10-68-887-02	NPRA FITNESS GRANT-BENEFITS	.00	1,035	.00	.00	.00	.00	
10-68-887-03	NPRA FITNESS GRANT-SUPPLIES	.00	1,695	.00	.00	.00	.00	
10-68-887-04	NPRA FITNESS GRANT-TRAVEL	.00	1,366	.00	.00	.00	.00	
10-68-887-05	NPRA FITNESS GRANT-OTHER	.00	1,744	.00	2,431	5,200	.00	
10-68-887-06	NPRA FITNESS GRANT-BUSSING	.00	460	.00	.00	.00	.00	
10-68-891-00	SL CO HEALTH - SAP - 2ND STEP	.00	.00	.00	.00	59,952	.00	
10-68-892-01	SL CO HEAL-SAP-POS ACT-SALARY	.00	.00	.00	21,016	30,018	30,018	
10-68-892-02	SL CO HEAL-SAP-POS ACT-BENEFIT	.00	.00	.00	4,921	2,489	2,489	
10-68-892-03	SL CO HEAL-SAP-POS ACT-SUPPLY	.00	.00	.00	100	1,949	1,949	
10-68-892-11	SL CO HEAL-SAP-POS ACT-TRAININ	.00	.00	.00	1,180	1,281	1,282	
10-68-893-01	SL CO HEALTH-SAP-PAAL-SALARIES	.00	.00	.00	19,104	30,018	30,018	
10-68-893-02	SL CO HEALTH-SAP-PAAL-BENEFITS	.00	.00	.00	4,722	2,489	2,489	
10-68-893-03	SL CO HEALTH-SAP-PAAL-SUPPLIES	.00	.00	.00	881	2,380	2,381	
10-68-893-11	SL CO HEALTH-SAP-PAAL-TRAINING	.00	.00	.00	1,162	850	850	
Total SSL PROMISE:		2,320,536	2,319,925	2,339,775	1,718,259	3,748,775	2,500,000	
COMMUNITY EVENTS								
10-69-430-01	COMMUNITY MOVIE NIGHT	.00	7,537	7,227	2,176	7,500	5,000	
10-69-430-02	FOURTH OF JULY	18,559	21,975	21,946	12,531	20,000	20,000	
10-69-430-08	HUCK FINN DAYS	2,000	1,909	1,593	.00	1,500	2,000	
10-69-430-09	GENERAL ADVERTISE & OPERATING	58	.00	.00	.00	.00	.00	
10-69-430-11	CITY NEWSLETTER/OUTREACH	25,775	24,367	29,496	28,027	30,000	30,000	
10-69-430-13	OTHER DONATIONS	3,276	2,250	3,300	1,600	.00	.00	
10-69-430-15	YOUTH CITY COUNCIL	2,754	1,248	3,325	648	2,000	2,000	
10-69-430-16	SENIOR CITIZENS	5,151	13,537	14,625	3,433	10,000	5,000	
10-69-430-17	SENIORS-ART PROGRAMMING	.00	.00	.00	.00	.00	10,000	
10-69-430-23	FESTIVALS	16,260	16,413	14,718	12,553	15,000	15,000	
10-69-430-24	ARTS COUNCIL - ENTERTAINMENT	6,985	6,565	5,875	6,644	7,000	7,000	
10-69-430-25	ARTS COUNCIL	65,050	62,491	54,994	31,480	104,000	70,000	
10-69-430-28	MISS SSL SCHOLARSHIP	2,000	800	.00	2,125	2,000	2,000	
10-69-430-29	SPORTS TICKETS	.00	.00	45	.00	.00	.00	
10-69-600-00	SUNDRY EXPENSE	.00	.00	100	.00	500	500	
Total COMMUNITY EVENTS:		147,867	159,091	157,243	101,218	199,500	168,500	
TRANSFERS								
10-95-920-00	TRANSFER TO RDA - ECON DEV	338,000	350,000	358,000	.00	.00	.00	
10-95-921-00	TRANSFER TO RDA-DEBT SERVICE	950,000	1,250,000	1,242,000	1,276,000	1,276,000	1,291,000	
10-95-935-00	TRANSFER FROM AMBULANCE FUND	.00	.00	371,685-	.00	.00	.00	
10-95-940-00	TRANSFER FROM HOUSING FUND	.00	.00	761,850-	.00	.00	.00	
Total TRANSFERS:		1,288,000	1,600,000	466,465	1,276,000	1,276,000	1,291,000	
GENERAL FUND Revenue Total:		25,805,247	27,180,046	30,774,052	29,056,975	36,163,480	35,723,505	
GENERAL FUND Expenditure Total:		25,539,851	27,157,825	28,602,330	28,313,023	36,163,480	35,723,505	
Net Total GENERAL FUND:		265,396	22,220	2,171,722	743,952	.00	.00	

PROMISE GRANT BUDGET

AFTER SCHOOL 21ST CENTURY LEARNING CENTER

Account Number	Account Title	2020-2021 Tentative Budget	Notes
Revenues			
10-3390-101	21st Century - Current Year	1,307,672.00	
Expenditures			
10-68-802-00	21st Century-Woodrow Wilson	123,930	
10-68-803-00	21st Century-Hser Ner Moo	130,390	
10-68-804-00	21ST CENTURY LINCOLN	95,330	
10-68-805-00	21st Century-Granite Park	97,970	
10-68-806-00	21st Century-Roosevelt	126,902	
10-68-807-00	21st Century-Utah International School	130,150	
10-68-808-00	21ST CNTRY ROLL OVER	-	
10-68-809-00	21st Century-PAL	68,000	
10-68-810-00	21st Century-Southwest Center	73,700	
10-68-812-00	21st Century-Historic Scott School	-	
10-68-836-00	21st Century-Cottonwood High	131,194	
10-68-837-00	21st Century-Kearns/St. Anne's	101,886	
10-68-838-00	21st Century-Moss	112,334	
10-68-839-00	21st Century-Commonwealth	115,886	
	Total Expenditures	1,307,672.00	
	NET DIFFERENCE	-	

AFTER SCHOOL 21ST CENTURY LEARNING CENTER--Mini Grant

Account Number	Account Title	2019-20 Tentative Budget	Notes
Revenues			
10-3390-102	21st Century - Mini Grant	7,200.00	
Expenditures			
10-68-801-02	21ST CCLC MINI GRANT	7,200.00	
	NET DIFFERENCE	-	

AFTERSCHOOL MATCH PARTNERSHIP (AMP) -- ELEMENTARY SCHOOL SERVICES

Account Number	Account Title	2019-20 Tentative Budget	Notes
Revenues			
10-3390-201	DWS Elementary Grants	300,000.00	
Expenditures			
10-68-848	Kearns St. Anne's	28,223.00	
10-68-849	Moss Elementary	-	
10-68-853	Central Park PAL Center	57,242.00	
10-68-854	Woodrow Wilson Elementary	19,553.00	
10-68-855	Historic Scott School	47,738.00	
10-68-859	Meadowbrook Elementary	47,738.00	
10-68-865	Hser Ner Moo Center	19,552.00	
10-68-868	Lincoln Elementary	60,402.00	
10-68-870	Roosevelt Elementary	19,552.00	
	Total Expenditures	300,000.00	
	NET DIFFERENCE	-	

AFTERSCHOOL MATCH PARTNERSHIP (AMP) -- TEEN SERVICES

Account Number	Account Title	2019-20 Tentative Budget	Notes
Revenues			
10-3390-202	DWS Teen Grants	214,500.00	
	Total Revenue	214,500.00	
Expenditures			
10-68-845	Central Park PAL Center	45,739.00	
10-68-846	Cottonwood	52,955.00	
10-68-847	Kearns St. Anne's	-	
10-68-866	Meadowbrook	-	
10-68-867	Utah International Charter School	50,476.00	
10-68-869	Granite Park Junior High	65,330.00	
	Total Expenditures	214,500.00	
	NET DIFFERENCE	-	

UNITED WAY

Account Number	Account Title	2019-20 Tentative Budget	Notes
Revenues			
10-3390-501	United Way	215,000	
Expenditures			
10-68-876-01	UNITED WAY PERSONNEL	147,007	
10-68-876-02	UNITED WAY BENEFITS	67,993	
10-68-876-03	UNITED WAY TRAVEL/TRANSPORT	-	
10-68-876-04	UNITED WAY MATERIALS/SUPPLIES	-	
10-68-876-05	UNITED WAY EVALUATION	-	
10-68-876-06	UNITED WAY OTHER	-	
	Total Expenditures	215,000.00	
	NET DIFFERENCE	-	

BEST BUY TEEN TECH CENTER

Account Number	Account Title	2019-20 Tentative Budget	Notes
Revenues			
10-3390-502	BEST BUY TEEN TECH CENTER	84,600	
Expenditures			
10-68-886-01	BEST BUY TEEN TECH CENTER EXPEND.	84,600	
	Total Expenditures	84,600.00	
	NET DIFFERENCE	-	

NAMI GRANT

Account Number	Account Title	2019-20 Tentative Budget	Notes
Revenues			
10-3390-402	NAMI Grant	13,000	
Expenditures			
10-68-885-00	NAMI PREVENTION BY DESIGN	13,000	
	Total Expenditures	13,000.00	
	NET DIFFERENCE	-	

PRIVATE GRANTS

Account Number	Account Title	2019-20 Tentative Budget	Notes
Revenues			
10-3390-901	PRIVATE GRANTS	205,550	
Expenditures			
10-68-884-00	PRIVATE GRANTS	205,550	
	Total Expenditures	205,550.00	
	NET DIFFERENCE	-	

SL County - Substance Abuse Prevention Positive Action

Account Number	Account Title	2019-20 Tentative Budget	Notes
Revenues			
10-3390-305	SL CO Health - Positive Action	35,737	
Expenditures			
10-68-892-00	SL CO Health - SAP - Positive Action	35,737	
	Total Expenditures	35,737.00	
	NET DIFFERENCE	-	

SL County - Substance Abuse Prevention PAAL

Account Number	Account Title	2019-20 Tentative Budget	Notes
Revenues			
10-3390-306	SL CO Health - PAAL	35,737	
Expenditures			
10-68-893-00	SL CO Health - SAP - PAAL	35,737	
	Total Expenditures	35,737.00	
	NET DIFFERENCE	-	

DWS AMP - Summer Programming

Account Number	Account Title	2019-20 Tentative Budget	Notes
Revenues			
10-3390-203	DWS-HSS Summer Program	54,000	
10-3390-203	DWS-PAL Summer Program	27,000	
Expenditures			
10-68-871-00	DWS-HSS Summer Program	54,000	
10-68-872-00	DWS-PAL Summer Program	27,000	
	Total Expenditures	81,000.00	
	NET DIFFERENCE	-	

Capital Improvements Fund

Statistical Information and Budget

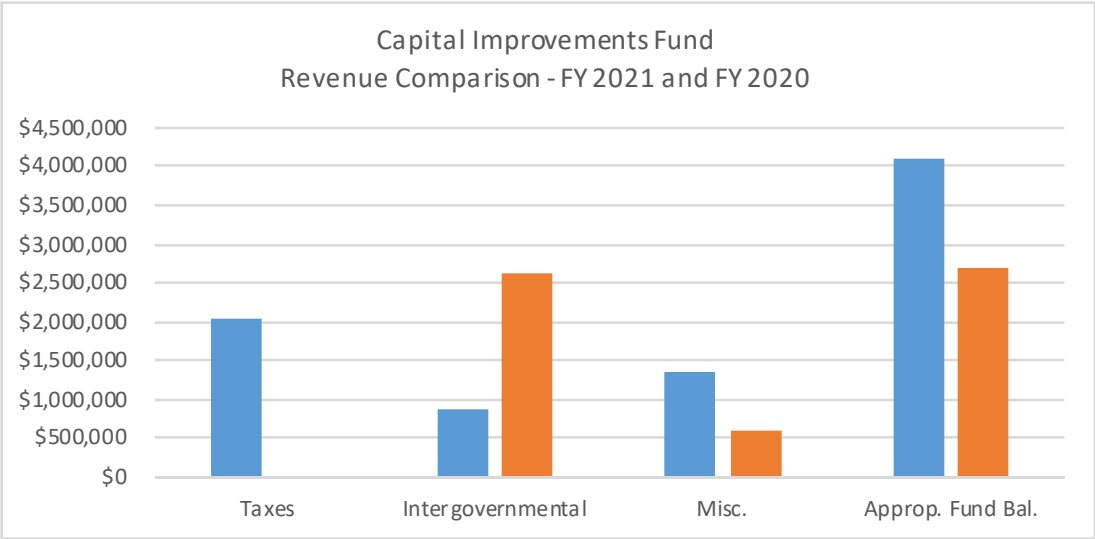
Capital Improvements Fund
Revenue Comparison - FY 2021 and FY 2020
$4,500,000
$4,000,000
$3,500,000
$3,000,000
$2,500,000
$2,000,000
$1,500,000
$1,000,000
$500,000
$0
Taxes
Intergovernmental
Misc.
Approp. Fund Bal.

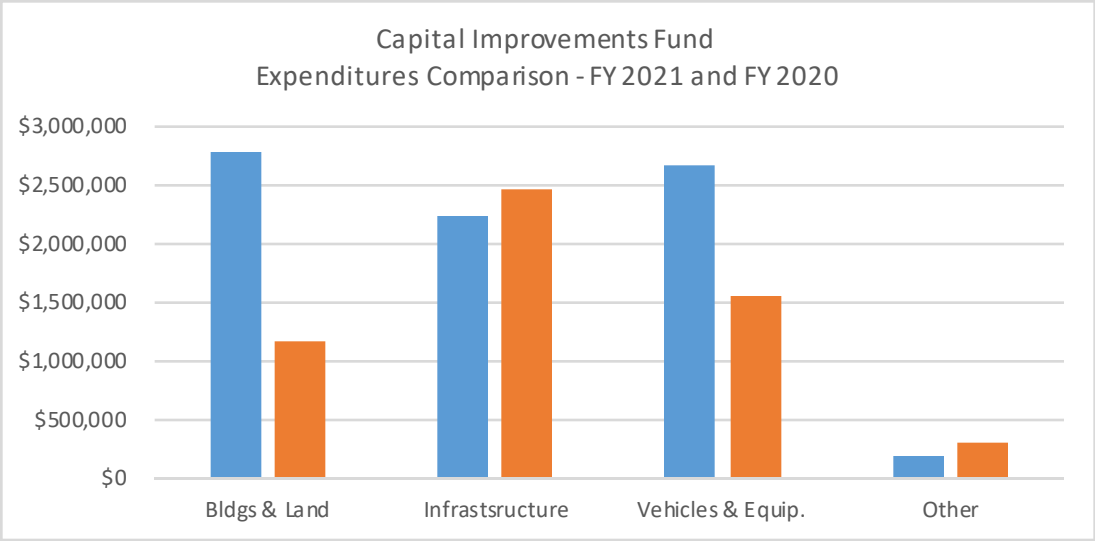
Capital Improvements Fund
Expenditures Comparison - FY 2021 and FY 2020
$3,000,000
$2,500,000
$2,000,000
$1,500,000
$1,000,000
$500,000
$0
Bldgs & Land
Infrastsructure
Vehicles & Equip.
Other

Account Number	Account Title	2016-17 Pri Year 3 Actual	2017-18 Pri Year 2 Actual	2018-19 Pri Year Actual	06/20 Cur YTD Actual	2019-20 Cur Year Budget	2020-21 Future year Budget	FUTURE YEAR BUDGET
CAPITAL IMPROVEMENTS FUND								
TAXES								
40-3130-000	SALES TAXES	1,713,057	1,689,731	1,756,489	1,643,959	724,000	.00	
40-3135-000	SALES TAXES-CITY OPTION	1,400,681	1,231,458	1,463,558	544,669	1,300,000	.00	
Total TAXES:		3,113,738	2,921,189	3,220,047	2,188,627	2,024,000	.00	
INTERGOVERNMENTAL REVENUE								
40-3314-000	FEDERAL COVID ASSISTANCE	.00	.00	.00	7,325	.00	.00	
40-3315-000	FEDERAL GRANT - CDBG	.00	.00	.00	.00	75,000	.00	
40-3316-000	POLICE BLOCK GRANT	50,007	.00	29,922	58,154	59,000	.00	
40-3317-000	EQUITABLE SHARE-LAW ENFORCE	.00	54,897	.00	.00	.00	.00	
40-3318-000	POLICE BULLET PROOF VEST GRANT	.00	.00	3,187	.00	10,000	.00	
40-3319-000	FEDERAL CDBG GRANT	.00	150,000	740,211	.00	125,000	145,000	
40-3325-000	FEDERAL STREETSCAPE GRANT	.00	.00	.00	97,849	.00	2,000,000	
40-3340-000	STATE GRANTS	20,000	.00	.00	.00	147,000	137,000	
40-3340-030	STATE SAFG ASSET FORFEIT GRANT	.00	1,839	.00	.00	.00	.00	
40-3341-000	STATE HOMELESS CENTER ASSIST	.00	.00	744,052	149,887	.00	.00	
40-3342-000	PARK IRRIGATION GRANT	40,000	.00	.00	.00	.00	.00	
40-3344-000	PRIVATE PARK GRANTS	.00	5,300	.00	.00	.00	.00	
40-3344-010	EQUIP. REIMBURSEMENT REVENUE	.00	.00	99,151	.00	.00	.00	
40-3362-000	500 W PROP OWNER PARTICIPATION	.00	.00	.00	183,952	.00	.00	
40-3380-000	PRIVATE GRANTS	8,000	899	28,219	112,000	103,000	.00	
40-3385-000	COUNTY OPTION HWY TAXES	1,000,000	.00	.00	835,972	.00	200,000	
40-3387-000	SL COUNTY GRANT	.00	4,500	.00	160,289	325,000	125,000	
Total INTERGOVERNMENTAL REVENUE:		1,118,007	217,435	1,644,741	1,605,429	844,000	2,607,000	
MISCELLANEOUS REVENUE								
40-3610-000	INTEREST EARNINGS	152,926	212,308	410,629	346,174	320,000	230,000	
40-3615-000	PARKS IMPACT FEES	.00	.00	996,000	1,035,971	790,000	300,000	
40-3617-000	INSURANCE SETTLEMENTS	25,000	16,209	.00	9,481	10,000	.00	
40-3620-000	POLICE EVIDENCE REVENUE	.00	20,700	19,983	.00	.00	.00	
40-3640-000	SALE OF FIXED ASSETS	13,805	73,147	127,091	36,824	100,000	50,000	
40-3644-000	SALE OF PROPERTY	.00	.00	.00	.00	130,000	.00	
Total MISCELLANEOUS REVENUE:		191,732	322,363	1,553,702	1,428,450	1,350,000	580,000	
REVENUE								
40-3740-000	IMPACT FEES - PARKS	13,416	452,764	.00	.00	.00	.00	
40-3749-000	LEASE PROCEEDS	80,199	.00	.00	.00	.00	.00	
Total REVENUE:		93,615	452,764	.00	.00	.00	.00	
TRANS/APPROPRIATN-FUND BALANCE								
40-3890-000	APPROPRIATION FRM FUND BALANC	.00	.00	.00	.00	3,386,300	2,670,000	
40-3890-001	APPROP FRM FUND BAL-STATE FUND	.00	.00	.00	.00	709,000	.00	
Total TRANS/APPROPRIATN-FUND BALANCE:		.00	.00	.00	.00	4,095,300	2,670,000	
CAPITAL EXPENDITURES								
40-80-701-00	GRANITE PROPERTY EXPENDITURES	.00	6,380	.00	.00	.00	.00	
40-80-703-00	PROP ACQUISITION-OAKLAND AVE	.00	.00	15,963	244,031	260,000	.00	
40-80-704-00	PARK IMPROVEMENTS	141,186	40,060	17,072	26,844	138,000	.00	
40-80-704-01	PARK/RECREATION LAND PURCHASE	1,232,254	.00	478,239	880	100,000	2,000	

Account Number	Account Title	2016-17 Pri Year 3 Actual	2017-18 Pri Year 2 Actual	2018-19 Pri Year Actual	06/20 Cur YTD Actual	2019-20 Cur Year Budget	2020-21 Future year Budget	FUTURE YEAR BUDGET
40-80-704-02	PARKS IMPROVEMENTS - DESIGN	27,783	51,670	55,278	.00	.00	.00	
40-80-704-03	FITTS PARK BRIDGE-CDBG FUNDS	.00	.00	6,460	2,133	.00	.00	
40-80-704-04	FITTS PARK EXPANSION-CDBG	.00	.00	688,305	151,908	.00	.00	
40-80-704-05	GATEWAY PARK-CDBG	.00	.00	50,514	31,017	75,000	.00	
40-80-704-06	GATEWAY PARK - IMPACT FEES	.00	.00	2,727	148,035	175,000	.00	
40-80-704-07	FITTS PARK BRIDGE-CITY FUNDS	.00	.00	5,925	22,739	.00	.00	
40-80-704-08	PARKS EXPANSIONS-IMPACT FEES	.00	.00	8,500	.00	.00	.00	
40-80-704-09	FITTS PARK WEST - IMPACT FEES	.00	.00	51,300	172,384	255,000	75,000	
40-80-704-10	STREETCAR TRAIL - IMPACT FEES	.00	.00	12,000	.00	200,000	.00	
40-80-704-11	COLUMBUS PARK-IMPACT FEES	.00	.00	.00	83,752	325,000	650,000	
40-80-704-12	LIONS PARK RESTROOM UPDATE	.00	.00	.00	.00	325,000	.00	
40-80-712-00	MORRIS AVENUE CITY HALL	145,018	184,746	29,119	89,058	130,000	28,000	
40-80-712-01	CITY HALL - INFRASTRUCTURE	.00	.00	.00	.00	137,000	137,000	
40-80-714-00	PUBLIC WORKS BUILDING	.00	.00	.00	.00	.00	50,000	
40-80-715-00	POLICE STATION	22,764	12,353	20,000	136,907	250,000	107,000	
40-80-716-00	FIRE STATION IMPROVEMENTS	36,157	236	91,837	848	165,000	.00	
40-80-722-00	SCOTT SCHOOL	.00	.00	.00	.00	20,000	.00	
40-80-723-00	PAL FACILITY IMPROVEMENTS	27,469	234,021	27,445	71,515	65,200	30,000	
40-80-723-01	PAL FACILITY IMPROVMNTS - CDBG	.00	150,000	.00	.00	.00	.00	
40-80-723-02	PAL FACILITY - DESIGN	17,804	.00	.00	.00	.00	.00	
40-80-725-00	PUBLIC WORKS BUILDING	3,708	44,453	21,244	24,590	75,000	.00	
40-80-726-00	ANIMAL SHELTER BUILDING	.00	.00	2,175	45,454	46,000	45,000	
40-80-727-00	COLUMBUS CENTER IMPROVEMENT	46,013	13,068	9,960	467	416,000	238,000	
40-80-727-05	COLUMBUS IMPROVMNTS-TECH CNT	.00	.00	37,736	136,141	103,000	.00	
40-80-728-00	STREET LIGHTING - STATE STREET	75,400	.00	.00	363,649	700,000	.00	
40-80-728-01	STREET LIGHTS-MAIN ST CDBG	.00	188,221	.00	.00	.00	145,000	
40-80-728-02	STREET LIGHTING - WEST TEMPLE	.00	.00	.00	27,218	262,000	262,000	
40-80-728-03	STREET LIGHTING-MAIN ST - CITY	.00	.00	.00	.00	.00	165,000	
40-80-729-00	MILLCREEK TRAIL SYSTEM	.00	4,163	.00	.00	.00	.00	
40-80-729-01	3300 S COMMUTER TRAIL	93,162	.00	.00	.00	.00	.00	
40-80-730-00	SAFE SIDEWALKS	54,603	50,646	58,011	28,764	60,000	40,000	
40-80-731-00	MISC CURB/GUTTER PROJECTS	29,860	10,130	8,366	6,602	40,000	20,000	
40-80-731-01	CURB/GUTTER/SIDEWALK - 2017-18	40,125	298,026	478,285	.00	.00	.00	
40-80-731-02	STORM WATER PROJECTS/STUDIES	15,857	1,030	.00	.00	100,000	100,000	
40-80-732-00	TREE TRIMMING	16,336	19,768	14,965	11,700	25,000	20,000	
40-80-737-00	STATE STREET STREETSCAPE	.00	.00	.00	.00	.00	2,000,000	
40-80-738-01	STREET CROSSING SIGNALS	.00	.00	40,715	.00	20,000	.00	
40-80-738-02	400 E TRAX CROSSING SIGNAL	18,611	146,482	59,819	5,901	.00	.00	
40-80-739-00	FENCING IMPROVEMENTS	.00	.00	.00	23,485	23,000	.00	
40-80-742-02	ROAD PROJECTS - 3900 S OVERLAY	.00	.00	.00	751	1,000,000	.00	
40-80-742-03	500 W RECONSTRUCTION	.00	.00	.00	.00	.00	130,000	
40-80-743-00	ROAD PROJECTS 2018-19	.00	.00	573,635	.00	.00	.00	
40-80-745-01	2700 SOUTH SIGNAL	.00	3,821	6,481	.00	.00	.00	
40-80-746-00	2700 SOUTH ROAD IMPROVEMENTS	.00	.00	757,738	.00	.00	.00	
40-80-747-00	BAIRD/HELM MEDIAN	4,443	.00	.00	.00	.00	.00	
40-80-750-00	POLICE EQUIPMENT	.00	.00	96,030	.00	.00	.00	
40-80-751-00	POLICE VEHICLES	144,612	526,024	236,374	806,946	984,000	300,000	
40-80-751-01	POLICE VEHICLES-HRC MITIGATION	.00	.00	519,000	.00	144,000	.00	
40-80-752-00	POLICE GRANT EXPENDITURE	3,995	.00	.00	.00	.00	.00	
40-80-752-02	POLICE BLOCK GRANT EXPENDITUR	46,669	.00	33,474	63,840	59,000	.00	
40-80-752-03	BULLET PROOF VEST GRANT EXP	7,880	10,959	8,748	9,933	15,000	.00	
40-80-753-01	DASH CAMERA REPLACEMENT	33,619	36,134	.00	.00	.00	.00	
40-80-755-00	COMPUTER HARDWARE	131,410	116,586	117,175	198,494	180,000	180,000	
40-80-755-01	POLICE HARDWARE	106,687	64,077	104,762	89,129	98,000	75,000	
40-80-756-00	COMPUTER SOFTWARE	36,257	66,366	63,051	50,957	80,000	50,000	
40-80-756-01	PUBLIC SAFETY SOFTWARE	.00	.00	.00	25,121	25,000	25,000	

Account Number	Account Title	2016-17 Pri Year 3 Actual	2017-18 Pri Year 2 Actual	2018-19 Pri Year Actual	06/20 Cur YTD Actual	2019-20 Cur Year Budget	2020-21 Future year Budget	FUTURE YEAR BUDGET
40-80-757-00	FIRE EQUIPMENT	.00	43,883	27,124	32,220	7,000	68,000	
40-80-757-01	EQUIP XFERRED FROM AMBUL FUND	.00	.00	540,832	.00	.00	.00	
40-80-757-02	FIRE STATION ALERT SYSTEM	.00	.00	99,871	.00	.00	.00	
40-80-757-04	BRUSH FIRE TRUCK	.00	.00	138,675	.00	.00	.00	
40-80-757-05	FIRE VEHICLE	25,376	79,925	624,614	38,829	35,000	.00	
40-80-757-06	PARAMEDIC EQUIPMENT	.00	.00	216,732	.00	.00	.00	
40-80-757-07	FIRE EQUIP-HOMELESS MITIGATION	.00	.00	225,055	.00	28,000	.00	
40-80-759-00	PUBLIC WORKS VEHICLES	.00	98,910	245,110	.00	.00	325,000	
40-80-759-01	PUBLIC WORKS SCISSOR LIFT	.00	.00	.00	16,660	18,000	.00	
40-80-759-02	STORM WATER VEHICLE	.00	.00	.00	.00	.00	45,000	
40-80-759-03	PARK PICK-UP TRUCK	.00	33,356	.00	72,177	77,000	.00	
40-80-759-04	STREET DEPARTMENT TRUCK	.00	.00	.00	38,271	38,500	.00	
40-80-759-05	FLEET 2500HD WORK TRUCK	.00	.00	.00	35,859	40,000	.00	
40-80-759-08	STREET 10 WHEEL TRUCK	.00	.00	.00	111,875	210,000	95,000	
40-80-759-09	STREET 4500 DUMP TRUCK	.00	.00	.00	51,028	65,000	.00	
40-80-759-14	BLDG DEPARTMENT PICK-UP	.00	.00	.00	62,141	68,000	.00	
40-80-759-15	URBAN LIV/ANIMAL CNTRL VEHICLE	.00	.00	.00	31,078	34,000	35,000	
40-80-761-00	PUBLIC WORKS EQUIPMENT	85,649	42,785	16,389	156,540	227,000	50,000	
40-80-761-03	MOWERS/PARKS EQUIPMENT	22,333	96,495	25,096	7,246	9,200	.00	
40-80-761-05	SHOP EQUIPMENT	.00	7,067	8,236	25,518	29,700	.00	
40-80-763-01	BUILDING DEPARTMENT PICKUP	.00	.00	.00	.00	.00	35,000	
40-80-763-02	COMMUNITY DEVELOPMENT VEHICL	.00	.00	.00	.00	35,000	.00	
40-80-764-00	RECREATION DEPT PICK-UP TRUCK	.00	.00	.00	71,992	77,000	.00	
40-80-768-00	SENIOR BUS	.00	.00	.00	.00	.00	20,000	
40-80-768-02	ENGINEERING DEPT TRUCK	.00	.00	.00	.00	70,000	70,000	
40-80-780-01	LEASE PAYMENTS	20,050	.00	.00	.00	.00	.00	
40-80-791-00	HOMELESS SHELTER EXPENSES	.00	201,050	71,053	69,905	.00	.00	
40-80-794-00	GENERAL MASTER PLAN	.00	.00	.00	.00	.00	200,000	
40-80-796-00	CAPITAL PROJECTS DESIGN	15,000	12,251	11,891	.00	.00	.00	
40-80-798-00	EOC - SUPPLIES/EQUIPMENT	16,284	55,221	32,430	19,780	25,000	25,000	
40-80-798-30	COVID19 EXPEND - SUPPLIES	.00	.00	.00	10,402	.00	.00	
40-80-798-40	COVID19 EXPEND - OTHER	.00	.00	.00	16,384	.00	.00	
40-80-798-60	COVID 19 EXPEND - POLICE	.00	.00	.00	15,369	.00	.00	
40-80-798-65	COVID 19 EXPEND - FIRE	.00	.00	.00	7,322	.00	.00	
40-80-800-01	WEBSITE DEVELOPMENT	2,588	1,866	15,338	17,887	15,000	15,000	
40-80-838-02	GREEN BIKE PROGRAM	.00	.00	.00	15,000	15,000	.00	
	Total CAPITAL EXPENDITURES:	2,746,963	2,952,227	7,106,873	4,024,673	8,198,600	5,857,000	
TRANSFERS								
40-95-922-00	TRANSFER FROM HOUSING FUND	.00	.00	477,219-	.00	.00	.00	
40-95-925-00	TRANSFER TO LEASED EQUIP FUND	305,335	325,385	325,386	.00	114,700	.00	
40-95-926-00	TRANSFER FROM AMBULANCE FUND	.00	.00	540,832-	.00	.00	.00	
40-95-935-00	TRANSFER TO AMBULANCE FUND	36,000	51,000	.00	.00	.00	.00	
	Total TRANSFERS:	341,335	376,385	692,665-	.00	114,700	.00	
	CAPITAL IMPROVEMENTS FUND Revenue Total:	4,517,091	3,913,752	6,418,491	5,222,507	8,313,300	5,857,000	
	CAPITAL IMPROVEMENTS FUND Expenditure Total:	3,088,298	3,328,612	6,414,208	4,024,673	8,313,300	5,857,000	
	Net Total CAPITAL IMPROVEMENTS FUND:	1,428,793	585,140	4,283	1,197,834	.00	.00	
	Net Grand Totals:	1,428,793	585,140	4,283	1,197,834	.00	.00	

Capital Improvements Fund

Budget Detail
Schedule

CAPITAL IMPROVEMENTS FUND

Account Number	Account Title	2019-20 Final Budget	2020-21 Tentative Budget	2020-21 Budget Adjustments	2020-21 Final Budget	Notes
CAPITAL IMPROVEMENTS FUND						
TAXES						
40-3130-000	SALES TAXES	724,000	-	-	-	-
40-3131-000	OLYMPIC SALES TAX REFUND	-	-	-	-	-
40-3135-000	SALES TAXES-CITY OPTION	1,300,000	-	-	-	-
40-3150-000	GRANITE FACILITY REVENUE	-	-	-	-	-
						-
TOTAL TAXES		2,024,000	-	-	-	-
						-
INTERGOVERNMENTAL REVENUE						-
40-3314-000	FEDERAL FEMA GRANT	-	-	-	-	-
40-3315-000	FEDERAL GRANT - CDBG	75,000	-	-	-	-
40-3316-000	POLICE BLOCK GRANT	59,000	-	-	-	-
40-3317-000	EQUITABLE SHARE-LAW ENFORCE	-	-	-	-	-
40-3318-000	POLICE BULLET PROOF VEST GRANT	10,000	-	-	-	-
40-3319-000	FEDERAL CDBG GRANT	125,000	145,000	-	145,000	c/o West Temple Lighting
40-3325-000	STREETSCAPE GRANT-SL CNTY TRANSP.	-	2,000,000	-	2,000,000	Grant expires 2024
40-3340-000	STATE GRANTS	147,000	137,000	-	137,000	c/o EV Charging Station
40-3380-000	PRIVATE GRANTS	103,000	-	-	-	-
40-3385-000	COUNTY OPTION HWY TAX	-	200,000	-	200,000	-
40-3387-000	SL COUNTY GRANT	325,000	125,000	-	125,000	c/o West Temple Lighting
40-3389-000	CRAFTHOUSE RESERVE FUNDING	-	-	-	-	-
						-
TOTAL INTERGOVERNMENTAL REVENUE		844,000	2,607,000	-	2,607,000	-
						-
MISCELLANEOUS REVENUE						-
40-3610-000	INTEREST EARNINGS	320,000	230,000	-	230,000	-
40-3615-000	PARKS IMPACT FEES	515,000	300,000	-	300,000	-
40-3617-000	INSURANCE SETTLEMENTS	10,000	-	-	-	-
40-3620-000	POLICE EVIDENCE REVENUE	-	-	-	-	-
40-3640-000	SALE OF FIXED ASSETS	100,000	50,000	-	50,000	-
40-3644-000	SALE OF PROPERTY	130,000	-	-	-	-
						-
TOTAL MISCELLANEOUS REVENUE		1,350,000	580,000	-	580,000	-
						-
TRANS/APPROPRIATIN-FUND BALANCE						-
40-3855-000	SUNDRY REVENUE	-	-	-	-	-
40-3890-000	APPROPRIATION FRM FUND BALANCE	3,386,300	2,670,000	-	2,670,000	799,000 from Impact Fees
40-3890-001	APPROP. FRM FUND BAL-State Funds	709,000	-	-	-	-
40-3890-002	APPROP. FRM FUND BAL-County Funds	-	-	-	-	-
40-3891-000	PROCEEDS FROM INTERFUND XFER	-	-	-	-	-
40-3892-000	TRANS-RESRV-MAJOR ROAD IMPROVE	-	-	-	-	-
						-
TOTAL TRANS/APPROPRIATN-FUND BALANCE		4,095,300	2,670,000	-	2,670,000	-
						-
CAPITAL EXPENDITURES						-
40-80-703-00	OAKLAND AVENUE PROPERTY PURCHASE	260,000	-	-	-	-
40-80-704-00	PARK IMPROVEMENTS	138,000	2,000	-	2,000	2,000 c/o Fitts 300 E Park Strip
40-80-704-01	PARK/RECREATION LAND PURCHASE	100,000	-	-	-	-
40-80-704-05	GATEWAY PARK - CDBG	75,000	-	-	-	-
40-80-704-06	GATEWAY PARK - CITY FUNDS	175,000	-	-	-	-
40-80-704-07	FITTS PARK BRIDGE - CITY FUNDS	-	-	-	-	-

Account Number	Account Title	2019-20 Final Budget	2020-21 Tentative Budget	2020-21 Budget Adjustments	2020-21 Final Budget	Notes
40-80-704-09	FITTS PARK WEST - IMPACT FEES	255,000	75,000	-	75,000	75,000 c/o W Fitts Fence
40-80-704-10	STREETCAR TRAIL - IMPACT FEES	200,000	-	-	-	-
40-80-704-11	COLUMBUS PARK-PHASE 1	325,000	650,000	-	650,000	325,000 Park c/o 325,000 Playground
40-80-704-12	COLUMBUS PARK IMPROVE-GRANT	325,000	-	-	-	-
40-80-712-00	MORRIS AVENUE CITY HALL	130,000	28,000	-	28,000	18,000 AC Compressor 10,000 Paint Entry Structures
40-80-712-01	CITY HALL IMPROVEMENTS	137,000	137,000	-	137,000	c/o EV Charging Station
40-80-713-00	FLEET FACILITY	-	-	-	-	-
40-80-714-00	PUBLIC WORKS BUILDING	-	50,000	-	50,000	-
40-80-715-00	POLICE STATION	250,000	160,000	(53,000)	107,000	20,000 HVAC Unit 40,000 Boiler & System Controls 47,000 Elevator
40-80-716-00	FIRE STATION IMPROVEMENTS	165,000	-	-	-	-
40-80-722-00	SCOTT SCHOOL	20,000	-	-	-	-
40-80-723-00	PAL FACILITY IMPROVEMENTS	65,200	30,000	-	30,000	(2) HVAC Units
40-80-723-01	PAL FACILITY IMPROVMNTS - CDBG	-	-	-	-	-
40-80-723-02	PAL FACILITY - DESIGN	-	-	-	-	-
40-80-725-00	PUBLIC WORKS BUILDING	75,000	-	-	-	-
40-80-726-00	ANIMAL SHELTER BUILDING	46,000	45,000	-	45,000	35,000 Boiler Replacement 10,000 (2) HVAC Units
40-80-727-00	COLUMBUS CENTER IMPROVEMENTS	416,000	238,000	-	238,000	10,000 Tower Maintenance 12,000 Park Drink Fountain
40-80-727-05	COLUMBUS IMPROVMNTS-TECH CENTER	103,000	-	-	-	-
40-80-728-00	STREET LIGHTING - STATE STREET	700,000	-	-	-	-
40-80-728-01	STREET LIGHTING - MAIN STREET CDBG	-	-	145,000	145,000	145,000 Main Street Lighting
40-80-728-02	STREET LIGHTING-WEST TEMPLE	262,000	262,000	-	262,000	c/o
40-80-728-03	STREET LIGHTING - MAIN STREET CITY	-	165,000	-	165,000	City Portion of Project
40-80-730-00	SAFE SIDEWALKS	60,000	40,000	-	40,000	-
40-80-731-00	MISC CURB/GUTTER PROJECTS	40,000	20,000	-	20,000	-
40-80-731-01	CURB/GUTTER/SIDEWALK - 2017-18	-	-	-	-	-
40-80-731-02	STORM WATER PROJECTS	100,000	100,000	-	100,000	Maxwell Lane
40-80-732-00	TREE TRIMMING	25,000	20,000	-	20,000	-
40-80-734-00	STATE STREET STREETSCAPE	-	2,000,000	-	2,000,000	Grant from SL County
40-80-738-01	STREET CROSSING SIGNALS	20,000	-	-	-	-
40-80-739-00	FENCING IMPROVEMENTS	23,000	-	-	-	-
40-80-742-02	ROAD PROJECTS	880,000	-	-	-	-
40-80-742-03	500 W RECONSTRUCTION	-	130,000	-	130,000	Design
40-80-751-00	POLICE VEHICLES	984,000	300,000	-	300,000	100,000 (2) Patrol SUVs 110,000 (2) HRC F150 Pickups 40,000 (1) Detective Camry 50,000 (1) SUV Carryover
40-80-751-01	POLICE VEHICLES-HRC MITIGATION	144,000	-	-	-	-
40-80-752-02	POLICE BLOCK GRANT EXPENDITURE	59,000	-	-	-	-
40-80-752-03	BULLET PROOF VEST GRANT EXP	15,000	-	-	-	-
40-80-755-00	COMPUTER HARDWARE	180,000	180,000	-	180,000	70,000 Network Switches 30,000 VH Host Servers 12,000 ST.41 Crew Qtrs.ID Cards
40-80-755-01	POLICE HARDWARE	98,000	75,000	-	75,000	-
40-80-756-00	COMPUTER SOFTWARE	80,000	50,000	-	50,000	30,000 Onbase replacement 8,000 Shelter Buddy Upgrade 7,000 Bluebeam Plan Review iWorkQ Pavement Software
40-80-756-01	PUBLIC SAFETY SOFTWARE	25,000	25,000	-	25,000	15,000 Versaterm Software 10,000 General Updates

Account Number	Account Title	2019-20 Final Budget	2020-21 Tentative Budget	2020-21 Budget Adjustments	2020-21 Final Budget	Notes
40-80-757-00	FIRE EQUIPMENT	7,000	68,000	-	68,000	5,000 new fire hose 55,000 New Radios 50,000 Extrication Eq. Replace 25,000 Thermal Img. Cameras
40-80-757-05	FIRE VEHICLE	35,000	-	-	-	-
40-80-757-07	FIRE EQUIP-HOMELESS MITIGATION	28,000	-	-	-	-
40-80-759-00	PUBLIC WORKS VEHICLES	-	325,000	-	325,000	185,000 Bobtail Hook Truck 100,000 Saw Truck 40,000 Water Tanker
40-80-759-01	PUBLIC WORKS Floor Buffer	18,000	-	-	-	-
40-80-759-02	STORM WATER VEHICLE	-	45,000	-	45,000	Chev 2500 carryover
40-80-759-03	PARK PICK-UP TRUCK	77,000	-	-	-	-
40-80-759-04	STREET DEPARTMENT TRUCK	38,500	-	-	-	-
40-80-759-05	2500HD Work Truck-Fleet	40,000	-	-	-	-
40-80-759-07	EXCAVATOR	-	-	-	-	-
40-80-759-08	STREET 10 WHEEL TRUCK	210,000	95,000	-	95,000	Carryover
40-80-759-09	STREET 4500 DUMP TRUCK	65,000	-	-	-	-
40-80-759-14	BLDG DEPARTMENT PICK-UP	68,000	-	-	-	-
40-80-759-15	URBAN LIV/ANIMAL CNTRL VEHICLE	34,000	35,000	-	35,000	35,000 Chev 2500 An Ctrl Truck
40-80-761-00	PUBLIC WORKS EQUIPMENT	227,000	50,000	-	50,000	42,000 PUP Trailer w/Equip. 8,000 Bobcat Contract
40-80-761-03	MOWERS/PARKS EQUIPMENT	9,200	-	-	-	-
40-80-761-05	SHOP EQUIPMENT	29,700	-	-	-	-
40-80-763-02	BUILDING DEPARTMENT PICKUP	35,000	35,000	-	35,000	35,000 Carryover Vehicle
40-80-764-00	RECREATION DEPT PICK-UP TRUCK	77,000	-	-	-	-
40-80-768-00	SENIOR BUS	-	20,000	-	20,000	Carryover
40-80-768-02	ENGINEERING DEPT TRUCK	70,000	70,000	-	70,000	70,000 (2) Carryover Vehicles
40-80-794-00	GENERAL MASTER PLAN	-	200,000	-	200,000	10-Year Master Plan
40-80-798-00	EOC - SUPPLIES/EQUIPMENT	25,000	25,000	-	25,000	-
40-80-798-30	COVID19 EXPEND - SUPPLIES	30,000	-	-	-	-
40-80-798-35	COVID19 EXPEND - TECHNOLOGY	30,000	-	-	-	-
40-80-798-40	COVID19 EXPEND - OTHER	30,000	-	-	-	-
40-80-800-01	WEBSITE DEVELOPMENT	15,000	15,000	-	15,000	-
40-80-838-02	GREEN BIKE PROGRAM	15,000	-	-	-	-
40-80-922-00	TRANSFER TO BOND RESERVE	-	-	-	-	-
40-80-923-00	TRANS TO HOUSING FUND	-	-	-	-	-
						-
	TOTAL CAPITAL EXPENDITURES	8,198,600	5,765,000	92,000	5,857,000	-
						-
TRANSFERS						-
40-95-925-00	TRANSFER TO LEASED EQUIP FUND	114,700	-	-	-	-
40-95-951-00	TRANS TO (FROM) OTHER FUNDS	-	-	-	-	-
						-
	TOTAL TRANSFERS	114,700	-	-	-	-
						-
	CAPITAL IMPROVEMENTS FUND REVENUE TOTAL	8,313,300	5,857,000	-	5,857,000	-
						-
	CAPITAL IMPROVEMENTS FUND EXPENDITURE TOTA	8,313,300	5,765,000	92,000	5,857,000	-
						-
NET TOTAL CAPITAL IMPROVEMENTS FUND		-	92,000	(92,000)	-	-

Enterprise Funds

Budgets

Water Fund Budget

Account Number	Account Title	2016-17 Pri Year 3 Actual	2017-18 Pri Year 2 Actual	2018-19 Pri Year Actual	06/20 Cur YTD Actual	2019-20 Cur Year Budget	2020-21 Future year Budget	FUTURE YEAR BUDGET
WATER UTILITY FUND								
REVENUE								
51-3711-000	WATER SALES	2,155,267	2,107,346	2,217,959	2,069,259	2,220,000	2,120,000	
51-3714-000	WATER FEES - FIRELINES	67,507	69,376	71,850	65,601	75,000	75,000	
51-3719-000	SUNDRY REVENUE	.00	13,735	.00	5,460	1,000	8,000	
51-3721-000	INTEREST EARNINGS	6,681	9,222	16,216	18,579	14,000	15,000	
51-3725-000	IMPACT FEES	129,652	104,250	171,226	81,989	62,000	100,000	
51-3727-000	CASH FROM RESERVES	.00	.00	.00	.00	80,000	.00	
51-3729-000	SERVICE LINE FEES	42,108	30,623	32,557	16,289	50,000	25,000	
Total REVENUE:		2,401,215	2,334,551	2,509,808	2,257,177	2,502,000	2,343,000	
OPERATING EXPENSES								
51-70-110-00	OPERATING SALARIES	399,917	395,516	444,515	402,421	415,000	440,000	
51-70-111-00	ADMINISTRATIVE SALARIES	64,450	56,840	56,686	53,159	65,000	64,000	
51-70-140-00	OVERTIME	57,533	64,713	65,607	91,623	55,000	70,000	
51-70-150-00	EMPLOYEE BENEFITS	142,273	211,396	175,061	252,561	270,000	280,000	
51-70-151-00	ACTUARIAL CALC PENSION EXPENSE	75,185	61,348	79,555	.00	.00	.00	
51-70-157-00	UNIFORM ALLOWANCE	5,142	5,350	7,281	6,720	8,000	8,000	
51-70-190-00	SERVICE AWARDS	.00	.00	350	917	1,000	1,000	
51-70-210-00	SUBSCRIPTIONS AND MEMBERSHIPS	2,072	2,766	2,773	3,508	3,000	3,000	
51-70-233-00	TRAINING	7,379	9,641	11,523	6,591	9,500	7,500	
51-70-243-00	OFFICE EXPENSE AND SUPPLIES	20,167	18,103	22,984	21,202	22,000	24,000	
51-70-245-00	OPERATING SUPPLIES	19,542	20,962	16,777	18,094	19,000	19,000	
51-70-249-00	WATER PURCHASES	374,433	476,739	654,047	370,464	460,000	430,000	
51-70-250-00	EQUIPMENT MAINTENANCE	20,487	31,920	30,690	26,112	30,000	30,000	
51-70-250-01	FUEL EXPENSE	14,082	18,341	21,440	22,471	21,000	21,000	
51-70-250-02	MAINT/REPAIRS-PUMP HOUSES	2,646	5,636	2,329	14,517	14,000	14,000	
51-70-250-03	MAINT/REPAIRS - DISTRIB LINES	84,867	51,431	84,557	76,205	72,000	72,000	
51-70-250-04	MAINT/REPAIRS- RESERVOIRS	9,900	2,795	16,301	3,091	13,000	13,000	
51-70-250-05	MAINT/REPAIRS-WELLS	44,025	59,226	63,023	93,438	90,000	90,000	
51-70-260-00	BLDGS & GRNDS SUPPLIES & MAINT	2,444	9,450	12,419	14,051	10,000	10,000	
51-70-273-00	POWER/UTILITIES	113,055	114,223	114,713	93,620	125,000	125,000	
51-70-275-00	METER COMMUNICATION EXPENSE	24,667	39,679	38,766	38,024	40,000	42,000	
51-70-277-00	TELEPHONE EXPENSE	4,631	3,878	5,634	4,982	5,000	5,000	
51-70-290-00	WATER TREATMENT MAINTENANCE	62,070	43,633	102,259	71,936	60,000	60,000	
51-70-310-00	PROFESSIONAL & TECH SERVICES	34,962	92,505	46,454	47,333	25,000	25,000	
51-70-375-00	CREDIT PMT/COLLECTION FEES	35,831	36,146	35,031	40,791	38,000	38,000	
51-70-600-00	SUNDRY EXPENSE	1,717	1,495	1,244	1,758	1,500	1,500	
51-70-797-00	EQUIPMENT ACQUISITION	1,431	7,873	12,527	5,598	6,000	6,000	
Total OPERATING EXPENSES:		1,624,909	1,841,606	2,124,545	1,781,187	1,878,000	1,899,000	
NON-DEPARTMENTAL								
51-74-520-00	DEPRECIATION	529,833	548,305	548,526	432,000	.00	.00	
51-74-530-00	INSURANCE	24,000	29,000	31,000	31,000	35,000	44,000	
51-74-545-00	LEASE PAYMENTS	.00	.00	.00	12,500	12,000	12,000	
51-74-570-00	LOSS(GAIN) DISPOSAL OF ASSETS	956	.00	.00	.00	.00	.00	
51-74-580-00	UNCOLLECTIBLE ACCOUNTS	.00	.00	.00	623	.00	.00	
51-74-810-00	PRINCIPAL PAYMENT-REVENUE BON	.00	.00	.00	178,000	178,000	182,000	
51-74-820-00	INTEREST ON REVENUE BONDS	23,316	19,308	15,192	13,104	13,500	8,900	
51-74-825-00	TRANSFER TO REPLACEMENT RESE	.00	.00	.00	.00	85,000	85,000	
Total NON-DEPARTMENTAL:		578,106	596,613	594,718	667,227	323,500	331,900	

Account Number	Account Title	2016-17 Pri Year 3 Actual	2017-18 Pri Year 2 Actual	2018-19 Pri Year Actual	06/20 Cur YTD Actual	2019-20 Cur Year Budget	2020-21 Future year Budget	FUTURE YEAR BUDGET
CAPITAL EXPENDITURES								
51-80-722-00	OTHER STRUCTURES	.00	.00	.00	3,238	50,000	50,000	
51-80-735-00	WATER DISTRIBUTION MAINS	.00	.00	.00	111,128	124,500	.00	
51-80-736-00	METERS AND HYDRANTS	.00	.00	.00	58,713	45,000	62,100	
51-80-751-00	MACHINERY AND EQUIPMENT	.00	.00	.00	22,594	40,000	.00	
51-80-761-00	TRUCKS	.00	.00	.00	34,145	41,000	.00	
Total CAPITAL EXPENDITURES:		.00	.00	.00	229,819	300,500	112,100	
WATER UTILITY FUND Revenue Total:		2,401,215	2,334,551	2,509,808	2,257,177	2,502,000	2,343,000	
WATER UTILITY FUND Expenditure Total:		2,203,014	2,438,219	2,719,263	2,678,233	2,502,000	2,343,000	
Net Total WATER UTILITY FUND:		198,200	103,668-	209,455-	421,056-	.00	.00	
Net Grand Totals:		198,200	103,668-	209,455-	421,056-	.00	.00	

Waste Water Fund Budget

Account Number	Account Title	2016-17 Pri Year 3 Actual	2017-18 Pri Year 2 Actual	2018-19 Pri Year Actual	06/20 Cur YTD Actual	2019-20 Cur Year Budget	2020-21 Future year Budget	FUTURE YEAR BUDGET
SEWER UTILITY FUND								
REVENUE								
52-3731-000	SEWER SERVICE CHARGE	1,806,259	1,784,062	2,516,570	2,277,586	2,460,000	2,900,000	
52-3733-000	INDUSTRIAL WASTE FEES	151,933	126,801	159,084	223,638	150,000	235,000	
52-3741-000	INTEREST EARNINGS	4,763	3,173	4,047	2,978	5,000	3,000	
52-3744-000	IMPACT FEES	122,557	114,667	172,347	108,251	75,000	100,000	
52-3745-000	SUNDRY REVENUE	.00	7,560	.00	.00	.00	.00	
52-3748-000	FROM FUND RESERVE	.00	.00	.00	.00	40,000	249,000	
52-3749-000	SEWER CONNECTION FEES	1,610	5,037	2,420	500	6,000	5,000	
52-3750-000	CENTRAL VALLEY RENTAL INCOME	42,666	38,414	.00	.00	.00	.00	
Total REVENUE:		2,129,788	2,079,716	2,854,468	2,612,953	2,736,000	3,492,000	
OTHER SOURCES OF FUNDS								
52-3846-000	PROCEEDS FROM STATE LOAN	.00	.00	.00	.00	2,500,000	5,500,000	
Total OTHER SOURCES OF FUNDS:		.00	.00	.00	.00	2,500,000	5,500,000	
INDUSTRIAL WASTE MONITORING								
52-71-328-00	CENTRAL VLY PRETREATMENT COST	148,398	181,317	190,768	228,283	170,000	220,000	
Total INDUSTRIAL WASTE MONITORING:		148,398	181,317	190,768	228,283	170,000	220,000	
WASTE WATER TREATMENT								
52-72-110-00	PERMANENT SALARIES	180,192	168,789	185,260	175,957	175,000	175,000	
52-72-111-00	ADMINISTRATIVE SALARIES	47,957	40,071	37,721	22,111	46,000	46,000	
52-72-140-00	OVERTIME	8,955	4,044	657-	23,256	18,000	20,000	
52-72-150-00	EMPLOYEE BENEFITS	92,259	55,820	79,743	105,294	100,000	98,000	
52-72-151-00	ACTUARIAL CALC PENSION EXPENSE	42,623	23,299	33,690	.00	.00	.00	
52-72-157-00	UNIFORM ALLOWANCE	1,971	1,125	2,649	2,520	3,000	3,000	
52-72-165-00	EMPLOYEE MEDICAL TESTING	530	103	296	183	500	500	
52-72-190-00	SERVICE AWARDS	250	.00	250	.00	500	500	
52-72-210-00	SUBSCRIPTIONS & MEMBERSHIPS	1,090	594	666	585	1,000	1,000	
52-72-233-00	TRAINING	2,564	2,130	1,261	1,367	4,000	3,000	
52-72-243-00	OFFICE EXPENSE AND SUPPLIES	12,226	13,035	16,157	15,914	15,000	15,000	
52-72-245-00	OPERATING SUPPLIES	10,883	11,231	12,591	11,864	15,000	15,000	
52-72-250-00	EQUIPMENT MAINTENANCE	18,103	7,093	3,571	9,230	20,000	20,000	
52-72-250-01	FUEL EXPENSE	4,603	5,267	4,349	4,919	6,000	6,000	
52-72-260-00	SEWER SYSTEM REPAIRS	31,989	152,999	53,475	31,285	130,000	130,000	
52-72-265-00	PROPERTY MAINTENANCE	849	2,339	4,259	4,794	5,000	5,000	
52-72-270-00	UTILITIES	18,135	20,920	21,786	22,716	25,000	25,000	
52-72-277-00	TELEPHONE EXPENSE	3,765	3,248	4,807	3,319	5,000	5,000	
52-72-310-00	PROFESSIONAL/TECHNICAL SERVIC	1,167	5,209	18,569	8,390	20,000	20,000	
52-72-310-01	PROFESSIONAL - SAMPLING COSTS	.00	.00	.00	5,632	5,000	5,000	
52-72-328-00	CENTRAL VALLEY TREATMENT COST	824,765	843,839	996,743	962,661	900,000	1,100,000	
52-72-340-00	CENTRAL VAL BOND PARTICIPATION	.00	285,474	221,908	217,906	250,000	250,000	
52-72-600-00	SUNDRY EXPENSE	1,734	1,103	1,578	1,242	1,500	1,500	
52-72-797-00	EQUIPMENT ACQUISITION	1,496	13,570	11,868	8,112	10,000	10,000	
Total WASTE WATER TREATMENT:		1,308,105	1,661,303	1,712,540	1,639,258	1,755,500	1,954,500	
NON-DEPARTMENTAL								
52-74-520-00	DEPRECIATION	146,350	168,649	173,993	102,000	.00	.00	
52-74-521-00	AMORTIZATION OF INVEST CVWTP	295,987	309,823	398,806	228,000	.00	.00	
52-74-530-00	INSURANCE AND BONDS	18,000	20,000	21,000	21,000	23,000	28,000	

Account Number	Account Title	2016-17 Pri Year 3 Actual	2017-18 Pri Year 2 Actual	2018-19 Pri Year Actual	06/20 Cur YTD Actual	2019-20 Cur Year Budget	2020-21 Future year Budget	FUTURE YEAR BUDGET
52-74-570-00	LOSS(GAIN) DISPOSAL OF ASSETS	6,898	.00	.00	.00	.00	.00	
52-74-575-00	CENTRAL VALLEY OWNERSHIP ADJS	61,638-	25,319-	939,481-	.00	.00	.00	
52-74-580-00	UNCOLLECTIBLE ACCOUNTS	.00	.00	.00	4,672	.00	.00	
Total NON-DEPARTMENTAL:		405,597	473,153	345,682-	355,672	23,000	28,000	
DEBT SERVICE								
52-78-811-00	REPAYMENT OF STATE LOAN	.00	.00	.00	61,500	61,500	61,500	
52-78-815-00	CENTRAL VALLEY LOAN-INTEREST	7,942	.00	.00	.00	.00	.00	
Total DEBT SERVICE:		7,942	.00	.00	61,500	61,500	61,500	
CAPITAL EXPENDITURES								
52-80-731-00	SEWAGE COLLECTION SYSTEM	.00	.00	.00	13,838	75,000	75,000	
52-80-751-00	MACHINERY & EQUIPMENT	.00	.00	.00	1,308	300,000	250,000	
52-80-761-00	TRUCKS	.00	.00	.00	35,367	41,000	.00	
52-80-771-00	CVWRF EQUITY-CAP PRJCTS ANNUA	.00	.00	.00	396,772	310,000	903,000	
52-80-772-00	CVWRF EQUITY-CAP PROJECTS	.00	.00	.00	154,883	.00	5,500,000	
52-80-774-00	CVWRF EQTY-CAP PROJECTS BOND	.00	.00	.00	249,292	2,500,000	.00	
Total CAPITAL EXPENDITURES:		.00	.00	.00	851,460	3,226,000	6,728,000	
SEWER UTILITY FUND Revenue Total:		2,129,788	2,079,716	2,854,468	2,612,953	5,236,000	8,992,000	
SEWER UTILITY FUND Expenditure Total:		1,870,042	2,315,772	1,557,625	3,136,173	5,236,000	8,992,000	
Net Total SEWER UTILITY FUND:		259,746	236,057-	1,296,842	523,220-	.00	.00	
Net Grand Totals:		259,746	236,057-	1,296,842	523,220-	.00	.00	

Solid Waste Fund Budget

Account Number	Account Title	2016-17 Pri Year 3 Actual	2017-18 Pri Year 2 Actual	2018-19 Pri Year Actual	06/20 Cur YTD Actual	2019-20 Cur Year Budget	2020-21 Future year Budget	FUTURE YEAR BUDGET
SOLID WASTE COLLECTION								
OPERATING REVENUE								
53-3250-000	SOLID WASTE COLLECTION FEES	390,278	396,721	391,122	398,580	400,000	408,000	
53-3251-000	WASTE COLLECTION FEES-RENTALS	100,071	96,785	93,850	88,994	106,000	105,000	
Total OPERATING REVENUE:		490,349	493,506	484,972	487,574	506,000	513,000	
OTHER REVENUE								
53-3630-000	MISCELLANEOUS REVENUE	1,135	818	685	913	.00	.00	
53-3690-000	TRAILER RENTAL REVENUE	8,745	8,725	10,688	9,420	14,000	15,000	
Total OTHER REVENUE:		9,880	9,543	11,373	10,333	14,000	15,000	
OPERATING EXPENSES								
53-70-110-00	OPERATING SALARIES	.00	20,951	36,637	44,290	39,000	46,000	
53-70-111-00	ADMINISTRATIVE SALARIES	14,976	15,430	15,019	11,967	18,000	16,000	
53-70-120-00	PART-TIME SALARIES	9,478	777	.00	.00	.00	.00	
53-70-150-00	EMPLOYEE BENEFITS	4,346-	19,415	32,423	21,741	26,000	26,000	
53-70-151-00	ACTUARIAL CALC PENSION EXP	.00	.00	3,127	.00	.00	.00	
53-70-157-00	UNIFORM ALLOWANCE	.00	.00	945	840	1,000	1,000	
53-70-243-00	OFFICE EXPENSE & SUPPLIES	3,615	4,280	6,148	4,703	7,000	7,000	
53-70-245-00	OPERATING SUPPLIES	.00	152	245	83	2,000	1,000	
53-70-250-00	EQUIPMENT - SUPPLIES AND MAINT	19	1,477	430	131	2,000	1,000	
53-70-250-01	FUEL EXPENSE	.00	793	958	1,085	2,000	2,000	
53-70-315-00	CLEAN-UP EXPENSES	20,869	24,830	21,548	13,083	26,000	28,000	
53-70-329-00	WASTE COLLECTION CONTRACT	347,295	356,480	372,756	321,430	382,000	385,000	
53-70-797-00	EQUIPMENT ACQUISITION	13,867	8,277	45,317	25,471	10,000	15,000	
Total OPERATING EXPENSES:		405,772	452,862	535,552	444,824	515,000	528,000	
NON-DEPARTMENTAL								
53-74-530-00	INSURANCE	2,000	.00	.00	.00	5,000	.00	
Total NON-DEPARTMENTAL:		2,000	.00	.00	.00	5,000	.00	
SOLID WASTE COLLECTION Revenue Total:		500,229	503,049	496,345	497,907	520,000	528,000	
SOLID WASTE COLLECTION Expenditure Total:		407,772	452,862	535,552	444,824	520,000	528,000	
Net Total SOLID WASTE COLLECTION:		92,457	50,187	39,207-	53,082	.00	.00	
Net Grand Totals:		92,457	50,187	39,207-	53,082	.00	.00	

Other Funds Budgets

Account Number	Account Title	2016-17 Pri Year 3 Actual	2017-18 Pri Year 2 Actual	2018-19 Pri Year Actual	06/20 Cur YTD Actual	2019-20 Cur Year Budget	2020-21 Future year Budget	FUTURE YEAR BUDGET
INSURANCE RESERVE FUND								
MISCELLANEOUS REVENUE								
62-3610-000	INTEREST EARNINGS	5,987	9,025	14,023	10,317	12,000	12,000	
	Total MISCELLANEOUS REVENUE:	5,987	9,025	14,023	10,317	12,000	12,000	
TRANS/APPROPRIATN-FUND BALANCE								
62-3821-000	INSURANCE REVENUE-OTHER FUND	586,999	629,000	672,000	672,000	733,000	903,000	
	Total TRANS/APPROPRIATN-FUND BALANCE:	586,999	629,000	672,000	672,000	733,000	903,000	
OPERATING EXPENSES								
62-70-313-00	LEGAL FEES	10,243	.00	.00	3,582	15,000	15,000	
62-70-530-00	INSURANCE AND BONDS	573,881	574,621	641,786	687,341	700,000	850,000	
62-70-531-00	INSURANCE CLAIMS PAID	15,000	4,049	42,207	5,700	15,000	25,000	
62-70-532-00	INSURANCE DEDUCTIBLES	8,000	.00	.00	9,435	15,000	25,000	
	Total OPERATING EXPENSES:	607,124	578,670	683,993	706,057	745,000	915,000	
	INSURANCE RESERVE FUND Revenue Total:	592,986	638,025	686,023	682,317	745,000	915,000	
	INSURANCE RESERVE FUND Expenditure Total:	607,124	578,670	683,993	706,057	745,000	915,000	
	Net Total INSURANCE RESERVE FUND:	14,137-	59,355	2,030	23,739-	.00	.00	
	Net Grand Totals:	14,137-	59,355	2,030	23,739-	.00	.00	

utah.gov | Tax Commission | Property taxes

CERTIFIED TAX RATES

Welcome southsl
My Account
Help
Logout

View Data Entry Reports Forms Administration

Tax Year 2020 County 18_SALT LAKE Entity 3100_SOUTH SALT LAKE CITY Accounting Cycle: Fiscal Year

Tax Rate Summary (693) CTY

Preliminary Data

Data Entry (Auditor)	Auditor's Certified Rate Approved	Data Entry (Entity)	Proposed Rates Entity Approved	Proposed Rates County Approved	Proposed Rates USTC Approved "OK to Print"	Final Tax Rates USTC Approved	Rates Finalized

Save Approve

Proposed Tax Rate Value: $ 3,289,929,450
Budgeted Revenue / Proposed Tax Rate Value = Proposed Tax Rate

(1) Budget Code	(2) Budget Name		(3) Election Date	(4) Voted Rate Limit	(5) Utah Annotated Code	(6) Maximum By Law	(7) Calculated Certified Tax Rate	(8) Auditor's Certified Tax Rate	(9) Auditor's Certified Rate Revenue	(10) Proposed Tax Rate	(11) Budgeted Revenue	(12) Final Tax Rate	(13) Final Budgeted Revenue
10	General Operations				§10-6-133	.007	0.001597	0.001597	5,254,017				
190	Discharge of Judgement				§59-2-1328 & 1330	Sufficient			0				
	Total Tax Rate						0.001597	0.001597	5,254,017	0.000000		0.000000	

NOTES:

($3,289,929,450)(.001597) = $5,254,017

utah.gov | Tax Commission | Property taxes

CERTIFIED TAX RATES

Tax Year 2020 County 18_SALT LAKE Entity 3100_SOUTH SALT LAKE CITY Accounting Cycle: Fiscal Year

Rate Detail

(233b) Auditor Data Entry Completed	(750) Treasurer Data Entry Completed	(233b) BOE Calculated	(750) Collection Rate Calculated	(697) Assessor Data Entry Completed	(693) Proposed Rates Entered	Rates USTC Approved	Rates Finalized

	REAL PROPERTY VALUES					
	2020 Original	2019 Year End	Orig - Year End	% Change	*Value Change*	*% Change*
Real Property (89.97 %)	3,089,745,860	2,772,553,895	317,191,965	11.44 %	*240,981,017*	*8.69 %*
(-) Incremental Value	12,641,019	11,487,740	1,153,279	10.04 %	*Assessor NC*	*% Change*
(=) Total Adjusted Value Real	3,077,104,841	2,761,066,155	316,038,686	11.45 %	*76,210,948*	*2.75 %*
	CENTRALLY ASSESSED PROPERTY VALUES				BENCHMARK	
	2020 Original	2019 Year End	Orig - Year End	% Change		*Value*
Centrally Assessed (2.91 %)	99,834,813	86,886,899	12,947,914	14.90 %	***Benchmark (2019)***	*86,886,899*
(-) Incremental Value	57,490	50,639	6,851	13.53 %	***(-) 2019 Incremental Value***	*50,639*
(=) Total Adjusted Value CA	99,777,323	86,836,260	12,941,063	14.90 %	***(=) Adjusted Benchmark***	*86,836,260*
	PERSONAL PROPERTY VALUES					
	2019 Year End	2018 Year End	2019YE - 2018YE	% Change		
Personal Property (7.12 %)	244,646,950	233,814,058	10,832,892	4.63 %		
(-) Incremental Value	791,898	902,669	- 110,771	- 12.27 %		
(-) Semiconductor	84,429	129,098	- 44,669	- 34.60 %		
(=) Total Adjusted Value PP	243,770,623	232,782,291	10,988,332	4.72 %		

REAL PROPERTY NEW GROWTH	
	Total Adjusted Value Real
2020 Original	3,077,104,841
(-) 2019 Year End	2,761,066,155
(=) Orig - Year End	316,038,686
(-) Value Change	240,981,017
(=) Real New Growth	75,057,669
CENTRALLY ASSESSED NEW GROWTH	
	Total Adjusted Value CA
2020 Original	99,777,323
(-) Benchmark	86,836,260
(=) CA New Growth	12,941,063
PROJECT AREA NEW GROWTH	
Real	
(+) Centrally Assessed	
(+) Personal	
(=) Project Area New Growth	0

NEW GROWTH TOTALS	
Real New Growth	75,057,669
(+) CA New Growth	12,941,063
(+) Project Area New Growth	
(=) Eligible New Growth	87,998,732
(x) 5 Year Avg Collection Rate	96.95 %
(=) Collection Rate Adjusted Eligible New Growth	85,314,771

CERTIFIED TAX RATE CALCULATION	
Total Adjusted Value (R+CA+PP)	3,420,652,787
(-) Board of Equalization (BOE) Adjustment	27,223,751
(x) 5 Year Average Collection (2020/2019)	96.95 % / 96.85 %
(=) Proposed Tax Rate Value	3,289,929,450
(-) Collection Rate Adjusted Eligible New Growth	85,314,771
(=) Certified Tax Rate Value	3,204,614,679

Budget Code	Budget Name	2019 Year End Adjusted Budgeted Revenue	Calc. Certified Tax Rate	2019 Year End Final Tax Rate	% Change	Certified Tax Rate Revenue W/O New Growth	New Growth Revenue	Certified Tax Rate Revenue W/ New Growth	Auditor's Certified Tax Rate	Auditor's Certified Rate Revenue	Proposed Tax Rate	Budgeted Revenue	Final Tax Rate	Final Budgeted Revenue
10	**General Operations**	$ 5,117,622	0.001597	0.001715	-6.88 %	$ 5,117,770	$ 136,248	$ 5,254,017	0.001597	$ 5,254,017				
190	**Discharge of Judgement**													
	Grand Total	$ 5,117,622	0.001597	0.001715		$ 5,117,770	$ 136,248	$ 5,254,017	0.001597	$ 5,254,017				

NOTES:

ORDINANCE NO. 2020-08

AN ORDINANCE OF THE SOUTH SALT LAKE CITY COUNCIL REPEALING AND REPLACING CHAPTER 8.28

WHEREAS, the City Council is authorized by law to enact ordinances for the protection of the health, safety and welfare;

WHEREAS, the City Council finds that communicable diseases that poses an imminent public health or safety risk should be reported through non-emergency dispatch in order to protect first responders and the community at large;

NOW THEREFORE, BE IT ORDAINED, by the City Council of the City of South Salt Lake as follows:

SECTION I: Chapter 8.28 – Communicable Diseases, is repealed and replaced with the following:

Chapter 8.28 - COMMUNICABLE DISEASES

8.28.010 - Duty to Report Communicable Diseases.

A. It shall be the duty of every physician or other person caring for the sick within the City to make a report through non-emergency dispatch of the existence of any case of a communicable disease in the City that poses an imminent public health or safety risk; and it shall be the duty of every person, owner, agent, manager, principal or superintendent of any public or private institution, dispensary, hotel, boarding house, or lodging house to make a report in like manner of any inmate, occupant, or boarder contacting or suffering from any communicable disease that poses an imminent public health or safety risk.

B. It is unlawful for any physician, nurse, or other person having knowledge of the existence of any communicable disease that poses an imminent public health or safety risk or having reason to believe that any such disease exists in the City to fail to report the same to non-emergency dispatch; provided, however, that it shall not be necessary to make such a report if the same has been reported as required, by any other person. The responsibility for determining whether or not the disease has been reported shall rest with the person required to make the report and it shall be no defense to a prosecution under this Section that the person required to make the report thought that the report had been turned in by others having the same duty or obligation herein.

SECTION II: Severability. If any section, subsection, sentence, clause, phrase, or portion of this ordinance is, for any reason, held invalid or unconstitutional by any court of competent jurisdiction, such provision shall be deemed a separate, distinct, and independent provision, and such holding shall not affect the validity of the remaining portions of this ordinance.

SECTION III. Conflict with Existing Ordinances, Resolutions, or Policies. To the extent that any ordinances, resolutions, or policies of the City of South Salt Lake conflict with the provisions of this ordinance, this ordinance shall prevail.

SECTION IV. Effective Date. This ordinance shall become effective upon Mayor's signature and publication, or after fifteen days of transmission to the office of the Mayor if neither approved nor disapproved by the Mayor, and thereafter, publication.

DATED this 17 day of June 2020.

BY THE CITY COUNCIL:

Council Chair

ATTEST:

~~Craig D. Burton~~, City Recorder - Deputy
Ariel Andrus

City Council Vote as Recorded:

Bynum	Yes
deWolfe	Yes
Huff	Yes
Mila	Yes
Pinkney	Yes
Siwik	no
Thomas	no

Transmitted to the Mayor's office on this 18 day of June 2020.

~~Craig D. Burton~~, City Recorder - Deputy
Ariel Andrus

MAYOR'S ACTION: Approve

Dated this 22nd day of June, 2020.

Cherie Wood, Mayor

ATTEST:

Craig D. Burton, City Recorder

220 East Morris Avenue #200
South Salt Lake City, UT 84115-3200
Phone (801) 483-6000 Fax (801) 483-6001

Memorandum

To: City Council

From: Administration

Date: June 17, 2020

Subject: Items Impacting the FY 2021 Budget since the Public Hearing

---

The following items have been included in the FY 2021 Budget since the public hearing which was held on June 3, 2021.

- Property Tax revenue in the General Fund (10-3110-000) has been increased by approximately $135,000 as calculated by the Certified Tax Rate. This increase is due primarily to constructed new growth being added to the City's taxable property.
- The City's liability and property insurance costs increased by approximately $150,000. This increase is due to increased exposure on the City's part and also an industry trend to escalate premiums. The increase in expenditures is spread throughout all departments in their xx-xx-530-00 accounts. The insurance reserve fund also reflects the increase in costs. The City will explore other insurance options in the coming year.
- The line items in the Promise SSL Department (10-68-xxx-xx) have been populated with FY 2021 budget information.

Capital Improvements Fund

- $216,000 was carried over in account 40-80-727-00 in FY 2020 to FY 2021 in order to complete the generator project at the Columbus Center.
- An increase of $28,000 has been included in account 40-80-757-00 to update computer hardware in fire apparatus in order to comply with new emergency dispatch system requirements.
- An increase of $15,000 in account 40-80-756-01 for computer software acquisitions associated with the dispatch upgrades.
- A carry over from FY 2020 in the amount of $95,000 to complete the upfitting of a 10 wheeled truck in account 40-80-759-08.