SOUTH WEBER CITY COUNCIL AGENDA

Watch live or at your convenience
https://www.youtube.com/c/southwebercityut

PUBLIC NOTICE is hereby given that the City Council of SOUTH WEBER CITY, Utah, will meet in a regular public meeting on Tuesday, June 9, 2020 in the Council Chambers, 1600 E. South Weber Dr., commencing at 6:00 p.m. *Due to social distancing guidelines, there is limited room for the public to attend. Unless commenting, please watch on YouTube at the link above. **Attendees are encouraged to wear a face mask**. If you are unable or uncomfortable attending in person, you may also comment live via Zoom if you register prior to 5 pm the day of the meeting at https://forms.gle/PMJFhYFJsD3KCi899. You may also email publiccomment@southwebercity.com for inclusion with the minutes.

OPEN (Agenda items may be moved in order or sequence to meet the needs of the Council.)

1. Pledge of Allegiance: Councilwoman Alberts
2. Prayer: Councilwoman Petty
3. Corona Virus Update
4. Public Comment: Please respectfully follow these guidelines
    a. Individuals may speak once for 3 minutes or less
    b. Do not make remark from the audience
    c. State your name and address
    d. Direct comments to the entire Council
    e. Note City council will not respond during the public comment period

ACTION ITEMS

5. Approval of Consent Agenda
    a. May Check Register
    b. April Budget to Actual
6. Resolution 2020-26: Certified Tax Rate
7. Resolution 2020-27: Fiscal Year 2021 Final Budget with Consolidated Fee Schedule

REPORTS

8. New Business
9. Council & Staff
10. Adjourn

In compliance with the Americans With Disabilities Act, individuals needing special accommodations during this meeting should notify the City Recorder, 1600 East South Weber Drive, South Weber, Utah 84405 (801-479-3177) at least two days prior to the meeting.

THE UNDERSIGNED DULY APPOINTED CITY RECORDER FOR THE MUNICIPALITY OF SOUTH WEBER CITY HEREBY CERTIFIES THAT A COPY OF THE FOREGOING NOTICE WAS MAILED, EMAILED, OR POSTED TO: 1. CITY OFFICE BUILDING 2. FAMILY ACTIVITY CENTER 3. CITY WEBSITE www.southwebercity.com 4. UTAH PUBLIC NOTICE WEBSITE www.pmn.utah.gov 5. THE GOVERNING BODY MEMBERS 6. OTHERS ON THE AGENDA

DATE: 6-12-2020 **CITY RECORDER: Lisa Smith** Lisa Smith

Report Criteria:
Report type: GL detail

Chk. Date	Check #	Payee	Inv. Date	Description	GL Account	G/L Amt	Merchant Name
05/14/20	41326	A-1 KEY SERVICE INC.	05/06/20	Replace combination locks on Park storage are	1070261	1,453.50	A-1 KEY SERVICE INC.
Total 41326:						1,453.50	
05/14/20	41327	ACE RECYCLING & DISPOSAL	04/30/20	Recycling Bin Service - City Hall - May 2020 - J	1043270	51.00	ACE RECYCLING & DISPOSAL
Total 41327:						51.00	
05/28/20	41384	AD Wear	05/01/20	Uniform Patches	1057140	74.24	AD Wear
Total 41384:						74.24	
05/08/20	41307	ADVANTAGE RENTAL	04/08/20	Aerator Rental	1070250	102.00	ADVANTAGE RENTAL
05/08/20	41307	ADVANTAGE RENTAL	04/10/20	Power Washer	1070250	163.20	ADVANTAGE RENTAL
Total 41307:						265.20	
05/08/20	41308	Ahlstrom, Douglas J.	04/30/20	Legal Services - April 2020	1043313	975.00	Ahlstrom, Douglas J.
Total 41308:						975.00	
05/08/20	41309	Alberts, Hayley	05/04/20	Easter Egg Hunt Reimbursement	1041494	327.75	Alberts, Hayley
Total 41309:						327.75	
05/28/20	41385	APPARATUS EQUIPMENT & SERVICE	04/09/20	Uniform	1057140	605.90	APPARATUS EQUIPMENT & SERVICE
Total 41385:						605.90	
05/14/20	41328	AT&T MOBILITY	04/30/20	Telecom Service - April 2020	1057280	113.32	AT&T MOBILITY
05/14/20	41328	AT&T MOBILITY	04/30/20	Telecom Service - April 2020	1058250	13.24	AT&T MOBILITY
05/14/20	41328	AT&T MOBILITY	04/30/20	Telecom Service - April 2020	1060250	36.48	AT&T MOBILITY
05/14/20	41328	AT&T MOBILITY	04/30/20	Telecom Service - April 2020	1070250	13.24	AT&T MOBILITY
05/14/20	41328	AT&T MOBILITY	04/30/20	Telecom Service - April 2020	5140490	58.84	AT&T MOBILITY
05/14/20	41328	AT&T MOBILITY	04/30/20	Telecom Service - April 2020	5240490	13.24	AT&T MOBILITY
05/14/20	41328	AT&T MOBILITY	04/30/20	Telecom Service - April 2020	5340492	13.24	AT&T MOBILITY

Chk. Date	Check #	Payee	Inv. Date	Description	GL Account	G/L Amt	Merchant Name
Total 41328:						261.60	
05/08/20	41310	Barry Burton	04/30/20	Planner Services - April 2020	1058310	1,330.00	Barry Burton
Total 41310:						1,330.00	
05/14/20	41329	BELL JANITORIAL SUPPLY	05/08/20	Paper Towel Rolls and Hand Soap - City Hall	1043262	293.69	BELL JANITORIAL SUPPLY
Total 41329:						293.69	
05/21/20	41364	BELL JANITORIAL SUPPLY	05/07/20	Handsoap	1043262	209.38	BELL JANITORIAL SUPPLY
05/21/20	41364	BELL JANITORIAL SUPPLY	05/18/20	Garbage can liners	1043262	89.36	BELL JANITORIAL SUPPLY
Total 41364:						298.74	
05/28/20	41386	BELL JANITORIAL SUPPLY	05/01/20	Cleaning Supplies	1057260	196.60	BELL JANITORIAL SUPPLY
Total 41386:						196.60	
05/08/20	41311	BENNETTS GLASS & FLOORING	04/28/20	Repair broken window at city hall	1043262	500.00	BENNETTS GLASS & FLOORING
Total 41311:						500.00	
05/14/20	41330	BLUE STAKES OF UTAH	04/30/20	Blue Stakes - April 2020	5140250	129.27	BLUE STAKES OF UTAH
Total 41330:						129.27	
05/14/20	41331	BROWN, CURTIS	05/12/20	Reimbursement for Thermometer for FAC, Publi	2071250	114.34	BROWN, CURTIS
Total 41331:						114.34	
05/21/20	41365	CAL RANCH STORES	05/14/20	Weed Spray	1070261	171.97	CAL RANCH STORES
Total 41365:						171.97	
05/14/20	41332	CENTRAL WEBER SEWER IMPR DIST.	04/01/20	First Quarter Impact Fees 2020 19 Permits	5221365	45,505.00	CENTRAL WEBER SEWER IMPR DIST.
Total 41332:						45,505.00	

Chk. Date	Check #	Payee	Inv. Date	Description	GL Account	G/L Amt	Merchant Name
05/21/20	41366	CENTRAL WEBER SEWER IMPR DIST.	05/11/20	2nd Quarter Treatment Fees 2020	5240491	116,578.00	CENTRAL WEBER SEWER IMPR DIST.
Total 41366:						116,578.00	
05/21/20	41367	CENTURYLINK	05/10/20	SCADA Data Line - May 2020	5140490	116.58	CENTURYLINK
Total 41367:						116.58	
05/14/20	41333	CHRISTOPHER F ALLRED	04/30/20	Prosecution Services - April 2020	1042313	600.00	CHRISTOPHER F ALLRED
Total 41333:						600.00	
05/21/20	41368	CINTAS CORPORATION	05/18/20	First Aid - Shops - May 2020	1060250	37.69	CINTAS CORPORATION
Total 41368:						37.69	
05/08/20	41312	CINTAS CORPORATION LOC 180	04/29/20	MATS/TOWELS - 04/29/2020	1060250	13.48	CINTAS CORPORATION LOC 180
05/08/20	41312	CINTAS CORPORATION LOC 180	04/29/20	PW Uniforms - 04/29/2020	5240140	7.00	CINTAS CORPORATION LOC 180
05/08/20	41312	CINTAS CORPORATION LOC 180	04/29/20	PW Uniforms - 04/29/2020	5140140	14.00	CINTAS CORPORATION LOC 180
05/08/20	41312	CINTAS CORPORATION LOC 180	04/29/20	PW Uniforms - 04/29/2020	5440140	7.00	CINTAS CORPORATION LOC 180
05/08/20	41312	CINTAS CORPORATION LOC 180	04/29/20	PW Uniforms - 04/29/2020	1060140	14.00	CINTAS CORPORATION LOC 180
05/08/20	41312	CINTAS CORPORATION LOC 180	04/29/20	PW Uniforms - 04/29/2020	1070140	27.99	CINTAS CORPORATION LOC 180
05/08/20	41312	CINTAS CORPORATION LOC 180	04/29/20	PW Uniforms - 04/29/2020	1058140	13.99	CINTAS CORPORATION LOC 180
05/08/20	41312	CINTAS CORPORATION LOC 180	04/30/20	MATS/TOWELS - 03/04/2020	1060250	13.41	CINTAS CORPORATION LOC 180
05/08/20	41312	CINTAS CORPORATION LOC 180	04/30/20	PW Uniforms - 03/04/2020	5240140	8.24	CINTAS CORPORATION LOC 180
05/08/20	41312	CINTAS CORPORATION LOC 180	04/30/20	PW Uniforms - 03/04/2020	5140140	16.48	CINTAS CORPORATION LOC 180
05/08/20	41312	CINTAS CORPORATION LOC 180	04/30/20	PW Uniforms - 03/04/2020	5440140	8.24	CINTAS CORPORATION LOC 180
05/08/20	41312	CINTAS CORPORATION LOC 180	04/30/20	PW Uniforms - 03/04/2020	1060140	16.48	CINTAS CORPORATION LOC 180
05/08/20	41312	CINTAS CORPORATION LOC 180	04/30/20	PW Uniforms - 03/04/2020	1070140	32.95	CINTAS CORPORATION LOC 180
05/08/20	41312	CINTAS CORPORATION LOC 180	04/30/20	PW Uniforms - 03/04/2020	1058140	16.47	CINTAS CORPORATION LOC 180
Total 41312:						209.73	
05/14/20	41334	CINTAS CORPORATION LOC 180	05/06/20	MATS/TOWELS - 05/06/2020	1060250	13.48	CINTAS CORPORATION LOC 180
05/14/20	41334	CINTAS CORPORATION LOC 180	05/06/20	PW Uniforms - 05/06/2020	5240140	7.00	CINTAS CORPORATION LOC 180
05/14/20	41334	CINTAS CORPORATION LOC 180	05/06/20	PW Uniforms - 05/06/2020	5140140	14.00	CINTAS CORPORATION LOC 180
05/14/20	41334	CINTAS CORPORATION LOC 180	05/06/20	PW Uniforms - 05/06/2020	5440140	7.00	CINTAS CORPORATION LOC 180
05/14/20	41334	CINTAS CORPORATION LOC 180	05/06/20	PW Uniforms - 05/06/2020	1060140	14.00	CINTAS CORPORATION LOC 180
05/14/20	41334	CINTAS CORPORATION LOC 180	05/06/20	PW Uniforms - 05/06/2020	1070140	27.99	CINTAS CORPORATION LOC 180
05/14/20	41334	CINTAS CORPORATION LOC 180	05/06/20	PW Uniforms - 05/06/2020	1058140	13.99	CINTAS CORPORATION LOC 180

Chk. Date	Check #	Payee	Inv. Date	Description	GL Account	G/L Amt	Merchant Name
Total 41334:						97.46	
05/21/20	41369	CINTAS CORPORATION LOC 180	05/13/20	MATS/TOWELS - 05/13/2020	1060250	14.92	CINTAS CORPORATION LOC 180
05/21/20	41369	CINTAS CORPORATION LOC 180	05/13/20	PW Uniforms - 05/13/2020	5240140	7.00	CINTAS CORPORATION LOC 180
05/21/20	41369	CINTAS CORPORATION LOC 180	05/13/20	PW Uniforms - 05/13/2020	5140140	14.00	CINTAS CORPORATION LOC 180
05/21/20	41369	CINTAS CORPORATION LOC 180	05/13/20	PW Uniforms - 05/13/2020	5440140	7.00	CINTAS CORPORATION LOC 180
05/21/20	41369	CINTAS CORPORATION LOC 180	05/13/20	PW Uniforms - 05/13/2020	1060140	14.00	CINTAS CORPORATION LOC 180
05/21/20	41369	CINTAS CORPORATION LOC 180	05/13/20	PW Uniforms - 05/13/2020	1070140	27.99	CINTAS CORPORATION LOC 180
05/21/20	41369	CINTAS CORPORATION LOC 180	05/13/20	PW Uniforms - 05/13/2020	1058140	13.99	CINTAS CORPORATION LOC 180
Total 41369:						98.90	
05/28/20	41387	CINTAS CORPORATION LOC 180	05/20/20	MATS/TOWELS - 05/20/2020	1060250	20.48	CINTAS CORPORATION LOC 180
05/28/20	41387	CINTAS CORPORATION LOC 180	05/20/20	PW Uniforms - 05/20/2020	5240140	7.20	CINTAS CORPORATION LOC 180
05/28/20	41387	CINTAS CORPORATION LOC 180	05/20/20	PW Uniforms - 05/20/2020	5140140	14.41	CINTAS CORPORATION LOC 180
05/28/20	41387	CINTAS CORPORATION LOC 180	05/20/20	PW Uniforms - 05/20/2020	5440140	7.20	CINTAS CORPORATION LOC 180
05/28/20	41387	CINTAS CORPORATION LOC 180	05/20/20	PW Uniforms - 05/20/2020	1060140	14.41	CINTAS CORPORATION LOC 180
05/28/20	41387	CINTAS CORPORATION LOC 180	05/20/20	PW Uniforms - 05/20/2020	1070140	28.80	CINTAS CORPORATION LOC 180
05/28/20	41387	CINTAS CORPORATION LOC 180	05/20/20	PW Uniforms - 05/20/2020	1058140	14.40	CINTAS CORPORATION LOC 180
Total 41387:						106.90	
05/08/20	41313	COLONIAL FLAG SPECIALTY CO INC	04/14/20	Flag Rotation - Memorial Park	1070261	127.00	COLONIAL FLAG SPECIALTY CO INC
Total 41313:						127.00	
05/21/20	41370	COLONIAL FLAG SPECIALTY CO INC	05/14/20	Flag Rotation - Memorial Park	1070261	77.05	COLONIAL FLAG SPECIALTY CO INC
Total 41370:						77.05	
05/08/20	41314	Core and Main	04/28/20	Meter Covers	5140490	162.50	Core and Main
05/08/20	41314	Core and Main	04/28/20	Meter Covers	5140490	197.96	Core and Main
Total 41314:						360.46	
05/14/20	41335	Core and Main	04/01/20	Meter Pit	5140490	865.20	Core and Main
05/14/20	41335	Core and Main	04/03/20	Credit for Meter Pit	5140490	540.00-	Core and Main
05/14/20	41335	Core and Main	05/01/20	Meter Adapters (24)	5140490	982.08	Core and Main

Chk. Date	Check #	Payee	Inv. Date	Description	GL Account	G/L Amt	Merchant Name
Total 41335:						1,307.28	
05/14/20	41336	Davis Audio Visual	05/12/20	Audio System Rental for General Plan Review	1058620	161.63	Davis Audio Visual
Total 41336:						161.63	
05/08/20	41315	DAVIS COUNTY GOVERNMENT	04/30/20	Animal Control Services - April 2020	1054311	1,615.08	DAVIS COUNTY GOVERNMENT
Total 41315:						1,615.08	
05/14/20	41337	DAVIS COUNTY GOVERNMENT	04/30/20	Law Enforcement Services - April 2020	1054310	18,490.00	DAVIS COUNTY GOVERNMENT
05/14/20	41337	DAVIS COUNTY GOVERNMENT	04/30/20	Dispatch Fees - April 2020	1057370	652.58	DAVIS COUNTY GOVERNMENT
Total 41337:						19,142.58	
05/28/20	41388	DE LAGE LANDEN	05/23/20	COPIER MAINT AGREEMENT - SHARP	1042240	21.47	DE LAGE LANDEN
05/28/20	41388	DE LAGE LANDEN	05/23/20	COPIER MAINT AGREEMENT - SHARP	1043240	50.10	DE LAGE LANDEN
05/28/20	41388	DE LAGE LANDEN	05/23/20	COPIER MAINT AGREEMENT - SHARP	5140240	35.78	DE LAGE LANDEN
05/28/20	41388	DE LAGE LANDEN	05/23/20	COPIER MAINT AGREEMENT - SHARP	5240240	35.78	DE LAGE LANDEN
Total 41388:						143.13	
05/14/20	41338	DURKS PLUMBING	05/07/20	SPRINKLER PARTS FOR PARKS	1070261	277.92	DURKS PLUMBING
05/14/20	41338	DURKS PLUMBING	05/07/20	SPRINKLER PARTS FOR PARKS	1070261	539.97	DURKS PLUMBING
05/14/20	41338	DURKS PLUMBING	05/08/20	SPRINKLER PARTS FOR PARKS	1070261	97.88	DURKS PLUMBING
Total 41338:						915.77	
05/21/20	41371	DURKS PLUMBING	05/12/20	SPRINKLER PARTS FOR PARKS	1070261	209.81-	DURKS PLUMBING
05/21/20	41371	DURKS PLUMBING	05/15/20	SPRINKLER PARTS FOR PARKS	1070261	449.28	DURKS PLUMBING
Total 41371:						239.47	
05/28/20	41389	DURKS PLUMBING	05/18/20	SPRINKLER CLOCK	1070261	98.52	DURKS PLUMBING
Total 41389:						98.52	
05/14/20	41339	EXECUTECH	04/30/20	Server Upgrade Preparation	1043740	650.00	EXECUTECH
05/14/20	41339	EXECUTECH	05/01/20	IT Services for May 2020	1043308	715.00	EXECUTECH

Chk. Date	Check #	Payee	Inv. Date	Description	GL Account	G/L Amt	Merchant Name
Total 41339:						1,365.00	
05/21/20	41372	EXECUTECH	05/14/20	Server Hard Drive	1043740	189.99	EXECUTECH
05/21/20	41372	EXECUTECH	05/14/20	VPN License - 1 User	1043308	100.00	EXECUTECH
Total 41372:						289.99	
05/14/20	41340	FREEDOM MAILING SERVICES INC.	04/30/20	Utility Billing - April 2020	5140370	538.45	FREEDOM MAILING SERVICES INC.
05/14/20	41340	FREEDOM MAILING SERVICES INC.	04/30/20	Utility Billing - April 2020	5240370	374.57	FREEDOM MAILING SERVICES INC.
05/14/20	41340	FREEDOM MAILING SERVICES INC.	04/30/20	Utility Billing - April 2020	5340370	175.58	FREEDOM MAILING SERVICES INC.
05/14/20	41340	FREEDOM MAILING SERVICES INC.	04/30/20	Utility Billing - April 2020	5440370	81.94	FREEDOM MAILING SERVICES INC.
Total 41340:						1,170.54	
05/21/20	41373	GREAT BASIN TURF PRODUCTS	05/07/20	FERTILIZER	1070261	1,473.35	GREAT BASIN TURF PRODUCTS
Total 41373:						1,473.35	
05/14/20	41341	GREEN CASTLE	04/30/20	Park & Ride Snow Plow - February 2020	1070626	3,920.00	GREEN CASTLE
Total 41341:						3,920.00	
05/14/20	41342	HANSEN & ASSOCIATES	05/06/20	Topo & Boundary Survey - Canyon Meadows P	1070312	2,680.50	HANSEN & ASSOCIATES
05/14/20	41342	HANSEN & ASSOCIATES	05/06/20	Construction Staking on South Bench Dr	4560730	1,194.97	HANSEN & ASSOCIATES
05/14/20	41342	HANSEN & ASSOCIATES	05/06/20	Topo & Property Line Staking - Cottonwood	5140730	507.84	HANSEN & ASSOCIATES
Total 41342:						4,383.31	
05/08/20	41316	Head, Ashley	04/28/20	Refund of Season Registration	2034757	20.00	Head, Ashley
Total 41316:						20.00	
05/14/20	41343	HERRICK INDUSTRIAL SUPPLY	04/30/20	Supplies for Park Bathroom	1070250	48.19	HERRICK INDUSTRIAL SUPPLY
Total 41343:						48.19	
05/28/20	41390	HERRICK INDUSTRIAL SUPPLY	05/20/20	Hearing Protection	1060250	16.75	HERRICK INDUSTRIAL SUPPLY

Chk. Date	Check #	Payee	Inv. Date	Description	GL Account	G/L Amt	Merchant Name
Total 41390:						16.75	
05/28/20	41391	INFOBYTES, INC.	05/25/20	Website Hosting - May 2020	1043308	234.14	INFOBYTES, INC.
Total 41391:						234.14	
05/08/20	41317	INTERMOUNTAIN TESTING SERVICES	04/25/20	Asphalt Testing - South Bench Dr	4560730	924.40	INTERMOUNTAIN TESTING SERVICES
Total 41317:						924.40	
05/14/20	41344	INTERMOUNTAIN TESTING SERVICES	04/30/20	Asphalt Testing - South Bench Dr	4560730	787.20	INTERMOUNTAIN TESTING SERVICES
Total 41344:						787.20	
05/21/20	41374	INTERMOUNTAIN TESTING SERVICES	05/09/20	Concrete Testing - South Bench Dr Phase 1	4560730	189.20	INTERMOUNTAIN TESTING SERVICES
Total 41374:						189.20	
05/14/20	41345	INTERNATIONAL CODE COUNCIL INC	04/30/20	Slab Design Webinar	1058230	220.00	INTERNATIONAL CODE COUNCIL INC
Total 41345:						220.00	
05/14/20	41346	Interstate Barricades, LLC	05/04/20	Street Signs (4)	1060415	240.73	Interstate Barricades, LLC
Total 41346:						240.73	
05/21/20	41375	Interstate Barricades, LLC	05/14/20	ROAD SIGNS (10)	1060415	185.00	Interstate Barricades, LLC
Total 41375:						185.00	
05/14/20	41347	JONES AND ASSOCIATES	04/30/20	General Information related to Potential Develo	1058312	125.00	JONES AND ASSOCIATES
05/14/20	41347	JONES AND ASSOCIATES	04/30/20	General Engineering Assistance	1058312	406.50	JONES AND ASSOCIATES
05/14/20	41347	JONES AND ASSOCIATES	04/30/20	General Planning Commission Meeting - Planni	1058312	187.50	JONES AND ASSOCIATES
05/14/20	41347	JONES AND ASSOCIATES	04/30/20	Project Review Meetings	1058312	1,406.25	JONES AND ASSOCIATES
05/14/20	41347	JONES AND ASSOCIATES	04/30/20	Emergency Preparedness	1058312	32.50	JONES AND ASSOCIATES
05/14/20	41347	JONES AND ASSOCIATES	04/30/20	Weber Basin Aqueduct - Relocation Project	1058312	156.25	JONES AND ASSOCIATES
05/14/20	41347	JONES AND ASSOCIATES	04/30/20	New Public Works Facility - Site Study and Acq	4560720	1,374.00	JONES AND ASSOCIATES
05/14/20	41347	JONES AND ASSOCIATES	04/30/20	2019 General Plan Update - Land Use Easeme	1058312	218.75	JONES AND ASSOCIATES
05/14/20	41347	JONES AND ASSOCIATES	04/30/20	RFQ for Potholing Services	1060312	56.50	JONES AND ASSOCIATES

Chk. Date	Check #	Payee	Inv. Date	Description	GL Account	G/L Amt	Merchant Name
05/14/20	41347	JONES AND ASSOCIATES	04/30/20	RFQ for Appraisal Services	1058312	113.00	JONES AND ASSOCIATES
05/14/20	41347	JONES AND ASSOCIATES	04/30/20	RFQ for Property Acquisition Services	1058312	172.50	JONES AND ASSOCIATES
05/14/20	41347	JONES AND ASSOCIATES	04/30/20	Inspection - Canyon Meadows Lot 33 - Sewer L	5240490	423.00	JONES AND ASSOCIATES
05/14/20	41347	JONES AND ASSOCIATES	04/30/20	CofO - Hidden Valley Meadows Phase 1	1058312	47.00	JONES AND ASSOCIATES
05/14/20	41347	JONES AND ASSOCIATES	04/30/20	CofO - Old Maple Farms Phase 3	1058312	47.00	JONES AND ASSOCIATES
05/14/20	41347	JONES AND ASSOCIATES	04/30/20	CofO - Freedom Landing Phase 2	1058312	94.00	JONES AND ASSOCIATES
05/14/20	41347	JONES AND ASSOCIATES	04/30/20	Street Maintenance Planning & Analysis	5676312	1,865.50	JONES AND ASSOCIATES
05/14/20	41347	JONES AND ASSOCIATES	04/30/20	US-89: Farmington to I-84	1060312	406.25	JONES AND ASSOCIATES
05/14/20	41347	JONES AND ASSOCIATES	04/30/20	South Bench Drive - Construction Management	4560730	6,868.75	JONES AND ASSOCIATES
05/14/20	41347	JONES AND ASSOCIATES	04/30/20	2019 Street Maintenance Projects	5676312	312.50	JONES AND ASSOCIATES
05/14/20	41347	JONES AND ASSOCIATES	04/30/20	2020 Street Maintenance Projects	5676312	62.50	JONES AND ASSOCIATES
05/14/20	41347	JONES AND ASSOCIATES	04/30/20	2700 E Red Curb Striping	1060312	1,062.50	JONES AND ASSOCIATES
05/14/20	41347	JONES AND ASSOCIATES	04/30/20	Water Projects Coordination Meetings	5140312	238.00	JONES AND ASSOCIATES
05/14/20	41347	JONES AND ASSOCIATES	04/30/20	Water System SCADA Upgrades	5140740	156.25	JONES AND ASSOCIATES
05/14/20	41347	JONES AND ASSOCIATES	04/30/20	WRRP - Tank Rehabilitation and Site Improvem	5140730	197.75	JONES AND ASSOCIATES
05/14/20	41347	JONES AND ASSOCIATES	04/30/20	EBRWR - Environmental Clearance	5140730	84.75	JONES AND ASSOCIATES
05/14/20	41347	JONES AND ASSOCIATES	04/30/20	EBRWR - ROW Acquisition	5140730	130.75	JONES AND ASSOCIATES
05/14/20	41347	JONES AND ASSOCIATES	04/30/20	EBRWR - Design	5140730	113.00	JONES AND ASSOCIATES
05/14/20	41347	JONES AND ASSOCIATES	04/30/20	JCWR - General	5140730	2,994.25	JONES AND ASSOCIATES
05/14/20	41347	JONES AND ASSOCIATES	04/30/20	Cottonwood Drive Waterline Replacement Proje	5140730	2,823.00	JONES AND ASSOCIATES
05/14/20	41347	JONES AND ASSOCIATES	04/30/20	2019 Capital Facilities Plan - Storm Water	5440312	352.75	JONES AND ASSOCIATES
05/14/20	41347	JONES AND ASSOCIATES	04/30/20	Sewer Collection System - Annual report	5240312	339.00	JONES AND ASSOCIATES
05/14/20	41347	JONES AND ASSOCIATES	04/30/20	CWSID Outfall Line - OMF1, Lot 101 (Jordan Lo	5240312	250.00	JONES AND ASSOCIATES
05/14/20	41347	JONES AND ASSOCIATES	04/30/20	Canyon Meadows Park - Master Plan	1070312	358.50	JONES AND ASSOCIATES
05/14/20	41347	JONES AND ASSOCIATES	04/30/20	Harvest Park - Dog Park	1070312	156.25	JONES AND ASSOCIATES
05/14/20	41347	JONES AND ASSOCIATES	04/30/20	Base Map and Database Management	1058325	62.50	JONES AND ASSOCIATES
05/14/20	41347	JONES AND ASSOCIATES	04/30/20	General Plan Maps	1058325	100.50	JONES AND ASSOCIATES
05/14/20	41347	JONES AND ASSOCIATES	04/30/20	Streets Map	1060325	143.50	JONES AND ASSOCIATES
05/14/20	41347	JONES AND ASSOCIATES	04/30/20	Utility Maps - General	5140325	3,976.25	JONES AND ASSOCIATES
05/14/20	41347	JONES AND ASSOCIATES	04/30/20	Utility Maps - Storm Drain	5440325	4,554.00	JONES AND ASSOCIATES
05/14/20	41347	JONES AND ASSOCIATES	04/30/20	Kennywood Subdivision	1058312	312.50	JONES AND ASSOCIATES
05/14/20	41347	JONES AND ASSOCIATES	04/30/20	Riverside Place Subdivision - Phase 3	1058319	47.00	JONES AND ASSOCIATES
05/14/20	41347	JONES AND ASSOCIATES	04/30/20	Old Maple Farms Subdivision - Phases 1 & 2	1058319	750.25	JONES AND ASSOCIATES
05/14/20	41347	JONES AND ASSOCIATES	04/30/20	Old Maple Farms Subdivision - Phase 3	1058319	141.00	JONES AND ASSOCIATES
05/14/20	41347	JONES AND ASSOCIATES	04/30/20	Freedom Landing Townhomes - Phase 3	1058319	266.00	JONES AND ASSOCIATES
05/14/20	41347	JONES AND ASSOCIATES	04/30/20	Ray Creek Estates	1058319	23.50	JONES AND ASSOCIATES
05/14/20	41347	JONES AND ASSOCIATES	04/30/20	Harvest Park Subidivision - Phase 1	1058319	281.50	JONES AND ASSOCIATES
05/14/20	41347	JONES AND ASSOCIATES	04/30/20	Sun Rays Subdivision	1058319	23.50	JONES AND ASSOCIATES
05/14/20	41347	JONES AND ASSOCIATES	04/30/20	Riverside RV Park Resort	1058319	1,281.25	JONES AND ASSOCIATES
05/14/20	41347	JONES AND ASSOCIATES	04/30/20	The Lofts at Deer Run	1058319	1,812.50	JONES AND ASSOCIATES

Chk. Date	Check #	Payee	Inv. Date	Description	GL Account	G/L Amt	Merchant Name
05/14/20	41347	JONES AND ASSOCIATES	04/30/20	Mountainside Plaza (Gunderson)	1058319	687.50	JONES AND ASSOCIATES
05/14/20	41347	JONES AND ASSOCIATES	04/30/20	Brumfield Ranch Event Center	1058319	250.00	JONES AND ASSOCIATES
Total 41347:						38,345.25	
05/14/20	41348	KASTLE ROCK EXCAVATING INC	05/12/20	Repayment of Secondary water fees on Easton	1070270	3,266.97	KASTLE ROCK EXCAVATING INC
Total 41348:						3,266.97	
05/08/20	41318	Lucie's Seat Covers	05/05/20	Mark Larsen Truck Seat Covers	1058250	193.41	Lucie's Seat Covers
Total 41318:						193.41	
05/21/20	41376	Milligan, Tiffany	05/12/20	Refund for Spring Sports	2034757	30.00	Milligan, Tiffany
Total 41376:						30.00	
05/21/20	41377	Mitel	05/01/20	Telephone service - May 2020	1043280	884.88	Mitel
Total 41377:						884.88	
05/21/20	41378	MOUNT OLYMPUS WATER	05/16/20	Water Cooler at City Hall	1043262	5.99	MOUNT OLYMPUS WATER
Total 41378:						5.99	
05/14/20	41349	NILSON HOMES	05/11/20	Refund of Completion Bond SWC190188189	1021340	500.00	NILSON HOMES
05/14/20	41349	NILSON HOMES	05/11/20	Refund of Completion Bond SWC190910156	1021340	500.00	NILSON HOMES
Total 41349:						1,000.00	
05/14/20	41350	OFFICE DEPOT	05/01/20	Pens for Front Office	1043240	81.62	OFFICE DEPOT
05/14/20	41350	OFFICE DEPOT	05/01/20	Printer Toner	1043240	277.85	OFFICE DEPOT
05/14/20	41350	OFFICE DEPOT	05/01/20	Printer Toner	1043240	149.81	OFFICE DEPOT
05/14/20	41350	OFFICE DEPOT	05/06/20	Printer Toner	1043240	274.95	OFFICE DEPOT
Total 41350:						784.23	
05/14/20	41351	OREILLY AUTOMOTIVE, INC.	04/30/20	2003 Ranger Battery	1058250	125.50	OREILLY AUTOMOTIVE, INC.
05/14/20	41351	OREILLY AUTOMOTIVE, INC.	04/30/20	Power Adapter for Meter Reading	5140250	69.99	OREILLY AUTOMOTIVE, INC.
05/14/20	41351	OREILLY AUTOMOTIVE, INC.	04/30/20	Oil for Plow Truck	5140250	10.47	OREILLY AUTOMOTIVE, INC.

Chk. Date	Check #	Payee	Inv. Date	Description	GL Account	G/L Amt	Merchant Name
05/14/20	41351	OREILLY AUTOMOTIVE, INC.	04/30/20	Wiper Blade	1060411	72.38	OREILLY AUTOMOTIVE, INC.
05/14/20	41351	OREILLY AUTOMOTIVE, INC.	04/30/20	Oil for Plow Truck	1060411	199.96	OREILLY AUTOMOTIVE, INC.
Total 41351:						478.30	
05/14/20	41352	PERRY HOMES	05/11/20	Refund of Completion Bond SWC191119217	1021340	500.00	PERRY HOMES
Total 41352:						500.00	
05/08/20	41319	PROTECT YOUTH SPORTS	04/30/20	Employee Background Check (1)	2071137	17.95	PROTECT YOUTH SPORTS
Total 41319:						17.95	
05/14/20	41353	ROBINSON WASTE SERVICES INC	04/30/20	Garbage Collection - April 2020	5340492	11,102.77	ROBINSON WASTE SERVICES INC
05/14/20	41353	ROBINSON WASTE SERVICES INC	05/01/20	Park & Ride Collection - May 2020	1070626	42.55	ROBINSON WASTE SERVICES INC
Total 41353:						11,145.32	
05/14/20	41354	ROCKY MOUNTAIN POWER	05/04/20	Service Pump - 310 S Kingston E	1070261	27.58	ROCKY MOUNTAIN POWER
Total 41354:						27.58	
05/28/20	41392	ROCKY MOUNTAIN POWER	05/14/20	Park Restroom	1070261	27.45	ROCKY MOUNTAIN POWER
Total 41392:						27.45	
05/28/20	41393	Shums Coda Associates	05/01/20	Building Inspector Services	1058326	14,620.00	Shums Coda Associates
Total 41393:						14,620.00	
05/08/20	41320	STANDARD EXAMINER	04/30/20	Job Notices	1043220	825.00	STANDARD EXAMINER
Total 41320:						825.00	
05/28/20	41394	STATE OF UTAH GASCARD	04/01/20	PW1 - Zach	1070256	172.85	STATE OF UTAH GASCARD
05/28/20	41394	STATE OF UTAH GASCARD	04/01/20	PW1 - Zach	1060256	57.62	STATE OF UTAH GASCARD
05/28/20	41394	STATE OF UTAH GASCARD	04/01/20	PW2 - Mark L	1058256	55.59	STATE OF UTAH GASCARD
05/28/20	41394	STATE OF UTAH GASCARD	04/01/20	PW2 - Mark L	1060256	37.89	STATE OF UTAH GASCARD
05/28/20	41394	STATE OF UTAH GASCARD	04/01/20	PW2 - Mark L	5240256	58.08	STATE OF UTAH GASCARD
05/28/20	41394	STATE OF UTAH GASCARD	04/01/20	PW3 - Bryan	5140256	82.88	STATE OF UTAH GASCARD

Chk. Date	Check #	Payee	Inv. Date	Description	GL Account	G/L Amt	Merchant Name
05/28/20	41394	STATE OF UTAH GASCARD	04/01/20	PW4 - Karl	1070256	201.62	STATE OF UTAH GASCARD
05/28/20	41394	STATE OF UTAH GASCARD	04/01/20	PW4 - Karl	1060256	22.40	STATE OF UTAH GASCARD
05/28/20	41394	STATE OF UTAH GASCARD	04/01/20	PW5 - Mark J	5240256	47.20	STATE OF UTAH GASCARD
05/28/20	41394	STATE OF UTAH GASCARD	04/01/20	PW5 - Mark J	5440256	38.43	STATE OF UTAH GASCARD
05/28/20	41394	STATE OF UTAH GASCARD	04/01/20	PW8 - Dump/Plow	1060411	210.38	STATE OF UTAH GASCARD
05/28/20	41394	STATE OF UTAH GASCARD	04/01/20	PW9 - Jason	1058256	190.60	STATE OF UTAH GASCARD
05/28/20	41394	STATE OF UTAH GASCARD	04/01/20	PW10 - Backhoe	5140256	78.14	STATE OF UTAH GASCARD
05/28/20	41394	STATE OF UTAH GASCARD	04/01/20	PW11 - Dump/Plow	1060411	201.89	STATE OF UTAH GASCARD
05/28/20	41394	STATE OF UTAH GASCARD	04/01/20	E1 - Fuel	1057256	87.72	STATE OF UTAH GASCARD
05/28/20	41394	STATE OF UTAH GASCARD	04/01/20	SQ1 - Fuel	1057256	84.88	STATE OF UTAH GASCARD
05/28/20	41394	STATE OF UTAH GASCARD	04/01/20	Amb1 - Fuel	1057256	87.30	STATE OF UTAH GASCARD
05/28/20	41394	STATE OF UTAH GASCARD	04/03/20	PW1 - Zach	1070256	133.52	STATE OF UTAH GASCARD
05/28/20	41394	STATE OF UTAH GASCARD	04/03/20	PW1 - Zach	1060256	44.51	STATE OF UTAH GASCARD
05/28/20	41394	STATE OF UTAH GASCARD	04/03/20	PW3 - Bryan	5140256	147.51	STATE OF UTAH GASCARD
05/28/20	41394	STATE OF UTAH GASCARD	04/03/20	PW4 - Karl	1070256	148.32	STATE OF UTAH GASCARD
05/28/20	41394	STATE OF UTAH GASCARD	04/03/20	PW4 - Karl	1060256	16.48	STATE OF UTAH GASCARD
05/28/20	41394	STATE OF UTAH GASCARD	04/03/20	PW5 - Mark J	5240256	89.12	STATE OF UTAH GASCARD
05/28/20	41394	STATE OF UTAH GASCARD	04/03/20	PW5 - Mark J	5440256	89.12	STATE OF UTAH GASCARD
05/28/20	41394	STATE OF UTAH GASCARD	04/03/20	PW9 - Jason	1058256	119.02	STATE OF UTAH GASCARD
05/28/20	41394	STATE OF UTAH GASCARD	04/03/20	E1 - Fuel	1057256	37.18	STATE OF UTAH GASCARD
05/28/20	41394	STATE OF UTAH GASCARD	04/03/20	E2 - Fuel	1057256	47.16	STATE OF UTAH GASCARD
05/28/20	41394	STATE OF UTAH GASCARD	04/03/20	SQ1 - Fuel	1057256	39.74	STATE OF UTAH GASCARD
05/28/20	41394	STATE OF UTAH GASCARD	04/03/20	Amb1 - Fuel	1057256	99.09	STATE OF UTAH GASCARD
Total 41394:						2,726.24	
05/14/20	41355	STATE OF UTAH-D.O.P.L.	04/01/20	First Quarter State Surcharge Fees (Jan - Mar 2	1022950	668.24	STATE OF UTAH-D.O.P.L.
Total 41355:						668.24	
05/14/20	41356	STEVENSON SMITH HOOD PC	04/30/20	Appeal Authority - Conditional Use Appeal	1043313	1.95	STEVENSON SMITH HOOD PC
05/14/20	41356	STEVENSON SMITH HOOD PC	05/06/20	Appeal Authority - Conditional Use Appeal	1043313	1,400.00	STEVENSON SMITH HOOD PC
Total 41356:						1,401.95	
05/14/20	41357	Sunrise Environmental Scientific	04/29/20	Disinfectant Spray	1060260	312.28	Sunrise Environmental Scientific
Total 41357:						312.28	
05/14/20	41358	SWEEP N UTAH	04/30/20	Street Sweep - April 2020	1060410	3,482.50	SWEEP N UTAH

Chk. Date	Check #	Payee	Inv. Date	Description	GL Account	G/L Amt	Merchant Name
Total 41358:						3,482.50	
05/21/20	41379	UNIFIRST CORPORATION	05/15/20	Towels & Rugs for FAC	2071241	76.75	UNIFIRST CORPORATION
Total 41379:						76.75	
05/08/20	41321	UPPERCASE PRINTING INK	04/30/20	Newsletter - April 2020	5140370	95.35	UPPERCASE PRINTING INK
05/08/20	41321	UPPERCASE PRINTING INK	04/30/20	Newsletter - April 2020	5240370	67.81	UPPERCASE PRINTING INK
05/08/20	41321	UPPERCASE PRINTING INK	04/30/20	Newsletter - April 2020	5340370	21.19	UPPERCASE PRINTING INK
05/08/20	41321	UPPERCASE PRINTING INK	04/30/20	Newsletter - April 2020	5440370	14.83	UPPERCASE PRINTING INK
Total 41321:						199.18	
05/21/20	41380	UTAH LOCAL GOVERNMENTS TRUST	05/11/20	Workers Comp Monthly Premium	1022250	1,815.62	UTAH LOCAL GOVERNMENTS TRUST
Total 41380:						1,815.62	
05/08/20	41322	UTAH STATE TREASURER	04/30/20	Court Surcharge Remittance - April 2020	1035100	4,821.58	UTAH STATE TREASURER
Total 41322:						4,821.58	
05/08/20	41323	VANGUARD CLEANING SYSTEMS OF U	05/01/20	Janitorial service - May 2020	1043262	280.00	VANGUARD CLEANING SYSTEMS OF U
Total 41323:						280.00	
05/21/20	41381	VERIZON WIRELESS	05/01/20	Public Works Air Card - May 2020	5140280	40.01	VERIZON WIRELESS
Total 41381:						40.01	
05/14/20	41359	WASATCH INTEGRATED WASTE MGMT	04/01/20	Garbage Collection April - 2020	5340492	21,031.20	WASATCH INTEGRATED WASTE MGMT
05/14/20	41359	WASATCH INTEGRATED WASTE MGMT	04/30/20	Public Works Dump Drop off	5340492	396.48	WASATCH INTEGRATED WASTE MGMT
Total 41359:						21,427.68	
05/14/20	41360	WEBER BASIN WATER	04/01/20	First Quarter Impact Fees for 19 Building Permit	5121357	82,897.00	WEBER BASIN WATER
Total 41360:						82,897.00	
05/14/20	41361	WILKINSON SUPPLY	05/11/20	Mower Service	1070250	239.95	WILKINSON SUPPLY

Chk. Date	Check #	Payee	Inv. Date	Description	GL Account	G/L Amt	Merchant Name
Total 41361:						239.95	
05/21/20	41382	WILKINSON SUPPLY	05/14/20	Service on 2012 Cat diesel mower	1070250	162.76	WILKINSON SUPPLY
Total 41382:						162.76	
05/28/20	41395	WINDSOR DOOR SALES INC	05/01/20	New Door Motor and Service	1057250	1,900.00	WINDSOR DOOR SALES INC
Total 41395:						1,900.00	
Grand Totals:						404,658.90	

Approval Date: _____

Mayor _____

City Recorder: _____

SOUTH WEBER CITY CORPORATION
REVENUES WITH COMPARISON TO BUDGET
FOR THE 10 MONTHS ENDING APRIL 30, 2020

GENERAL FUND

		PERIOD ACTUAL	YTD ACTUAL	BUDGET	UNEARNED	PCNT
	TAXES					
10-31-100	CURRENT YEAR PROPERTY TAXES	.00	737,380.92	701,000.00	(36,380.92)	105.2
10-31-120	PRIOR YEAR PROPERTY TAXES	.00	4,070.49	20,000.00	15,929.51	20.4
10-31-200	FEE IN LIEU - VEHICLE REG	.00	24,875.54	25,000.00	124.46	99.5
10-31-300	SALES AND USE TAX	72,210.46	504,377.06	701,000.00	196,622.94	72.0
10-31-305	TRANSPORTATION - LOCAL OPTION	.00	.00	.00	.00	.0
10-31-310	FRANCHISE/OTHER	27,867.14	303,026.63	400,000.00	96,973.37	75.8
	TOTAL TAXES	100,077.60	1,573,730.64	1,847,000.00	273,269.36	85.2
	LICENSES AND PERMITS					
10-32-100	BUSINESS LICENSE AND PERMITS	170.00	9,119.00	8,000.00	(1,119.00)	114.0
10-32-210	BUILDING PERMITS	19,236.26	295,405.31	310,000.00	14,594.69	95.3
10-32-290	PLAN CHECK AND OTHER FEES	5,928.48	89,876.80	.00	(89,876.80)	.0
10-32-310	EXCAVATION PERMITS	.00	94.00	.00	(94.00)	.0
	TOTAL LICENSES AND PERMITS	25,334.74	394,495.11	318,000.00	(76,495.11)	124.1
	INTERGOVERNMENTAL REVENUE					
10-33-400	STATE GRANTS	.00	1,500.00	.00	(1,500.00)	.0
10-33-550	WILDLAND FIREFIGHTING	.00	.00	.00	.00	.0
10-33-560	CLASS "C" ROAD ALLOTMENT	.00	240,887.11	94,000.00	(146,887.11)	256.3
10-33-580	STATE LIQUOR FUND ALLOTMENT	.00	.00	5,000.00	5,000.00	.0
	TOTAL INTERGOVERNMENTAL REVENUE	.00	242,387.11	99,000.00	(143,387.11)	244.8
	CHARGES FOR SERVICES					
10-34-100	ZONING & SUBDIVISION FEES	1,600.00	11,697.20	15,000.00	3,302.80	78.0
10-34-105	SUBDIVISION REVIEW FEE	4,424.75	41,242.25	80,000.00	38,757.75	51.6
10-34-250	BLDG RENTAL/PARK USE (BOWERY)	.00	1,277.00	.00	(1,277.00)	.0
10-34-254	AUDIT ADJUSTMENT TO SERVICES	.00	.00	.00	.00	.0
10-34-270	DEVELOPER PMTS FOR IMPROV.	.00	26,484.13	.00	(26,484.13)	.0
10-34-560	AMBULANCE SERVICE	2,452.80	47,412.08	100,000.00	52,587.92	47.4
10-34-760	YOUTH CITY COUNCIL	.00	.00	.00	.00	.0
	TOTAL CHARGES FOR SERVICES	8,477.55	128,112.66	195,000.00	66,887.34	65.7
	FINES AND FORFEITURES					
10-35-100	FINES	9,008.42	71,667.02	85,000.00	13,332.98	84.3
	TOTAL FINES AND FORFEITURES	9,008.42	71,667.02	85,000.00	13,332.98	84.3

SOUTH WEBER CITY CORPORATION
REVENUES WITH COMPARISON TO BUDGET
FOR THE 10 MONTHS ENDING APRIL 30, 2020

GENERAL FUND

		PERIOD ACTUAL	YTD ACTUAL	BUDGET	UNEARNED	PCNT
	MISCELLANEOUS REVENUE					
10-36-100	INTEREST EARNINGS	.00	58,984.51	57,000.00	(1,984.51)	103.5
10-36-300	NEWSLETTER SPONSORS	.00	.00	.00	.00	.0
10-36-400	SALE OF ASSETS	.00	.00	.00	.00	.0
10-36-900	SUNDRY REVENUES	435.23	5,491.17	5,500.00	8.83	99.8
10-36-901	FARMERS MARKET	.00	.00	.00	.00	.0
	TOTAL MISCELLANEOUS REVENUE	435.23	64,475.68	62,500.00	(1,975.68)	103.2
	CONTRIBUTIONS AND TRANSFERS					
10-39-091	TRANSFER FROM CAPITAL PROJECTS	.00	.00	.00	.00	.0
10-39-100	FIRE AGREEMENT/JOB CORPS	.00	17,900.00	3,500.00	(14,400.00)	511.4
10-39-110	FIRE AGREEMENT/COUNTY	.00	1,421.56	1,000.00	(421.56)	142.2
10-39-300	TRANSFER FOR ADMINI. SERVICES	.00	83,550.00	167,000.00	83,450.00	50.0
10-39-800	TFR FROM IMPACT FEES	.00	.00	40,000.00	40,000.00	.0
10-39-900	FUND BALANCE TO BE APPROPRIATE	.00	.00	.00	.00	.0
10-39-910	TRANSFER FROM CLASS "C" RES.	.00	.00	.00	.00	.0
	TOTAL CONTRIBUTIONS AND TRANSFERS	.00	102,871.56	211,500.00	108,628.44	48.6
	TOTAL FUND REVENUE	143,333.54	2,577,739.78	2,818,000.00	240,260.22	91.5

SOUTH WEBER CITY CORPORATION
EXPENDITURES WITH COMPARISON TO BUDGET
FOR THE 10 MONTHS ENDING APRIL 30, 2020

GENERAL FUND

		PERIOD ACTUAL	YTD ACTUAL	BUDGET	UNEXPENDED	PCNT
	LEGISLATIVE					
10-41-005	SALARIES - COUNCIL & COMMISSIO	2,000.00	18,567.00	28,000.00	9,433.00	66.3
10-41-131	EMPLOYEE BENEFIT-EMPLOYER FICA	153.00	1,420.38	2,200.00	779.62	64.6
10-41-133	EMPLOYEE BENEFIT - WORK. COMP.	32.87	194.36	700.00	505.64	27.8
10-41-140	UNIFORMS	.00	.00	300.00	300.00	.0
10-41-210	BOOKS/SUBSCRIPTIONS/MEMBERSHIP	.00	4,423.17	4,000.00	(423.17)	110.6
10-41-230	TRAVEL & TRAINING	.00	2,038.05	12,600.00	10,561.95	16.2
10-41-240	OFFICE SUPPLIES AND EXPENSE	.00	49.00	200.00	151.00	24.5
10-41-370	PROFESSIONAL/TECHNICAL SERVICE	.00	.00	.00	.00	.0
10-41-494	YOUTH CITY COUNCIL	.00	894.58	3,000.00	2,105.42	29.8
10-41-620	MISCELLANEOUS	.00	2,570.57	4,000.00	1,429.43	64.3
10-41-740	EQUIPMENT	.00	.00	.00	.00	.0
10-41-925	TRANSFER TO COUNTRY FAIR DAYS	.00	5,000.00	5,000.00	.00	100.0
	TOTAL LEGISLATIVE	2,185.87	35,157.11	60,000.00	24,842.89	58.6
	JUDICIAL					
10-42-004	JUDGE SALARY	1,072.00	7,504.00	16,000.00	8,496.00	46.9
10-42-110	EMPLOYEE SALARIES	2,378.42	27,392.32	34,000.00	6,607.68	80.6
10-42-130	EMPLOYEE BENEFIT - RETIREMENT	647.48	6,632.76	11,000.00	4,367.24	60.3
10-42-131	EMPLOYEE BENEFIT-EMPLOYER FICA	258.96	2,618.06	4,000.00	1,381.94	65.5
10-42-133	EMPLOYEE BENEFIT - WORK. COMP.	22.94	149.09	500.00	350.91	29.8
10-42-134	EMPLOYEE BENEFIT - UI	.00	.00	500.00	500.00	.0
10-42-135	EMPLOYEE BENEFIT - HEALTH INS.	964.54	10,017.63	14,000.00	3,982.37	71.6
10-42-210	BOOKS/SUBSCRIPTIONS/MEMBERSHIP	.00	643.61	600.00	(43.61)	107.3
10-42-230	TRAVEL & TRAINING	.00	981.56	1,500.00	518.44	65.4
10-42-240	OFFICE SUPPLIES & EXPENSE	21.47	769.97	400.00	(369.97)	192.5
10-42-243	COURT REFUNDS	.00	.00	.00	.00	.0
10-42-280	TELEPHONE	40.00	660.00	.00	(660.00)	.0
10-42-313	PROFESSIONAL/TECH. - ATTORNEY	2,175.00	10,668.75	10,000.00	(668.75)	106.7
10-42-317	PROFESSIONAL/TECHNICAL-BAILIFF	.00	3,241.00	4,000.00	759.00	81.0
10-42-350	SOFTWARE MAINTENANCE	.00	551.05	800.00	248.95	68.9
10-42-550	BANKING CHARGES	156.51	1,031.51	1,200.00	168.49	86.0
10-42-610	MISCELLANEOUS	.00	312.80	1,500.00	1,187.20	20.9
10-42-740	EQUIPMENT	.00	1,774.91	.00	(1,774.91)	.0
	TOTAL JUDICIAL	7,737.32	74,949.02	100,000.00	25,050.98	75.0

SOUTH WEBER CITY CORPORATION
EXPENDITURES WITH COMPARISON TO BUDGET
FOR THE 10 MONTHS ENDING APRIL 30, 2020

GENERAL FUND

		PERIOD ACTUAL	YTD ACTUAL	BUDGET	UNEXPENDED	PCNT
	ADMINISTRATIVE					
10-43-110	FULL-TIME EMPLOYEE SALARIES	23,211.51	252,384.54	331,000.00	78,615.46	76.3
10-43-120	PART-TIME EMPLOYEE SALARIES	4,744.37	26,805.89	33,000.00	6,194.11	81.2
10-43-125	EMPLOYEE INCENTIVE	.00	.00	.00	.00	.0
10-43-130	EMPLOYEE BENEFIT - RETIREMENT	4,428.08	48,965.23	78,000.00	29,034.77	62.8
10-43-131	EMPLOYEE BENEFIT-EMPLOYER FICA	2,110.95	21,019.26	28,000.00	6,980.74	75.1
10-43-133	EMPLOYEE BENEFIT - WORK. COMP.	181.58	1,226.26	3,200.00	1,973.74	38.3
10-43-134	EMPLOYEE BENEFIT - UI	.00	.00	4,800.00	4,800.00	.0
10-43-135	EMPLOYEE BENEFIT - HEALTH INS.	5,065.78	61,566.75	97,000.00	35,433.25	63.5
10-43-136	HRA REIMBURSEMENT - HEALTH INS	.00	3,225.00	6,000.00	2,775.00	53.8
10-43-137	EMPLOYEE TESTING	38.00	253.39	.00	(253.39)	.0
10-43-140	UNIFORMS	.00	460.31	1,000.00	539.69	46.0
10-43-210	BOOKS/SUBSCRIPTIONS/MEMBERSHIP	.00	1,401.81	3,500.00	2,098.19	40.1
10-43-220	PUBLIC NOTICES	825.00	3,991.25	5,000.00	1,008.75	79.8
10-43-230	TRAVEL & TRAINING	.00	4,623.31	20,000.00	15,376.69	23.1
10-43-240	OFFICE SUPPLIES & EXPENSE	70.16	5,538.75	8,000.00	2,461.25	69.2
10-43-250	EQUIPMENT - SUPPLIES AND MAINT	728.11	4,756.50	4,000.00	(756.50)	118.9
10-43-252	EQUIPMENT MAINT. - CASELLE	.00	.00	.00	.00	.0
10-43-253	EQUIPMENT MAINT. - SOFTWARE	.00	.00	.00	.00	.0
10-43-256	FUEL EXPENSE	.00	38.75	.00	(38.75)	.0
10-43-262	GENERAL GOVERNMENT BUILDINGS	804.95	5,169.52	7,500.00	2,330.48	68.9
10-43-270	UTILITIES	51.00	3,991.50	4,500.00	508.50	88.7
10-43-280	TELEPHONE	1,066.24	10,379.95	18,000.00	7,620.05	57.7
10-43-308	PROFESSIONAL & TECH - I.T.	949.14	10,545.67	14,000.00	3,454.33	75.3
10-43-309	PROFESSIONAL & TECH - AUDITOR	.00	10,000.00	10,000.00	.00	100.0
10-43-310	PROFESSIONAL/TECH. - PLANNER	.00	.00	.00	.00	.0
10-43-311	PRO & TECH - ECO DEVELOPMENT	.00	.00	.00	.00	.0
10-43-312	PROFESSIONAL & TECH. - ENGINR	.00	89.25	.00	(89.25)	.0
10-43-313	PROFESSIONAL/TECH. - ATTORNEY	2,494.45	19,456.95	25,000.00	5,543.05	77.8
10-43-314	ORDINANCE CODIFICATION	.00	3,227.00	3,000.00	(227.00)	107.6
10-43-316	ELECTIONS	.00	7,155.28	16,000.00	8,844.72	44.7
10-43-319	PROF./TECH. -SUBD. REVIEWS	.00	.00	.00	.00	.0
10-43-329	CITY MANAGER FUND	.00	1,240.23	3,000.00	1,759.77	41.3
10-43-350	SOFTWARE MAINTENANCE	3,000.00	15,465.62	24,000.00	8,534.38	64.4
10-43-510	INSURANCE & SURETY BONDS	.00	40,993.12	45,000.00	4,006.88	91.1
10-43-550	BANKING CHARGES	.00	216.36	3,000.00	2,783.64	7.2
10-43-610	MISCELLANEOUS	328.50	743.45	5,000.00	4,256.55	14.9
10-43-620	MISCELLANEOUS	.00	(272.00)	.00	272.00	.0
10-43-621	CONTRIBUTIONS & DONATIONS	.00	.00	.00	.00	.0
10-43-625	CASH OVER AND SHORT	.00	(66.37)	.00	66.37	.0
10-43-720	BUILDINGS	.00	.00	.00	.00	.0
10-43-740	EQUIPMENT	650.00	1,720.54	27,000.00	25,279.46	6.4
10-43-745	EQUIPMENT COSTING OVER $500	.00	.00	.00	.00	.0
10-43-841	TRANSFER TO RECREATION FUND	97,500.00	97,500.00	97,500.00	.00	100.0
10-43-910	TRANSFER TO CAP. PROJ. FUND	.00	.00	.00	.00	.0
	TOTAL ADMINISTRATIVE	148,247.82	663,813.07	925,000.00	261,186.93	71.8

SOUTH WEBER CITY CORPORATION
EXPENDITURES WITH COMPARISON TO BUDGET
FOR THE 10 MONTHS ENDING APRIL 30, 2020

GENERAL FUND

		PERIOD ACTUAL	YTD ACTUAL	BUDGET	UNEXPENDED	PCNT
	PUBLIC SAFETY					
10-54-310	SHERIFF'S DEPARTMENT	36,980.00	190,642.00	230,000.00	39,358.00	82.9
10-54-311	ANIMAL CONTROL	1,615.08	16,150.77	21,000.00	4,849.23	76.9
10-54-320	EMERGENCY PREPAREDNESS	.00	.00	2,000.00	2,000.00	.0
10-54-321	LIQUOR LAW ENFORCEMENT	.00	.00	5,000.00	5,000.00	.0
	TOTAL PUBLIC SAFETY	38,595.08	206,792.77	258,000.00	51,207.23	80.2
	FIRE PROTECTION					
10-57-110	FULL-TIME EMPLOYEE SALARIES	.00	.00	.00	.00	.0
10-57-120	PART-TIME EMPLOYEE SALARIES	31,720.79	353,104.88	410,000.00	56,895.12	86.1
10-57-131	EMPLOYEE BENEFIT-EMPLOYER FICA	2,430.44	27,052.59	29,000.00	1,947.41	93.3
10-57-133	EMPLOYEE BENEFIT - WORK. COMP.	818.72	6,401.60	14,000.00	7,598.40	45.7
10-57-134	EMPLOYEE BENEFIT - UI	.00	.00	5,000.00	5,000.00	.0
10-57-137	EMPLOYEE TESTING	76.00	373.70	500.00	126.30	74.7
10-57-140	UNIFORMS	605.90	7,936.55	12,000.00	4,063.45	66.1
10-57-210	BOOKS/SUBSCRIPTIONS/MEMBERSHIP	.00	.00	2,500.00	2,500.00	.0
10-57-230	TRAVEL & TRAINING	.00	5,255.78	12,000.00	6,744.22	43.8
10-57-240	OFFICE SUPPLIES & EXPENSE	.00	983.24	1,000.00	16.76	98.3
10-57-250	EQUIPMENT SUPPLIES & MAINT.	.00	18,443.25	40,000.00	21,556.75	46.1
10-57-256	FUEL EXPENSE	483.07	2,616.68	4,000.00	1,383.32	65.4
10-57-260	BUILDINGS & GROUNDS MAINT.	.00	8,782.07	12,000.00	3,217.93	73.2
10-57-270	UTILITIES	.00	6,641.41	5,000.00	(1,641.41)	132.8
10-57-280	TELEPHONE	338.88	6,058.49	5,000.00	(1,058.49)	121.2
10-57-350	SOFTWARE MAINTENANCE	.00	1,636.05	6,000.00	4,363.95	27.3
10-57-370	PROFESSIONAL & TECH. SERVICES	652.58	18,232.10	13,000.00	(5,232.10)	140.3
10-57-375	PARAMEDIC SERVICES	.00	486.00	.00	(486.00)	.0
10-57-450	SPECIAL PUBLIC SAFETY SUPPLIES	.00	21,730.16	25,000.00	3,269.84	86.9
10-57-530	INTEREST EXPENSE	770.00	7,126.96	7,000.00	(126.96)	101.8
10-57-550	BANKING CHARGES	.00	206.36	500.00	293.64	41.3
10-57-622	HEALTH & WELLNESS EXPENSES	.00	.00	1,500.00	1,500.00	.0
10-57-740	EQUIPMENT	4,000.00	5,091.55	10,000.00	4,908.45	50.9
10-57-745	EQUIPMENT COSTING OVER $500	.00	.00	.00	.00	.0
10-57-811	BOND PRINCIPAL	.00	24,360.00	28,000.00	3,640.00	87.0
	TOTAL FIRE PROTECTION	41,896.38	522,519.42	643,000.00	120,480.58	81.3

GENERAL FUND

		PERIOD ACTUAL	YTD ACTUAL	BUDGET	UNEXPENDED	PCNT
	PLANNING & ENGINEERING					
10-58-110	FULL-TIME EMPLOYEE SALARIES	5,305.58	78,342.07	82,000.00	3,657.93	95.5
10-58-120	PART-TIME EMPLOYEE SALARIES	3,366.40	40,777.60	33,000.00	(7,777.60)	123.6
10-58-130	EMPLOYEE BENEFIT - RETIREMENT	1,666.47	21,004.01	20,000.00	(1,004.01)	105.0
10-58-131	EMPLOYEE BENEFIT-EMPLOYER FICA	652.90	10,379.90	9,000.00	(1,379.90)	115.3
10-58-133	EMPLOYEE BENEFIT - WORK. COMP.	88.54	947.39	3,000.00	2,052.61	31.6
10-58-134	EMPLOYEE BENEFIT - UI	.00	.00	1,600.00	1,600.00	.0
10-58-135	EMPLOYEE BENEFIT - HEALTH INS.	133.26	7,578.91	10,000.00	2,421.09	75.8
10-58-137	EMPLOYEE TESTING	50.00	230.00	.00	(230.00)	.0
10-58-140	UNIFORMS	183.49	911.66	900.00	(11.66)	101.3
10-58-210	BOOKS/SUBSCRIPTIONS/MEMBERSHIP	.00	2,056.58	1,500.00	(556.58)	137.1
10-58-230	TRAVEL & TRAINING	220.00	1,757.38	5,000.00	3,242.62	35.2
10-58-250	EQUIPMENT SUPPLIES & MAINT.	412.35	17,872.60	4,000.00	(13,872.60)	446.8
10-58-255	VEHICLE LEASE	.00	.00	.00	.00	.0
10-58-256	FUEL EXPENSE	365.21	(451.94)	1,000.00	1,451.94	(45.2)
10-58-280	TELEPHONE	111.00	2,063.50	.00	(2,063.50)	.0
10-58-310	PROFESSIONAL & TCH. - PLANNER	1,330.00	15,470.00	12,000.00	(3,470.00)	128.9
10-58-311	PROFESSIONAL & TECH - ECODEV	.00	.00	.00	.00	.0
10-58-312	PROFESSIONAL & TECH. - ENGINR	3,318.75	73,444.25	60,000.00	(13,444.25)	122.4
10-58-319	PROF./TECH. -SUBD. REVIEWS	5,564.00	48,839.25	80,000.00	31,160.75	61.1
10-58-325	PROFESSIONAL/TECHICAL - MAPS/G	163.00	8,223.00	.00	(8,223.00)	.0
10-58-326	PROF. & TECH. - INSPECTIONS	5,100.00	5,100.00	.00	(5,100.00)	.0
10-58-350	SOFTWARE MAINTENANCE	.00	2,182.88	3,000.00	817.12	72.8
10-58-370	PROFESSIONAL & TECH. SERVICES	.00	.00	.00	.00	.0
10-58-620	MISCELLANEOUS	.00	2,347.92	2,000.00	(347.92)	117.4
10-58-740	EQUIPMENT	.00	.00	.00	.00	.0
	TOTAL PLANNING & ENGINEERING	28,030.95	339,076.96	328,000.00	(11,076.96)	103.4

SOUTH WEBER CITY CORPORATION
EXPENDITURES WITH COMPARISON TO BUDGET
FOR THE 10 MONTHS ENDING APRIL 30, 2020

GENERAL FUND

		PERIOD ACTUAL	YTD ACTUAL	BUDGET	UNEXPENDED	PCNT
	STREETS					
10-60-110	FULL-TIME EMPLOYEE SALARIES	2,168.12	36,536.22	39,000.00	2,463.78	93.7
10-60-120	PART-TIME EMPLOYEE SALARIES	4,688.34	14,868.48	21,000.00	6,131.52	70.8
10-60-130	EMPLOYEE BENEFIT - RETIREMENT	434.66	6,759.82	10,000.00	3,240.18	67.6
10-60-131	EMPLOYEE BENEFIT-EMPLOYER FICA	518.80	3,844.77	4,500.00	655.23	85.4
10-60-133	EMPLOYEE BENEFIT - WORK. COMP.	113.94	634.25	1,700.00	1,065.75	37.3
10-60-134	EMPLOYEE BENEFIT - UI	.00	.00	800.00	800.00	.0
10-60-135	EMPLOYEE BENEFIT - HEALTH INS.	187.36	6,450.94	10,000.00	3,549.06	64.5
10-60-137	EMPLOYEE TESTING	188.00	420.85	.00	(420.85)	.0
10-60-140	UNIFORMS	183.51	911.90	1,000.00	88.10	91.2
10-60-230	TRAVEL & TRAINING	.00	465.01	2,000.00	1,534.99	23.3
10-60-250	EQUIPMENT SUPPLIES & MAINT.	688.84	8,772.47	17,000.00	8,227.53	51.6
10-60-255	VEHICLE LEASE	.00	.00	.00	.00	.0
10-60-256	FUEL EXPENSE	178.90	3,381.44	5,000.00	1,618.56	67.6
10-60-260	BUILDINGS & GROUNDS MAINT.	312.28	2,184.16	10,000.00	7,815.84	21.8
10-60-271	UTILITIES - STREET LIGHTS	.00	36,241.75	50,000.00	13,758.25	72.5
10-60-280	TELEPHONE	.00	.00	.00	.00	.0
10-60-312	PROFESSIONAL & TECH. - ENGINR	1,525.25	14,072.50	30,000.00	15,927.50	46.9
10-60-325	PROFESSIONAL/TECHICAL - MAPS/G	143.50	4,253.75	.00	(4,253.75)	.0
10-60-350	SOFTWARE MAINTENANCE	.00	551.05	3,000.00	2,448.95	18.4
10-60-370	PROFESSIONAL & TECH. SERVICES	.00	.00	1,000.00	1,000.00	.0
10-60-410	SPECIAL HIGHWAY SUPPLIES	3,482.50	17,327.86	15,000.00	(2,327.86)	115.5
10-60-411	SNOW REMOVAL SUPPLIES	5,992.65	30,430.17	35,000.00	4,569.83	86.9
10-60-415	MAILBOXES & STREET SIGNS	543.60	(6,245.63)	.00	6,245.63	.0
10-60-416	STREET LIGHTS	.00	3,842.00	.00	(3,842.00)	.0
10-60-420	WEED CONTROL	.00	337.69	2,500.00	2,162.31	13.5
10-60-422	CROSSWALK/STREET PAINTING	.00	.00	5,000.00	5,000.00	.0
10-60-424	CURB & GUTTER RESTORATION	.00	.00	.00	.00	.0
10-60-550	BANKING CHARGES	.00	206.36	500.00	293.64	41.3
	TOTAL STREETS	21,350.25	186,247.81	264,000.00	77,752.19	70.6

SOUTH WEBER CITY CORPORATION
EXPENDITURES WITH COMPARISON TO BUDGET
FOR THE 10 MONTHS ENDING APRIL 30, 2020

GENERAL FUND

		PERIOD ACTUAL	YTD ACTUAL	BUDGET	UNEXPENDED	PCNT
	PARKS					
10-70-110	FULL-TIME EMPLOYEE SALARIES	4,482.82	64,385.01	55,000.00	(9,385.01)	117.1
10-70-120	PART-TIME EMPLOYEE SALARIES	.00	.00	16,000.00	16,000.00	.0
10-70-130	EMPLOYEE BENEFIT - RETIREMENT	809.99	11,620.57	14,000.00	2,379.43	83.0
10-70-131	EMPLOYEE BENEFIT-EMPLOYER FICA	338.52	4,822.58	6,000.00	1,177.42	80.4
10-70-133	EMPLOYEE BENEFIT - WORK. COMP.	71.56	700.03	3,000.00	2,299.97	23.3
10-70-134	EMPLOYEE BENEFIT - UI	.00	.00	2,000.00	2,000.00	.0
10-70-135	EMPLOYEE BENEFIT - HEALTH INS.	881.82	13,918.34	33,000.00	19,081.66	42.2
10-70-137	EMPLOYEE TESTING	138.00	188.00	.00	(188.00)	.0
10-70-140	UNIFORMS	366.90	2,033.82	1,600.00	(433.82)	127.1
10-70-230	TRAVEL & TRAINING	.00	1,584.76	2,500.00	915.24	63.4
10-70-250	EQUIPMENT SUPPLIES & MAINT.	709.86	14,409.40	9,000.00	(5,409.40)	160.1
10-70-255	VEHICLE LEASE	.00	.00	.00	.00	.0
10-70-256	FUEL EXPENSE	656.31	2,963.72	5,000.00	2,036.28	59.3
10-70-260	BUILDINGS & GROUNDS MAINT.	.00	1,670.59	10,000.00	8,329.41	16.7
10-70-261	GROUNDS SUPPLIES & MAINTENANCE	1,426.91	24,110.03	35,000.00	10,889.97	68.9
10-70-270	UTILITIES	.00	6,918.71	8,000.00	1,081.29	86.5
10-70-280	TELEPHONE	44.00	942.00	.00	(942.00)	.0
10-70-312	PROFESSIONAL & TECH. - ENGINR	514.75	20,755.75	20,000.00	(755.75)	103.8
10-70-350	SOFTWARE MAINTENANCE	.00	551.05	600.00	48.95	91.8
10-70-430	TREES	.00	3,500.00	2,000.00	(1,500.00)	175.0
10-70-435	SAFETY INCENTIVE PROGRAM	.00	.00	.00	.00	.0
10-70-550	BANKING CHARGES	.00	206.36	300.00	93.64	68.8
10-70-626	UTA PARK AND RIDE	3,962.95	11,024.09	15,700.00	4,675.91	70.2
10-70-730	IMPROVEMENTS OTHER THAN BLDGS	.00	.00	.00	.00	.0
10-70-740	EQUIPMENT	.00	.00	1,300.00	1,300.00	.0
	TOTAL PARKS	14,404.39	186,304.81	240,000.00	53,695.19	77.6
	TOTAL FUND EXPENDITURES	302,448.06	2,214,860.97	2,818,000.00	603,139.03	78.6
	NET REVENUE OVER EXPENDITURES	(159,114.52)	362,878.81	.00	(362,878.81)	.0

SOUTH WEBER CITY CORPORATION
REVENUES WITH COMPARISON TO BUDGET
FOR THE 10 MONTHS ENDING APRIL 30, 2020

RECREATION FUND

		PERIOD ACTUAL	YTD ACTUAL	BUDGET	UNEXPENDED	PCNT
	RECREATION REVENUE					
20-34-720	RENTAL - ACTIVITY CENTER	(220.00)	7,402.00	10,000.00	2,598.00	74.0
20-34-751	MEMBERSHIP FEES	(832.00)	15,739.00	20,000.00	4,261.00	78.7
20-34-752	COMPETITION LEAGUE FEES	.00	12,070.00	17,000.00	4,930.00	71.0
20-34-753	MISC REVENUE	.00	2,106.00	1,000.00	(1,106.00)	210.6
20-34-754	COMPETITION BASEBALL	.00	280.00	.00	(280.00)	.0
20-34-755	BASKETBALL	.00	13,647.25	14,000.00	352.75	97.5
20-34-756	BASEBALL & SOFTBALL	308.00	2,862.00	7,500.00	4,638.00	38.2
20-34-757	SOCCER	(1,065.00)	7,460.00	8,000.00	540.00	93.3
20-34-758	FLAG FOOTBALL	.00	3,450.00	4,500.00	1,050.00	76.7
20-34-759	VOLLEYBALL	.00	1,330.00	2,000.00	670.00	66.5
20-34-760	WRESTLING	.00	1,010.00	2,000.00	990.00	50.5
20-34-811	SALES TAX BOND PMT-RESTRICTED	.00	.00	.00	.00	.0
20-34-841	GRAVEL PIT FEES	.00	48,422.49	55,000.00	6,577.51	88.0
	TOTAL RECREATION REVENUE	(1,809.00)	115,778.74	141,000.00	25,221.26	82.1
	SOURCE 36					
20-36-895	RENTAL OF UNIFORMS AND EQUIP	.00	.00	1,500.00	1,500.00	.0
	TOTAL SOURCE 36	.00	.00	1,500.00	1,500.00	.0
	SOURCE 37					
20-37-100	INTEREST EARNINGS	.00	4,001.73	3,000.00	(1,001.73)	133.4
	TOTAL SOURCE 37	.00	4,001.73	3,000.00	(1,001.73)	133.4
	CONTRIBUTIONS & TRANSFERS					
20-39-091	TRANSFER FROM CAPITAL PROJECTS	.00	.00	.00	.00	.0
20-39-470	TRANSFER FROM OTHER FUNDS	97,500.00	97,500.00	97,500.00	.00	100.0
20-39-800	TRANSFER FROM IMPACT FEE FUND	.00	.00	66,000.00	66,000.00	.0
20-39-900	FUND BALANCE TO BE APPROPRIATE	4,000.00	4,000.00	4,000.00	.00	100.0
	TOTAL CONTRIBUTIONS & TRANSFERS	101,500.00	101,500.00	167,500.00	66,000.00	60.6
	TOTAL FUND REVENUE	99,691.00	221,280.47	313,000.00	91,719.53	70.7

SOUTH WEBER CITY CORPORATION
EXPENDITURES WITH COMPARISON TO BUDGET
FOR THE 10 MONTHS ENDING APRIL 30, 2020

RECREATION FUND

		PERIOD ACTUAL	YTD ACTUAL	BUDGET	UNEXPENDED	PCNT
	RECREATION EXPENDITURES					
20-71-110	FULL-TIME EMPLOYEE SALARIES	4,185.60	47,816.85	54,000.00	6,183.15	88.6
20-71-120	PART-TIME EMPLOYEE SALARIES	92.00	27,738.17	51,000.00	23,261.83	54.4
20-71-130	EMPLOYEE BENEFIT - RETIREMENT	737.88	8,244.66	11,000.00	2,755.34	75.0
20-71-131	EMPLOYEE BENEFIT-EMPLOYER FICA	324.23	5,891.41	8,000.00	2,108.59	73.6
20-71-133	EMPLOYEE BENEFIT - WORK. COMP.	63.11	763.61	2,000.00	1,236.39	38.2
20-71-134	EMPLOYEE BENEFIT - UI	.00	.00	2,000.00	2,000.00	.0
20-71-135	EMPLOYEE BENEFIT - HEALTH INS.	138.52	5,487.28	11,000.00	5,512.72	49.9
20-71-137	EMPLOYEE TESTING	17.95	241.75	200.00	(41.75)	120.9
20-71-210	BOOKS/SUBSCRIPTIONS/MEMBERSHIP	.00	.00	.00	.00	.0
20-71-230	TRAVEL & TRAINING	.00	1,211.17	1,500.00	288.83	80.7
20-71-240	OFFICE SUPPLIES AND EXPENSE	.00	506.01	1,000.00	493.99	50.6
20-71-241	MATERIALS & SUPPLIES	.00	1,050.01	2,000.00	949.99	52.5
20-71-250	EQUIPMENT SUPPLIES & MAINT.	.00	858.57	1,000.00	141.43	85.9
20-71-256	FUEL EXPENSE	.00	415.72	200.00	(215.72)	207.9
20-71-262	GENERAL GOVERNMENT BUILDINGS	.00	231.25	4,000.00	3,768.75	5.8
20-71-270	UTILITIES	.00	5,940.24	7,000.00	1,059.76	84.9
20-71-280	TELEPHONE	.00	2,308.41	4,000.00	1,691.59	57.7
20-71-331	PROMOTIONS	.00	966.23	1,500.00	533.77	64.4
20-71-340	PROGRAM OFFICIALS	.00	.00	.00	.00	.0
20-71-350	SOFTWARE MAINTENANCE	.00	551.05	700.00	148.95	78.7
20-71-370	PROFESSIONAL/TECHNICAL SERVICE	.00	.00	.00	.00	.0
20-71-480	REC BASKETBALL	.00	4,137.12	11,000.00	6,862.88	37.6
20-71-481	BASEBALL & SOFTBALL	.00	268.92	7,000.00	6,731.08	3.8
20-71-482	SOCCER	.00	1,752.68	4,500.00	2,747.32	39.0
20-71-483	FLAG FOOTBALL	.00	1,401.81	3,000.00	1,598.19	46.7
20-71-484	VOLLEYBALL	.00	949.19	2,000.00	1,050.81	47.5
20-71-485	SUMMER FUN	.00	1,688.06	2,000.00	311.94	84.4
20-71-486	SR LUNCHEON	.00	1,028.12	1,500.00	471.88	68.5
20-71-488	COMPETITION BASKETBALL	.00	5,551.97	9,000.00	3,448.03	61.7
20-71-489	COMPETITION BASEBALL	.00	.00	300.00	300.00	.0
20-71-491	FLY FISHING	.00	.00	1,000.00	1,000.00	.0
20-71-492	WRESTLING	.00	900.50	2,000.00	1,099.50	45.0
20-71-510	INSURANCE & SURETY BONDS	.00	.00	.00	.00	.0
20-71-530	INTEREST EXPENSE	1,980.00	18,326.49	17,000.00	(1,326.49)	107.8
20-71-550	BANKING CHARGES	70.21	1,134.94	800.00	(334.94)	141.9
20-71-610	MISCELLANEOUS	.00	591.44	800.00	208.56	73.9
20-71-625	CASH OVER AND SHORT	.00	.00	.00	.00	.0
20-71-740	EQUIPMENT	.00	.00	1,000.00	1,000.00	.0
20-71-811	BOND PRINCIPAL	.00	62,640.00	72,000.00	9,360.00	87.0
20-71-900	TRANSFER TO FUND BALANCE	.00	.00	.00	.00	.0
20-71-915	TRANSFER TO ADMIN. SERVICES	.00	8,000.00	16,000.00	8,000.00	50.0
	TOTAL RECREATION EXPENDITURES	7,609.50	218,593.63	313,000.00	94,406.37	69.8
	TOTAL FUND EXPENDITURES	7,609.50	218,593.63	313,000.00	94,406.37	69.8
	NET REVENUE OVER EXPENDITURES	92,081.50	2,686.84	.00	(2,686.84)	.0

SOUTH WEBER CITY CORPORATION
REVENUES WITH COMPARISON TO BUDGET
FOR THE 10 MONTHS ENDING APRIL 30, 2020

SEWER IMPACT FEE FUND

		PERIOD ACTUAL	YTD ACTUAL	BUDGET	UNEXPENDED	PCNT
	REVENUE					
21-37-100	INTEREST EARNINGS	.00	6,181.06	.00	(6,181.06)	.0
21-37-200	IMPACT FEES	11,732.00	281,568.00	150,000.00	(131,568.00)	187.7
	TOTAL REVENUE	11,732.00	287,749.06	150,000.00	(137,749.06)	191.8
	CONTRIBUTIONS & TRANSFERS					
21-39-900	FUND BAL TO BE APPROPRIATED	.00	.00	100,000.00	100,000.00	.0
	TOTAL CONTRIBUTIONS & TRANSFERS	.00	.00	100,000.00	100,000.00	.0
	TOTAL FUND REVENUE	11,732.00	287,749.06	250,000.00	(37,749.06)	115.1

SOUTH WEBER CITY CORPORATION
EXPENDITURES WITH COMPARISON TO BUDGET
FOR THE 10 MONTHS ENDING APRIL 30, 2020

SEWER IMPACT FEE FUND

		PERIOD ACTUAL	YTD ACTUAL	BUDGET	UNEXPENDED	PCNT
	EXPENDITURES					
21-40-760	SEWER IMPACT FEE PROJECTS	.00	.00	.00	.00	.0
	TOTAL EXPENDITURES	.00	.00	.00	.00	.0
	DEPARTMENT 80					
21-80-800	TRANSFERS	.00	.00	250,000.00	250,000.00	.0
	TOTAL DEPARTMENT 80	.00	.00	250,000.00	250,000.00	.0
	TOTAL FUND EXPENDITURES	.00	.00	250,000.00	250,000.00	.0
	NET REVENUE OVER EXPENDITURES	11,732.00	287,749.06	.00	(287,749.06)	.0

SOUTH WEBER CITY CORPORATION
REVENUES WITH COMPARISON TO BUDGET
FOR THE 10 MONTHS ENDING APRIL 30, 2020

STORM SEWER IMPACT FEE FUND

		PERIOD ACTUAL	YTD ACTUAL	BUDGET	UNEXPENDED	PCNT
	REVENUE					
22-37-100	INTEREST EARNINGS	.00	618.04	.00	(618.04)	.0
22-37-200	IMPACT FEES	1,330.00	27,930.00	40,000.00	12,070.00	69.8
	TOTAL REVENUE	1,330.00	28,548.04	40,000.00	11,451.96	71.4
	CONTRIBUTIONS & TRANSFERS					
22-39-900	FUND BAL TO BE APPROPRIATED	.00	.00	112,000.00	112,000.00	.0
	TOTAL CONTRIBUTIONS & TRANSFERS	.00	.00	112,000.00	112,000.00	.0
	TOTAL FUND REVENUE	1,330.00	28,548.04	152,000.00	123,451.96	18.8

SOUTH WEBER CITY CORPORATION
EXPENDITURES WITH COMPARISON TO BUDGET
FOR THE 10 MONTHS ENDING APRIL 30, 2020

STORM SEWER IMPACT FEE FUND

		PERIOD ACTUAL	YTD ACTUAL	BUDGET	UNEXPENDED	PCNT
	EXPENDITURES					
22-40-760	PROJECTS	.00	13,341.93	7,000.00	(6,341.93)	190.6
22-40-799	FACILITIES	.00	.00	.00	.00	.0
	TOTAL EXPENDITURES	.00	13,341.93	7,000.00	(6,341.93)	190.6
	DEPARTMENT 80					
22-80-800	TRANSFERS	.00	.00	145,000.00	145,000.00	.0
	TOTAL DEPARTMENT 80	.00	.00	145,000.00	145,000.00	.0
	TOTAL FUND EXPENDITURES	.00	13,341.93	152,000.00	138,658.07	8.8
	NET REVENUE OVER EXPENDITURES	1,330.00	15,206.11	.00	(15,206.11)	.0

SOUTH WEBER CITY CORPORATION
REVENUES WITH COMPARISON TO BUDGET
FOR THE 10 MONTHS ENDING APRIL 30, 2020

PARK IMPACT FEE FUND

		PERIOD ACTUAL	YTD ACTUAL	BUDGET	UNEXPENDED	PCNT
	REVENUE					
23-37-100	INTEREST EARNINGS	.00	6,071.46	1,000.00	(5,071.46)	607.2
23-37-200	IMPACT FEES	8,384.00	201,216.00	80,000.00	(121,216.00)	251.5
	TOTAL REVENUE	8,384.00	207,287.46	81,000.00	(126,287.46)	255.9
	CONTRIBUTIONS & TRANSFERS					
23-39-900	FUND BAL TO BE APPROPRIATED	.00	.00	79,000.00	79,000.00	.0
	TOTAL CONTRIBUTIONS & TRANSFERS	.00	.00	79,000.00	79,000.00	.0
	TOTAL FUND REVENUE	8,384.00	207,287.46	160,000.00	(47,287.46)	129.6

SOUTH WEBER CITY CORPORATION
EXPENDITURES WITH COMPARISON TO BUDGET
FOR THE 10 MONTHS ENDING APRIL 30, 2020

PARK IMPACT FEE FUND

		PERIOD ACTUAL	YTD ACTUAL	BUDGET	UNEXPENDED	PCNT
	EXPENDITURES					
23-40-760	PROJECTS	.00	.00	160,000.00	160,000.00	.0
23-40-900	TRANSFER TO FUND BALANCE	.00	.00	.00	.00	.0
	TOTAL EXPENDITURES	.00	.00	160,000.00	160,000.00	.0
	TOTAL FUND EXPENDITURES	.00	.00	160,000.00	160,000.00	.0
	NET REVENUE OVER EXPENDITURES	8,384.00	207,287.46	.00	(207,287.46)	.0

SOUTH WEBER CITY CORPORATION
REVENUES WITH COMPARISON TO BUDGET
FOR THE 10 MONTHS ENDING APRIL 30, 2020

ROAD IMPACT FEE FUND

		PERIOD ACTUAL	YTD ACTUAL	BUDGET	UNEXPENDED	PCNT
	REVENUE					
24-37-100	INTEREST EARNINGS	.00	4,850.72	.00	(4,850.72)	.0
24-37-200	IMPACT FEES	7,164.84	166,445.11	40,000.00	(126,445.11)	416.1
	TOTAL REVENUE	7,164.84	171,295.83	40,000.00	(131,295.83)	428.2
	CONTRIBUTIONS & TRANSFERS					
24-39-500	CONTRIBUTION FROM FUND BAL	.00	.00	210,000.00	210,000.00	.0
24-39-900	FUND BAL TO BE APPROPRIATED	.00	.00	.00	.00	.0
	TOTAL CONTRIBUTIONS & TRANSFERS	.00	.00	210,000.00	210,000.00	.0
	TOTAL FUND REVENUE	7,164.84	171,295.83	250,000.00	78,704.17	68.5

SOUTH WEBER CITY CORPORATION
EXPENDITURES WITH COMPARISON TO BUDGET
FOR THE 10 MONTHS ENDING APRIL 30, 2020

ROAD IMPACT FEE FUND

		PERIOD ACTUAL	YTD ACTUAL	BUDGET	UNEXPENDED	PCNT
	EXPENDITURES					
24-40-760	PROJECTS	.00	.00	250,000.00	250,000.00	.0
24-40-799	FACILITIES	.00	.00	.00	.00	.0
24-40-900	TRANSFER TO FUND BALANCE	.00	.00	.00	.00	.0
	TOTAL EXPENDITURES	.00	.00	250,000.00	250,000.00	.0
	TOTAL FUND EXPENDITURES	.00	.00	250,000.00	250,000.00	.0
	NET REVENUE OVER EXPENDITURES	7,164.84	171,295.83	.00	(171,295.83)	.0

SOUTH WEBER CITY CORPORATION
REVENUES WITH COMPARISON TO BUDGET
FOR THE 10 MONTHS ENDING APRIL 30, 2020

COUNTRY FAIR DAYS FUND

		PERIOD ACTUAL	YTD ACTUAL	BUDGET	UNEXPENDED	PCNT
25-37-100	INTEREST EARNINGS	.00	.00	.00	.00	.0
	TOTAL SOURCE 37	.00	.00	.00	.00	.0
	TOTAL FUND REVENUE	.00	.00	.00	.00	.0
	NET REVENUE OVER EXPENDITURES	.00	.00	.00	.00	.0

SOUTH WEBER CITY CORPORATION
REVENUES WITH COMPARISON TO BUDGET
FOR THE 10 MONTHS ENDING APRIL 30, 2020

WATER IMPACT FEE FUND

		PERIOD ACTUAL	YTD ACTUAL	BUDGET	UNEXPENDED	PCNT
	REVENUE					
26-37-100	INTEREST EARNINGS	.00	1,960.47	1,000.00	(960.47)	196.1
26-37-200	IMPACT FEES	5,060.00	118,620.00	100,000.00	(18,620.00)	118.6
	TOTAL REVENUE	5,060.00	120,580.47	101,000.00	(19,580.47)	119.4
	CONTRIBUTIONS & TRANSFERS					
26-39-900	FND BALANCE TO BE APPROPRIATED	.00	.00	69,000.00	69,000.00	.0
	TOTAL CONTRIBUTIONS & TRANSFERS	.00	.00	69,000.00	69,000.00	.0
	TOTAL FUND REVENUE	5,060.00	120,580.47	170,000.00	49,419.53	70.9

SOUTH WEBER CITY CORPORATION
EXPENDITURES WITH COMPARISON TO BUDGET
FOR THE 10 MONTHS ENDING APRIL 30, 2020

WATER IMPACT FEE FUND

		PERIOD ACTUAL	YTD ACTUAL	BUDGET	UNEXPENDED	PCNT
	DEPARTMENT 40					
26-40-760	PROJECTS	.00	.00	.00	.00	.0
26-40-799	FACILITIES	.00	.00	.00	.00	.0
	TOTAL DEPARTMENT 40	.00	.00	.00	.00	.0
	TRANSFERS					
26-80-800	TRANSFERS	.00	.00	170,000.00	170,000.00	.0
	TOTAL TRANSFERS	.00	.00	170,000.00	170,000.00	.0
	TOTAL FUND EXPENDITURES	.00	.00	170,000.00	170,000.00	.0
	NET REVENUE OVER EXPENDITURES	5,060.00	120,580.47	.00	(120,580.47)	.0

SOUTH WEBER CITY CORPORATION
REVENUES WITH COMPARISON TO BUDGET
FOR THE 10 MONTHS ENDING APRIL 30, 2020

RECREATION IMPACT FEE FUND

		PERIOD ACTUAL	YTD ACTUAL	BUDGET	UNEXPENDED	PCNT
	REVENUE					
27-37-100	INTEREST EARNINGS	.00	409.65	1,000.00	590.35	41.0
27-37-200	IMPACT FEES	3,336.00	80,064.00	65,000.00	(15,064.00)	123.2
	TOTAL REVENUE	3,336.00	80,473.65	66,000.00	(14,473.65)	121.9
	CONTRIBUTIONS & TRANSFERS					
27-39-470	TRANSFER FROM OTHER FUNDS	.00	.00	.00	.00	.0
27-39-900	FUND BAL TO BE APPROPRIATED	.00	.00	.00	.00	.0
	TOTAL CONTRIBUTIONS & TRANSFERS	.00	.00	.00	.00	.0
	TOTAL FUND REVENUE	3,336.00	80,473.65	66,000.00	(14,473.65)	121.9

SOUTH WEBER CITY CORPORATION
EXPENDITURES WITH COMPARISON TO BUDGET
FOR THE 10 MONTHS ENDING APRIL 30, 2020

RECREATION IMPACT FEE FUND

		PERIOD ACTUAL	YTD ACTUAL	BUDGET	UNEXPENDED	PCNT
	EXPENDITURES					
27-40-760	PROJECTS	.00	.00	.00	.00	.0
27-40-799	FACILITIES	.00	.00	.00	.00	.0
	TOTAL EXPENDITURES	.00	.00	.00	.00	.0
	DEPARTMENT 80					
27-80-800	TRANSFERS	.00	.00	66,000.00	66,000.00	.0
	TOTAL DEPARTMENT 80	.00	.00	66,000.00	66,000.00	.0
	TOTAL FUND EXPENDITURES	.00	.00	66,000.00	66,000.00	.0
	NET REVENUE OVER EXPENDITURES	3,336.00	80,473.65	.00	(80,473.65)	.0

SOUTH WEBER CITY CORPORATION
REVENUES WITH COMPARISON TO BUDGET
FOR THE 10 MONTHS ENDING APRIL 30, 2020

PUBLIC SAFETY IMPACT FEE FUND

		PERIOD ACTUAL	YTD ACTUAL	BUDGET	UNEXPENDED	PCNT
	REVENUE					
29-37-100	INTEREST EARNINGS	.00	72.20	.00	(72.20)	.0
29-37-200	IMPACT FEES	504.00	12,096.00	10,000.00	(2,096.00)	121.0
	TOTAL REVENUE	504.00	12,168.20	10,000.00	(2,168.20)	121.7
	CONTRIBUTIONS & TRANSFERS					
29-39-470	TRANSFER FROM OTHER FUNDS	.00	.00	.00	.00	.0
29-39-900	FUND BAL TO BE APPROPRIATED	.00	.00	.00	.00	.0
	TOTAL CONTRIBUTIONS & TRANSFERS	.00	.00	.00	.00	.0
	TOTAL FUND REVENUE	504.00	12,168.20	10,000.00	(2,168.20)	121.7

SOUTH WEBER CITY CORPORATION
EXPENDITURES WITH COMPARISON TO BUDGET
FOR THE 10 MONTHS ENDING APRIL 30, 2020

PUBLIC SAFETY IMPACT FEE FUND

		PERIOD ACTUAL	YTD ACTUAL	BUDGET	UNEXPENDED	PCNT
	EXPENDITURES					
29-40-760	PROJECTS	.00	.00	.00	.00	.0
29-40-799	FACILITIES	.00	.00	.00	.00	.0
	TOTAL EXPENDITURES	.00	.00	.00	.00	.0
	DEPARTMENT 80					
29-80-800	TRANSFERS	.00	.00	10,000.00	10,000.00	.0
	TOTAL DEPARTMENT 80	.00	.00	10,000.00	10,000.00	.0
	TOTAL FUND EXPENDITURES	.00	.00	10,000.00	10,000.00	.0
	NET REVENUE OVER EXPENDITURES	504.00	12,168.20	.00	(12,168.20)	.0

SOUTH WEBER CITY CORPORATION
REVENUES WITH COMPARISON TO BUDGET
FOR THE 10 MONTHS ENDING APRIL 30, 2020

CAPITAL PROJECTS FUND

		PERIOD ACTUAL	YTD ACTUAL	BUDGET	UNEXPENDED	PCNT
	SOURCE 31					
45-31-300	SALES AND USE TAX	.00	200,000.00	200,000.00	.00	100.0
	TOTAL SOURCE 31	.00	200,000.00	200,000.00	.00	100.0
	INTERGOVERNMENTAL REVENUE					
45-33-400	STATE GRANTS	366,852.16	366,852.16	.00	(366,852.16)	.0
	TOTAL INTERGOVERNMENTAL REVENUE	366,852.16	366,852.16	.00	(366,852.16)	.0
	CHARGES FOR SERVICES					
45-34-270	DEVELOPER PMTS FOR IMPROV.	.00	.00	.00	.00	.0
45-34-435	DONATIONS - CMP RAIL ROAD	.00	.00	.00	.00	.0
45-34-440	CONTRIBUTIONS	.00	257,500.00	827,000.00	569,500.00	31.1
45-34-445	CONTRIBUTIONS - RESTRICTED	.00	.00	.00	.00	.0
	TOTAL CHARGES FOR SERVICES	.00	257,500.00	827,000.00	569,500.00	31.1
	MISCELLANEOUS REVENUE					
45-36-100	INTEREST EARNINGS	.00	6,894.15	8,000.00	1,105.85	86.2
45-36-110	SALE OF PROPERTY	.00	.00	.00	.00	.0
	TOTAL MISCELLANEOUS REVENUE	.00	6,894.15	8,000.00	1,105.85	86.2
	CONTRIBUTIONS AND TRANSFERS					
45-39-380	FUND SURPLUS-UNRESTRICTED	.00	.00	.00	.00	.0
45-39-470	TRANSFER FROM OTHER FUNDS	.00	.00	.00	.00	.0
45-39-500	FUND BALANCE TO BE APPROPRIATE	.00	.00	.00	.00	.0
45-39-800	TRANSFER FROM IMPACT FEES	.00	.00	395,000.00	395,000.00	.0
45-39-810	TRANSFER FROM CLASS "C"	.00	500,000.00	500,000.00	.00	100.0
45-39-900	FUND BAL TO BE APPROPRIATED	680,000.00	680,000.00	680,000.00	.00	100.0
	TOTAL CONTRIBUTIONS AND TRANSFERS	680,000.00	1,180,000.00	1,575,000.00	395,000.00	74.9
	TOTAL FUND REVENUE	1,046,852.16	2,011,246.31	2,610,000.00	598,753.69	77.1

SOUTH WEBER CITY CORPORATION
EXPENDITURES WITH COMPARISON TO BUDGET
FOR THE 10 MONTHS ENDING APRIL 30, 2020

CAPITAL PROJECTS FUND

		PERIOD ACTUAL	YTD ACTUAL	BUDGET	UNEXPENDED	PCNT
45-43-740	EQUIPMENT	.00	.00	.00	.00	.0
	TOTAL DEPARTMENT 43	.00	.00	.00	.00	.0
	DEPARTMENT 57					
45-57-720	BUILDINGS	.00	22,825.00	30,000.00	7,175.00	76.1
45-57-740	EQUIPMENT	15,000.00	15,000.00	85,000.00	70,000.00	17.7
	TOTAL DEPARTMENT 57	15,000.00	37,825.00	115,000.00	77,175.00	32.9
	DEPARTMENT 60					
45-60-710	LAND	.00	62.50	.00	(62.50)	.0
45-60-720	1040BUILDINGS	1,374.00	1,374.00	800,000.00	798,626.00	.2
45-60-730	STREETS-IMP OTHER THAN BLDG	20,441.65	1,871,133.51	1,391,000.00	(480,133.51)	134.5
45-60-740	EQUIPMENT	32,778.00	32,778.00	34,000.00	1,222.00	96.4
	TOTAL DEPARTMENT 60	54,593.65	1,905,348.01	2,225,000.00	319,651.99	85.6
	DEPARTMENT 70					
45-70-710	LAND	.00	.00	.00	.00	.0
45-70-730	IMPROVEMENTS OTHER THAN BLDGS	.00	5,830.50	145,000.00	139,169.50	4.0
45-70-740	EQUIPMENT	.00	98,231.00	125,000.00	26,769.00	78.6
	TOTAL DEPARTMENT 70	.00	104,061.50	270,000.00	165,938.50	38.5
	DEPARTMENT 90					
45-90-850	TRANSFER TO TRANS. UTIL. FUND	.00	.00	.00	.00	.0
45-90-900	TRANSFER TO FUND BALANCE	.00	.00	.00	.00	.0
	TOTAL DEPARTMENT 90	.00	.00	.00	.00	.0
	TOTAL FUND EXPENDITURES	69,593.65	2,047,234.51	2,610,000.00	562,765.49	78.4
	NET REVENUE OVER EXPENDITURES	977,258.51	(35,988.20)	.00	35,988.20	.0

SOUTH WEBER CITY CORPORATION
REVENUES WITH COMPARISON TO BUDGET
FOR THE 10 MONTHS ENDING APRIL 30, 2020

WATER UTILITY FUND

		PERIOD ACTUAL	YTD ACTUAL	BUDGET	UNEXPENDED	PCNT
	MISCELLANEOUS REVENUE					
51-36-100	INTEREST EARNINGS	.00	28,591.24	15,000.00	(13,591.24)	190.6
51-36-300	MISC UTILITY REVENUE	52.98	3,078.98	.00	(3,078.98)	.0
	TOTAL MISCELLANEOUS REVENUE	52.98	31,670.22	15,000.00	(16,670.22)	211.1
	WATER UTILITIES REVENUE					
51-37-100	WATER SALES	126,906.03	1,196,405.25	1,500,000.00	303,594.75	79.8
51-37-105	WATER CONNECTION FEE	1,060.00	25,440.00	16,000.00	(9,440.00)	159.0
51-37-130	PENALTIES	(105.00)	31,560.00	39,000.00	7,440.00	80.9
	TOTAL WATER UTILITIES REVENUE	127,861.03	1,253,405.25	1,555,000.00	301,594.75	80.6
	SOURCE 38					
51-38-820	CONTRIBUTIONS FROM IMPACT FEES	.00	.00	110,000.00	110,000.00	.0
51-38-900	SUNDRY REVENUES	.00	.00	.00	.00	.0
51-38-910	CAPITAL CONTRIBUTIONS	.00	.00	20,000.00	20,000.00	.0
51-38-920	GAIN/LOSS ON SALE OF ASSETS	.00	.00	.00	.00	.0
	TOTAL SOURCE 38	.00	.00	130,000.00	130,000.00	.0
	CONTRIBUTIONS AND TRANSFERS					
51-39-470	TRANSFER FROM OTHER FUNDS	.00	.00	.00	.00	.0
51-39-900	FUND BAL TO BE APPROPRIATED	1,064,000.00	1,064,000.00	1,064,000.00	.00	100.0
	TOTAL CONTRIBUTIONS AND TRANSFERS	1,064,000.00	1,064,000.00	1,064,000.00	.00	100.0
	TOTAL FUND REVENUE	1,191,914.01	2,349,075.47	2,764,000.00	414,924.53	85.0

SOUTH WEBER CITY CORPORATION
EXPENDITURES WITH COMPARISON TO BUDGET
FOR THE 10 MONTHS ENDING APRIL 30, 2020

WATER UTILITY FUND

		PERIOD ACTUAL	YTD ACTUAL	BUDGET	UNEXPENDED	PCNT
	EXPENDITURES					
51-40-110	FULL-TIME EMPLOYEE SALARIES	8,570.30	89,819.46	96,000.00	6,180.54	93.6
51-40-120	PART-TIME EMPLOYEE SALARIES	.00	.00	.00	.00	.0
51-40-130	EMPLOYEE BENEFIT - RETIREMENT	1,609.79	16,575.61	23,000.00	6,424.39	72.1
51-40-131	EMPLOYEE BENEFIT-EMPLOYER FICA	632.82	8,010.29	8,000.00	(10.29)	100.1
51-40-133	EMPLOYEE BENEFIT - WORK. COMP.	149.78	1,189.66	3,000.00	1,810.34	39.7
51-40-134	EMPLOYEE BENEFIT - UI	.00	.00	1,400.00	1,400.00	.0
51-40-135	EMPLOYEE BENEFIT - HEALTH INS.	2,610.92	23,121.68	36,000.00	12,878.32	64.2
51-40-137	EMPLOYEE TESTING	50.00	115.00	.00	(115.00)	.0
51-40-140	UNIFORMS	183.51	1,054.35	900.00	(154.35)	117.2
51-40-210	BOOKS/SUBSCRIPTIONS/MEMBERSHIP	.00	1,195.00	1,600.00	405.00	74.7
51-40-230	TRAVEL & TRAINING	.00	653.99	1,500.00	846.01	43.6
51-40-240	OFFICE SUPPLIES & EXPENSE	35.78	712.59	1,800.00	1,087.41	39.6
51-40-250	EQUIPMENT SUPPLIES & MAINT.	454.12	3,251.48	25,000.00	21,748.52	13.0
51-40-255	VEHICLE LEASE	.00	.00	.00	.00	.0
51-40-256	FUEL EXPENSE	308.53	2,990.47	2,000.00	(990.47)	149.5
51-40-260	BUILDINGS & GROUNDS MAINT.	.00	129.67	10,000.00	9,870.33	1.3
51-40-262	GENERAL GOVERNMENT BUILDINGS	.00	.00	.00	.00	.0
51-40-270	UTILITIES	.00	10,187.74	24,000.00	13,812.26	42.5
51-40-280	TELEPHONE	84.01	2,303.81	2,000.00	(303.81)	115.2
51-40-312	PROFESSIONAL & TECH. - ENGINR	238.00	3,169.75	70,000.00	66,830.25	4.5
51-40-318	PROFESSIONAL TECHNICAL	.00	576.00	2,200.00	1,624.00	26.2
51-40-325	PROFESSIONAL/TECHICAL - MAPS/G	3,976.25	6,297.00	.00	(6,297.00)	.0
51-40-350	SOFTWARE MAINTENANCE	.00	5,582.15	7,000.00	1,417.85	79.8
51-40-370	UTILITY BILLING	633.80	10,634.95	11,000.00	365.05	96.7
51-40-480	SPECIAL WATER SUPPLIES	.00	2,396.00	7,000.00	4,604.00	34.2
51-40-481	WATER PURCHASES	.00	317,947.47	313,000.00	(4,947.47)	101.6
51-40-483	EMERGENCY LEAKS & REPAIRS	.00	.00	.00	.00	.0
51-40-485	FIRE HYDRANT UPDATE	.00	.00	50,000.00	50,000.00	.0
51-40-490	O & M CHARGE	4,413.23	84,959.15	74,000.00	(10,959.15)	114.8
51-40-495	METER REPLACEMENTS	.00	41,749.00	50,000.00	8,251.00	83.5
51-40-530	INTEREST EXPENSE	.00	59,239.06	120,600.00	61,360.94	49.1
51-40-550	BANKING CHARGES	280.21	3,970.49	7,000.00	3,029.51	56.7
51-40-650	DEPRECIATION	.00	.00	235,000.00	235,000.00	.0
51-40-730	IMPROVEMENTS OTHER THAN BLDGS	6,343.50	554,392.70	1,130,000.00	575,607.30	49.1
51-40-740	EQUIPMENT	156.25	9,361.25	250,000.00	240,638.75	3.7
51-40-750	CAPITAL OUTLAY - VEHICLES	.00	.00	45,000.00	45,000.00	.0
51-40-811	BOND PRINCIPAL	.00	.00	95,000.00	95,000.00	.0
51-40-900	TRANSFER TO FUND BALANCE	.00	.00	.00	.00	.0
51-40-915	TRANSFER TO ADMIN SERVICES	.00	30,500.00	61,000.00	30,500.00	50.0
51-40-950	CONTRI. TO FUND BALANCE - RSRV	.00	.00	.00	.00	.0
	TOTAL EXPENDITURES	30,730.80	1,292,085.77	2,764,000.00	1,471,914.23	46.8
	DEPARTMENT 80					
51-80-512	CONTRIBUTIONS	.00	.00	.00	.00	.0
	TOTAL DEPARTMENT 80	.00	.00	.00	.00	.0

SOUTH WEBER CITY CORPORATION
EXPENDITURES WITH COMPARISON TO BUDGET
FOR THE 10 MONTHS ENDING APRIL 30, 2020

WATER UTILITY FUND

	PERIOD ACTUAL	YTD ACTUAL	BUDGET	UNEXPENDED	PCNT
TOTAL FUND EXPENDITURES	30,730.80	1,292,085.77	2,764,000.00	1,471,914.23	46.8
NET REVENUE OVER EXPENDITURES	1,161,183.21	1,056,989.70	.00	(1,056,989.70)	.0

SOUTH WEBER CITY CORPORATION
REVENUES WITH COMPARISON TO BUDGET
FOR THE 10 MONTHS ENDING APRIL 30, 2020

SEWER UTILITY FUND

		PERIOD ACTUAL	YTD ACTUAL	BUDGET	UNEXPENDED	PCNT
	MISCELLANEOUS REVENUE					
52-36-100	INTEREST EARNINGS	.00	32,100.05	25,000.00	(7,100.05)	128.4
	TOTAL MISCELLANEOUS REVENUE	.00	32,100.05	25,000.00	(7,100.05)	128.4
	SEWER UTILITIES REVENUE					
52-37-300	SEWER SALES	80,883.18	790,936.16	900,000.00	109,063.84	87.9
52-37-360	CWDIS 5% RETAINAGE	479.00	11,489.80	10,000.00	(1,489.80)	114.9
52-37-400	CWSID SEWER CONN FEES PAYABLE	.00	.00	.00	.00	.0
	TOTAL SEWER UTILITIES REVENUE	81,362.18	802,425.96	910,000.00	107,574.04	88.2
	SOURCE 38					
52-38-820	CONTRIBUTION FROM IMPACT FEES	.00	.00	150,000.00	150,000.00	.0
52-38-910	CAPITAL CONTRIBUTIONS	.00	.00	18,000.00	18,000.00	.0
52-38-920	GAIN/LOSS ON SALE OF ASSETS	.00	.00	.00	.00	.0
	TOTAL SOURCE 38	.00	.00	168,000.00	168,000.00	.0
	SOURCE 39					
52-39-900	FUND BAL TO BE APPROPRIATED	858,000.00	858,000.00	858,000.00	.00	100.0
	TOTAL SOURCE 39	858,000.00	858,000.00	858,000.00	.00	100.0
	TOTAL FUND REVENUE	939,362.18	1,692,526.01	1,961,000.00	268,473.99	86.3

SOUTH WEBER CITY CORPORATION
EXPENDITURES WITH COMPARISON TO BUDGET
FOR THE 10 MONTHS ENDING APRIL 30, 2020

SEWER UTILITY FUND

		PERIOD ACTUAL	YTD ACTUAL	BUDGET	UNEXPENDED	PCNT
	EXPENDITURES					
52-40-110	FULL-TIME EMPLOYEE SALARIES	3,693.84	39,656.96	44,000.00	4,343.04	90.1
52-40-120	PART-TIME EMPLOYEE SALARIES	.00	.00	.00	.00	.0
52-40-130	EMPLOYEE BENEFIT - RETIREMENT	640.34	6,928.27	11,000.00	4,071.73	63.0
52-40-131	EMPLOYEE BENEFIT-EMPLOYER FICA	273.59	4,290.86	4,000.00	(290.86)	107.3
52-40-133	EMPLOYEE BENEFIT - WORK. COMP.	55.20	444.49	2,000.00	1,555.51	22.2
52-40-134	EMPLOYEE BENEFIT - UI	.00	.00	1,000.00	1,000.00	.0
52-40-135	EMPLOYEE BENEFIT - HEALTH INS.	540.59	4,870.55	14,000.00	9,129.45	34.8
52-40-140	UNIFORMS	91.71	455.62	900.00	444.38	50.6
52-40-210	BOOKS/SUBSCRIPTIONS/MEMBERSHIP	.00	.00	.00	.00	.0
52-40-230	TRAVEL & TRAINING	.00	1,893.25	3,000.00	1,106.75	63.1
52-40-240	OFFICE SUPPLIES & EXPENSE	35.78	712.58	1,000.00	287.42	71.3
52-40-250	EQUIPMENT SUPPLIES & MAINT.	.00	901.50	5,000.00	4,098.50	18.0
52-40-255	VEHICLE LEASE	.00	.00	.00	.00	.0
52-40-256	FUEL EXPENSE	194.40	194.40	.00	(194.40)	.0
52-40-260	BUILDINGS & GROUNDS MAINT.	.00	310.00	.00	(310.00)	.0
52-40-270	UTILITIES	.00	315.41	500.00	184.59	63.1
52-40-312	PROFESSIONAL & TECH. - ENGINR	589.00	1,715.25	6,000.00	4,284.75	28.6
52-40-325	PROFESSIONAL/TECHICAL - MAPS/G	.00	.00	.00	.00	.0
52-40-350	SOFTWARE MAINTENANCE	.00	2,323.15	2,000.00	(323.15)	116.2
52-40-370	UTILITY BILLING	442.38	7,432.22	7,000.00	(432.22)	106.2
52-40-490	O & M CHARGE	910.73	5,764.50	60,000.00	54,235.50	9.6
52-40-491	SEWER TREAMENT FEE	.00	345,762.00	460,000.00	114,238.00	75.2
52-40-496	CONNECTION FEE - CWSID	.00	.00	.00	.00	.0
52-40-530	INTEREST EXPENSE	.00	.00	.00	.00	.0
52-40-550	BANKING CHARGES	194.92	2,583.33	4,000.00	1,416.67	64.6
52-40-650	DEPRECIATION	.00	.00	130,000.00	130,000.00	.0
52-40-690	PROJECTS	.00	.00	958,000.00	958,000.00	.0
52-40-900	TRANSFER TO FUND BALANCE	.00	.00	.00	.00	.0
52-40-915	TRANSFER TO ADMIN SERVICES	.00	20,800.00	41,600.00	20,800.00	50.0
52-40-950	CONTRI. TO FUND BALANCE - RSRV	.00	.00	206,000.00	206,000.00	.0
	TOTAL EXPENDITURES	7,662.48	447,354.34	1,961,000.00	1,513,645.66	22.8
	TRANSFERS AND CONTRIBUTIONS					
52-80-512	CONTRIBUTIONS	.00	.00	.00	.00	.0
	TOTAL TRANSFERS AND CONTRIBUTIONS	.00	.00	.00	.00	.0
	TOTAL FUND EXPENDITURES	7,662.48	447,354.34	1,961,000.00	1,513,645.66	22.8
	NET REVENUE OVER EXPENDITURES	931,699.70	1,245,171.67	.00	(1,245,171.67)	.0

SOUTH WEBER CITY CORPORATION
REVENUES WITH COMPARISON TO BUDGET
FOR THE 10 MONTHS ENDING APRIL 30, 2020

SANITATION UTILITY FUND

		PERIOD ACTUAL	YTD ACTUAL	BUDGET	UNEXPENDED	PCNT
	MISCELLANEOUS REVENUE					
53-36-100	INTEREST EARNINGS	.00	5,199.59	3,000.00	(2,199.59)	173.3
	TOTAL MISCELLANEOUS REVENUE	.00	5,199.59	3,000.00	(2,199.59)	173.3
	SANITATION UTILITIES REVENUE					
53-37-700	SANITATION FEES	39,722.34	389,282.84	450,000.00	60,717.16	86.5
	TOTAL SANITATION UTILITIES REVENUE	39,722.34	389,282.84	450,000.00	60,717.16	86.5
	SOURCE 38					
53-38-920	GAIN/LOSS ON SALE OF ASSETS	.00	.00	.00	.00	.0
	TOTAL SOURCE 38	.00	.00	.00	.00	.0
	SOURCE 39					
53-39-900	FUND BAL TO BE APPROPRIATED	.00	.00	.00	.00	.0
	TOTAL SOURCE 39	.00	.00	.00	.00	.0
	TOTAL FUND REVENUE	39,722.34	394,482.43	453,000.00	58,517.57	87.1

SOUTH WEBER CITY CORPORATION
EXPENDITURES WITH COMPARISON TO BUDGET
FOR THE 10 MONTHS ENDING APRIL 30, 2020

SANITATION UTILITY FUND

		PERIOD ACTUAL	YTD ACTUAL	BUDGET	UNEXPENDED	PCNT
	EXPENDITURES					
53-40-110	FULL-TIME EMPLOYEE SALARIES	855.39	9,803.75	10,000.00	196.25	98.0
53-40-120	PART-TIME EMPLOYEE SALARIES	.00	.00	.00	.00	.0
53-40-130	EMPLOYEE BENEFIT - RETIREMENT	166.41	1,840.37	3,000.00	1,159.63	61.4
53-40-131	EMPLOYEE BENEFIT-EMPLOYER FICA	63.18	728.38	800.00	71.62	91.1
53-40-133	EMPLOYEE BENEFIT - WORK. COMP.	15.15	124.49	300.00	175.51	41.5
53-40-134	EMPLOYEE BENEFIT - UI	.00	.00	200.00	200.00	.0
53-40-135	EMPLOYEE BENEFIT - HEALTH INS.	233.74	2,235.95	4,000.00	1,764.05	55.9
53-40-140	UNIFORMS	.00	.00	900.00	900.00	.0
53-40-240	OFFICE SUPPLIES & EXPENSE	.00	.00	.00	.00	.0
53-40-250	EQUIPMENT SUPPLIES & MAINT.	.00	11,929.26	12,000.00	70.74	99.4
53-40-251	VEHICLE MAINT & SUPPLIES	.00	.00	.00	.00	.0
53-40-255	VEHICLE LEASE	.00	.00	.00	.00	.0
53-40-256	FUEL EXPENSE	.00	.00	.00	.00	.0
53-40-350	SOFTWARE MAINTENANCE	.00	1,653.15	2,500.00	846.85	66.1
53-40-370	UTILITY BILLING	196.77	3,239.62	5,000.00	1,760.38	64.8
53-40-492	SANITATION FEE CHARGES	32,556.93	294,719.94	385,000.00	90,280.06	76.6
53-40-550	BANKING CHARGES	91.36	1,236.71	1,800.00	563.29	68.7
53-40-650	DEPRECIATION	.00	.00	.00	.00	.0
53-40-900	CONTRIBUTION TO FUND BALANCE	.00	.00	.00	.00	.0
53-40-915	TRANSFER TO ADMIN SERVICES	.00	13,750.00	27,500.00	13,750.00	50.0
	TOTAL EXPENDITURES	34,178.93	341,261.62	453,000.00	111,738.38	75.3
	TOTAL FUND EXPENDITURES	34,178.93	341,261.62	453,000.00	111,738.38	75.3
	NET REVENUE OVER EXPENDITURES	5,543.41	53,220.81	.00	(53,220.81)	.0

SOUTH WEBER CITY CORPORATION
REVENUES WITH COMPARISON TO BUDGET
FOR THE 10 MONTHS ENDING APRIL 30, 2020

STORM SEWER UTILITY FUND

		PERIOD ACTUAL	YTD ACTUAL	BUDGET	UNEXPENDED	PCNT
54-33-400	STATE GRANT	.00	.00	.00	.00	.0
	TOTAL SOURCE 33	.00	.00	.00	.00	.0
	SOURCE 34					
54-34-270	DEVELOPER PMTS FOR IMPROVEMENT	.00	121,093.50	.00	(121,093.50)	.0
	TOTAL SOURCE 34	.00	121,093.50	.00	(121,093.50)	.0
	MISCELLANEOUS REVENUE					
54-36-100	INTEREST EARNINGS	.00	5,197.54	10,000.00	4,802.46	52.0
	TOTAL MISCELLANEOUS REVENUE	.00	5,197.54	10,000.00	4,802.46	52.0
	STORM SEWER UTILITIES REVENUE					
54-37-450	STORM SEWER REVENUE	15,952.63	156,951.19	177,000.00	20,048.81	88.7
	TOTAL STORM SEWER UTILITIES REVENUE	15,952.63	156,951.19	177,000.00	20,048.81	88.7
	SOURCE 38					
54-38-820	TFR FROM STORM SWR IMPACT FEE	.00	13,341.93	152,000.00	138,658.07	8.8
54-38-900	SUNDRY REVENUES	.00	.00	.00	.00	.0
54-38-910	CAPITAL CONTRIBUTIONS	.00	.00	140,000.00	140,000.00	.0
54-38-920	GAIN/LOSS ON SALE OF ASSETS	.00	.00	.00	.00	.0
	TOTAL SOURCE 38	.00	13,341.93	292,000.00	278,658.07	4.6
	SOURCE 39					
54-39-900	FUND BAL TO BE APPROPRIATED	86,000.00	86,000.00	86,000.00	.00	100.0
	TOTAL SOURCE 39	86,000.00	86,000.00	86,000.00	.00	100.0
	TOTAL FUND REVENUE	101,952.63	382,584.16	565,000.00	182,415.84	67.7

SOUTH WEBER CITY CORPORATION
EXPENDITURES WITH COMPARISON TO BUDGET
FOR THE 10 MONTHS ENDING APRIL 30, 2020

STORM SEWER UTILITY FUND

		PERIOD ACTUAL	YTD ACTUAL	BUDGET	UNEXPENDED	PCNT
	EXPENDITURES					
54-40-110	FULL-TIME EMPLOYEE SALARIES	1,263.51	24,731.86	36,000.00	11,268.14	68.7
54-40-120	PART-TIME EMPLOYEE SALARIES	.00	.00	.00	.00	.0
54-40-130	EMPLOYEE BENEFIT - RETIREMENT	249.54	4,591.93	9,000.00	4,408.07	51.0
54-40-131	EMPLOYEE BENEFIT-EMPLOYER FICA	93.14	1,823.22	3,000.00	1,176.78	60.8
54-40-133	EMPLOYEE BENEFIT - WORK. COMP.	21.53	297.33	2,000.00	1,702.67	14.9
54-40-134	EMPLOYEE BENEFIT - UI	.00	.00	500.00	500.00	.0
54-40-135	EMPLOYEE BENEFIT - HEALTH INS.	235.98	6,767.71	17,000.00	10,232.29	39.8
54-40-140	UNIFORMS	91.71	455.62	400.00	(55.62)	113.9
54-40-230	TRAVEL & TRAINING	.00	250.00	500.00	250.00	50.0
54-40-240	OFFICE SUPPLIES & EXPENSE	.00	.00	.00	.00	.0
54-40-250	EQUIPMENT SUPPLIES & MAINT.	.00	391.44	1,500.00	1,108.56	26.1
54-40-255	VEHICLE LEASE	.00	.00	.00	.00	.0
54-40-256	FUEL EXPENSE	127.55	127.55	400.00	272.45	31.9
54-40-270	UTILITIES	.00	122.48	.00	(122.48)	.0
54-40-280	TELEPHONE	.00	240.00	.00	(240.00)	.0
54-40-312	PROFESSIONAL & TECH. - ENGINR	352.75	16,117.75	11,000.00	(5,117.75)	146.5
54-40-325	PROFESSIONAL/TECHICAL - MAPS/G	4,554.00	22,182.75	.00	(22,182.75)	.0
54-40-331	PROMOTIONS	.00	1,155.00	1,500.00	345.00	77.0
54-40-350	SOFTWARE MAINTENANCE	.00	1,653.15	2,100.00	446.85	78.7
54-40-370	UTILITY BILLING	96.77	1,625.77	2,100.00	474.23	77.4
54-40-493	STORM SEWER O & M	.00	3,863.79	30,000.00	26,136.21	12.9
54-40-550	BANKING CHARGES	42.63	590.90	1,000.00	409.10	59.1
54-40-650	DEPRECIATION	.00	.00	130,000.00	130,000.00	.0
54-40-690	PROJECTS	.00	13,341.93	296,000.00	282,658.07	4.5
54-40-915	TRANSFER TO ADMIN SERVICES	.00	10,500.00	21,000.00	10,500.00	50.0
	TOTAL EXPENDITURES	7,129.11	110,830.18	565,000.00	454,169.82	19.6
	DEPARTMENT 80					
54-80-512	CONTRIBUTIONS	.00	.00	.00	.00	.0
	TOTAL DEPARTMENT 80	.00	.00	.00	.00	.0
	TOTAL FUND EXPENDITURES	7,129.11	110,830.18	565,000.00	454,169.82	19.6
	NET REVENUE OVER EXPENDITURES	94,823.52	271,753.98	.00	(271,753.98)	.0

SOUTH WEBER CITY CORPORATION
REVENUES WITH COMPARISON TO BUDGET
FOR THE 10 MONTHS ENDING APRIL 30, 2020

PENALTIES UTILITY FUND

		PERIOD ACTUAL	YTD ACTUAL	BUDGET	UNEXPENDED	PCNT
	MISCELLANEOUS REVENUE					
55-36-100	INTEREST EARNINGS	.00	.00	.00	.00	.0
	TOTAL MISCELLANEOUS REVENUE	.00	.00	.00	.00	.0
	SOURCE 37					
55-37-130	PENALTIES	.00	.00	.00	.00	.0
	TOTAL SOURCE 37	.00	.00	.00	.00	.0
	TOTAL FUND REVENUE	.00	.00	.00	.00	.0
	NET REVENUE OVER EXPENDITURES	.00	.00	.00	.00	.0

SOUTH WEBER CITY CORPORATION
REVENUES WITH COMPARISON TO BUDGET
FOR THE 10 MONTHS ENDING APRIL 30, 2020

TRANSPORTATION UTILITY FUND

		PERIOD ACTUAL	YTD ACTUAL	BUDGET	UNEXPENDED	PCNT
56-31-305	TRANSPORTATION - LOCAL OPTION	6,676.24	65,004.31	62,000.00	(3,004.31)	104.9
	TOTAL SOURCE 31	6,676.24	65,004.31	62,000.00	(3,004.31)	104.9
	SOURCE 33					
56-33-560	CLASS "C" ROAD ALLOTMENT	.00	57,205.73	211,500.00	154,294.27	27.1
	TOTAL SOURCE 33	.00	57,205.73	211,500.00	154,294.27	27.1
	SOURCE 34					
56-34-270	DEVELOPER PMTS FOR IMPROV.	.00	46,666.45	13,500.00	(33,166.45)	345.7
	TOTAL SOURCE 34	.00	46,666.45	13,500.00	(33,166.45)	345.7
	SOURCE 36					
56-36-100	INTEREST EARNINGS	.00	2,386.42	1,000.00	(1,386.42)	238.6
	TOTAL SOURCE 36	.00	2,386.42	1,000.00	(1,386.42)	238.6
	SOURCE 37					
56-37-800	TRANSPORATION UTILITY FEE	34,386.50	337,886.61	380,000.00	42,113.39	88.9
	TOTAL SOURCE 37	34,386.50	337,886.61	380,000.00	42,113.39	88.9
	CONTRIBUTIONS AND TRANSFERS					
56-39-091	TRANSFER FROM CAPITAL PROJECTS	.00	.00	.00	.00	.0
56-39-900	FUND BAL TO BE APPROPRIATED	.00	.00	110,000.00	110,000.00	.0
56-39-910	TRANSFER FROM CLASS "C" RES.	.00	.00	.00	.00	.0
	TOTAL CONTRIBUTIONS AND TRANSFERS	.00	.00	110,000.00	110,000.00	.0
	TOTAL FUND REVENUE	41,062.74	509,149.52	778,000.00	268,850.48	65.4

SOUTH WEBER CITY CORPORATION
EXPENDITURES WITH COMPARISON TO BUDGET
FOR THE 10 MONTHS ENDING APRIL 30, 2020

TRANSPORTATION UTILITY FUND

		PERIOD ACTUAL	YTD ACTUAL	BUDGET	UNEXPENDED	PCNT
	EXPENDITURES					
56-76-312	PROFESSIONAL & TECH. - ENGINR	2,240.50	16,136.00	18,000.00	1,864.00	89.6
56-76-424	CURB AND GUTTER RESTORATION	.00	.00	50,000.00	50,000.00	.0
56-76-425	STREET SEALING	.00	.00	400,000.00	400,000.00	.0
56-76-730	STREET PROJECTS	.00	303,427.90	310,000.00	6,572.10	97.9
56-76-910	TRANSFER TO CAP. PROJ. FUND	.00	.00	.00	.00	.0
56-76-990	CONTRIBUTION TO FUND BALANCE	.00	.00	.00	.00	.0
	TOTAL EXPENDITURES	2,240.50	319,563.90	778,000.00	458,436.10	41.1
	TOTAL FUND EXPENDITURES	2,240.50	319,563.90	778,000.00	458,436.10	41.1
	NET REVENUE OVER EXPENDITURES	38,822.24	189,585.62	.00	(189,585.62)	.0

SOUTH WEBER CITY CORPORATION
EXPENDITURES WITH COMPARISON TO BUDGET
FOR THE 10 MONTHS ENDING APRIL 30, 2020

GENERAL LONG-TERM DEBT

		PERIOD ACTUAL	YTD ACTUAL	BUDGET	UNEXPENDED	PCNT
95-43-139	PENSION EXPENSE	.00	.00	.00	.00	.0
	TOTAL DEPARTMENT 43	.00	.00	.00	.00	.0
	DEPARTMENT 57					
95-57-139	PENSION EXPENSE	.00	.00	.00	.00	.0
	TOTAL DEPARTMENT 57	.00	.00	.00	.00	.0
	DEPARTMENT 60					
95-60-139	PUBLIC WORKS PENSION EXP.	.00	.00	.00	.00	.0
	TOTAL DEPARTMENT 60	.00	.00	.00	.00	.0
	DEPARTMENT 70					
95-70-139	PARKS PENSION EXP.	.00	.00	.00	.00	.0
	TOTAL DEPARTMENT 70	.00	.00	.00	.00	.0
	DEPARTMENT 71					
95-71-139	RECREATION PENSION EXP.	.00	.00	.00	.00	.0
	TOTAL DEPARTMENT 71	.00	.00	.00	.00	.0
	TOTAL FUND EXPENDITURES	.00	.00	.00	.00	.0
	NET REVENUE OVER EXPENDITURES	.00	.00	.00	.00	.0

Council Meeting Date: June 16, 2020

Name: Mark McRae

Agenda Item: 6

Objective: Adopt the Certified Tax Rate for 2020

Background: Each year the county looks at all properties in our city and determines their assessed value. They work with the State to determine the certified tax rate for the city. The rate is determined by taking the dollar amount levied last year divided by the current assessed value and then adding an additional amount for new growth. The city must adopt this Certified Tax Rate to allow the county to collect property taxes in the city's behalf and distribute them to city once collected. Last year's rate was .001441 and is .001403 for 2020. This rate should generate $754,000 in property taxes. This will be an increase of about $53,000 from new growth.

Summary: The Certified Tax Rate for 2020 for the assessment of property taxes in South Weber will be .001403.

Committee Recommendation: na

Planning Commission Recommendation: na

Staff Recommendation: Adopt the 2020 Certified Tax Rate.

Attachments: Resolution 2020-25
Tax Rate Adoption Form

Budget Amendment: na

RESOLUTION 2020-26

A RESOLUTION OF THE SOUTH WEBER CITY COUNCIL ADOPTING THE CERTIFIED TAX RATE FOR THE TAX YEAR 2020

WHEREAS, South Weber City is a municipal corporation existing under the laws of the state of Utah within Davis County; and

WHEREAS, the Davis County Auditor has reviewed the proposed certified tax rate and found it to be true and correct;

NOW THEREFORE BE IT RESOLVED by the Council of South Weber City, Davis County, State of Utah, as follows:

Section 1. Adoption: The Property Tax Rate of 0.001403 for the tax year 2020 as agreed is hereby ratified effective immediately and said rate is now duly adopted and approved.

Section 2: **Repealer Clause**: All ordinances or resolutions or parts thereof, which are in conflict herewith, are hereby repealed.

PASSED AND ADOPTED by the City Council of South Weber, Davis County, on the 16th day of June 2020.

Roll call vote is as follows:		
Council Member Alberts	FOR	AGAINST
Council Member Halverson	FOR	AGAINST
Council Member Petty	FOR	AGAINST
Council Member Soderquist	FOR	AGAINST
Council Member Winsor	FOR	AGAINST

Jo Sjoblom, Mayor

Attest: Lisa Smith, Recorder

Council Meeting Date: June 16, 2020

Name: Mark McRae

Agenda Item: 7

Objective: Adoption of 2020-2021 Final Budget

Background: All cities in Utah are required to adopt a city budget outlining expected revenues and expenditures for the next fiscal year. Staff and the city council have worked together over the past several months to put together a balanced budget for all funds which is fiscally responsible and meets the needs of the city for the fiscal year ending June 20, 2021. A public hearing was held on June 9, 2020 for public comment on the Tentative Budget. Included as part of the budget is the Comprehensive Fee Schedule which will also become effective July 1, 2020.

The following changes have been made since the adoption of the Tentative Budget:

General Fund - Revenues – Property Tax An increase of $34,000 due to new growth figures from Davis County.

General Fund - Revenues – Contribution from Fund Balance An increase of $51,000

General Fund – Administration – Professional & Tech. - Attorney An increase of $75,000 for property rights attorney

General Fund-Fire-Salaries An increase of $10,000 due to an employee salary adjustment recommended by the Finance Committee and recalculation of 2020 budget amendment for captains and holidays.

Capital Projects – Revenues – Contribution from Fund Balance An increase of $935,000.

Capital Projects – Revenues – Developer Pmts. for Improv. An increase of $110,000 for developer share of streetlight installation.

Capital Projects – Admin. – Improv. Other than Bldgs. An increase of $35,000 for audio/video upgrade of city council chambers.

Capital Projects – Streets - Land An increase of $800,000 to purchase property for new public works shop. This is being re-budgeted from fiscal year 2020.

Capital Projects – Streets – Improv. Other than Bldgs. An increase of $210,00 for streetlight installation.

Sewer Fund – Salaries An increase of $6,000 due to an employee salary adjustment recommended by the Finance Committee.

Storm Drain Fund – Salaries An increase of $6,000 due to an employee salary adjustment recommended by the Finance Committee.

Water Fund – Projects An increase of $565,000 in the Job Corp portion of the East Bench Transmission Lines as per signed agreement. An increase of $50,000 in the city portion of the East Bench Transmission Line for property easements.

Summary: The South Weber City budget for fiscal year 2021 is adopted along with the Comprehensive Fee Schedule.

Committee Recommendation: na

Staff Recommendation: Adoption

Attachments: Resolution 2020-27
2021 Budget and Comprehensive Fee Schedule

Budget Amendment: na

RESOLUTION 2020-27

A RESOLUTION OF THE SOUTH WEBER CITY COUNCIL ADOPTING THE 2020-2021 FISCAL YEAR BUDGET WITH THE CONSOLIDATED FEE SCHEDULE

WHEREAS, Utah Code Annotated 10-6-111, 10-6-112, and 10-6-118 require the governing body to prepare a tentative budget, provide that budget for public inspection, and approve that budget before the end of the fiscal period; and

WHEREAS, South Weber City as a municipal corporation existing under the laws of the state of Utah accepted the tentative budget on May 12, 2020 and held a public hearing on Jun 9, 2020; and

WHEREAS, using direction from City Departments and Council Committees, Finance Director Mark McRae has prepared the Final Budget with the Consolidated Fee Schedule for the Council and public to review; and

WHEREAS, the Council has carefully considered the proposed budget and public comment and with full conformity with state laws, now desires to adopt the same;

NOW THEREFORE BE IT RESOLVED by the Council of South Weber City, Davis County, State of Utah, as follows:

Section 1. Adopt: The South Weber City Final Budget for Fiscal Year 2020-2021 with the Consolidated Fee Scheduled is adopted as attached in Exhibit 1.

Section 2. Compliance and Submission: Staff is authorized to make any modifications to the Final Budget to conform with submission requirements of state law. Budget herein shall be forwarded to the State Auditor within thirty (30) days of adoption.

Section 3: **Repealer Clause**: All ordinances or resolutions or parts thereof, which are in conflict herewith, are hereby repealed.

PASSED AND ADOPTED by the City Council of South Weber, Davis County, on the 16th day of June 2020.

Roll call vote is as follows:		
Council Member Alberts	FOR	AGAINST
Council Member Halverson	FOR	AGAINST
Council Member Petty	FOR	AGAINST
Council Member Soderquist	FOR	AGAINST
Council Member Winsor	FOR	AGAINST

Jo Sjoblom, Mayor

Attest: Lisa Smith, Recorder

EXHIBIT 1

2020-2021 FISCAL YEAR BUDGET

WITH CONSOLIDATED FEE SCHEDULE

South Weber City
2020 – 2021
Final Budget

Jo Sjoblom, Mayor
David Larson, City Manager
Mark McRae, Finance Director

Adopted June 16, 2020

This Page Intentionally left blank

Contents

BUDGET MESSAGE 1
BUDGET HIGHLIGHTS 9
FUND REVENUE SUMMARY 13
FUND EXPENDITURE SUMMARY 15
GENERAL FUND DEPARTMENT SUMMARY 19
LEGISLATIVE DEPARTMENT 21
JUDICIAL DEPARTMENT 25
ADMINISTRATIVE DEPARTMENT 29
PUBLIC SAFETY DEPARTMENT 35
FIRE DEPARTMENT 37
PLANNING AND ZONING 41
STREETS 45
PARKS DEPARTMENT 51
CAPITAL PROJECTS FUND 55
RECREATION FUND 57
TRANSPORTATION UTILITY FUND 63
WATER UTILITY FUND 67
SEWER UTILITY FUND 73
SANITATION UTILITY FUND 79
STORM DRAIN UTILITY FUND 83
APPENDIX A CULINARY WATER CAPITAL FACILITIES PLAN 89
APPENDIX B 2020 - 2021 STREET PROJECT MAP 91
CONSOLIDATED FEE SCHEDULE 93

This Page Intentionally left blank

BUDGET MESSAGE

June 16, 2020

To the South Weber City Mayor, City Council, and Citizens:

It is my pleasure to present the Fiscal Year (FY) 2020-2021 budget. A public hearing was held on June 9, 2020 on the Tentative Budget. The final FY 2020-2021 budget will be adopted on June 16. As one of the most important policy documents the City adopts, the budget is published to provide the South Weber City Council, Citizens, the State of Utah, the South Weber City Administration, Business Groups, and any other interested parties or individuals with detailed information regarding the financial condition and plans of the City from July 1, 2020 to June 30, 2021. The City's Budget Officer is tasked with presenting an accurate and complete budget to the City Council for formal approval in an open and public meeting.

The budget is the City's financial plan for the 2020-2021 fiscal year. It is a representation of the financial guidance necessary for the thoughtful and considerate implementation of the goals and plans of the Mayor and City Council. The budget is constructed with a conservative forecast of underestimating revenues and overestimating expenses. All revenues and expenditures are scrutinized and monitored throughout the year by the administrative staff using systematic, aggressive internal financial controls. Safeguards have been implemented to monitor, authorize, and analyze expenditures. These procedures and controls provide staff with the ability to adjust for the impact of unanticipated changes to the economy without causing dramatic variations in service levels.

Budget Summary

As we prepare this budget, there is a lot of uncertainty with the State of Utah and Davis County brought about by COVID 19. Davis County is the smallest county in land area in the state, but the third most populous. Davis county has 11.09% of Utah's population. In 2019 the unemployment rate was 2.00%. However, this unemployment rate has tripled since March 2020. Although a healthy recovery is anticipated once pandemic related restrictions are relaxed, the length of this recovery is unknown at this time. These county statistics and the following table are taken from the Davis County Annual Report – 2020 Assessor's Office.

Total Value–South Weber	2019 Values	2020 Values	% Change
Overall Total	780,369,026	868,160,172	8.69%
Avg. Single Family	359,765	373,547	3.83%
Avg. Condo/Attached PUD	191,521	209,819	9.55%
Total Assessed Commercial	17,929,442	21,153,272	17.98%

Throughout the last few years, City staff and elected officials have worked alongside with citizens, non-profit organizations, and enterprise groups to take a comprehensive look at the overall health of South Weber City; specifically, in terms of economic growth, infrastructural and facility repair, and improved fiscal management. Collectively, South Weber City officials continue to create long range plans which will, over time, promote an improved environment of health, safety, and wellness for its residents and guests.

Modifications in the budget this fiscal year support the goals the City has set in support of these plans. *In FY 2020 - 2021, total budgeted General Fund Revenue equals $2,973,000, an increase of 5.5% due in part to subdivision review fees and an increase in the Class "C" Road fund allotment. Due to the COVID19 pandemic, we have budgeted a 10% decrease in Sales Tax. The major summary of fund expenditures, including contributions and transfers, are: $2,973,000 General Fund, $7,255,000 combined enterprise funds (Water, Sewer, Sanitation, and Storm Drain, $2,005,000 Capital Projects, $736,000 Transportation Utility and $308,000 Recreation fund.*

The City Administration is continually looking for improved methods of operation and procedure in its approach to budgeting in order to efficiently control the expenditure of city funds. Fund balance allocations and reserves will be made as necessary to maintain a fiscally sound budget and financial policies.

Budget Priorities and Services

The FY 2020-2021 budget is prepared to meet the priorities of South Weber City. In January of 2018, 2019, and 2020, the City Council held several meetings to discuss the economic, infrastructural, and financial future of the City. In those meetings, several priorities were identified and converted into goals to be achieved in the FY 2020 – 2021 budget. South Weber City is committed to providing ongoing services to its residents through its utility enterprise funds, parks and recreation facilities and programs, and contracts with the Davis County Sheriff's Office for Law Enforcement, Dispatch, and Animal Services.

South Weber City maintains its own Culinary Water System (supplied with water from a City well and from the Weber Basin Water Conservancy District), Sanitary Sewer Collection System (with treatment provided by the Central Weber Sewer Improvement District), Storm Drain System (supported by membership in the Davis County Storm Water Coalition), Street Repair System (supported by Class C Road Funds, and by private contractors chosen by competitive bidding who complete major streets projects), Fire Department and Emergency Management services (enhanced by Mutual Aid Agreements with other jurisdictions), Justice Court (provides adjudication services and sense of community identity), and support of the traditional and longtime community celebration of Country Fair Days (which identifies the values and culture of the South Weber City residents).

To reduce costs, South Weber City also contracts for the following services: information technology services; inter-local agreements with Davis County for law enforcement, dispatch, animal control, elections; and Wasatch Integrated Waste Management District and Robinson Waste for solid waste (garbage removal) services in conjunction with City-owned garbage cans and City billing services.

South Weber City also provides other municipal services, such as notary public services, water leak detection, recreation, and parks.

Population Growth and Commercial Development

South Weber City continues to experience persistent population growth. Construction in South Weber City within the last 3 years has noticeably increased. Investments have and continue to be made to the City's infrastructural systems to provide for additional new office buildings, retail space, and residential housing. New residential dwellings continue to be constructed and the arrival of new commercial business is surfacing. In the coming years, the City will begin to see property taxes coming in from the new residential housing growth.

The City's General Plan and the current zoning map envisions and provides for additional residential development; however, the City needs additional commercial development zones that appeal to profitable business groups. Economic development continues to be a main priority and an essential need for the City's viability as it has potential to alleviate the service cost pressures of streets, police, fire, and parks through sales tax revenue. At present, South Weber City cannot sustain the same level of service it currently has under the existing financial business model. Currently, the City has only one consistent source of revenue - property tax.

Budget Guidelines and Principles

The Mayor and City Council have directed staff to prepare all budgets and funds under the following guidelines and principles:

- City Council – Execute the policies and directions of the Mayor and City Council.
- Fiscal Responsibility – Enterprise funds should be self-sustaining and "one-time" revenues are to be used for "one-time" expenses; on-going revenue sources should be used to pay for on-going expenses. Evaluate the health of the City's revenue sources on a regular basis. The General Fund should be supported by diverse revenue sources (property, franchise, and sales taxes) that do not cause instability.
- Asset Management – Develop capital facility plans for utilities, facilities, and other capital infrastructure that are supported by strategic financial plans. Capital facilities plans should be developed with impact fee facilities plans, and impact fee analysis every six years.
- Compensation – Establish and follow a market-driven compensation plan that will entice and retain high-quality employees.
- Reserves – Manage General Fund reserves in conformity with state law and establish enterprise fund reserves to sustain emergencies and infrastructure replacement.
- Planning – Plan with the big picture in mind. Seek feedback and input from the community.

Financial Highlights

General-

- The assets of South Weber City exceeded its liabilities at the end of the 2019 fiscal year by $31,708,814 (net position). Of this amount, $7,243,578 (unrestricted position) is available to meet ongoing obligations of citizens and creditors. Net position increased by $1,810,584 from the prior year.

- The City's Governmental activities reported a combined ending fund balance of $14,974,682. Of the combined total fund balance, $1,965,924 is available for spending at the discretion of the City (unrestricted and undesignated fund balance).

- The unassigned fund balance of the general fund at June 30, 2019, totaled $568,950 and is 24% of the general fund total revenue for the year.

- Total principal balance of debt for South Weber City decreased approximately $200,555 due to principal payments on bonds.

- Several developments were completed during the year, and the related infrastructure was contributed to the City. Capital assets were added in the Water, Sewer and Storm Drain Funds, as well as the general fixed assets of the City.

Expenditures-

Personnel:

South Weber City has experienced several significant challenges concerning its workforce. Many of these challenges are attributed to the large amount of growth that has taken place and the recent surges that have occurred in the labor market. The labor market has improved significantly over the last several years making the City's competition to be against both the private and public sectors.

In addition, employment in the public-sector labor market has been dominated by neighboring area communities, both large and small. The attrition of these economic and market transformations has impeded the City's ability to be productive and cost effective.

As a result, the Mayor and Council have recognized that the ultimate benefit to South Weber City residents is the incalculable cost savings of retaining high quality employees. In an effort to address these concerns, several goals and objectives were identified:

1. Create a competitive compensation plan;
2. Establish control groups whereby data can be obtained (benchmarks)[1];
3. Collect the necessary market data from the benchmarks; and
4. Remain fiscally responsible, yet have the ability to attract, retain, and motivate high performing employees.

On May 16th, 2017, the City Council adopted a compensation plan that would take the average of the selected benchmarked cities and adjust the [City's] position ranges (min/mid/max) -15% below the average of the selected benchmarked cities. Below the average means that South Weber City would pay -15% below the average wage that an area, similar, and next step community would pay for any given position; allowing South Weber City to stay competitive, retain employees, yet not be subject to the higher compensated salaries of area, similar, and next step communities.

The City Council also adopted, in its policy, that range adjustments are to be conducted every two years to prevent the City from having to address this matter in the years to come. This was last completed and reviewed in June 2020. Compensation is contingent on performance and the availability of funds. A significant portion of the City's workforce is non-benefited (seasonal and part-time)

Operations:

Public Safety is a major component of the General Fund. Over the prior years, the Emergency Medical Service level of South Weber has been significantly raised to the benefit of our citizens. Medical response time has decreased from an average of 10 minutes, to only 4 minutes. Staffing has changed from 11 volunteers to 35 part-time professionals, most of whom work full-time at other EMS agencies. This reduced response time and increased level of training is critical when seconds count in a medical emergency. Our EMS service level was also increased in 2018 with the addition of our own ambulance service. This needed increase in EMS service level has not come without a cost. Funding has been accomplished by a major property tax increase in 2019.

Capital:

A significant component of the Mayor and Council's "Priorities and Fundamental Focus" is the maintenance of the City's infrastructure, particularly the roads. The funding of Capital Projects is a fundamental financial tool that appropriates funds to maintain the assets of the City. As noted in the Operations section above, this funding has diminished significantly as resources have shifted to maintain the operational service levels of the City.

In June of 2017, the Mayor and Council adopted a Transportation Utility Fee (T.U.F.) for the preservation, maintenance, and operations of the South Weber City owned public roads. In doing this, restricted funds for roads has been implemented without a property tax increase.

South Bench Drive Phase 1 was started in 2019 and was completed in the 2020 budget. The original street name has been changed to Old Fort Road. Future Impact Fees will eventually reimburse the Capital Projects fund for the Class "C" portion of the project

The rehabilitation of the Westside Water tank has been studied for the last three years. Various options including total replacement, or major rehab have been carefully studied. The rehabilitation of the tank was started in 2018 and completed the 2020 budget year.

The 2020-21 budget's largest capital expenditure is a joint project between the Water department and the U.S. Department of Labor on the East Bench Transmission Line Project. This joint project is financially beneficial to South Weber City as well as to the Job Corps facility to the east of the City. The Cost is $ 2,415,000 of which $1,865,000 is being paid by the federal government. A second joint project is the Cottonwood Drive water line upgrade. This project involves several parties for a cost of $ 700,000. Other parties will pay $435,000 of that cost, resulting in a cost savings to both South Weber City and Uintah City.

Revenue Highlights – Taxes and Fees

Taxes

The Davis County Auditor's 2019 Certified Tax Rate for South Weber City is .001441, an increase of approximately 99% from the previous year. This 2019 rate was adopted by the City Council on August 20, 2019. The Certified Tax Rate is based on the previous years assessed valuations across the entire city and the amount of property tax received. The Certified Tax Rate will go up or down as needed to arrive at the same amount of tax dollars the City received the prior year. The only way the City can get more property taxes than allowed by the Certified Tax Rate is to hold a Truth in Taxation hearing and make a case for a tax increase to the public. The Davis County Auditors 2019 certified tax rate revenue for South Weber City is $700,997.

For 2020-2021, the City is not proposing a property tax increase and will adopt the Davis County Auditor's proposed Certified Tax Rate of 0.001403 with a certified tax rate revenue of $754,002.

Fees:
Central Weber Sewer Improvement District (CWSID) approved a 2% rate increase for sewer treatment in a public hearing held in December 2019. Unlike prior years, the City will not increase the sewer rates, but absorb the increase within the current rate structure.

Wasatch Integrated Waste Management provides the disposal of our garbage which is collected weekly by Robinson Waste Services. Robinson Waste Services raised their rates by $0.25 per can on January 1, 2020. With the economic turndown and COVD19 affecting our community and citizens, the City Council will not pass this increase on.

The culinary water rates were restructured and increased in 2018 to meet the infrastructure needs of the water system through 2025. The breakdown of these infrastructure expenditures is found in the Culinary Water Capital Facilities Plan. A public hearing on the new rates was held on May 15, 2018 and the new rates were adopted on May 22, 2018.

The Impact Fees for culinary water, sewer, parks and recreation have been adopted. The public safety, and storm water impact fees are in the process for completion and will be adopted this fiscal year.

Recognizing the current condition of the City's roads and the need for continual maintenance and preservation, on June 20, 2017, the Mayor and City Council adopted a Transportation Utility Fee. The adopted fee structure is tiered commencing at $5.00 the first fiscal year; $10.00 the second fiscal year; and increased to $15.00 July1, 2019. The estimated total annual revenue from the fund for the first year is $126,000, the second year $252,000, and $378,000 each year thereafter. A review of the fund and the associated fee will take place in the year 2022.

The Transportation Utility Fee funds are restricted monies to be used for the sole purpose of the preservation, maintenance, and operations of South Weber City owned public roads. Funds originating from the Transportation Utility Fee shall be expended in accordance with the priorities indicated in the South Weber City Streets Capital Facilities Plan, the current remaining service life of roads, and/or as directed by the South Weber City Council.

In the General Fund and Capital Projects Fund, sales tax receipts are anticipated to be $856,000. This decrease is in anticipation of the economic impact of COVID19 restrictions and recovery.

Building fee revenue has increased in the past three years.

The Consolidated Fee Schedule is continually updated to meet the costs of current operations.

Summary

The attached budget is a balanced budget. South Weber City encourages, and is hopeful to have, public involvement in the budget process as it is a great opportunity for residents, business owners, and other stakeholders to participate in the City's governmental operations. Like years past, the City held an open and public meeting where the tentative budget was presented and adopted (May 12, 2020). City administration has

afforded 4 weeks from that date for consideration of public comment, suggestions, and review. A public hearing on the South Weber City Fiscal Year 20120 – 2021 Tentative Budget was held on June 9, 2020 and adoption of the final budget by the City Council in an open and public meeting will be held on June 16, 2020.

As a result of thorough, firm, and responsible financial practices and due to the efforts of the City's dedicated staff in many long-range planning efforts, I believe South Weber City is poised for a very prosperous future.

Respectfully Submitted,
David Larson
City Manager
South Weber City

Assisted by
Mark McRae
Finance Director
South Weber City

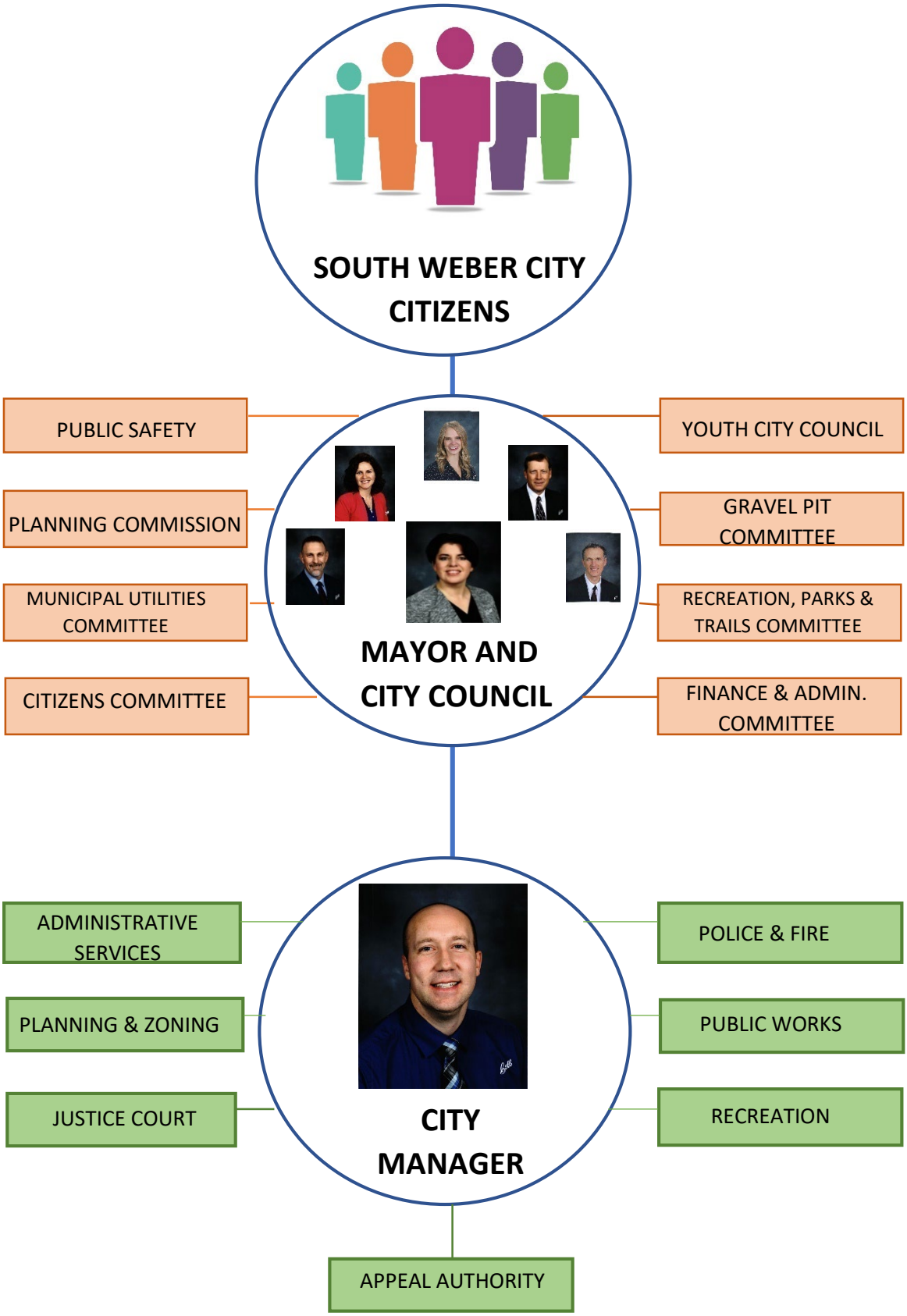
SOUTH WEBER CITY CITIZENS
PUBLIC SAFETY
PLANNING COMMISSION
MUNICIPAL UTILITIES COMMITTEE
CITIZENS COMMITTEE
YOUTH CITY COUNCIL
GRAVEL PIT COMMITTEE
RECREATION, PARKS & TRAILS COMMITTEE
FINANCE & ADMIN. COMMITTEE
MAYOR AND CITY COUNCIL
ADMINISTRATIVE SERVICES
PLANNING & ZONING
JUSTICE COURT
POLICE & FIRE
PUBLIC WORKS
RECREATION
CITY MANAGER
APPEAL AUTHORITY

BUDGET HIGHLIGHTS

FY 2020-2021

Governmental Type Funds

Revenues

- Property Tax (10-31-100). Last year the City Council approved a major tax rate increase. This year the City Council has voted to not hold a Truth-in-Taxation hearing and let the county automatically decrease the tax rate to compensate for any total property value increases. The budgeted increase is due to new growth only. It is important in these unusual times to do what we can to help our citizens with the pain and stress they may be feeling, especially in the financial area where possible. Although we have had increases from our major providers in the Sewer and Sanitation Funds, we are proposing for this year to NOT increase the Sewer and Sanitation rates.
- Sales and Use Tax (10-31-300). The City anticipates a downturn in the economy due to COVID19. This account will be affected more than any other revenue account. The City budgets 80% of anticipated sales tax in this account and 20% in account 45-31-300 for Capital Projects.
- Class "C" Road Fund Allotment (10-33-560). The allotment totals over $300,000 per year. Only a portion is budgeted to be applied to General fund Street department expenses such as snow plowing.
- Subdivision Review Fee (10-34-105). Developer payments for third party reviews and inspections are recorded here. Account 10-58-319 is the corresponding expense account.
- Developer Pmts for Improvements (10-34-270). Payments by developers for streetlights, street signs, and mailboxes are included in this account.
- Transfer from Impact Fees (10-39-800). Public Safety Impact fees are transferred to the General Fund to be applied to the bond payments on the fire station.
- Fund Balance. By State law, a maximum of 25% of the General Fund's total revenues for a year can be kept in the fund balance. This fund balance is for operating cash until property tax in received around November and for emergencies. The current balance is $569,000.
- Transfer from Impact Fees (45-39-800). $390,000 from Park Impact fees is budgeted to be transferred to Capital Projects for planned park improvements. $327,00 in new Road Impact Fees will be transferred to the Capital Projects Fund as reimbursement on South Bench Drive Phase 1.
- Transfer from Recreation Impact Fees (20-39-800}. Recreation Impact fees are transferred each year to the Recreation Fund to be applied to the principal and interest on the Family Activity Center's Bond.
- Developer Pmt.s for Improvements (56-34-270). Developers pay the City to have a seal coat applied to the asphalt streets in their development a year after the development is completed. The work is included as part of the Projects of the Transportation Utility fund.

Expenditures

- Salaries and Benefits. A time analysis was done of employee hours to see where they were actually spending their time. The allocation of employee hours to the various departments was changed to reflect their actual workload. Some departments' salary and benefits were increased, and some decreased accordingly. The 2021 budget includes an average 3% merit increase. A maximum of $37,224 will be allocated according to personnel evaluations.
- Legislative – Miscellaneous (10-41-620). Donations to South Weber Elementary and Highmark were added this year in the amount of $200 each.
- Judicial – Travel and Training (10-42-230). Previously the travel and training costs for the judge were split between three cities. Beginning this year, the entire cost will rotate among four cities. Woods Cross will be the first to budget the full amount, and the other three cities will budget for 2022 and 2023.
- Administrative – Elections (10-43-316). Elections are held every two years. This is a non-election year, but this account will be a budget item again in 2022.
- Administrative - Transfer to Recreation Fund (10-43-841). The Recreation fund sponsors many activities that are free to the public. A transfer is made yearly to cover the non-self-supported programs as needed. The transfer is in this department.
- Administrative - Transfer to Cap. Proj. Fund (10-43-910). This expenditure was replaced by the 80/20 split of Sales Tax revenue.
- Fire – Equipment Supplies and Maintenance (10-57-250). Last year's budget included a significant increase for the purchase of 20 airpack bottles. None are budgeted in this year. The new fire truck has reduced maintenance costs.
- Planning and Zoning – Salaries (10-58-110 and 10-58-120). This account reflects the largest change due to the reallocation of salaries for the Public Works Director, the Building Inspector, and the Development Coordinator.
- Planning and Zoning – GIS/Mapping (10-58-325). This account is new to this department, as well as sever other departments. The expense was previously included in the Engineering account (10-58-312).
- Streets – Equip. Supplies & Maint. (10-60-250). Maintenance costs have decreased as older equipment and vehicles have been replaced in the last couple of years.
- Streets – Mailboxes and Street Signs (10-60-415). New account has been created as city policy has changed. Mailboxes and street signs are no longer installed by the developers but are purchased and installed by the City. Developers pay the City to do this and the revenue is recorded in account 10-34-270.
- Streets – Streetlights (10-60-426). The new streetlight policy was adopted to reduce costs and provide uniformity to the city lights. Like the previous new account, developers pay for this expense.
- Parks – Salaries (10-70-110). The Parks department budget shows the addition of one full-time employee. This is the only addition to the workforce in the 2021 budget. As the City has added new parks, and/or new retentions basins that are maintained as parks, the need for additional personnel has become necessary to keep the same level of service to the citizens. The requested increase in park maintenance is also reflected in the other expense accounts.

- Capital Projects (Fund 45).
    - Admin – Upgrade Audio/Video at City Hall $ 35,000
    - Fire - Power Lift Gurney $ 35,000
    - Streets – Property for new Public Works Facility $800,000
    - Streets – Streetlight Installation $210,000
    - Streets - Tractor and Attachments $ 75,000
    - Streets – Public Works Building Design $ 50,000
    - Parks - Cherry Farms Ballfield $190,000
    - Parks - Canyon Meadows Gravel Parking Lot $ 50,000
    - Parks - Canyon Meadows Pickleball Court $150,000
- TUF – Street Projects (56-76-730).
    - City Projects $550,000
    - New Subdivision chip seal (paid by developers) $118,000

City Project list:

- Cottonwood Drive (Adams Avenue to River Bridge)
- 8150 S (2570 E to 2700 E)
- Sunrise Ridge
- Bowman Old Farm Estates
- Crack Fill approximately 1/5 of City

Business Type Funds

Revenues

- Water - Developer Payments for Improvements (51-34-270). Water projects totaling $3,115,000 are planned for in this budget. These are joint projects with other agencies such as Job Corps and Weber Basin contributing over 65% of the funding.
- Sewer Sales (52-37-300). Beginning on January 1, 2020, the Sewer department received a 3.42% increase in charges from the Central Weber Sewer Improvement District for treatment of sewage. This increase has been around 2% the last couple of years and is expected to be about the same in 2021. This increase hits the city midyear. Although the fund cannot continue to yearly absorb these increases, a pass-thru increase of 2.5 percent is NOT proposed.
- Sewer Impact Fees and Sewer fund Balance (52-38-910 and 58-39-500). The upsizing of the trunk line in Cottonwood Cove is budgeted at $950,000. Impact Fees and fund balance will be used to fund the project. Impact Fees collected in future years will reimburse the fund balance portion of the expenditure.
- Sanitation Fees (53-37-700). Robinson Waste is the service provider who picks up the garbage containers from our citizens each week. After almost 10 years, they increased the per can charge by $0.25 on January 1, 2020. Because of savings in other areas, a pass thru increase of $0.25 per can is NOT proposed for this fiscal year.
- Storm Sewer Revenue (54-37-450). The CFP, IFFP, and IFA studies are currently underway. A rate study for storm drain charges will follow. A significant increase in these charges is anticipated to be proposed to the council as soon as the study is completed.

Expenditures

- Salaries (nn-40-110). Salaries in the Enterprise funds also reflect the allocation changes from the employee hour time analysis.
- Water Purchases (51-40-491). The charges from Weber Basin increase each year as new homes are built and added to the system resulting in more water being used.
- Water Meter Replacement (51-40-495). Each year the Water department normally replaces 200 meters on a ten-year rotation. This year the department will replace 400.
- Water Improvements other than Buildings (51-40-730).
    - East Bench Transmission Line $2,415,000
    - Cottonwood Drive upgrade $ 700,000
- Water – Equipment (51-40-740). New metering and SCADA system is re-budgeted from 2020 fiscal year. $ 200,000
- Water – Vehicles (51-40-750).
    - Replace 2013 Pickup and utility bed $ 45,000
- Sewer – Engineering (52-40-312). Following the completion of the City's General Plan, a new CFP, IFFP, IFA, and possible rate study will be needed.
- Sewer Treatment Fees 52-40-491). Central Weber Sewer Improvement District raised their yearly charges 3.42% effective January 1, 2020.
- Sewer – Projects (52-40-390).
    - Upsize trunk line in Cottonwood Cove $ 950,000
- Sanitation – Equipment Supplies and Maint. (53-40-250). Increased yearly purchased of new garbage cans from 200 to 300.
- Sanitation Fee Charges (53-40-492). Reflects Robinson Waste collection charge increase of $0.25 per can which was effective January 1, 2020.
- Storm Drain – GIS/Mapping (54-40-325). Most of the GIS work done next year will be on the Storm Drain infrastructure.

FUND REVENUE SUMMARY

FY 2020-2021

FUND REVENUE SUMMARY

Fund	Fund Title	2017-18 Actual	2018 - 19 Actual	2019 - 20 Estimate	2019 - 20 Budget	2020 - 21 Budget
10	General	2,246,868	2,146,760	3,088,955	2,818,000	2,973,000
20	Recreation	158,211	261,535	343,666	313,000	308,000
45	Capital Projects	650,334	734,378	3,118,394	2,996,000	2,007,000
51	Water	1,436,695	1,693,424	1,993,021	2,764,000	4,640,000
52	Sewer	1,246,566	1,059,523	1,219,886	1,961,000	1,806,000
53	Sanitation	358,022	368,441	471,904	453,000	456,000
54	Storm Drain	517,426	189,852	788,629	565,000	353,000
56	Transportation Utility	0	192,091	513,176	778,000	736,000
21	Sewer Impact	283,298	308,637	401,290	250,000	960,000
22	Storm Water Impact	49,526	31,441	76,168	152,000	40,000
23	Park Impact	132,450	217,930	316,079	160,000	390,000
24	Road Impact	64,668	76,931	509,098	250,000	327,000
26	Water Impact	106,942	128,538	212,055	170,000	125,000
27	Recreation Impact	74,973	77,292	91,692	66,000	71,000
29	Public Safety Impact	30,692	13,448	28,342	10,000	12,000
		7,356,672	7,500,221	13,172,357	13,706,000	15,204,000

This Page Intentionally left blank

FUND EXPENDITURE SUMMARY

FY 2020-2021

FUND EXPENSE SUMMARY

Fund	Fund Title	2017-18 Actual	2018 - 19 Actual	2019 - 20 Estimate	2019 - 20 Budget	2020 - 21 Budget
10	General	2,098,822	2,650,603	2,722,961	2,818,000	2,973,000
20	Recreation	270,757	265,194	203,946	313,000	308,000
45	Capital Projects	886,827	1,156,365	2,932,701	2,996,000	2,007,000
51	Water	1,364,769	1,416,364	2,253,358	2,764,000	4,640,000
52	Sewer	743,122	860,612	876,335	1,961,000	1,806,000
53	Sanitation	344,831	359,734	406,216	453,000	456,000
54	Storm Drain	571,863	456,226	639,708	565,000	353,000
56	Transportation Utility	64,993	352,659	571,805	778,000	736,000
21	Sewer Impact	0	55,410	159,000	250,000	960,000
22	Storm Drain Impact	189,265	0	76,000	152,000	40,000
23	Park Impact	2,996	0	160,000	160,000	390,000
24	Road Impact	24,011	0	500,000	250,000	327,000
26	Water Impact	107,338	71,579	150,000	170,000	125,000
27	Recreation Impact	69,800	94,465	92,000	66,000	71,000
29	Public Safety Impact	30,692	12,636	14,000	10,000	12,000
		6,770,086	7,751,847	11,758,030	13,706,000	15,204,000

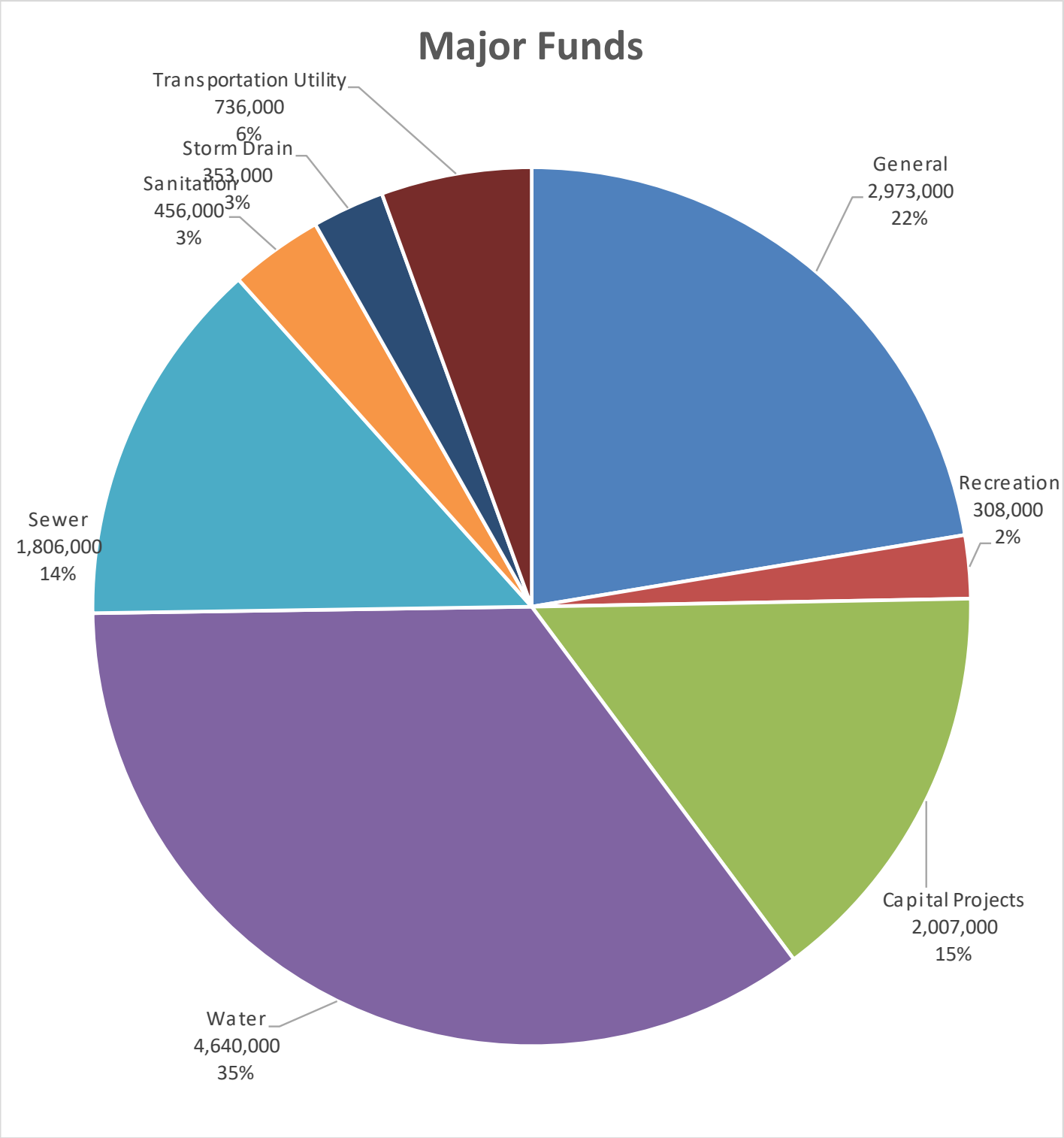
Major Funds
Transportation Utility
736,000
6%
Storm Drain
353,000
3%
Sanitation
456,000
3%
General
2,973,000
22%
Recreation
308,000
2%
Sewer
1,806,000
14%
Capital Projects
2,007,000
15%
Water
4,640,000
35%

GENERAL FUND REVENUES
FY 2020-2021

Account No.	Account Title	2017-18 Actual	2018-19 Actual	2019 - 20 Estimate	2019 - 20 Budget	2020 - 21 Budget
GENERAL FUND REVENUES						
TAXES						
10-31-100	Current Year Property Taxes	295,754	321,861	651,240	701,000	754,000
10-31-120	Prior Year Property Taxes	26,052	20,866	11,661	20,000	10,000
10-31-200	Fee In Lieu - Vehicle Reg	30,089	32,779	30,384	25,000	30,000
10-31-300	Sales and Use Taxes	328,549	641,287	752,736	701,000	685,000
10-31-305	Transportation - Local Option	13,612	0	0	0	0
10-31-310	Franchise/Other	410,902	386,795	396,059	400,000	400,000
Total Taxes:		1,104,959	1,403,587	1,842,080	1,847,000	1,879,000
LICENSES AND PERMITS						
10-32-100	Business Licenses and Permits	8,783	8,949	8,649	8,000	8,000
10-32-210	Building Permits	358,031	353,882	350,082	310,000	330,000
10-32-310	Excavation Permits	915	2,219	94	0	0
Total Licenses and Permits:		367,729	0	358,825	318,000	338,000
INTERGOVERNMENTAL REVENUE						
10-33-400	State Grants	0	0	1,500	0	0
10-33-550	Wildland Firefighting	39,353	0	0	0	0
10-33-560	Class "C" Road Fund Allotment	262,218	283,851	301,303	94,000	150,000
10-33-580	State Liquor Fund Allotment	4,804	5,579	5,500	5,000	6,000
Total Intergovernmental Revenue:		306,374	289,430	308,303	99,000	156,000
CHARGES FOR SERVICES						
10-34-100	Zoning & Subdivision Fees	16,310	17,679	7,759	15,000	5,000
10-34-105	Subdivision Review Fee	88,328	66,443	54,762	80,000	80,000
10-34-250	Bldg. Rental/Park Use (Bowery)	2,666	1,640	1,607	0	0
45-34-270	Developer Pmts for Improvements	0	0	27,000	0	30,000
10-32-290	Plan Check and Other Fees	0	26,218	80,727	0	55,000
10-34-760	Youth City Council	0	0	0	0	0
10-34-560	Ambulance Service	0	0	57,202	100,000	70,000
Total Charges for Services:		107,304	111,979	224,173	195,000	240,000
FINES AND FORFEITURES						
10-35-100	Fines	90,577	90,779	86,058	85,000	85,000
Total Fines and Forfeitures:		90,577	90,779	86,058	85,000	85,000

MISCELLANEOUS REVENUE						
10-36-100	Interest Earnings	18,842	50,497	38,004	57,000	35,000
10-36-300	Newsletter Sponsors	0	0	0	0	0
10-36-400	Sale of Assets	0	2,457	0	0	0
10-36-900	Sundry Revenues	8,547	21,913	6,011	5,500	5,500
	Total Miscellaneous Revenue:	27,389	74,867	44,015	62,500	40,500
CONTRIBUTIONS AND TRANSFERS						
10-39-100	Fire Agreement/Job Corps	0	0	17,000	3,500	3,500
10-39-110	Fire Agreement/County	927	1,481	1,400	1,000	1,000
10-39-300	Transfer for Administrative Services	136,900	162,000	167,100	167,000	167,000
10-39-800	Transfer from Impact Fees	104,711	12,636	40,000	40,000	12,000
10-39-900	Fund Balance to be Appropriated	0	0	0		51,000
	Total Contributions and Transfers:	242,537	176,117	225,500	211,500	234,500
		2,246,868	2,146,760	3,088,955	2,818,000	2,973,000

GENERAL FUND DEPARTMENT SUMMARY

FY 2020-2021

GENERAL FUND SUMMARY

Dept.	Department Title	2017-18 Actual	2018 - 19 Actual	2019 - 20 Estimate	2019 - 20 Budget	2020 - 21 Budget
10-41	Legislative	53,812	52,408	53,865	60,000	60,000
10-42	Judicial	113,943	85,681	87,882	100,000	102,000
10-43	Administrative	642,575	1,005,133	827,586	925,000	964,000
10-54	Public Safety	158,289	165,820	253,867	258,000	260,000
10-57	Fire	415,576	564,994	631,235	643,000	612,000
10-58	Zoning	305,459	321,941	376,500	328,000	380,000
10-60	Streets	239,006	235,396	233,580	264,000	296,000
10-61	Class "C" Roads	0	0	0	0	0
10-70	Parks	170,162	219,230	258,446	240,000	299,000
		2,098,822	2,650,603	2,722,961	2,818,000	2,973,000

This Page Intentionally left blank

LEGISLATIVE DEPARTMENT

FY 2020-2021

The mission of the Legislative Services Department is to enact ordinances and resolutions, approve an annual budget and make other financial policy decisions, direct and supervise the City Manager, ensure that services are provided in a cost-effective manner, provide nominal compensation, as well as training and education, for elected officials and Planning Commission members, and provide policy direction for the benefit of the City, its residents, and businesses. To accomplish these important objectives, it is acknowledged that ongoing preparation and planning is realized, relationship development with neighboring public officials is attained, and that private enterprise groups are encouraged to participate in the future growth of the City.

Furthermore, the Mayor and City Council are committed to providing for a Youth City Council in order to provide leadership training and service opportunities for the youth who reside in the City, as well as a Planning Commission (to provide for recommendations and decisions regarding all land use ordinances and applications).

LEGISLATIVE

10-41-005	Salaries - Council & Commissions		28,000
	Mayor & City Council		
	(Planning Commission moved to Planning & Zoning.		
10-41-131	Employee Benefit-Employer FICA		2,200
10-41-133	Employee Benefit - Work. Comp.		700
10-41-140	Uniforms		300
	Councilmember shirts		
10-41-210	Books, Subscriptions, Memberships		4,000
	ULCT Annual Membership	3,500	
	Davis County Chamber of Commerce Membership	500	
10-41-230	Travel and Training		12,600
	Charges for conferences, educational materials, & employee travel		
	ULCT Fall Conference (6 councilmembers)	2,400	
	ULCT St. George Conference (6 Council Members)	6,000	
	Spring Retreat	2,000	
	Misc.	2,000	
10-41-240	Office Supplies and Expenses		200

10-41-370	Professional/Technical Service		0
10-41-494	Youth Council		3,000
	16 members with Council Advisor		
	ULCT Legislative Day		
	Youth Council Annual Conference		
	Community Events		
10-41-620	Miscellaneous		4,000
	Donation to Sunset Jr. High	200	
	Donation to Northridge	200	
	South Weber Elementary	200	
	Highmark	200	
	City Holiday Season Event	3,000	
	Other unclassified	200	
10-41-740	Equipment		0
10-41-925	Country Fair Days Donation		5,000

Account No.	Account Title	2017-18 Actual	2018-19 Actual	2019 - 20 Estimate	2019 - 20 Budget	2020 - 21 Budget
LEGISLATIVE						
10-41-005	Salaries - Council & Commissions	27,600	26,400	25,378	28,000	28,000
10-41-131	Employee Benefit-Employer FICA	2,328	2,020	1,794	2,200	2,200
10-41-133	Employee Benefit - Work. Comp.	694	657	547	700	700
10-41-140	Uniforms	0	43	0	300	300
10-41-210	Books, Subscriptions, Memberships	3,946	4,157	3,848	4,000	4,000
10-41-230	Travel & Training	6,712	7,206	10,900	12,600	12,600
10-41-240	Office Supplies and Expenses	103	178	149	200	200
10-41-494	Youth City Council	1,111	2,788	2,855	3,000	3,000
10-41-620	Miscellaneous	3,978	8,961	3,394	4,000	4,000
10-41-740	Equipment	4,247	0	0	0	0
10-41-925	Country Fair Days Donation	3,093	0	5,000	5,000	5,000
		53,812	52,408	53,865	60,000	60,000

This Page Intentionally left blank

JUDICIAL DEPARTMENT

FY 2020-2021

The South Weber Justice Court was established in 1971 when the city was incorporated. Its mission is to improve the quality of life for the residents and non-residents who frequent the city. The Court has jurisdiction to adjudicate infractions and misdemeanors (Class B & C) when the violation occurred within city boundaries. Several law enforcement agencies issue citations into the South Weber Justice Court including Utah Highway Patrol, Davis County Sheriff's Office and the Division of Wildlife Resources. Small claims cases which either occurred in the city or where the defendant resides in the city may also be heard if the suit is $11,000 or under. The South Weber Justice Court is dedicated to serving the public with respect and professionalism. The Judge is assisted in his duties by one full time clerk and one assistant clerk. The latest re-certification took effect in 2020 and will continue for a four-year term. The Administrative Office of the Courts oversees Utah judicial matters and has found this court to be in full compliance with all standards, regulations and guidelines. The court is a Class III Justice Court based on the volume of citations processed.

This Photo by Unknown Author is licensed under CC BY-NC

JUDICIAL

10-42-004	Judge Salary *.1 FTE*		15,000
10-42-120	Full-time Employee Salaries *.5 FTE*		36,000
10-42-130	Employee Benefit - Retirement		11,000
10-42-131	Employee Benefit-Employer FICA		4,000
10-42-133	Employee Benefit - Work. Comp.		500
10-42-134	Employee Benefit - UI		300
10-42-135	Employee Benefit - Health Ins.		13,000
10-42-210	Books/Subscriptions/Membership Utah State Code books		600
10-42-230	Travel and Training *Charges for conferences, educational materials, & employee travel*		3,100
	Admin. Office of Courts - Fall	1,400	
	Admin. Office of Courts - Spring	400	
	BCI Conference	700	
	Judge	400	
	Local training	200	
10-42-240	Office Supplies & Expense *Normal office supplies, postage and copying*		600
10-42-243	Court Refunds		0
10-42-280	Telephone		500
10-42-313	Professional/Tech. - Attorney *Contracted Service for City Prosecutor & Public Defenders*		10,000
10-42-317	Professional/Technical-Bailiff *Contracted Service with County Sheriff's Office*		4,700
10-42-350	Software Maintenance *Software maintenance contracts*		800
10-42-550	Banking Charges Bank charges and fees *and credit card transaction fees*		600
10-42-610	Miscellaneous		1,300

Interpreter and other miscellaneous

Account N0.	Account Title	2017-18 Actual	2018 - 19 Actual	2019 - 20 Estimate	2019 - 20 Budget	2020 - 21 Budget
JUDICIAL						
10-42-004	Judge Salary	14,736	13,735	10,680	16,000	15,000
10-42-110	Employee Salaries	51,252	30,216	33,659	34,000	36,000
10-42-130	Employee Benefit - Retirement	11,526	8,446	7,713	11,000	11,000
10-42-131	Employee Benefit-Employer FICA	4,923	3,327	2,950	4,000	4,000
10-42-133	Employee Benefit - Work. Comp.	107	82	160	500	500
10-42-134	Employee Benefit - UI	700	0	500	500	300
10-42-135	Employee Benefit - Health Ins.	15,306	11,067	11,693	14,000	13,000
10-42-210	Books/Subscriptions/Membership	514	493	644	600	600
10-42-230	Travel & Training	990	142	1,982	1,500	3,100
10-42-240	Office Supplies & Expense	676	560	578	400	600
10-42-243	Court Refunds	0	0	0	0	0
10-42-280	Telephone	0	898	540	0	500
10-42-313	Professional/Tech. - Attorney	7,200	8,319	9,694	10,000	10,000
10-42-317	Professional/Technical-Bailiff	3,325	3,482	4,586	4,000	4,700
10-42-350	Software Maintenance	523	641	764	800	800
10-42-550	Banking charges	1,975	1,677	506	1,200	600
10-42-610	Miscellaneous	191	77	1,233	1,500	1,300
10-42-980	State Treasurer Surcharge	0	2,519	0	0	0
		113,943	85,681	87,882	100,000	102,000

This Page Intentionally left blank

ADMINISTRATIVE DEPARTMENT

FY 2020-2021

The Administrative Department's mission is to serve as the focal point of the day-to-day operations and administrations of the city while implementing and enacting the policies of the Mayor and Council, carrying out directives of the City Manager through staff and contract relationships, and providing quality services to its residents and the businesses in South Weber City.

ADMINISTRATIVE

10-43-110	Full Time Employee Salaries		313,000
	City Mgr., Finance Dir., Treasurer and Recorder -3.5 FTE		
10-43-120	Part-time Employee Wages		87,000
	Front Office, Code Enforcement, Recording Sec. - 2.5 FTE		
10-43-130	Employee Benefit - Retirement		81,000
10-43-131	Employee Benefit-Employer FICA		31,000
10-43-133	Employee Benefit - Work. Comp.		4,000
10-43-134	Employee Benefit - UI		2,900
10-43-135	Employee Benefit- Health Ins		64,800
10-43-136	HRA Reimbursement - Health Ins		6,000
10-43-137	Employee Testing		0
10-43-140	Uniforms		1,000
	Once a year all employees receive an article of clothing with city logo		
10-43-210	Books/Subscriptions/Membership		3,500
	Memberships in Professional Organizations and Subscriptions		
	UCMA, ICMA, AICPA, ULCT, UGFOA, Standard Examiner, etc.		
10-43-220	Public Notices		5,000
	Notices published in the Standard Examiner		
10-43-230	Travel & Training		20,000
	Charges for conferences, educational materials, & employee travel		
	ULCT Spring and Fall Conferences	2,000	
	UCMA Conference	1,000	
	UGFOA Conference (local & national)	2,400	
	GFOA Conference	1,500	
	UMCA	1,000	
	UAPT	700	
	ICMA Conference	3,000	
	Caselle Conference	1,700	
	City Manager Vehicle Allowance	5,000	
	Other trainings - 1-2 day local	1,700	
10-43-240	Office Supplies & Expense		8,000
	Copier Supplies, Postage, and general office supplies		

10-43-250	Equipment - Operating Supplies and Maintenance		5,500
	Upkeep or repair of equipment and operating supplies		
10-43-256	Fuel Expense		300
10-43-262	General Government Buildings		7,500
	Maintenance of City Hall		
	Janitorial Services	3,000	
	Fire Ext., flags, misc.	2,000	
	Other	2,500	
10-43-270	Utilities		6,000
	Electricity, Natural Gas and Recycling expenses for City Hall		
10-43-280	Telephone		18,000
	Comcast services and Cellphone Allowances		
10-43-308	Professional & Tech. - I.T.		14,000
	Executech	9,000	
	Infobytes	4,000	
	Other	1,000	
10-43-309	Professional & Tech. - Auditor		10,000
10-43-310	Professional & Tech. - Planner		0
	(Moved to Planning & Zoning Dept.)		
10-43-311	Professional & Tech. - Eco Dev/ Comm Fundraising		0
	(Moved to Planning & Zoning Dept.)		
10-43-312	Professional & Tech. - Engineer		0
	(Moved to Planning & Zoning Dept.)		
10-43-313	Professional & Tech. - Attorney		100,000
10-43-314	Ordinance Codification		3,000
10-43-316	Elections		0
	Municipal Election run by County		
10-43-319	Professional & Tech. - Subd. Reviews		0
	(Moved to Planning & Zoning Dept.)		
10-43-329	City Manager Fund		3,000
	Special activities at City Manager's discretion		
10-43-350	Software Maintenance		24,000
	Software maintenance contracts		
	Caselle Software	3,000	
	Laserfische	2,000	
	Focus & Execute	3,000	
	ArchiveSocial	2,000	
	Office 365/email/backup	13,000	

	Domain Name/ Misc.	1,000	
10-43-510	Insurance & Surety Bonds *General Liability and Property Insurance*		45,000
10-43-550	Banking Charges *Bank charges and fees and credit card transaction fees*		1,500
10-43-610	Miscellaneous *Unclassified unanticipated expenses*		2,000
10-43-625	Cash over and short		0
10-43-740	Equipment Purchases		27,000
	Computer upgrades and software	2,000	
	Website Development & Software	25,000	
10-43-841	Transfer to Recreation Fund		70,000
10-43-910	Transfer to Cap. Proj. Fund *No longer used. Replaced with 20% allocation of sales tax directly to Capital Projects Fund*		0

Account No.	Account Title	2017-18 Actual	2018 - 19 Actual	2019 - 20 Estimate	2019 - 20 Budget	2020 - 21 Budget
ADMINISTRATIVE						
10-43-110	Full Time Employee Salaries	265,759	276,652	288,030	331,000	313,000
10-43-120	Part-time Employee Wages	34,765	36,551	47,384	33,000	87,000
10-43-130	Employee Benefit - Retirement	42,652	49,506	55,374	78,000	81,000
10-43-131	Employee Benefit-Employer FICA	19,337	23,374	23,552	28,000	31,000
10-43-133	Employee Benefit - Work. Comp.	1,623	2,535	2,842	3,200	4,000
10-43-134	Employee Benefit - UI	4,550	0	4,600	4,800	2,900
10-43-135	Employee Benefit - Health Ins.	45,795	67,864	76,956	97,000	64,800
10-43-136	HRA Reimbursement - Health Ins	3,300	3,300	4,150	6,000	6,000
10-43-137	Employee Testing	238	94	197	0	0
10-43-140	Uniforms	685	591	460	1,000	1,000
10-43-210	Books/Subscriptions/Membership	2,005	5,550	3,332	3,500	3,500
10-43-220	Public Notices	4,023	3,658	4,672	5,000	5,000
10-43-230	Travel and Training	14,407	9,637	19,496	20,000	20,000
10-43-240	Office Supplies & Expense	9,297	6,707	7,447	8,000	8,000
10-43-250	Equipment - Oper. Supplies and Maint.	3,773	2,876	5,334	4,000	5,500
10-43-256	Fuel Expense	149	87	189	0	300
10-43-262	General Government Buildings	9,241	9,012	6,472	7,500	7,500
10-43-270	Utilities	7,651	4,252	5,582	4,500	6,000
10-43-280	Telephone	13,850	10,055	17,195	18,000	18,000
10-43-308	Professional & Tech. - I.T.	15,209	11,299	13,214	14,000	14,000
10-43-309	Professional & Tech. - Auditor	10,000	10,000	10,000	10,000	10,000
10-43-312	Professional & Tech. - Engineer	0	149	0	0	0
10-43-313	Professional & Tech. - Attorney	10,425	16,238	22,688	25,000	100,000
10-43-314	Ordinance Codification	1,200	4,940	3,978	3,000	3,000
10-43-316	Elections	14,311	0	7,155	16,000	0
10-43-329	City Manager Fund	575	1,985	2,709	3,000	3,000
10-43-350	Software Maintenance	11,360	16,702	23,222	24,000	24,000
10-43-510	Insurance & Surety Bonds	42,063	41,331	44,993	45,000	45,000
10-43-550	Banking Charges	2,812	920	1,129	3,000	1,500
10-43-610	Miscellaneous	672	842	1,086	5,000	2,000
10-43-625	Cash over and short	69	3,661	(0)	0	0
10-43-740	Equipment	4,779	7,433	26,646	27,000	27,000
10-43-841	Transfer to Recreation Fund	37,500	0	97,500	97,500	70,000
10-43-910	Transfer to Cap. Proj. Fund	8,500	377,334	0	0	0
		642,575	1,005,133	827,586	925,000	964,000

This Page Intentionally left blank

PUBLIC SAFETY DEPARTMENT

FY 2020-2021

South Weber City contracts for public safety services through an interlocal agreement with Davis County Sheriff's Office (DCSO) for Law & Alcohol Enforcement, Paramedic, Animal Control, and other related public safety services. The DCSO also provides the City with emergency planning and management services. South Weber City and DCSO are continually seeking new methods of ingenuity and resourcefulness to maintain a level of service that will ensure a gratifying quality of life, safety, & security of our community.

PUBLIC SAFETY

10-54-310	Sheriff's Department *Sheriff's office & Narcotics Strike Team* Sheriff Contract Davis Metro Narcotics Strike Force	230,000
10-54-311	Animal Control *Contracted Services with Davis Animal Control*	22,000
10-54-320	Emergency Preparedness	2,000
10-54-321	Liquor Law (Narcotics) *Liquor Funds Transferred to County for Enforcement*	6,000

Account No.	Account Title	2017-18 Actual	2018 - 19 Actual	2019 - 20 Estimate	2019 - 20 Budget	2020 - 21 Budget
PUBLIC SAFETY						
10-54-310	Sheriff's Department	140,114	140,714	228,192	230,000	230,000
10-54-311	Animal Control	18,175	19,289	20,075	21,000	22,000
10-54-320	Emergency Preparedness	0	238	0	2,000	2,000
10-54-321	Liquor Law (Narcotics)	0	5,579	5,600	5,000	6,000
		158,289	165,820	253,867	258,000	260,000

Account No.	Account Title	2017-18 Actual	2018 - 19 Actual	2019 - 20 Estimate	2019 - 20 Budget	2020 - 21 Budget
PUBLIC SAFETY IMPACT FEE FUND						
Revenue						
29-37-200	Public Safety Impact Fees	11,088	12,636	14,198	10,000	12,000
	Total Source: 34:	11,088	12,636	14,198	10,000	12,000
Revenue						
29-39-500	Contribution From Fund Balance	19,276	0	0	0	0
29-37-100	Interest Earnings	328	811	144	0	0
	Total Revenue	30,692	13,448	14,342	10,000	12,000
Contributions and Transfers						
29-80-800	Transfer to General Fund	30,692	12,636	14,000	10,000 *	12,000
	Total Contributions and Transfers	30,692	12,636	14,000	10,000	12,000
	Revenue Total	30,692	13,448	28,342	10,000	12,000
	Expenditure Total	30,692	12,636	14,000	10,000	12,000
	Net Total	(0)	812	14,342	0	0

* Fire Station Bond Payment $12,000

FIRE DEPARTMENT

FY 2020-2021

The Mission of the South Weber City Fire Department is to protect lives, preserve property and stabilize incidents involving fire, medical emergencies and other dangerous conditions. The South Weber City Fire Department is dedicated to sustaining the health, safety, and wellness of the residents of South Weber City.

The Fire Departments Core Values are:
To **Prepare** effectively for Fire and Emergency Medical Response (EMS).
To **Engage** in bettering the community we serve.
To **Affect** the lives of those we serve in a positive manner.
To **Respond** professionally always.
To **Live** and uphold the oath of which we are sworn.

The South Weber City Fire Department is a full-time department operated by a part-time staff with a geographic response area of the city, that includes Highway 89, Interstate 84, and the Weber Basin Job Corps. The South Weber City Fire Department is committed to the assistance of neighboring cities, counties, and Hill Air Force Base through mutual aid agreements.

FIRE

10-57-120	Part-time Employee Wages		405,000
	Chief, 3 Captains, Emts & Firefighters - 11 FTE		
10-57-131	Employee Benefit-Employer FICA		31,000
10-57-133	Employee Benefit - Work. Comp.		16,000
10-57-134	Employee Benefit - UI		3,000
10-57-137	Employee Testing		1,000
10-57-140	Uniforms		8,500
10-57-210	Books, Subscriptions, and Memberships		1,000
	Memberships in Professional Organizations and Subscriptions		
10-57-230	Travel and Training		8,500
	Emt School	0	
	Fire Certifications & Recertifications	1,500	
	Fire Prevention	1,000	
	Outside Fire Training	5,000	
	Miscellaneous	1,000	
10-57-240	Office Supplies & Expense		2,000
	Copier Supplies, Postage, and general office supplies		
10-57-250	Equipment Supplies & Maint.		12,000
	Upkeep or repair of equip. and oper. supplies, including fuel and oil		
10-57-256	Fuel Expense		4,000
10-57-260	Building Supplies and Maint.		12,000
	Upkeep of Fire Station		
10-57-270	Utilities		5,000
	Electricity and Natural Gas expenses		
10-57-280	Telecom		5,000
	Cable, air cards and cellphone expenses		
10-57-350	Software Maintenance		8,000
	Software maintenance contracts		
	Caselle Software	800	
	Image Trend (New NFIRS software & setup)	4,900	

	ISPYFire	500	
	Crewsense	1,800	
10-57-370	Professional & Tech. Services		18,000
	Medical Director	8,000	
	Dispatch Fees	10,000	
10-57-450	Special Public Safety Supplies		25,000
	Supplies purchased which are peculiar to the Fire department.		
	Includes turnouts, hoses, EMT supplies, etc.		
10-57-530	Interest Expense - Bond		7,000
	28% Fire, 72% Recreation - (Impact Fees when available)		
10-57-550	Banking Charges		500
10-57-622	Health & Wellness Expenses		1,500
	Peer Support		
10-57-745	Equipment Costing Over $500		10,000
10-57-811	Sales Tax Rev Bond - Principal		28,000
	28% Fire, 72% Recreation		

Account No.	Account Title	2017-18 Actual	2018 - 19 Actual	2019 - 20 Estimate	2019 - 20 Budget	2020 - 21 Budget
FIRE						
10-57-120	Part-time Employee Salaries	174,139	356,881	401,319	410,000	405,000
10-57-131	Employee Benefit-Employer FICA	13,322	26,702	31,347	29,000	31,000
10-57-133	Employee Benefit - Work. Comp.	5,860	12,437	13,225	14,000	16,000
10-57-134	Employee Benefit - UI	1,000	0	5,000	5,000	3,000
10-57-137	Employee Testing	862	336	474	500	1,000
10-57-140	Uniforms	7,798	3,493	11,792	12,000	8,500
10-57-210	Books/Subscriptions/Membership	822	572	950	2,500	1,000
10-57-230	Travel and Training	12,704	10,217	8,244	12,000	8,500
10-57-240	Office Supplies & Expense	1,415	523	1,811	1,000	2,000
10-57-250	Equipment Supplies & Maint.	41,559	18,673	29,683	40,000	12,000
10-57-256	Fuel Expense	4,534	4,733	3,591	4,000	4,000
10-57-260	Building Supplies and Maint.	20,573	8,997	11,441	12,000	12,000
10-57-270	Utilities	10,911	8,066	5,611	5,000	5,000
10-57-280	Telephone	5,691	7,018	6,051	5,000	5,000
10-57-350	Software Maintenance	1,008	641	5,449	6,000	8,000
10-57-370	Professional & Tech. Services	13,078	19,141	17,122	13,000	18,000
10-57-450	Special Public Safety Supplies	56,454	53,608	23,224	25,000	25,000
10-57-530	Interest Expense - Bond	8,542	7,870	6,670	7,000	7,000
10-57-550	Banking Charges	267	317	229	500	500
10-57-622	Health & Wellness Expenses	555	131	0	1,500	1,500
10-57-745	Equipment Costing over $500	11,243	0	20,000	10,000	10,000
10-57-811	Sales Tax Rev Bond - Principal	23,240	24,640	28,000	28,000	28,000
		415,576	564,994	631,235	643,000	612,000

PLANNING AND ZONING

FY 2020-2021

South Weber City Planning and Zoning services provide for the short and long-range planning of South Weber City. Zoning services are comprised of both full-time and contracted personnel. The South Weber City Building Official is charged with assisting citizens and business groups with compliance to the City's code, standards, ordinances, and permitting process for the regulation of building construction; and working with developers and contractors through the development process for the successful achievement of their project goals. South Weber City has contracted with Barry Burton for planning services and Jones & Associates Consulting Engineers for engineering services.

Planning and Zoning

10-58-110	Full-time Employee Salaries - 2.15 FTE Public Works Director, Building Inspector and Devel. Coordinator		122,000
10-58-120	Part-time Employee Salaries 5 Planning Commission Members		4,000
10-58-130	Employee Benefit - Retirement		30,000
10-58-131	Employee Benefit-Employer FICA		10,000
10-58-133	Employee Benefit - Work. Comp.		3,000
10-58-134	Employee Benefit - UI		1,100
10-58-135	Employee Benefit - Health Ins.		23,000
10-58-137	Employee Testing		0
10-58-140	Uniforms *1.15 FTE Public Works Uniform and Cleaning costs*		1,200
10-58-210	Books/Subscriptions/Membership *Memberships in Professional Organizations and Subscriptions* Building Code books (updated every three years) ICC memberships - National, State & local		500
10-58-230	Travel and Training *Charges for conferences, educational materials, & employee travel*		6,000
	ULCT fall conf - Planning commission	1,000	
	Land Use Academy of Utah(LUAU)	800	
	Utah Land Use Institute	2,000	
	UCICC (2)	2,000	
	Iworq	200	
10-58-250	Equipment Supplies & Maint. *Upkeep or repair of equip. and oper. Supplies*		4,000
10-58-255	Vehicle Lease *Department share based on FTE*		0
10-58-256	Fuel Expense		1,000
10-58-280	Telephone		1,700

10-58-310	Professional & Tech. - Planner (Moved from Administrative Dept.)	12,500
10-58-311	Professional & Tech. - Eco Dev/ Comm Fundraising (Moved from Administrative Dept.)	0
10-58-312	Professional & Tech. - Engineer (Moved from Administrative Dept.)	60,000
10-58-319	Professional & Tech. - Subd. Review (Moved from Administrative Dept.)	80,000
10-58-325	GIS/ Mapping	15,000
10-58-350	Software Maintenance	3,000
10-58-370	Professional & Tech.	0
10-58-620	Miscellaneous General Plan Update	2,000

Account No.	Account Title	2017-18 Actual	2018 - 19 Actual	2019 - 20 Estimate	2019 - 20 Budget	2020 - 21 Budget
Planning and Zoning						
10-58-110	Full-time Employee Salaries	81,077	98,465	98,534	82,000	122,000
10-58-120	Part-time Employee Salaries	3,591	14,567	47,874	33,000	4,000
10-58-130	Employee Benefit - Retirement	15,406	19,608	24,832	20,000	30,000
10-58-131	Employee Benefit-Employer FICA	6,063	8,308	11,502	9,000	10,000
10-58-133	Employee Benefit - Work. Comp.	1,624	2,031	13,127	3,000	3,000
10-58-134	Employee Benefit - U.I.	1,000	0	1,800	1,600	1,100
10-58-135	Employee Benefit - Health Ins.	12,394	15,147	9,641	10,000	23,000
10-58-137	Employee Testing	65	228	180	0	0
10-58-140	Uniforms	502	1,522	1,151	900	1,200
10-58-210	Books/Subscriptions/Membership	600	40	475	1,500	500
10-58-230	Travel & Training	1,213	1,325	4,294	5,000	6,000
10-58-250	Equipment Supplies & Maint.	5,691	6,730	4,145	4,000	4,000
10-58-255	Vehicle Lease	8,799	0	0	0	0
10-58-256	Fuel Expense	724	1,173	900	1,000	1,000
10-58-280	Telephone	0	1,085	1,530	0	1,700
10-58-310	Professional & Tech. - Planner	13,954	11,560	13,700	12,000	12,500
10-58-312	Professional & Tech. - Engineer	59,285	66,589	82,648	60,000	60,000
10-58-319	Professional & Tech. - Subd. Reviews	89,584	69,359	55,309	80,000	80,000
10-58-325	GIS/ Mapping	0	0	0	0	15,000
10-58-350	Software Maintenance	2,459	3,259	2,880	3,000	3,000
10-58-370	Professional & Tech. Services	1,228	946	0	0	0
10-58-620	Miscellaneous	202	0	1,977	2,000	2,000
		305,459	321,941	376,500	328,000	380,000

STREETS

FY 2020-2021

The South Weber City Streets Department oversees the maintenance of the city's streets, public rights of way, and safeguards the streets to be free from hazards. The Streets Department is accountable for maintaining the specific street and roadway certification levels of city employees to ensure that contemporary best practices are implemented and observed for the delivery of safe transportation. The Streets Department provides motorists travelling in South Weber City with safe roadways by means of snow removal and hazard free rights of way. In the 2018 – 2019 budget, the Transportation Utility Fund (TUF) was created for maintaining street infrastructure. Many of the previous costs associated with the Street Department and Class "C" budgets are now in the Transportation Utility Fund (TUF).

STREETS

10-60-110	Full-Time Employee Salaries - .75 FTE		48,000
10-60-120	Part-Time Employee Salaries - .77 FTE		20,000
10-60-130	Employee Benefit - Retirement		12,000
10-60-131	Employee Benefit-Employer FICA		5,200
10-60-133	Employee Benefit - Work. Comp.		2,000
10-60-134	Employee Benefit - UI		600
10-60-135	Employee Benefit - Health Ins.		8,000
10-60-137	Employee Testing		500
10-60-140	Uniforms		800
	.75 *FTE Public Works Uniform and Cleaning costs*		
10-60-230	Travel and Training		2,000
	Charges for conferences, educational materials, & employee travel		
	Road School	1,500	
	Misc.	500	
10-60-250	Equipment Supplies & Maint.		6,000
	Upkeep or repair of equip. and oper. Supplies		
10-60-255	Vehicle Lease		0
	Department share based on FTE		
10-60-256	Fuel Expense		5,000
10-60-260	Buildings & Grounds - Shop		5,000
	33% of Shop building and grounds maintenance		
10-60-271	Utilities - Street Lights		60,000
	Power & Repair		
10-60-312	Professional & Tech. - Engineer		20,000
	New Development	20,000	
10-60-325	GIS/ Mapping		10,000

10-60-350	Software Maintenance *Software maintenance contracts*		3,000
10-60-370	Professional & Tech. Services Other	 900	900
10-60-410	Special Highway Supplies Sweeping (3 times a year) Barricades Repairs		15,000
10-60-411	Snow Removal		35,000
10-60-415	Mailboxes and Street Signs *Developer paid mailboxes and signs*		10,000
10-60-416	Streetlights *New streetlights - both city and developer paid*		20,000
10-60-420	Weed Control		1,500
10-60-422	Crosswalk/Street Painting		5,000
10-60-424	Curb, Gutter and Sidewalk Restoration		0
10-60-550	Banking Charges *Bank charges and fees and credit card transaction fees*		500
10-60-745	Equipment		0

Account No.	Account Title	2017-18 Actual	2018 - 19 Actual	2019 - 20 Estimate	2019 - 20 Budget	2020 - 21 Budget
STREETS						
10-60-110	Full-Time Employee Salaries	43,228	41,640	44,957	39,000	48,000
10-60-120	Part-Time Employee Salaries	11,356	16,082	13,164	21,000	20,000
10-60-130	Employee Benefit - Retirement	8,624	7,854	8,645	10,000	12,000
10-60-131	Employee Benefit-Employer FICA	4,076	4,255	4,340	4,500	5,200
10-60-133	Employee Benefit - Work. Comp.	1,351	1,426	1,335	1,700	2,000
10-60-134	Employee Benefit - UI	900	0	800	800	600
10-60-135	Employee Benefit - Health Ins.	6,834	7,805	7,937	10,000	8,000
10-60-137	Employee Testing	385	225	233	0	500
10-60-140	Uniforms	1,159	928	1,102	1,000	800
10-60-230	Travel & Training	881	598	1,900	2,000	2,000
10-60-250	Equipment Supplies & Maint.	18,535	12,270	5,131	17,000	6,000
10-60-255	Vehicle Lease	8,799	0	0	0	0
10-60-256	Fuel Expense	2,728	2,346	4,568	5,000	5,000
10-60-260	Buildings & Grounds - Shop	7,416	3,376	1,975	10,000	5,000
10-60-271	Utilities - Street Lights	51,430	36,066	48,594	50,000	60,000
10-60-312	Professional & Tech. - Engineer	32,235	35,405	27,510	30,000	20,000
10-60-325	GIS/ Mapping	0	0	9,000	0	10,000
10-60-350	Software Maintenance	891	641	2,364	3,000	3,000
10-60-370	Professional & Tech. Services	531	150	800	1,000	900
10-60-410	Special Highway Supplies	9,893	27,113	13,295	15,000	15,000
10-60-411	Snow Removal Supplies	23,012	36,677	29,564	35,000	35,000
10-60-415	Mailboxes and Street Signs	0	0	0	0	10,000
10-60-416	Street Lights	0	0	0	0	20,000
10-60-420	Weed Control	11	341	1,338	2,500	1,500
10-60-422	Crosswalk/Street Painting	4,645	0	4,700	5,000	5,000
10-60-424	Curb & Gutter Restoration	0	0	0	0	0
10-60-550	Banking Charges	86	198	329	500	500
		239,006	235,396	233,580	264,000	296,000

Account No.	Account Title	2017-18 Actual	2018 - 19 Actual	2019 - 20 Estimate	2019 - 20 Budget	2020 - 21 Budget
ROAD IMPACT FEE FUND						
Revenue						
24-37-100	Interest Earnings	4,036	7,066	8,851	0	0
24-37-200	Road Impact Fees	60,632	69,865	250,247	40,000	250,000
	Total Revenue	64,668	76,931	259,098	40,000	250,000
Contributions and Transfers						
24-39-500	Contribution From Fund Balance	0	0	250,000	210,000	77,000
	Total Contributions and Transfers	0	0	250,000	210,000	77,000
Expenditures						
24-40-760	Transfers	24,011	0	500,000	250,000 *	327,000
	Total Expenditures	24,011	0	500,000	250,000	327,000
	Road Impact Fee Fund Revenue Total	64,668	76,931	509,098	250,000	327,000
	Road Impact Fee Fund Expenditure Tota	24,011	0	500,000	250,000	327,000
	Net Road Impact Fee Fund	40,657	76,931	9,098	0	0

* Transfer to Reimburse Old Fort Road project Class 'C'

This Page Intentionally left blank

PARKS DEPARTMENT

FY 2020-2021

The South Weber City Parks Fund sustains the operations and maintenance of approximately 50 acres of parks throughout the city. The Parks Department is commissioned to beautifying park land by providing the citizens with quality parks, trails, and green open spaces. It is the goal of the Parks Department to enhance each park facility with amenities that are complimentary to the enjoyment of the community; and to enhance the personal, societal, recreational, and economical benefits that affect citizens and visitors in their pursuit of peaceful, enjoyable leisure. South Weber City continues to invest in safe trails, park play equipment, and improved recreational fields that will provide enriched recreational activities for people of all ages and abilities.

PARKS

10-70-110	Full-Time Employee Salaries - 2.65 FTE		100,000
10-70-120	Part-time Employee Salaries - .3 FTE		14,000
10-70-130	Employee Benefit - Retirement		21,000
10-70-131	Employee Benefit-Employer FICA		9,000
10-70-133	Employee Benefit - Work. Comp.		4,000
10-70-134	Employee Benefit - UI		1,000
10-70-135	Employee Benefit - Health Ins.		31,000
10-70-137	Employee Testing		400
10-70-140	Uniforms		2,700
	Uniform and Cleaning costs		
10-70-230	Travel & Training		4,000
	Charges for conferences, educational materials, & employee travel		
	Playground Equipment Certification (URPA)	500	
	Utah Recreation & Parks Assoc. Conference (2)	3,000	
	Sod Classes	500	
10-70-250	Equipment Supplies & Maint.		15,000
	Upkeep or repair of equipment and operating supplies		
10-70-255	Vehicle Lease		0
	Department share based on FTE		

10-70-256	Fuel Expense		5,000
10-70-260	Buildings & Grounds - Shop		5,000
	33% of Shop building and grounds improvements		
10-70-261	Grounds Supplies & Maintenance		39,000
	Upkeep and repair of park grounds and structures		
10-70-270	Utilities		8,000
	Electricity and Secondary Water expenses		
	Electricity	5,500	
	Water	2,500	
10-70-280	Telephone		1,600
10-70-312	Professional & Tech. - Engineer		20,000
10-70-350	Software Maintenance		1,000
	Software maintenance contracts		
10-70-430	Beautification and Trails		0
10-70-435	Safety Incentive Program		0
10-70-550	Banking Charges		300
	Bank charges and fees and credit card transaction fees		
10-70-626	UTA Park and Ride		15,000
	Dumpsters and trash removal, lights, snow removal and repairs		
10-70-740	Equipment Purchases		2,000
	Trailer	2,000	
	IMPACT FEE FUND		
23-40-760	Projects		390,000
	Cherry Farms Ballfield	190,000	
	Canyon Meadows Gravel Parking Lot	50,000	
	Canyon Meadows Pickleball Court	150,000	

Account No.	Account Title	2017-18 Actual	2018 - 19 Actual	2019 - 20 Estimate	2019 - 20 Budget	2020 - 21 Budget
PARKS						
10-70-110	Full-Time Employee Salaries	54,270	53,177	83,172	55,000	100,000
10-70-120	Part-time Employee Salaries	6,684	3,040	16,000	16,000	14,000
10-70-130	Employee Benefit - Retirement	10,367	9,521	14,918	14,000	21,000
10-70-131	Employee Benefit-Employer FICA	4,568	4,089	6,196	6,000	9,000
10-70-133	Employee Benefit - Work. Comp.	1,683	1,380	1,886	3,000	4,000
10-70-134	Employee Benefit - UI	800	0	2,000	2,000	1,000
10-70-135	Employee Benefit - Health Ins.	10,786	17,201	17,559	33,000	31,000
10-70-137	Employee Testing	146	501	200	0	400
10-70-140	Uniforms	1,232	2,240	2,713	1,600	2,700
10-70-230	Travel & Training	560	52	1,728	2,500	4,000
10-70-250	Equipment Supplies & Maint.	10,324	11,978	14,663	9,000	15,000
10-70-255	Vehicle Lease	0	0	0	0	0
10-70-256	Fuel Expense	6,445	3,991	3,831	5,000	5,000
10-70-260	Buildings & Grounds - Shop	217	194	0	10,000	5,000
10-70-261	Grounds Supplies & Maintenance	16,978	34,148	39,240	35,000	39,000
10-70-270	Utilities	12,821	5,534	9,170	8,000	8,000
10-70-280	Telephone	0	308	1,534	0	1,600
10-70-312	Professional & Tech. - Engineer	13,085	19,835	24,891	20,000	20,000
10-70-350	Software Maintenance	523	641	734	600	1,000
10-70-430	Beautification and Trails	7,516	0	3,500	2,000	0
10-70-550	Banking Charges	267	198	259	300	300
10-70-626	UTA Park and Ride	10,891	17,639	14,251	15,700	15,000
10-70-740	Equipment	0	33,564	0	1,300	2,000
		170,162	219,230	258,446	240,000	299,000

Account No.	Account Title	2017 - 18 Actual	2018 - 19 Actual	2019 - 20 Estimate	2019 - 20 Budget	2020 - 21 Budget
PARK IMPACT FEE FUND						
Revenue						
23-37-100	Interest Earnings	1,744	7,561	12,071	1,000	1,000
23-37-200	Park Impact Fees	130,707	210,368	225,008	80,000	225,000
	Total Revenue	132,450	217,930	237,079	81,000	226,000
Contributions and Transfers						
23-39-500	Contribution From Fund Balance	0	0	79,000	79,000	164,000
	Total Contributions and Transfers	0	0	79,000	79,000	164,000
Expenditures						
23-40-760	Transfers	2,996	0	160,000	160,000	390,000
	Total Expenditures	2,996	0	160,000	160,000	390,000
	Park Impact Fee Fund Revenue Total	132,450	217,930	316,079	160,000	390,000
	Park Impact Fee Fund Expenditure Total	2,996	0	160,000	160,000	390,000
	Net Total Park Impact Fee Fund	129,455	217,930	156,079	0	0

CAPITAL PROJECTS FUND

FY 2020-2021

The Capital Projects Fund was created as a mechanism to provide for the purchase or construction of capital assets valued at $10,000.00 or more where the asset life is more than 3 years, and the item is capitalized or depreciated. The most common types of capital projects are infrastructural: parks, streets, facilities, heavy equipment, and/or the purchase of land. Capital projects are financed by public funds, bonds, grants, loans, existing cash reserves, and impact fees as determined and directed by the South Weber City Council.

Account No.	Account Title	2017-18 Actual	2018-19 Actual	2019 - 20 Estimate	2019 - 20 Budget	2020 - 21 Budget
CAPITAL PROJECTS						
REVENUES						
45-31-300	Sales Tax	600,000	330,000	200,000	200000	171000
45-33-400	State Grants	0	0	360,000	0	0
45-34-270	Developer Pmts for Improvements	0	0	257,500	827,000	110,000
45-34-440	Contributions	0	0	0	241,600	0
45-34-445	Contributions - Restricted	1,079	0	0	0	0
45-36-100	Interest Income	18,132	25,154	12,894	8,000	10,000
45-36-110	Gain on Sale of Assets	0	1,890	0	0	0
45-39-389	Fund Balance to be Appropriated	0	0	1,000,000	824,400	999,000
45-39-470	Transfer from General Fund	8,500	0	0	0	0
45-39-800	Transfer from Impact Fees	22,623	0	500,000	395,000 *	717,000
45-39-810	Transfer from Class "C"	0	377,334	788,000	500,000	0
		650,334	734,378	3,118,394	2,996,000	2,007,000

* Park Impact $390,000
* Road Impact $327,000

CAPITAL PROJECTS

45-43-730	Administration - Improvements Other than Buildings		35,000
	Audio/video upgrade in City Council chambers	35,000	
45-57-740	Fire - Purchase of Equipment		120,000
	Power Lift Gurney	35,000	
	Restrict additional for vehicle replacement	85,000	

45-60-710	Streets - Land		800,000
	Public Works Shop	800,000	
45-60-730	Streets - Improvements Other than Buildings		210,000
	Street Light Installation	210,000	
45-60-740	Streets - Purchase of Equipment		125,000
	Tractor and Attachments - Replacement	75,000	
	Survey & Master site layout - Public Works Shop	50,000	
45-70-730	Parks - Improvements Other than Buildings		390,000
	Cherry Farms Ballfield	190,000	
	Canyon Meadows Gravel Parking Lot	50,000	
	Canyon Meadows Pickleball Court	150,000	

Account No.	Account Title	2017-18 Actual	2018 - 19 Actual	2019 - 20 Estimate	2019 - 20 Budget	2020 - 21 Budget
CAPITAL PROJECTS						
45-43-730	Admin. - Improv. Other than Bldgs.	0	0	0	0	35,000
45-43-740	Admin. - Purchase of Equipment	0	10,950	0	0	0
45-57-720	Fire - Buildings	0	0	22,825	30,000	0
45-57-740	Fire - Purchase of Equipment	274,094	270,009	85,000	85,000	120,000
45-60-710	Streets - Land	0	0	0	0	800,000
45-60-720	Streets - Buildings	5,050	5,150	800,000	800,000	0
45-60-730	Streets - Improv. Other than Bldgs.	571,469	501,868	1,677,758	1,702,000	210,000
45-60-740	Streets - Purchase of Equipment	0	261,372	0	34,000	125,000
45-70-730	Parks - Improv. Other than Bldgs.	36,215	11,772	223,887	220,000	390,000
45-70-740	Parks - Purchase of Equipment	0	95,245	123,231	125,000	0
	Contribution to Fund Balance			0	0	327,000
		886,827	1,156,365	2,932,701	2,996,000	2,007,000

RECREATION FUND

FY 2020-2021

The mission of the Recreation Department is to enrich the lives of the residents of South Weber City by promoting, developing, and maintaining recreational activities that afford children and adults with opportunities for growth, health, happiness, and personal development. The Recreation Department offers welcoming facilities, exercise equipment, and a variety of indoor and outdoor athletic programs for all ages. The South Weber City Recreation Department values citizen involvement and continues to establish a strong sense of community through the development of the social, cultural, and physical well-being of the City's residents and their visitors.

The Recreation Department maintains 8 athletic fields that are used for Soccer, Flag Football, Lacrosse, T-Ball, and Softball, and 6 Baseball Diamonds. The Family Activity Center offers an indoor track, weight room, full size basketball court, and auxiliary programs of Yoga, Jump Rope, Tumbling, Karate, Hula Dancing, and Zumba classes to meet the interests and desires of the citizens of the community and their visitors. These programs offer a wide range of activities for all ages.

Account No.	Account Title	2017-18 Actual	2018-19 Actual	2019 - 20 Estimate	2019 - 20 Budget	10 Budget
RECREATION						
RECREATION REVENUE						
20-34-720	Rental - Activity Center	9,322	9,905	9,362	10,000	9,000
20-34-750	Recreation Fees	0	0	0	0	0
20-34-751	Membership Fees	20,873	21,249	17,271	20,000	19,000
20-34-752	Competition Basketball	17,244	16,685	17,715	17,000	17,000
20-34-753	Misc. Revenue	2,179	4,026	2,060	1,000	1,000
20-34-754	Competition Baseball	580	300	505	0	500
20-34-755	Basketball	13,381	14,250	13,471	14,000	13,000
20-34-756	Baseball & Softball	10,363	8,024	7,500	7,500	7,500
20-34-757	Soccer	10,891	11,990	8,490	8,000	8,000
20-34-758	Flag Football	3,940	5,001	3,450	4,500	3,500
20-34-759	Volleyball	1,660	1,065	1,330	2,000	1,500
20-34-760	Wrestling	0	0	2,010	2,000	2,000
20-34-841	Gravel Pit Fees	23,417	66,246	61,000	55,000	60,000
20-36-895	Rental of Uniforms and Equip	0	0	0	1,500	0
Total Recreation Fee Revenue:		113,850	158,741	144,164	142,500	142,000
20-37-100	Interest Earnings	6,185	8,330	8,002	3,000	6,000
Contributions & Transfers						
20-39-470	Transfer from General Fund	37,500	0	97,500	97,500	70,000
20-39-800	Transfer from Recreation Impact Fees	677	94,465	94,000	66,000	90,000
	Contribution from Fund Balance			0	4,000	0
	Total Contributions & Transfers:	38,177	94,465	191,500	167,500	160,000
	Total Fund Revenues	158,211	261,535	343,666	313,000	308,000

RECREATION FUND

RECREATION EXPENDITURES

20-71-110	Full-time Salaries *Recreation Director*		56,000
20-71-120	Part-time Salaries - 1.6 FTE *5 Employees*		43,000
20-71-130	Employee Benefit - Retirement		12,000
20-71-131	Employee Benefit-Employer FICA		7,500
20-71-133	Employee Benefit - Work. Comp.		2,000
20-71-134	Employee Benefit - UI		1,000
20-71-135	Employee Benefit - Health Ins.		11,000
20-71-137	Employee Testing		200
20-71-230	Travel and Training *Charges for conferences, educational materials, & employee travel*		1,500
	Utah Rec & Parks Association Conference	1,000	
	ULCT Conferences	300	
	Other	200	
20-71-240	Office Supplies and Expense *Copier Supplies, Postage, and general office supplies*		1,000
20-71-241	Materials & Supplies *Towel Service*		2,000
20-71-250	Equipment Supplies & Maint. *Upkeep or repair of equipment and operating supplies* Weight Equipment		1,000
20-71-256	Fuel Expense		200
20-71-262	General Government Buildings *Upkeep of building and floor resurfacing*		2,000
20-71-270	Utilities *Electricity and Natural Gas expenses*		6,000
20-71-280	Telephone		4,000
20-71-331	Community Events Daddy/Daughter		3,500

	Halloween	
20-71-350	Software Maintenance *Software maintenance contracts*	800
20-71-480	Basketball *Jr. Jazz program - 300 participants*	11,000
20-71-481	Baseball & Softball *T-ball, Coach Pitch, Machine Pitch, baseball & softball - 250 participants*	7,000
20-71-482	Soccer *Pre-kindergarten to 4th grade; 300 participants*	4,000
20-71-483	Flag Football *1st to 9th grade, co-educational - 110 participants*	2,500
20-71-484	Volleyball *Girls 3rd to 9th grade - 70 participants*	1,500
20-71-485	Summer Fun *Citizen participation at Roy City Aquatics Center - 1200 participants*	2,000
20-71-486	Sr Luncheon *Held 6 times a year - 21 Participant per luncheon*	1,500
20-71-488	Competition Basketball	9,000
20-71-489	Competition Baseball	300
20-71-491	Fly Fishing	1,000
20-71-492	Wrestling	2,000
20-71-530	Interest Expense - Bond 28% Fire, 72% Recreation	17,000
20-71-550	Banking Charges *Bank charges and fees and credit card transaction fees*	800
20-71-610	Miscellaneous	700
20-71-625	Cash Over and Short	0
20-71-740	Equipment Rental of Exercise Equipment	5,000
20-71-811	Sales Tax Rev Bond - Principal 28% Fire, 72% Recreation	72,000
20-71-900	Increase in Fund Balance	0
20-71-915	Transfer to Admin Svcs	16,000

Account No.	Account Title	2017-18 Actual	2018 - 19 Actual	2019 - 20 Estimate	2019 - 20 Budget	2020 - 21 Budget
RECREATION						
20-71-110	Full-Time Employee Salaries	47,974	50,837	54,109	54,000	56,000
20-71-120	Part-time Employees Salaries	37,695	33,601	41,175	51,000	43,000
20-71-130	Employee Benefit - Retirement	9,098	9,273	9,924	11,000	12,000
20-71-131	Employee Benefit-Employer FICA	6,461	6,497	7,487	8,000	7,500
20-71-133	Employee Benefit - Work. Comp.	1,696	2,232	1,762	2,000	2,000
20-71-134	Employee Benefit - Unemployment Ins.	1,300	0	2,000	2,000	1,000
20-71-135	Employee Benefit - Health Ins.	8,399	8,594	9,156	11,000	11,000
20-71-137	Employee Testing	356	410	324	200	200
20-71-230	Travel & training	720	1,183	1,450	1,500	1,500
20-71-240	Office Supplies and Expense	623	751	877	1,000	1,000
20-71-241	Materials & Supplies	1,128	1,583	1,547	2,000	2,000
20-71-250	Equipment Supplies & Maint.	472	1,459	820	1,000	1,000
20-71-256	Fuel Expense	308	295	116	200	200
20-71-262	General Government Buildings	1,907	330	731	4,000	2,000
20-71-270	Utilities	8,416	4,002	6,794	7,000	6,000
20-71-280	Telephone	3,316	3,571	2,797	4,000	4,000
20-71-331	Community Events	1,442	1,106	938	1,500	3,500
20-71-340	Program Officials	0	0	0	0	0
20-71-350	Software Maintenance	1,008	641	764	700	800
20-71-480	Basketball	10,686	10,804	11,180	11,000	11,000
20-71-481	Baseball & Softball	6,225	6,781	6,269	7,000	7,000
20-71-482	Soccer	3,419	5,035	1,723	4,500	4,000
20-71-483	Flag Football	2,221	2,817	1,402	3,000	2,500
20-71-484	Volleyball	1,185	935	949	2,000	1,500
20-71-485	Summer Fun	700	1,792	1,988	2,000	2,000
20-71-486	Sr Luncheon	1,434	1,280	1,484	1,500	1,500
20-71-487	Knight's Football	0	0	0	0	0
20-71-488	Competition Basketball	8,192	7,883	8,559	9,000	9,000
20-71-489	Competition Baseball	197	167	0	300	300
20-71-491	Fly Fishing	0	0	0	1,000	1,000
20-71-492	Wrestling	0	0	2,000	2,000	2,000
20-71-530	Interest Expense	21,966	20,236	16,304	17,000	17,000
20-71-550	Banking Charges	898	1,236	733	800	800
20-71-610	Miscellaneous	1,106	503	586	800	700
20-71-625	Cash Over and Short	(15)	0	0	0	0
20-71-740	Equipment	962	501	0	1,000	5,000
20-71-811	Bond Principal	59,760	63,360	0	72,000	72,000
20-71-915	Transfer to Admin Svs	19,500	15,500	8,000	16,000	16,000
		270,757	265,194	203,946	313,000	308,000

Account No.	Account Title	2017-18 Actual	2018 - 19 Actual	2019 - 20 Estimate	2019 - 20 Budget	2020 - 21 Budget
RECREATION IMPACT FEE FUND						
Revenue						
27-34-200	Recreation Impact Fees	73,392	76,442	90,882	65,000	70,000
	Total Source: 34:	73,392	76,442	90,882	65,000	70,000
27-37-100	Interest Earnings	1,581	850	810	1,000	1,000
	Total Revenue	74,973	77,292	91,692	66,000	71,000
Contributions and Transfers						
27-39-500	Contribution From Fund Balance	0	0	0	0	0
	Total Contributions and Transfers	0	0	0	0	0
Expenditures						
27-80-800	Transfers	69,800	94,465	92,000	66,000	71,000
	Total Expenditures	69,800	94,465	92,000	66,000	71,000
	Recreation Impact Fee Fun Revenue Tot	74,973	77,292	91,692	66,000	71,000
	Recreation Impact Fee Fund Expenditur	69,800	94,465	92,000	66,000	71,000
	Net Total Park Impact Fee Fund	5,173	-17,173	(308)	0	0

TRANSPORTATION UTILITY FUND

FY 2020-2021

In 1937, The Utah State Legislature established a funding program called the Class "B" (counties) & "C" (municipalities) as a means of assisting counties and municipalities for the improvement of roads and streets throughout the state. These Funds differ from ordinary local revenues inasmuch as they are subject to administrative direction by the State in accordance with legislative provision. The Utah Department of Transportation (UDOT) B & C Regulations Document designates the regulations which are acceptable to the Utah Department of Transportation (UDOT) in the administration of funds for counties, cities, and towns provided for by the Utah Legislature.

In 2016, the State Legislature passed House Bill 362 that provided an increase to the Class "B" & "C" funds called the Proposition 1 Local Option Sales [Gas] Tax. This additional funding authorized counties to enact a 0.25% general sales tax from the sales of fuel. Roads and streets that are eligible for Class "B" and "C", including Proposition 1 funding, must be under the jurisdiction and control of a county or municipality. In order to qualify for Class "B" & "C", including Proposition 1 road money, maintenance eligible roads and streets must be maintained to a minimum standard or higher.

Recognizing the current condition of the City's roads and the need for continual maintenance and preservation, on June 20, 2017, the Mayor and City Council adopted a Transportation Utility Fee. The City Council also created this Transportation Utility Fund. The Transportation Utility Fee funds are restricted monies to be used for the sole purpose of the preservation, maintenance, and operations of South Weber City owned public roads. Funds originating from the Transportation Utility Fee shall be expended in accordance with the priorities indicated in the South Weber City Streets Capital Facilities Plan, the current remaining service life of roads, and/or as directed by the South Weber City Council.

Account No.	Account Title	2017-18 Actual	2018-19 Actual	2019 - 20 Estimate	2019 - 20 Budget	2020 - 21 Budget
TRANSPORTATION UTILITY						
MISCELLANEOUS REVENUE						
56-36-100	Interest Earnings	8,770	3,289	4,686	1,000	3,000
	Total Miscellaneous Revenue:	8,770	3,289	4,686	1,000	3,000
TRANSPORTATION UTILITY REVENUE						
56-31-305	Transportation - Local Option	57,797	75,784	94,071	62,000	85,000
56-33-560	Class "C" Road Fund Allotment	0	0	(0)	211,500	80,000
56-34-270	Developer Pmts for Improv	0	0	13,500	13,500	118,000
56-37-800	Transportation Utility Fee	125,524	258,091	400,919	380,000	400,000
	Total Transportation Utility Revenue:	183,321	333,875	508,490	667,000	683,000
CONTRIBUTIONS AND TRANSFERS						
	Contribution From Fund Balance	0	0	0	110,000	50,000
56-39-500	Contribution From Fund Bal - Class C	0	0	0	0	0
	Total Contributions and Transfers	0	0	0	110,000	50,000
		192,091	337,164	513,176	778,000	736,000

Transportation Utility Fund

56-76-312	Professional & Tech. - Engineer		18,000
56-76-424	Curb & Gutter Restoration		50,000
56-76-425	Street Maintenance		0
56-76-730	Street Projects		668,000
	City Projects	550,000	
	New Subdivision chip seal (paid by developers)	118,000	

Account No.	Account Title	2017-18 Actual	2018 - 19 Actual	2019 - 20 Estimate	2019 - 20 Budget	2020 - 21 Budget
TRANSPORTATION UTILITY						
56-76-312	Professional & Tech. - Enginr	28,948	35,348	12,545	18,000	18,000
56-76-410	Special Highway Supplies	3,488				
56-76-424	Curb & Gutter Restoration	140	4,073	0	50,000	50,000
56-76-425	Street Sealing	0	106,949	255,000	400,000	0
56-76-730	Street Projects	32,418	206,290	304,260	310,000	668,000
56-76-990	Contribution to Fund Balance	0	0		0	0
		64,993	352,659	571,805	778,000	736,000

This Page Intentionally left blank

WATER UTILITY FUND

FY 2020-2021

The South Weber City Water Utility Fund is comprised of three fundamental areas of service:
1) Supply: administer water samples for safe consumption, manage reserves, and facility storage; 2) Distribution: maintains the appropriate quality, quantity, and pressure of the water system, including pipes and valves; and 3) Utility: meter reading, billing, and leak detection. The planning and engineering personnel oversee the long-range planning, design, and construction management of the water system improvements and extensions.

The City currently maintains 43.5 miles of pipe, 2,100 existing residential connections (ERC's), 4 water reservoirs, over 700 water valves, over 350 fire hydrants and conducts an average of 30 water samples per month to ensure the quality of safe drinking water. South Weber City progressively and continuously researches and implements the most efficient and effective methods for constructing and maintaining the City's culinary water system to meet the requirements of the Utah Clean Water Act (UCWA) and the Federal Safe Drinking Water Act (FSDWA).

Secondary water is provided by four third party agencies based on the geographical location of a residence or commercial development. Secondary water is not provided by the City and is not considered a part of South Weber City's water infrastructure.

Account No.	Account Title	2017-18 Actual	2018-19 Actual	2019 - 20 Estimate	2019 - 20 Budget	2020 - 21 Budget
WATER UTILITY FUND						
WATER UTILITIES REVENUE						
51-37-100	Water Sales	1,068,384	1,434,772	1,415,450	1,500,000	1,400,000
51-37-105	Water Connection Fee	23,296	24,910	38,345	16,000	20,000
51-37-130	Penalties	44,505	40,940	41,085	39,000	40,000
Total Water Utilities Revenue:		1,136,184	1,500,622	1,494,880	1,555,000	1,460,000
MISCELLANEOUS						
51-34-270	Developer Payments for Improvements	0	0	310,000	0	2,200,000
51-36-100	Interest Earnings	24,148	50,055	55,591	15,000	17,000
51-36-300	Sundry Revenues	3,475	3,050	2,550	0	0
51-38-920	Gain Loss Sale of Assets	0	24,000	0	0	0
Total Miscellaneous		27,623	77,105	368,141	15,000	2,217,000
CONTRIBUTIONS AND TRANSFERS						
51-38-820	Transfer from Water Impact Fd	107,365	71,579	110,000	110,000	125,000
51-38-910	Capital Contributions	165,523	44,119	20,000	20,000	0
51-39-500	Contribution from Fund Balance	0	0	0	1,064,000	838,000
Total Contributions and Transfers:		272,888	115,698	130,000	1,194,000	963,000
		1,436,695	1,693,424	1,993,021	2,764,000	4,640,000

WATER UTILITY

51-40-110	Full-Time Employee Salaries - 2.0 FTE	107,000
51-40-120	Part-time Employee Salaries	0
51-40-130	Employee Benefit - Retirement	25,000
51-40-131	Employee Benefit-Employer FICA	9,000
51-40-133	Employee Benefit - Work. Comp.	4,000
51-40-134	Employee Benefit - UI	900
51-40-135	Employee Benefit - Health Ins.	31,000
51-40-140	Uniforms	2,000
	2.0*FTE Public Works Uniform and Cleaning costs*	

51-40-210	Books/Subscriptions/Membership		3,000
	Memberships in Professional Organizations and Subscriptions		
	Rural Water Users of Utah	2200	
	APWA	50	
	AWWA	350	
	Cross-Control Certification	400	
51-40-230	Travel		1,500
	Charges for conferences, educational materials, & employee travel		
	Rural Water Conference		
	Backflow Technician Certification		
	Other local classes		
51-40-240	Office Supplies & Expense		1,600
	Copier Supplies, Postage, and general office supplies		
51-40-250	Equipment Supplies & Maint.		10,000
	Upkeep or repair of equip. and oper. Supplies		
51-40-255	Vehicle Lease		0
51-40-256	Fuel Expense		5,000
51-40-260	Buildings & Grounds		5,000
	33% of Shop building and grounds maintenance		
51-40-270	Water - Power & Pumping		14,000
51-40-280	Telephone and wireless		2,000
51-40-311	Professional/Technical		2,000
	Bond disclosure preparation and submission		
51-40-312	Professional/Technical-Engineering		10,000
	Engineering Services including GIS		
51-40-315	Professional/Technical - Auditor		0
51-40-325	GIS/ Mapping		5,000
51-40-350	Software Maintenance		8,000
	Software maintenance contracts		
	Master Meter		
	IWorq		
	Caselle		
	Win-911		

	LogMeIn		
51-40-370	Utility Billing Services *% of services associated with the billing and collection of utility accounts*		14,000
51-40-480	Special Water Supplies *Testing supplies and costs to insure water quality* Chemtech-Ford Davis County Health		3,000
51-40-481	Water Purchases *Culinary water purchased from Weber Basin*		350,000
51-40-485	Fire Hydrant Update *Replace 6 per year for the next 3 years.*		50,000
51-40-490	Water O & M Charge *Water system supplies and maintenance.*		1,000
51-40-530	Interest Expense *Interest payment on Bond*		121,000
51-40-550	Banking Charges *Bank charges and fees and credit card transaction fees*		4,000
51-40-650	Depreciation		235,000
51-40-720	Meter Replacements *Replace 400 meters*		100,000
51-40-811	Bond - Principal *Principal payment on bond*		95,000
51-80-512	Contributions		0
51-40-730	Improvements other than Buildings		3,115,000
	East Bench Transmission Line	2,415,000	
	Cottonwood Drive upgrade	700,000	
51-40-740	Equipment		200,000
	Metering and SCADA	200000	
51-40-750	Vehicles		45,000
51-40-900	Contribution to Fund Balance		0
51-40-915	Transfer to Admin Svs		61,000

Account No.	Account Title	2017-18 Actual	2018 - 19 Actual	2019 - 20 Estimate	2019 - 20 Budget	2020 - 21 Budget
WATER						
51-40-110	Full-Time Employee Salaries	88,699	85,241	101,739	96,000	107,000
51-40-120	Part-time Employee Salaries	0	0	0	0	0
51-40-130	Employee Benefit - Retirement	18,804	17,859	19,478	23,000	25,000
51-40-131	Employee Benefit-Employer FICA	8,201	6,686	7,784	8,000	9,000
51-40-133	Employee Benefit - Work. Comp.	2,298	2,527	2,768	3,000	4,000
51-40-134	Employee Benefit - UI	1,000	0	1,400	1,400	900
51-40-135	Employee Benefit - Health Ins.	20,867	23,915	23,704 *	36,000	31,000
51-40-137	Employee Testing	0	291	0	0	0
51-40-140	Uniforms	674	1,084	1,394	900	2,000
51-40-210	Books/Subscriptions/Membership	2,360	1,760	1,600	1,600	3,000
51-40-230	Travel & Training	2,077	3,146	1,400	1,500	1,500
51-40-240	Office Supplies & Expense	1,789	958	1,493	1,800	1,600
51-40-250	Equipment Supplies & Maint.	8,725	11,501	7,550	25,000	10,000
51-40-256	Fuel Expense	2,050	2,892	4,703	2,000	5,000
51-40-260	Buildings & Grounds	0	0	1,130	10,000	5,000
51-40-270	Utilities	17,289	11,404	14,082	24,000	14,000
51-40-280	Telephone	2,352	2,060	2,132	2,000	2,000
51-40-312	Professional/Technical-Engineering	25,015	19,069	6,904	70,000	10,000
51-40-318	Professional/Technical	86,298	576	2,200	2,200	2,000
51-40-325	GIS/ Mapping	0	0	3,000	0	5,000
51-40-350	Software Maintenance	4,924	16,593	7,561	7,000	8,000
51-40-370	Utility Billing Services	10,766	11,490	13,364	11,000	14,000
51-40-480	Special Water Supplies	10,449	4,520	2,409	7,000	3,000
51-40-481	Water Purchases	262,416	277,632	315,682	313,000	350,000
51-40-485	Fire Hydrant Update	51,539	0	50,000	50,000	50,000
51-40-490	O & M Charge	91,741	51,963	95,544	74,000	1,000
51-40-495	Meter Replacements	40,736	39,848	39,886	50,000	100,000
51-40-530	Interest Expense	110,875	105,222	119,239	120,600	121,000
51-40-550	Banking Charges	4,868	5,075	2,381	7,000	4,000
51-40-650	Depreciation	203,522	217,883	235,000	235,000	235,000
51-40-811	Bond - Principal	85,000	95,000	95,000	95,000	95,000
51-40-730	Improv. Other than Buildings	39,910	246,420	937,276	1,130,000	3,115,000
51-40-740	Equipment	90,623	94,750	74,558	250,000	200,000
51-40-750	Capital Outlay - Vehicles	0	0	0	45,000	45,000
51-40-915	Transfer to Admin Svs	68,900	59,000	61,000	61,000	61,000
	Transfer to Reserve for Replacement					
		1,364,769	1,416,364	2,253,358	2,764,000	4,640,000

Account No.	Account Title	2016-17 Actual	2017 - 18 Actual	2018 - 19 Actual	2019 - 20 Estimate	2019 - 20 Budget	2020 - 21 Budget
WATER IMPACT FEE FUND							
Revenue							
26-37-100	Interest Earnings	3,170	2,816	1,934	2,960	1,000	1,000
26-37-200	Water Impact Fees	54,640	104,126	126,604	140,095	100,000	120,000
	Total Revenue	57,810	106,942	128,538	143,055	101,000	121,000
Contributions and Transfers							
26-39-500	Contribution From Fund Balance	0	0	0	69,000	69,000	4,000
Expenditures							
26-40-760	Projects	4,565	0	0	0	0	0
26-80-800	Transfers	302,904	107,338	71,579	150,000	170,000	125,000
	Contribution to Fund Balance	0	0	0	0	0	0
	Water Impact Fee Fund Revenue Total	57,810	106,942	128,538	212,055	170,000	125,000
	Water Impact Fee Fund Expenditure Total	307,469	107,338	71,579	150,000	170,000	125,000
	Net Total Water Impact Fee Fund	-249,658	-396	56,959	62,055	0	0
	Bond Payment	75,000					

SEWER UTILITY FUND

FY 2020-2021

The South Weber City Sewer Utility Fund supports the maintenance, operations, and infrastructural needs of the sewer system. The planning and engineering personnel oversee the long-range planning, design, and construction management of the sewer system improvements and extensions. South Weber City is contracted with the Central Weber Sewer Improvement District for the treatment of wastewater.

South Weber City maintains 2,100 sewer laterals, 630 manholes, 30 miles of sewer main lines. The City is progressively and continuously researching and implementing the most efficient and effective methods for constructing and maintaining the City's sanitary sewer system in accordance with the Utah Sewer Management Program (USMP).

Account No.	Account Title	2017-18 Actual	2018-19 Actual	2019 - 20 Estimate	2019 - 20 Budget	2020 - 21 Budget
SEWER UTILITY FUND						
MISCELLANEOUS REVENUE						
52-36-100	Interest Earnings	32,051	57,231	64,100	25,000	50,000
Total Miscellaneous Revenue:		32,051	57,231	64,100	25,000	50,000
SEWER UTILITIES REVENUE						
52-37-300	Sewer Sales	885,324	909,221	941,051	900,000	940,000
52-37-360	CWDIS 5% Retainage	10,265	11,782	16,736	10,000	10,000
Total Sewer Utilities Revenue:		895,589	921,002	957,786	910,000	950,000
CONTRIBUTIONS & TRANSFERS						
52-38-820	Transfer from Sewer Impact	124,967	55,410	180,000	150,000	237,500
52-38-910	Capital Contributions	193,960	25,880	18,000	18,000	0
52-39-500	Contribution from Fund Balance	0	0	0	858,000	568,500
Total Contributions:		318,927	81,290	198,000	1,026,000	806,000
		1,246,566	1,059,523	1,219,886	1,961,000	1,806,000

SEWER UTILITY

EXPENDITURES

52-40-110	Full-Time Employee Salaries - .85 FTE		61,000
52-40-120	Part-time Employee Salaries		0
52-40-130	Employee Benefit - Retirement		15,000
52-40-131	Employee Benefit-Employer FICA		5,000
52-40-133	Employee Benefit - Work. Comp.		2,000
52-40-134	Employee Benefit - UI		1,000
52-40-135	Employee Benefit - Health Ins.		15,000
52-40-140	Uniforms .85 *FTE Public Works Uniform and Cleaning costs*		900
52-40-230	Travel and Training *Charges for conferences, educational materials, & employee travel*		4,000
52-40-240	Office Supplies & Expense *Copier Supplies, Postage, and general office supplies*		1,000
52-40-250	Equipment Supplies & Maint. *Upkeep or repair of equip. and oper. supplies, including pump repair*		5,000
52-40-255	Vehicle Lease		0
52-40-270	Sewer - Power & Pumping		600
52-40-312	Professional/Technical-Engineering		41,000
	Engineering	6,000	
	DWQ Exception	10,000	
	CFP/IFFP/ISP	20,000	
	SSMP Update	5,000	
52-40-325	GIS/ Mapping		1,000
52-40-350	Software Maintenance		
	Software maintenance contracts		4,000
	Caselle	4,000	
52-40-370	Utility Billing Services *% of services associated with the billing and collection of utility accounts*		9,000

52-40-490	Sewer O & M Charge *Sewer system supplies and maintenance.*		35,000
52-40-491	Sewer Treatment Fee *Central Weber Sewer Improvement District charges - 4% increase*		480,000
52-40-550	Banking Charges *Bank charges and fees and credit card transaction fees*		3,500
52-40-650	Depreciation		130,000
52-40-690	Projects Upsize trunk line in Cottonwood Cove	 950,000	950,000
52-40-915	Transfer to Admin Svcs		42,000

Account No.	Account Title	2017-18 Actual	2018 - 19 Actual	2019 - 20 Estimate	2019 - 20 Budget	2020 - 21 Budget
SEWER UTILITY						
52-40-110	Full-Time Employee Salaries	46,272	41,205	47,491	44,000	61,000
52-40-120	Part-time Employee Salaries	0	0	0	0	0
52-40-130	Employee Benefit - Retirement	11,302	8,857	8,183	11,000	15,000
52-40-131	Employee Benefit-Employer FICA	5,069	3,224	4,910	4,000	5,000
52-40-133	Employee Benefit - Work. Comp.	1,266	1,018	1,016	2,000	2,000
52-40-134	Employee Benefit - UI	500	0	1,000	1,000	1,000
52-40-135	Employee Benefit - Health Ins.	9,903	6,508	5,194	14,000	15,000
52-40-140	Uniforms	233	357	776	900	900
52-40-230	Travel & Training	260	2,488	2,275	3,000	4,000
52-40-240	Office Supplies & Expense	1,112	819	993	1,000	1,000
52-40-250	Equipment Supplies & Maint.	4,401	2,790	4,266	5,000	5,000
52-40-270	Sewer - Power & Pumping	476	317	502	500	600
52-40-312	Professional/Technical-Engin	9,630	6,987	2,985	6,000	41,000
52-40-325	GIS/ Mapping	0	0	1,000	0	1,000
52-40-350	Software Maintenance	1,569	1,924	3,561	2,000	4,000
52-40-370	Utility Billing Services	7,524	8,023	8,945	7,000	9,000
52-40-490	O & M Charge	21,962	16,620	14,366	60,000	35,000
52-40-491	Sewer Treatment Fees	443,321	453,185	469,184	460,000	480,000
52-40-550	Banking Charges	4,041	3,035	2,088	4,000	3,500
52-40-650	Depreciation	121,029	129,395	130,000	130,000	130,000
52-40-690	Projects	20,752	133,358	126,000	958,000	950,000
52-40-915	Transfer to Admin Svs	32,500	40,500	41,600	41,600	42,000
52-40-990	Transfer to Fund Balance	0	0	0	0	0
	Transfer to Reserve for Replacement				206,000	
		743,122	860,612	876,335	1,961,000	1,806,000

Account No.	Account Title	2017-18 Actual	2018 - 19 Actual	2019 - 20 Estimate	2019 - 20 Budget	2020 - 21 Budget
SEWER IMPACT FEE FUND						
Revenue						
21-37-100	Interest Earnings	2,317	7,125	7,181	0	0
21-37-200	Sewer Impact Fees	280,981	301,512	394,109	150,000	400,000
	Total Revenue	283,298.40	308,637.15	401,290.06	150,000	400,000
Contributions and Transfers						
21-39-500	Contribution From Fund Balance	0	0	0	100,000	560,000
	Total Contributions and Transfers	0	0	0	100,000	560,000
Expenditures						
21-40-490	Sewer Impact Fee Projects	0	0	1,000	0	0
21-40-760	Transfer to Sewer Fund	0	55,410	158,000	250,000	* 960,000
	Total Expenditures	0	55,410	159,000	250,000	960,000
	Sewer Impact Fee Fund Revenue Total	283,298	308,637	401,290	250,000	960,000
	Sewer Impact Fee Fund Expenditure Tot	0	55,410	159,000	250,000	960,000
	Net Total Sewer Impact Fee Fund	283,298	253,227	242,290	0	0

* Transfer to Sewer Department for prior year expenditures
Upgrade Cottonwood Cove

This Page Intentionally left blank

SANITATION UTILITY FUND

FY 2020-2021

The Sanitation Utility Fund was created to aid in improving and confirming the service delivery of solid waste sanitation. The City is progressively and continuously researching and implementing the most efficient and effective methods for constructing and maintaining the City's solid waste sanitation system; to include: (1) the prevention and spread of disease; (2) the deterrence of nuisances and damage to property; and (3) the minimizing of environmental pollution. South Weber City is contracted through Robinson Waste Services, Inc. for its solid waste sanitation removal service. However, the City's personnel manage and maintain the supply and distribution of all solid waste receptacles in the city.

Account No.	Account Title	2017-18 Actual	2018-19 Actual	2019 - 20 Estimate	2019 - 20 Budget	2020 - 21 Budget
SANITATION UTILITY FUND						
MISCELLANEOUS REVENUE						
53-36-100	Interest Earnings	6,513	9,079	10,400	3,000	6,000
	Total Miscellaneous Revenue:	6,513	9,079	10,400	3,000	6,000
SANITATION UTILITIES REVENUE						
53-37-700	Sanitation Fees	351,509	359,362	461,505	450,000	450,000
	Total Sanitation Utilities Revenue:	351,509	359,362	461,505	450,000	450,000
MISCELLANEOUS						
53-38-920	Gain Loss Sale of Assets	0	0	0	0	0
	Total Miscellaneous:	0	0	0	0	0
		358,022	368,441	471,904	453,000	456,000

SANITATION UTILITY

53-40-110	Full-Time Employee Salaries - .10 FTE	4,000
53-40-120	Part-time Employee Salaries	0
53-40-130	Employee Benefit - Retirement	1,000
53-40-131	Employee Benefit-Employer FICA	300
53-40-133	Employee Benefit - Work. Comp.	100
53-40-134	Employee Benefit - UI	100
53-40-135	Employee Benefit - Health Ins.	3,000
53-40-140	Uniforms	100
53-40-240	Office Supplies & Expense	0
53-40-250	Equipment Supplies & Maint. *Purchase of 300 garbage cans*	16,000
53-40-255	Vehicle Lease	0
53-40-350	Software Maintenance *Software maintenance contracts*	2,400
53-40-370	Utility Billing Services *% of services associated with the billing and collection of utility accounts*	4,500
53-40-492	Sanitation Fee Charges *Collection and disposal fees*	396,000
53-40-550	Banking Charges Bank charges and fees and credit card transaction fees	1,000
53-40-650	Depreciation	0
53-40-915	Transfer to Admin Svs	27,500

Account No.	Account Title	2017-18 Actual	2018 - 19 Actual	2019 - 20 Estimate	2019 - 20 Budget	2020 - 21 Budget
SANITATION UTILITY						
53-40-110	Full-Time Employee Salaries	13,136	9,373	11,632	10,000	4,000
53-40-120	Part-time Employee Salaries	0	0	0	0	0
53-40-130	Employee Benefit - Retirement	2,971	2,040	2,291	3,000	1,000
53-40-131	Employee Benefit-Employer FICA	1,321	751	885	800	300
53-40-133	Employee Benefit - Work. Comp.	390	290	292	300	100
53-40-134	Employee Benefit - UI	200	0	200	200	100
53-40-135	Employee Benefit - Health Ins.	2,621	2,247	2,390	4,000	3,000
53-40-140	Uniforms	(7)	0	800	900	100
53-40-250	Equipment Supplies & Maint.	10,659	12,247	11,929	12,000	16,000
53-40-350	Software Maintenance	1,569	1,924	2,091	2,500	2,400
53-40-370	Utility Billing Services	3,277	3,544	3,958	5,000	4,500
53-40-492	Sanitation Fee Charges	297,173	299,500	341,400	385,000	396,000
53-40-550	Banking Charges	1,723	1,318	849	1,800	1,000
53-40-915	Transfer to Admin Services	9,800	26,500	27,500	27,500	27,500
53-40-900	Contribution to Fund Balance	0	0	0	0	0
		344,831	359,734	406,216	453,000	456,000

This Page Intentionally left blank

STORM DRAIN UTILITY FUND

FY 2020-2021

The Storm Water Utility Fund certifies that the discharge of storm water pollutants is eliminated. The City is progressively and continuously researching and implementing the most efficient and effective methods for constructing and maintaining the City's storm water system in accordance with Utah Pollutant Discharge Elimination System (UPDES), National Pollutant Discharge Elimination System (NPDES), and the execution of the City's Municipal Storm Water System (MS4) permit.

The planning and engineering personnel oversee the long-range planning, design, and construction management of the storm water system improvements and extensions. South Weber City maintains 10 detention basins, 621 manhole basins, and 530 storm drain grates. Many of the City's detention basins have a joint use where they are also utilized for recreation and athletic programs.

The Public Works Department's mission is to aid in improving the quality of life for the residents of South Weber by working proactively as a team. This is also accomplished as we research and implement the most efficient and effective methods for constructing and maintaining the City's storm sewer system.

Account No.	Account Title	2017-18 Actual	2018-19 Actual	2019 - 20 Estimate	2019 - 20 Budget	2020 - 21 Budget
STORM DRAIN						
MISCELLANEOUS REVENUE						
54-33-400	State Grants	0	0	0	0	0
54-36-100	Interest Earnings	8,330	11,010	10,198	10,000	10,000
Total Miscellaneous Revenue:		8,330	11,010	10,198	10,000	10,000
STORM Drain UTILITIES REVENUE						
54-37-450	Storm Sewer Revenue	173,955	178,843	186,431	177,000	279,000
Total Storm Drain Utilities Revenue:		173,955	178,843	186,431	177,000	279,000
54-34-270	Developer Pmts for Improvements	.	0	246,000	140,000	0
54-38-910	Capital Contributions	335,141	0	0	0	0
Total Contributions:		335,141	0	246,000	140,000	0
CONTRIBUTIONS AND TRANSFERS						
54-38-600	Transfer from Impact Fees	0	0	76,000	152,000	40,000
54-39-500	Contribution From Fund Bal	0	0	270,000	86,000	24,000
	Total Contributions and Transfers	0	0	346,000	238,000	64,000
		517,426	189,852	788,629	565,000	353,000

STORM Drain

EXPENDITURES		
54-40-110	Full-time Employee Salaries - .5 FTE	25,000
54-40-120	Part-time Employee Salaries	0
54-40-130	Employee Benefit - Retirement	7,000
54-40-131	Employee Benefit-Employer FICA	2,000
54-40-133	Employee Benefit - Work. Comp.	1,000
54-40-134	Employee Benefit - UI	200
54-40-135	Employee Benefit - Health Ins.	13,000

54-40-140	Uniforms		
	.5 *FTE Public Works Uniform and Cleaning costs*		500
54-40-230	Travel and Training		
	Charges for conferences, educational materials, & employee travel		2,000
	State Certifications	500	
	Training on new regulations	1,500	
54-40-250	Equipment Supplies & Maint.		1,200
	Upkeep or repair of equip. and oper. Supplies		
54-40-255	Vehicle Lease		0
54-40-256	Fuel Expense		400
54-40-270	Storm Drain - Power & Pumping		200
54-40-312	Professional/Technical-Engineering		8,000
	Engineering Services		
54-40-315	Professional/Technical - Auditor		0
54-40-325	GIS/ Mapping		15,000
54-40-331	Promotion - Storm Drain		1,200
	Payment to Davis County Storm Drain for education of communication		
54-40-350	Software Maintenance		2,300
	Software maintenance contracts		
54-40-370	Utility Billing Services		2,000
	% of services associated with the billing and collection of utility accounts		
54-40-493	Storm Sewer O & M		30,000
	Cleaning of drains, ponds, and boxes		
54-40-550	Banking Charges		1,000
	Bank charges and fees and credit card transaction fees		
54-40-650	Depreciation		150,000
54-40-690	Projects		70,000
	CFP/IFFP/IFA	50,000	
	Rate Study	20,000	
54-40-915	Transfer to Admin Svs		21,000

Account No.	Account Title	2017-18 Actual	2018 - 19 Actual	2019 - 20 Estimate	2019 - 20 Budget	2020 - 21 Budget
STORM DRAIN						
54-40-110	Full-Time Employee Salaries	22,864	25,567	30,078	36,000	25,000
54-40-120	Part-time Employee Salaries	0	0	0	0	0
54-40-130	Employee Benefit - Retirement	4,857	5,068	5,859	9,000	7,000
54-40-131	Employee Benefit-Employer FICA	2,019	1,881	2,614	3,000	2,000
54-40-133	Employee Benefit - Work. Comp.	638	669	738	2,000	1,000
54-40-134	Employee Benefit - UI	300	0	500	500	200
54-40-135	Employee Benefit - Health Ins.	7,029	7,790	8,138	17,000	13,000
54-40-140	Uniforms	247	357	556	400	500
54-40-230	Travel and Training	1,430	42	450	500	2,000
54-40-250	Equipment Supplies & Maintenance	135	100	1,000	1,500	1,200
54-40-256	Fuel Expense	310	613	400	400	400
54-40-270	Utilities	0	0	150	0	200
54-40-312	Professional/Technical-Enginr	13,953	8,296	5,943	11,000	8,000
54-40-325	GIS/ Mapping	0	0	15,000	0	15,000
54-40-331	Promotions	1,155	1,155	1,155	1,500	1,200
54-40-350	Software Maintenance	1,569	1,924	2,191	2,100	2,300
54-40-370	Utility Billing Services	1,667	1,755	1,972	2,100	2,000
54-40-493	Storm Drain O & M	4,932	15,214	27,462	30,000	30,000
54-40-550	Banking Charges	862	665	504	1,000	1,000
54-40-650	Depreciation	121,724	142,728	145,000	130,000	150,000
54-40-690	Projects	379,973	221,902	369,000	296,000	70,000
54-40-915	Transfer to Admin Services	6,200	20,500	21,000	21,000	21,000
		571,863	456,226	639,708	565,000	353,000

Account No.	Account Title	2017 - 18 Actual	2018 - 19 Actual	2019 - 20 Estimate	2019 - 20 Budget	2019 - 20 Budget
STORM DRAIN IMPACT FEE						
Revenue						
22-37-100	Interest Earnings	2,311	378	1,218	0	0
22-37-200	Storm Drain Impact Fees	47,215	31,063	39,950	40,000	40,000
	Total Revenue	49,526	31,441	41,168	40,000	40,000
Contributions and Transfers						
22-39-500	Contribution From Fund Balance	0	0	35,000	112,000	0
	Total Contributions and Transfers	0	0	35,000	112,000	0
Expenditures						
22-40-690	Projects	0	0	0	7,000	0
22-80-800	Transfers	189,265	0	76,000	145,000	40,000
	Total Expenditures	189,265	0	76,000	152,000	40,000
	Storm Drain Impact Fee Fund Revenue Total	49,526	31,441	76,168	152,000	40,000
	Storm Drain Impact Fee Fund Expenditure To	189,265	0	76,000	152,000	40,000
	Net Total Storm Drain Impact Fee Fund	(139,739)	31,441	168	0	0
	Transfer					
	Existing Capacity Repay					

This Page Intentionally left blank

APPENDIX A CULINARY WATER CAPITAL FACILITIES PLAN

WATER CAPITAL IMPROVEMENT PROJECTS (CIP) PLAN

FY 2018 - 2025 --- Proactive Scenario ---

Date: May 15, 2018

Project No.	Project Description	Project Cost *	Construction Year (FY)	Evaluation Criteria				
				Description of Need	Criticality	Condition	DDW Compliance/ LOS	TOTAL
1	Westside Reservoir Rehabilitation	$ 598,825	2019	Rehabilitate reservoir to stop leak and correct defficiences; currently under Order by DDW	5	5	5	15
2	Upsize to 8" pipe: 1375 East, south of Lester; 7600 South, west of 1375 East; 1800 East, south of 7775 South; 1750 East, south of 7775 South; Jensen Circle; replace lead joint pipe on Canyon Dr. between 1375 E and 1300 E	$ 749,500	2020	Correct fire flow deficiencies; meet DDW minimum pipe size	4	5	5	14
3	Relocate transmission line to East Bench Reservoir #3	$ 220,000	2021	Replace deteriorated feed/fill line with new line in more accessible location	5	4	3	12
4	Connect Lincoln Lane and 2750 East; upsize to 8" 8075 South, 2575 East, and 2350 East (south of Deer Run Dr.); upsize US 89 crossing at 8075 South to 12"; abandon existing 4" PSV and replace with new 8" PRV and line on Peachwood Dr.	$ 570,313	2022	Correct fire flow deficiencies; meet DDW minimum pipe size	4	3	3	10
5	Construct new supply line from Westside reservoir(s) to South Weber Dr. at 475 E. for secondary feed to zone 1, including PRV; connect 925 East to S. Weber Drive	$ 524,625	2023	Add redundant feed into Zone 1; correct fire flow deficiencies	4	3	3	10
6	Automate Weber Basin well feed to Reservoirs #1 and #2 to match supply to system demand	$ 76,250	2024	Operate feed to Westside Reservoir more efficiently (reduce waste)	2	4	3	9
7	Construct Connection #4 to WBWCD's transmission line with pump station to pump to Zone 4	$ 820,000	2025	Add redundant feed into Zone 4 and Reservoir #4	4	3	2	9
	--- End of Culinary Water Rate Study Analysis ---							
8	Upsize Cottonwood Dr. to 8" line	$ 431,750	2026	Meet DDW minimum pipe size	3	2	4	9
10a	Upsize to 8": 7875 South; 7925 South; Peachwood Dr. between 7925 South and Peachwood Way; 8100 South between Peachwood Drive and 2300 East; 2300 East; 2175 East; 7875 South between 2100 and 2175 East; 2100 East between 7800 South and City Park	$ 532,625	2027	Meet DDW minimum pipe size	3	2	3	8
10b	Phase 2	$ 532,625	2028					
11	Rehabilitate Well #1; add new generator; modify controls	$ 298,750	2029	Rehabilitate well (City's water right) to correct failures and increase production	2	4	2	8
12	Upsize South Weber Drive (6650 South to end) to 10" line	$ 482,625	2030	Correct fire flow deficiencies at west end of system	2	2	4	8
9a	Replace Westside Reservoir	$ 513,900	2031	Replace Westside Reservoir	3	3	3	9
9b	Phase 2	$ 513,900	2032					
9c	Phase 3	$ 513,900	2033					

JONES & ASSOCIATES CONSULTING ENGINEERS

1 of 2

This Page Intentionally left blank

APPENDIX B 2020 - 2021 STREET PROJECT MAP

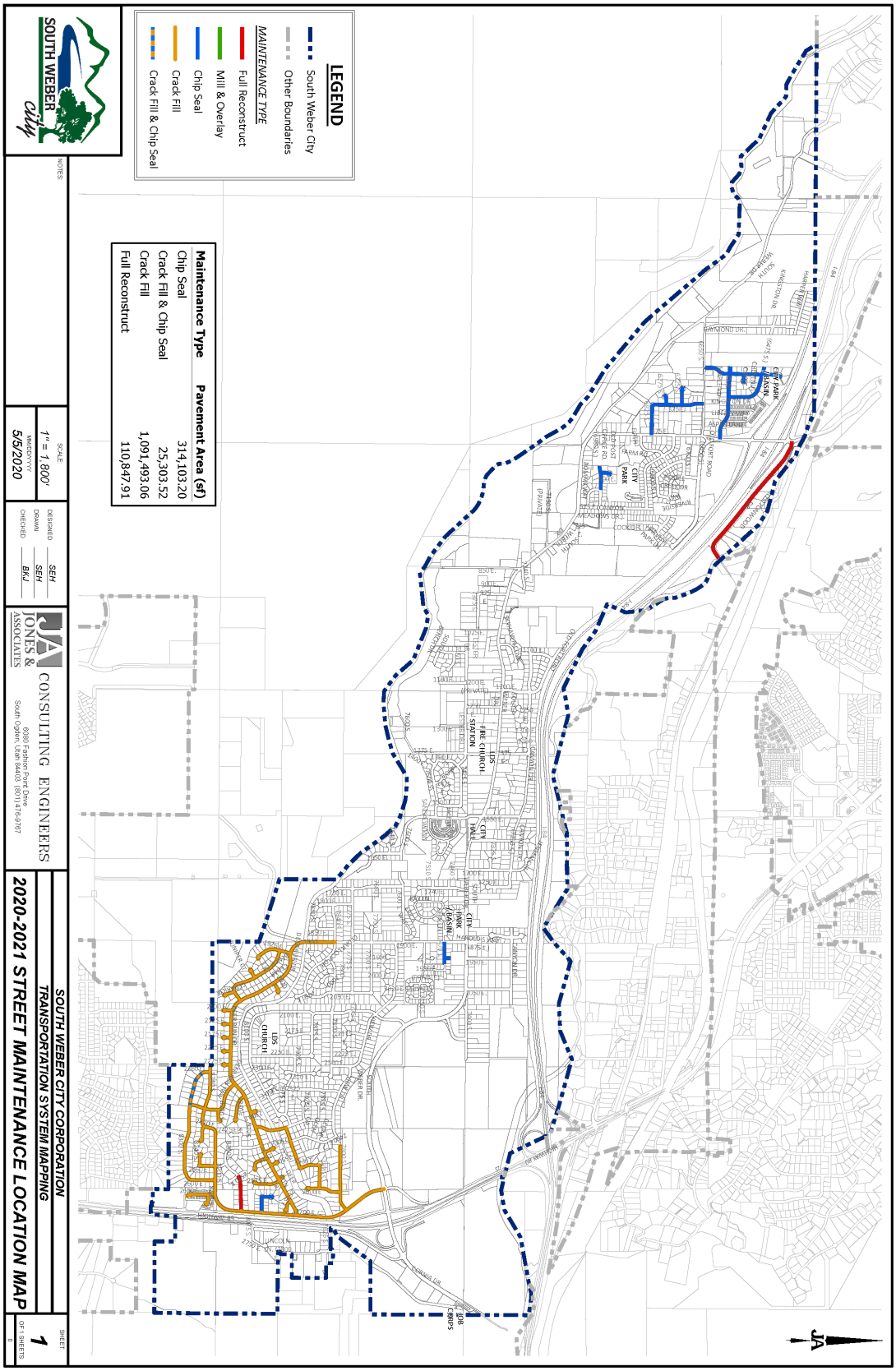

This Page Intentionally left blank

CONSOLIDATED FEE SCHEDULE

Current

The purpose and objective of the Consolidated Fee Schedule is to provide easy access for residents, business groups, contractors, vendors, and city officials with the most current and up-to-date information regarding all fees for services charged by the City.

CONSOLIDATED FEE SCHEDULE (rev 06-16-2020)
of South Weber City

Contents

CHAPTER 1: ADMINISTRATIVE CHARGES 2
CHAPTER 2: ANIMAL CONTROL 3
CHAPTER 3: ANNEXATION 3
CHAPTER 4: APPEALS AND VARIANCE APPLICATIONS 3
CHAPTER 5: BUSINESS LICENSES 3
CHAPTER 6: BUILDING PERMIT FEES 5
CHAPTER 7: IMPACT FEES 7
CHAPTER 8: CONDITIONAL USE PERMITS 12
CHAPTER 9: PLANNING & DEVELOPMENT FEES 13
CHAPTER 10: ZONING/ORDINANCES 14
CHAPTER 11: EXCAVATION FEES 15
CHAPTER 12: COURT FEES FOR ORDINANCE VIOLATIONS 15
CHAPTER 13: FAMILY ACTIVITY CENTER 16
CHAPTER 14: PARK FEES 17
CHAPTER 15: RECREATION FEES 18
CHAPTER 16: WATER FEES 19
CHAPTER 17: SEWER FEES 21
CHAPTER 18: STORM DRAIN 21
CHAPTER 19: GARBAGE COLLECTION FEES (Monthly): 21
CHAPTER 20: TRANSPORTATION UTILITY FEES 22
CHAPTER 21: UTILITY BILLING 22
CHAPTER 22: COLLECTION FEES 23

CHAPTER 1: ADMINISTRATIVE CHARGES

1. Budget *	$45 for bound copy; available for free in electronic format on City's website
2. Copies	$0.25 per (8 ½" x 11") copy (black & white) $0.75 per (11" x 17") copy (black & white) $1.75 per (8 ½" x 11") copy (color) $2.25 per (11" x 17") copy (color)
3. Fax Machine	$5.00 up to five pages $.50 each additional page
4. Maps *	$0.25 (8 ½" x 11") black & white $0.75 (11" x 17") black & white $2.25 (11" x 17") color
5. General Plan *	Available for free in electronic format on City's website
6. City Code Book *	Available for free in electronic format on City's website
7. Audio Recordings	$5 per CD
8. General Research	$15 per hour minimum for records research, payable in advance, plus $.25 per each page copied, plus the cost of envelope and postage
9. Property Plat Research for Public Notice Mailing Labels	$100
10. Public Works Standards *	Available for free in electronic format on the City website
11. Request for Special Planning Commission Mtg.	$450
12. Use of City Chambers	No non-city activities shall be held at City Hall
13. Information or Forms on CD	$5 per CD
14. Processing/Formatting of any records or requests not listed above	First 15 minutes free, additional time will be billed at $15 per hour (UCA§ 63G-2-203).
15. Delivery of a record by electronic means such as e-mail or cloud services	Fee is based on time processing/formatting of the record before delivery, as described in #14 above.
16. Franchise Application	$500 Non-refundable application fee

* Available for free in electronic format on City's website; a CD may be provided for $5 per CD.

CHAPTER 2: ANIMAL CONTROL

Dog and Cat Licensing Fees	Animal Control Fees are set by Davis County
Violation Fees	In accordance with Davis County Animal Control fees.

CHAPTER 3: ANNEXATION

Application Fee:	$50
Processing Fee:	$900 (Minimum)

Any additional costs of processing, including reasonably necessary professional fees**, above $900 will be charged to the applicant. Applicant will furnish Mylar and pay all associated recording costs.

**Professional services may include but are not limited to Engineering and Legal services. Prior to granting final approval and/or a building permit all professional service fees incurred to date shall be paid in full. The City will bill the applicant for 100% of the City's actual professional service costs as said fees are incurred.

Applicants shall be responsible for all collection costs incurred including a collection fee of up to 40% pursuant to the provisions of Utah Code Ann 12-1-11.

CHAPTER 4: APPEALS AND VARIANCE APPLICATIONS

1. Appeals	$100 per Appeal (Non-Refundable) plus third-party professional costs. This fee is for appeal of a single issue/action. Appeal of more than one issue/action may not be combined under one appeal fee and will be charged $100 per issue/action under appeal.
2. Variances	$200 (Non-Refundable) plus 100% of professional services**

CHAPTER 5: BUSINESS LICENSES**

1. Home Occupations with patrons/employees	$50 plus annual Fire Inspection Fee**
2. Group Home	$50 plus annual Fire Inspection Fee*
3. Short-Term or Vacation Rental	$50 plus annual Fire Inspection Fee**
4. Commercial	$50 plus annual Fire Inspection Fee (plus any other applicable fees)**:

A. Alcoholic Beverage License (Retail)

Single Event	$250 per year
Off-Premise	$350 per year
Full-Service Restaurant; Limited-Service Restaurant; On-Premise Banquet; Beer Only:	$500 per year

B. Cabarets

Class A -	$200 per year
Class B -	$100 per year

C. Sexually Oriented Businesses

Businesses Other Than Outcall	$250 per business
Outcall Service	$400 per business
Employee Licenses	$150 per employee

5. Mobile Businesses

License	$50
Single Use Permit	$30
Recurring Operation Use Permit	$50
Special Event Permit	$40

6. Construction — $50 plus annual Fire Inspection Fee**

7. Mining — $1,377 plus annual Fire Inspection Fee**

8. Solicitors/Peddlers — $50 per person

9. Vending Machine — $40 per machine

10. Temporary Business — $65 per location**

11. Fire Inspection

A. Home Occupation/Group Home	$20 per inspection*
B. Light/Medium Commercial	$40 per site*
C. Large Commercial or Mining/Gravel Pit	$70 per site*

12. Amendment to Original Application/License — $10 (Staff approval)
$25 (Planning Commission approval)

13. Additional Copy of Business License — $5 each

*If a fire inspection is scheduled and not completed due to failure on the applicant's part, a $20 fee will be assessed in addition to the completed inspection fee.
**If a Conditional Use Permit is required, see Chapter 8.

LATE PAYMENT ON BUSINESS LICENSE:

A 50% penalty shall be assessed to the fee for any business license fees which have not been paid by 1 February. A 100% penalty shall be assessed for any business license fees which have not been paid by 1 March. (SWC Code 3-1-4 E)

FILING FEE REFUNDS: (SWC Code 3-1-3 B)

If applicant decides to withdraw application before a license is issued, one-half of the fee shall be non-refundable.

If business license official denies application, the application shall be returned with one-half of the amount of fees deposited. If applicant appeals to City Council and the Council approves the application, the applicant will resubmit to the City the amount of fee that was refunded by the licensing official.

CHAPTER 6: BUILDING PERMIT FEES

Fees are based upon the current International Building Code, International Plumbing Code, International Mechanical Code, International Fire Code, National Electrical Code, and the NFPA Standards.

The building permit valuations shall be based on the tables found in the current edition of the Building Standards Magazine. Other fees include:

1. Permit Fees

A. Building Permit Fee	Based on ICC formula of Gross Area x Square Foot Construction Cost x Permit Fee Multiplier
B. Plan Check Fee	30% of Building Fee or $47 minimum, plus 100% of professional services fees**
C. State Fee	1% of Building Fee charged on all building permits
D. Central Weber Sewer Fee	$2,449.65 (depending on ERU's); $116.65 is a handling fee for South Weber. An additional $75 (CW Res 98-2) SWC RES 04-005 if connecting directly into Central Weber's line.
E. Electrical	$47.47 + $50 completion bond; pay full amount when submitted (Includes state fee)

F.	**Solar Panel, Wind Turbine, or any other alternative energy source**	$150 plus plan check fee
G.	**Fire Damage**	$47 per inspection plus plan check fee
H.	**Agricultural Building**	Computed as a carport or garage
I.	**Remodeling**	$47 per inspection plus plan check fee as determined by the Building Inspector if no footings or foundation
J.	**Finish Basement**	$150 plus plan check fee
K.	**Swimming Pool**	$150 (additional inspections $47 each) plus plan check fee
L.	**Wood Stoves**	$47 per inspection
M.	**Deck (After Home Built)**	$47 per inspection plus plan check fee
N.	**Demolition**	$94 + $500 performance bond fee; minimum two inspections at $47 each
O.	**Roof (structure change only)**	$47 per inspection plus plan check fee
P.	**Sign Permit**	$147.50; includes $50 completion bond which is refundable when sign is taken down
Q.	**Parking Lots**	Site Plan Review by Planning Commission. Cost of two inspections: (1) Completion (2) Compliance to PC requirements
R.	**Communication Tower**	$1,000
S.	**After Hours Inspection**	$94 per inspection
T.	**Penalty Fee**	i) $50, charged after a second or subsequent "failed" inspection on the same item and/or inspection. Fee is payable prior to third or subsequent inspection being performed. ii) $150, charged for failure to obtain a valid permit before work has commenced.
U.	**Owner Transfer Fee**	$25
V.	**Amendment to Approved**	$100 for each plan check fee for single family dwellings

Permit	$47 for each plan check fee for all other types of permit
W. Credit Card Service Fee	3%

*A minimum fee of $47.47 + $50 completion bond will be charged for any building permit; as well as electrical, mechanical, or plumbing permits.

**Professional services may include but are not limited to City Engineer review, or inspection and additional outside engineering including fire protection/sprinkling systems, legal services, structural engineering or other services as required by the City. Prior to granting occupancy all professional service fees incurred to date shall be paid in full. The City will bill the applicant for 100% of the City's actual professional service costs as said fees are incurred.

Applicants shall be responsible for all collection costs incurred including a collection fee of up to 40% pursuant to the provisions of Utah Code Ann 12-1-11.

New residential and commercial building permits will also be charged impact fees, see Chapter 7.

2. Completion Fees

A. Commercial
Commercial building permits, new construction, or renewals or additions will be charged based on the valuation of the permit from the presently used International Building Code:

Valuations $10,000 and above.	$1,500
Valuations below $10,000	$500

B. Residential

All New Home Construction.	$500

C. Remodeling Additions

Valuations $10,000 and above.	$200
Valuations below $10,000	$50

D. Miscellaneous Building Permits
All building permits will be charged a minimum completion fee of $50.

CHAPTER 7: IMPACT FEES

Fees paid on new residential/commercial building permit. Calculations based on the summary of calculated impact fees:

1. Parks and Trails

Single Family Residential	$2,096
Multi-Family Residential	$1,787 per unit
Nonresidential	No fee

2. Public Safety Fire Station

Single Family Residential	$126 / dwelling, Single Family residence = 1 dwelling
Multi-Unit Residential	$56 / dwelling, each unit of multi-unit = 1 dwelling
Commercial	$0.19 / sq. ft. of commercial building

3. Recreational Building

Single Family Residential	$834 / dwelling, Single Family residence = 1 dwelling
Multi-Unit Residential	$691 / dwelling, Each unit of multi-unit dev = 1 dwelling
Nonresidential	No fee

4. Water (Fees based on Water Meter Size)

	Ratio	1/1/2019	1/1/2020	1/1/2021	1/1/2022
Residential 1”	1	$ 1,235	$ 1,265	$ 1,294	$ 1,322
Commercial 1½ “	1.5	$ 1,852	$ 1,897	$ 1,806	$ 1,983
Commercial 2”	2	$ 2,470	$ 2,530	$ 2,588	$ 2,644
Commercial 3”	6.4	$ 7,904	$ 8,096	$ 8,281	$ 8,460
Commercial 4”	10	$12,350	$12,650	$12,940	$13,220

5. Sewer

	Ratio	Fee	Description
Residential	1	$ 2,933	Single Family, Duplexes, Townhomes, Condos
Apartments	0.75	$ 2,200	per unit, 3+ units per complex
Commercial 1½ “	1.5	$ 4,400	Based on water meter size
Commercial 2”	2	$ 5,867	Based on water meter size
Commercial 3”	6.4	$18,776	Based on water meter size
Commercial 4”	10	$29,338	Based on water meter size

6. Transportation

ITE Code	ITE Land Use	Unit	Trip Rate	Pass-by Reduc-tion	Adjusted Trip Rate	Impact Fee
130	Industrial Park 130	1000 Sq. Feet Gross Floor Area	0.85		0.43	$1,522.53

ITE Code	ITE Land Use	Unit	Trip Rate	Pass-by Reduc-tion	Adjusted Trip Rate	Impact Fee
140	General Manufacturing	1000 Sq. Feet Gross Floor Area	0.73		0.37	$1,307.58
151	Mini-Warehouse	1000 Sq. Feet Gross Floor Area	0.26		0.13	$465.71
152	Warehouse / Distribution Center	1000 Sq. Feet Gross Floor Area	0.12		0.06	$214.95
210	**Single-Family Detached Housing**	**Dwelling Unit**	**1.00**		**0.50**	**$1,791.21**
220	Multi-Family / Apartment (Greater than 4 units)	Dwelling Unit	0.62		0.31	$1,110.55
230	Multi-Family / Condo. Townhouse	Dwelling Unit	0.52		0.26	$931.43
240	Mobile Home / RV Park	Occupied Dwelling Unit	0.59		0.30	$1,056.81
254	Assisted Living Center	Bed	0.22		0.11	$394.07
310	Hotel	Room	0.60		0.30	$1,074.73
444	Movie Theater < 10 Screens	1000 Sq. Feet Gross Floor Area	3.80		1.90	$6,806.60
445	Movie Theater ≥ 10 Screens	1000 Sq. Feet Gross Floor Area	4.91		2.46	$8,794.84
492	Health/Fitness Club	1000 Sq. Feet Gross Floor Area	3.53		1.77	$6,322.97
520	Elementary School	1000 Sq. Feet Gross Floor Area	1.21		0.61	$2,167.36
522	Middle School / Junior High School	1000 Sq. Feet Gross Floor Area	1.19		0.60	$2,131.54
530	High School	1000 Sq. Feet Gross Floor Area	0.97		0.49	$1,737.47
534	Private School (K-8)	Students	0.60		0.30	$1,074.73
560	Church	1000 Sq. Feet Gross Floor Area	0.55		0.28	$985.17
565	Day Care Center	1000 Sq. Feet Gross Floor Area	12.34		6.17	$22,103.53

ITE Code	ITE Land Use	Unit	Trip Rate	Pass-by Reduc-tion	Adjusted Trip Rate	Impact Fee
590	Library	1000 Sq. Feet Gross Floor Area	7.30		3.65	$13,075.83
610	Hospital	1000 Sq. Feet Gross Floor Area	0.93		0.47	$1,665.82
710	General Office Building	1000 Sq. Feet Gross Floor Area	1.49		0.75	$2,668.90
720	Medical-Dental Office Building	1000 Sq. Feet Gross Floor Area	3.57		1.79	$6,394.62
770	Business Park	1000 Sq. Feet Gross Floor Area	1.26		0.63	$2,256.92
812	Building Material and Lumber Store	1000 Sq. Feet Gross Floor Area	4.49		2.25	$8,042.53
817	Nursery (Garden Center)	1000 Sq. Feet Gross Floor Area	6.94		3.47	$12,430.99
820	Shopping Center / Strip Mall	1000 Sq. Feet Gross Leasable Area	3.71	34%	1.22	$4,385.96
826	Specialty Retail Center	1000 Sq. Feet Gross Leasable Area	2.71		1.36	$4,854.18
841	Automobile Sales	1000 Sq. Feet Gross Floor Area	5.98		2.99	$10,711.43
848	Tire Store	1000 Sq. Feet Gross Floor Area	4.15	28%	1.49	$5,352.13
850	Supermarket	1000 Sq. Feet Gross Floor Area	9.48	36%	3.03	$10,867.63
851	Convenience Market	1000 Sq. Feet Gross Floor Area	52.41	61%	10.22	$36,612.14
912	Drive-in Bank	1000 Sq. Feet Gross Floor Area	24.30	47%	6.44	$23,068.99
918	Hair Salon	1000 Sq. Feet Gross Floor Area	1.45		0.73	$2,597.25
932	Restaurant, Sit-Down (High Turnover)	1000 Sq. Feet Gross Floor Area	9.85	44%	2.76	$9,880.31

ITE Code	ITE Land Use	Unit	Trip Rate	Pass-by Reduc-tion	Adjusted Trip Rate	Impact Fee
933	Fast Food without Drive-Through Window	1000 Sq. Feet Gross Floor Area	26.15	43%	7.45	$26,698.87
934	Restaurant with Drive Through Window	1000 Sq. Feet Gross Floor Area	32.65	50%	8.16	$29,241.50
942	Auto Care Center	1000 Sq. Feet Gross Leasable Area	3.11		1.56	$5,570.66
944	Gasoline/Service Station	Fueling Position	13.87	42%	4.02	$14,409.56
945	Gasoline/Service Station with Convenience Store	1000 Sq. Feet Gross Leasable Area	97.47	56%	21.44	$76,819.25
947	Self Service Car Wash	Wash Stall	5.54		2.77	$9,923.30
948	Automated Car Wash	1000 Sq. Feet Gross Floor Area	14.12		7.06	$25,291.88

If additional categories are desired, the City can use the ITE Trip Generation Manual, 10th ed., and multiply the total PM peak hour trips by 50 percent, by any reduction for pass-by trips, by the total cost per PM peak hour trip ($3,582.42).

7. Weber Basin Water

	Ratio	Fee
Residential 1”	1	$ 4,363
Commercial 1½ “	1.5	$ 6,544
Commercial 2”	2	$ 8,726
Commercial 3”	6.4	$27,923
Commercial 4”	10	$43,630

8. Central Weber Sewer

7/1/2019	7/1/2020	7/1/2021	7/1/2022	7/1/2023
$ 2,395	$ 2,464	$ 2,523	$ 2,578	$ 2,631

There is an additional $75.00 fee if connecting directly to the Central Weber Sewer Line.

* The City collects sewer service charges on behalf of Central Weber Sewer District. Any increase in Central Weber Sewer District's impact fee will be passed on to the consumer, with such increase to go into effect at the time Central Weber Sewer makes the increase effective.

9. Storm Sewer

Residential	$665 / dwelling, Single Family residence = 1 dwelling
Multi-unit Residential	$665 x (impervious area [$ft^2$]) / (3,365 ft^2)
Nonresidential	$665 x (impervious area [$ft^2$]) / (3,365 ft^2)

CHAPTER 8: CONDITIONAL USE PERMITS

1. Non-Residential Zones

A. Concept Plan Review (not required)	$200 (includes 1.5 hours of professional services)
B. Sketch Plan	$400 for the first meeting and $300 for each subsequent meeting plus 100% of professional services**
C. Preliminary	$600 plus 100% of professional services**
D. Final	$700 plus 100% of professional services**
E. Escrow Contingency	15% of estimated approved total cost of required improvements, plus 100% of professional services
F. Escrow Guarantee	10% of estimated approved total cost of required improvements, plus 100 % of professional services

2. Residential Zones	$200 plus 100% of professional services** (includes one site plan meeting where applicable) Additional site plans see (4) below.
3. Amendment	½ of what original fee would be if it were a new application plus 100% of professional services** (includes one site plan meeting). Additional site plans see (4) below.
4. Site Plan Meeting	$200 per meeting plus 100% of professional services**

**Professional services may include but are not limited to Engineering, Inspections, GPS surveying and mapping, recording fees, and Legal services. Prior to granting preliminary approval, final approval and/or a building permit all professional service fees incurred to date shall be paid in full. The City will bill the applicant for 100% of the City's actual professional service costs as said fees are incurred.

Applicants shall be responsible for all collection costs incurred including a collection fee of up to 40% pursuant to the provisions of Utah Code Ann 12-1-11.

CHAPTER 9: PLANNING & DEVELOPMENT FEES

1. Subdivisions: (Private & Public)

A. Minor Subdivision (1-10 Lots)

Concept Plan Review (not required)	$200 (includes engineering and other professional services)
Sketch Plan Review	$400 for first meeting and $300 for each subsequent meeting plus 100% of professional services**
*Preliminary	$600 plus 100% of professional services**
*Final	$700 plus 100% of professional services**

*If preliminary and final are combined on a "Minor" subdivision and approved in the same meeting, the "final" fee will be charged; otherwise, both preliminary and final fees apply.

Amendments to Preliminary or Final prior to recording of original submission	1/2 of original fee, plus 100% of professional services**

B. Major Subdivision (11 plus lots)

Concept Plan Review (not required)	$400, includes engineering and other professional services
Sketch Plan Review	$700 for first meeting and $350 for each subsequent meeting, plus 100% of professional services**
Preliminary	$900, plus 100% of professional services**
Final	$1100, plus 100% of professional services**
Amendments to Preliminary or Final	1/2 of original fee (prior to recording of original submission), plus 100% of professional services**

In addition, every developer/builder for either minor or major subdivisions will pay the actual cost for all recording fees including any escrow & developer agreements or any other security agreements and any additional submittals requested by the City.

*Fees:	Sidewalk	$30/ft. 6' sidewalk; $20/ft. 4' sidewalk
	Curb & Gutter	$20/ft. standard curb and gutter

*When approved by the City Council, a 1-2 lot subdivision may pay these fees in lieu of actually constructing the curb and gutter and/or sidewalk. This request can only be made if the subdivision is located in an area that does not have existing curb, gutter and sidewalk immediately adjacent to the property being developed. The City will use these fees to construct the improvements at a later date.

2. Escrow Agreement

A. Administrative Fee (assessed to all Escrow Agreements)	.005 of total escrow*, plus 100% of professional services
B. Escrow Contingency	15% of estimated approved total cost of required improvements, plus 100% of professional services
C. Escrow Guarantee	10% of estimated approved total cost of required improvements, plus 100% of professional services

*The Administrative Fee is calculated based on the total escrow amount but is not part of the escrow. This fee will be collected prior to the recording of the plat.

3. Street Lights, Street Signs, and Chip and Seal	as determined by the City Engineer
4. Vacation of Plat, Street or Easement or any Amendments to a Recorded Subdivision Plat	$750, plus 100% of professional services**
5. Site Plan	$700, plus 100% of professional services**; includes one site plan meeting where applicable; additional site plans are $200 per meeting

**Professional services may include but are not limited to engineering, inspections, GPS surveying and mapping of improvements, recording fees, and legal services. Prior to granting preliminary approval, final approval, issuing a building permit, and/or granting conditional or final acceptance, all professional service fees incurred to date shall be paid in full. The City will bill the applicant for 100% of the City's actual professional service costs as said fees are incurred.

Applicants shall be responsible for all collection costs incurred including a collection fee of up to 40% pursuant to the provisions of Utah Code Ann 12-1-11.

CHAPTER 10: ZONING/ORDINANCES

1. Application for Change in Zoning and/or Ordinances	$300
2. Fee for Amending Zoning Map upon approval of Rezone	$180
3. Zoning Re-submission by same owner of property	$120 within 6 months

CHAPTER 11: EXCAVATION FEES (SWC Code 7-3-6)

1. Base Permit Fee (Two Inspections)	$94
2. Additional Inspection Fee	$47 each
3. Potholes 100 sq. ft. or less **Roads less than 2 Years Old**	$112 each (NPC * 100 s.f. * L2F) / SSFF = ($2.80 * 100 s.f.* 0.4) / 0.045=$112
4. Potholes 100 sq. ft. or less **Roads more than 2 Years Old**	$70 each (NPC * 100 s.f. * M2F) / SSFF = ($2.80 * 100 s.f.* 0.25) / 0.045=$70
5. Diminished Road Integrity Fee **Roads less than 2 Years Old**	Total Square Feet X $1.12 NPC * L2F * TSF = $2.80 * 0.4 * TSF = $1.12 * TSF
6. Diminished Road Integrity Fee **Roads Older than 2 Years**	Total Square Feet X $0.70 NPC * M2F * TSF = $2.80 * 0.25 * TSF = $0.70 * TSF
7. Escrow/Financial Guarantee	Total Square Feet X $2.80 (*NPC)

NPC = New Pavement Cost = $2.80/s.f.
SSFF = Small Square Footage Compensation Factor, less than 2' X 2' = 0.045
TSF = Total Square Footage of excavation site restoration
L2F = Roads less than 2 years old factor = 40% = 0.4
M2F = Roads more than 2 years old factor = 25% = 0.25

* City Engineer Approved - New Pavement Cost (3” asphalt, 8” road base) = NPC = $2.80/s.f.

CHAPTER 12: COURT FEES FOR CITY ORDINANCE VIOLATIONS

Class B Misdemeanors	$150 bail*, plus state surcharge
Class C Misdemeanors	$80 bail*, plus state surcharge
Infractions	$25 bail*, plus state surcharge
Credit Card Convenience Fee	$3.00

*Subject to change based on state bail schedule

CHAPTER 13: FAMILY ACTIVITY CENTER - 1181 E. Lester Drive

1. **Membership Fees***

A. Residents

Individual Pass)	$2 day	$20 month	$100 – 6 Months	$180 – Year
Family Pass	$3 day	$30 month	$150 – 6 Months	$270 – Year

("Family" defined as occupants of the same household)

B. Non-Residents

Individual Pass	$3 day	$25 month	$125 – 6 Months	$200 – Year
Family Pass	$5 day	$40 month	$175 – 6 Months	$300 – Year

("Family" defined as occupants of the same household)

C. Discounted Membership Fees

Senior Citizens (Age 65 & up)	50% discount on all membership fees.
SW Firefighters** (In Good Standing)	Free, monthly individual pass as long as firefighter remains in good standing.
SW Employees**	Free, monthly individual pass as long as (full/part time) employee is full time or part time.
Elected Officials**	Free, monthly individual pass while in office.

**Employees, firefighters and elected officials may purchase family passes by paying the difference between the individual and family pass fee.

D. Corporate Membership Fees (Annual Only)

Corporate Membership (Company within SW City)	$800 Annual
(List of members must be submitted)	up to 10 members
Corporate Membership (Company outside SW City)	$1,000 Annual
(List of members must be submitted)	up to 10 members

2. **Rental Fees for Family Activity Center - Reservations made with Rec. Department**

i. **Multi-Purpose Room**

b. Residents $30 for first hour and $10 for each additional hour;
   a. one hour minimum and four hours maximum rental

c. Nonresidents $40 for first hour and $10 for each additional hour
   a. one hour minimum and four hours maximum rental

B. **Aerobics Room**

a. Residents $20 for first hour & $10 for each additional hour
b. Nonresidents $30 for first hour & $10 for each additional hour

C. **Gymnasium** (Half-court only)
   a. Residents $20 per hour - during hours of operation
   b. Nonresidents $35 per hour – during hours of operation

D. **Exempt** City Sponsored Activities

E. **Discounts** Discounts apply to long term continuous rentals

After 1-year rental period in good standing 20% on following 1-year rental
After 2-year continuous rental period in good standing 30% on following 1-year rental
After 3-year continuous rental period in good standing 40% on following 1-year rental

40% is the maximum discount for any continuous rental period

No rentals shall be made for more than a one-month time period. All rentals are subject to availability as determined by the Recreation Department. The City reserves the right to refuse rental of the FAC facilities to any person or entity for any reason with or without cause.

CHAPTER 14: PARK FEES

Park Bowery and Other Reservable Area Fees

		Resident	Non-Resident
1. Cherry Farms Park Bowery*			
	Mon-Thurs	$15	$30
	Weekend	$30	$50
2. Central Park-Fire Station*			
	Mon-Thurs	$15	$30
	Weekend	$30	$50
3. Canyon Meadows*			
	Mon-Thurs	$15	$30
	Weekend	$30	$50
4. Posse Picnic Area			
	Mon-Thurs	$12.50	$25
	Weekend	$25	$40

5. Posse Arena *Non-Reservable*

6. Volleyball Courts* $35 (10-hour time limit)

7. Ball Diamond* $35
(Canyon Meadows Park & Cherry Farms Park)

8. Stage* $50

9. Canyon Meadows Concession Stand

A. **Rental**: $25 rental plus $200 refundable deposit

B. **Deposit Policy:** A security deposit is required for all rentals. A $50 payment is due at the time the reservation is made and the balance paid at the time the key is picked up. Deposits made via check will be cashed. The security deposit will not be refunded if the key is lost, if the facility if found to be in disrepair upon inspection, or any rules mandated by the Health Department are broken. If the key is lost a refund may be given less the cost incurred to rekey and purchase new keys for the facility. If the facility or any items therein is found to be damaged or in disrepair, a refund of the difference may be given if the cost of repair is less than the deposit. No refund will be given in the event the Health Department mandates are not followed.

C. **Refunds**: The Fee and security deposit may be refunded in full if the reservation is canceled three (3) weeks prior to use. A refund of 50% of the fee and 100% of the security deposit may be made if the reservation is canceled less than 3 weeks, but more than 48 hours prior to scheduled use.

Special rules apply which are listed on Rental Agreement.

South Weber City reserves the right to refuse rental to any person or entity for any reason with or without cause.

*Reservations must be made and paid for at the Family Activity Center.

Fees are not refundable due to weather. No refunds for cancellations unless canceled two weeks in advance.

CHAPTER 15: RECREATION FEES

1. **Refunds:**
   a) Prior to issuance of uniform/equipment: Refund less $5 administrative fee
   b) After issuance of uniform/equipment: 50% refund
   c) No refund over 30 days after close of registration nor if registrant has participated in activity.

2. **Activity Fees:**

A. Basketball Jr. Jazz	$44 Registration $5 Additional Fee – Non-Resident
B. Soccer	Pre-K and up $30 without Shirt; $40 with Shirt $5 Additional Fee – Non-Resident
C. Softball	$44 Registration $5 Additional Fee – Non-Resident
D. Baseball	$44 Registration

$5 Additional Fee - Non-Resident

E. Tee-Ball $33 Registration
$5 Additional Fee – Non-Resident

F. Coach Pitch $33 Registration
$5 Additional Fee – Non-Resident

G. Machine Pitch $44 Registration
$5 Additional Fee – Non-Resident

H. Volleyball $35 Registration
$5 Additional Fee - Non-Resident

I. Flag Football $40 Registration
$5 Additional Fee – Non-Resident

J. Miscellaneous Events As determined by the Recreation Director

3. Late Registration Fee: $10 for each registration after the signup deadline.

CHAPTER 16: WATER FEES

1. Connection Fee $265 (.75") Standard Meter
For New Construction
(Connection Fee includes cost of standard meter, delivery, inspection & administrative charges)
Larger Meter (>1.00") - $25 plus cost of meter

2. Rate

A. Per Month

Gallon Allotment	Residential Using Secondary Water for Outdoor Needs	Residential w/Secondary Water Available	Residential w/o Secondary Water Available	Multi-Family Residential	Non-Residential
Base Rate					
0	$38.43	$38.43	$38.43	$29.20	$38.43
Usage Charges per 1,000 gallons					
1-2,000	2.00	2.00	2.00	2.00	2.00
2,001-4,000	2.20	2.20	2.20	2.20	2.20
4,001-6,000	2.50	2.50	2.50	2.50	2.50
6,001-8,000	3.00	3.00	3.00	3.00	3.00
8,001-10,000	3.50	3.50	3.50	3.50	3.50
10,001+	4.00			4.00	
10,001-15,000		6.00	3.00		
15,001-30,000		6.00	2.3		
30,001+		6.60	3.00		
10,001-30,000					3.75
30,001-60,000					4.00
60,001+					4.25

[1] $29.20 determined by applying 17% census discount (percentage difference between number of persons per household of single verses multi-family units) and 7% administrative savings discount to rates for single family dwellings. Same discounts apply to sewer utility rates as well.

Definitions

Residential Using Secondary Water for Outdoor Needs shall mean property owners who have *access to a pressurized irrigation system and who choose to use pressurized irrigation system to water their property.

Residential w/Secondary Water Available shall mean property owners who have access to a pressurized irrigation system, but who choose to use culinary water to water their property.

Residential w/o Secondary Water Available shall mean property owners who do not have *access to a pressurized irrigation system and who choose to use culinary water to water their property.

Multi-Family Residential shall mean any structure with two (2) or more separate single-family dwellings within one structure.

Commercial shall mean any property whose primary use is commercial in nature and shall include both conforming as well as legal non-conforming uses.

**Access to Pressurized Irrigation* shall mean a distance of ninety (90) feet or less exists between any property boundary (within a secondary service district) to a pressurized secondary irrigation system.

B. Sign-Up Fee	$25.00
C. Re-establishment Fee Reestablish service after it has been shutoff at owner's request.	$75.00
D. After Hours Service Fee	$50.00
E. Late Fee if not paid by the 18th of the month In the event the 18th falls on a Saturday, Sunday, or holiday, the late fee will be added if the bill is not paid by close of business on the next day of business.	$15.00
F. Shut-Off Fee for Non-Payment After Posted Business Office Hours including weekends and holidays. Meters will not be turned back on until business hours (SWC Code 8-1-4 B). Once a Shut-off Fee has been assessed, the fee shall be due and payable even if the water is not actually turned off.	$50.00 per occurrence
G. Tamper Fee Turning on/tampering with a water meter or using an illegal connection at any time is a class B misdemeanor (SWC Code 8-1-6 & 8-1-7)	$200.00
H. Fire Hydrant Meter	$25.00 Rental Fee + $500.00 deposit; deposit refunded upon return of meter in working condition

CHAPTER 17: SEWER FEES

1. Sanitary Sewer Fees (Waste Water)

A. Monthly User Fees:

		City	CWSD**
i)	Residential	$14.33	$19.01
ii)	Commercial (Minimum)***	$28.66	$38.02
iii)	Church	$29.56	$40.52
iv)	School	$113.90	$159.66
v)	Job Corps	$770.49	$1,087.26
vi)	Non-City Residential	$20.50	$27.73
vii)	*Multi-Family Residential	$10.89 per unit	$14.45

* Multi-Family Residential shall mean any structure with two or more separate single-family dwellings within one structure. Fee is per unit.

** Central Weber Sewer District assesses their own fees that are then passed on to the consumer.

***Commercial use is based on a water usage with a 2 ERU minimum (up to 25,000 gal.); water usage over 25,000 gal. will be billed at $1.15/1000 gallons (City) and $1.52/1000 gal. (CWSD)

B. Basement Apartments Considered Multi-Family Residential

C. Duplexes/Twin Homes Considered Multi-Family Residential

D. Sewer Inspection Fee $47

CHAPTER 18: STORM DRAIN

Monthly Utility Fee
$7 single family dwelling
$5.56 Multi-family
Non-residential/commercial based on ERUs

CHAPTER 19: GARBAGE COLLECTION FEES (Monthly):

1. Residential Container $14.55
Extra Container $ 8.70 (Four-month minimum)

2. Commercial Container		$58.20 (300-gallon container)
	Extra Container	$34.80
3. County or Non-Resident		$16.55 (90-gallon container)
	Extra Container	$10.70 (Four-month minimum)
4. Residential Container		$65.00 (Replacement charge for each damaged, destroyed, or lost can).

*A business or resident may have two 90-gallon containers at the residential rate. Upon request of a third container, the commercial rate will then be charged in that the first two 90-gallon containers will be billed as one commercial 300-gallon container and the additional containers will be charged at the commercial extra container rate. All home occupations are considered residential - not residential and business.

5. Putting Utilities on Hold

The City agrees to not charge the above monthly utility fees for Water & Garbage Collection only under the following conditions:

a. The resident must be out of town for a minimum of two full months, and
b. Resident must notify South Weber City prior to the first day of the first month for which they desire the services be placed on hold, and
c. Resident understands that these services will only be held in one-month increments and that the city will not prorate nor split monthly fees. For example, if resident leaves mid-month the resident will be required to pay the full monthly water and garbage fees for that month. Likewise, if the resident returns mid-month the resident will be required to pay the full monthly service fees for water and garbage for the month in which they returned.

Residents that do not meet the above established conditions who desire to have their water and garbage services be held will be charged a $20 reconnect fee.

CHAPTER 20: TRANSPORTATION UTILITY FEES (Monthly)

1. Residential	$15.00
2. Residential – Multi Unit	$15.00 per ERU
3. Non-Residential	$15.00 per ERU

CHAPTER 21: UTILITY BILLING

1. Standard Residential (minimum monthly charges)

Water	$38.43 plus usage as stated in table in CFS Ch. 20.2
Garbage	$14.55; extra container $8.70
Storm Sewer	$ 7.00
Central Weber Sewer	$19.39
Sewer	$14.33
Transportation Utility	$15.00

TOTAL $108.70

2. Putting Utilities on Hold

The City will not charge the monthly utility fees for Water and Garbage only under the following conditions:

a. The resident must be out of town for a minimum of two full months, and
b. Resident must notify South Weber City prior to the first day of the first month for which they desire the services be placed on hold, and
c. Resident understands that these services will only be held in one-month increments and that the city will not prorate nor split monthly fees. For example, if resident leaves midmonth the resident will be required to pay the full monthly water and garbage fees for that month. Likewise, if the resident returns mid-month the resident will be required to pay the full monthly service fees for water and garbage for the month in which they returned.

Residents that do not meet the above established conditions who desire to have their water and garbage services be held will be charged a $20 reconnect fee.

CHAPTER 22: COLLECTION FEES

Collections and Attorney's Fees: All customers and applicants shall be responsible for all collection costs incurred including a collection fee of up to 40% pursuant to the provisions of Utah Code Ann 12-1-11. Accounts sent to the attorney for collection will be charged according to reasonable attorney fees as stated in the Code of Judicial Administration Rule 4.505.

Returned Check and Returned Electronic Fund Transfer Fee: $20
These fees include/not limited to non-sufficient fund checks or electronic fund transfers (EFTs), stopped payment checks or canceled accounts where funds are not available.

If an individual's utility payment is returned from the bank on two separate occasions within a 12-month period, the City will be compelled to make this individual comply with the following procedures:

1. Discontinue water service until payment has been paid with cash, cashier's check, or money order.
2. Required to pay shut-off fee.
3. Required to pay all fees associated with returned check or EFT.
4. Hereinafter, all utility payments will then need to be paid with cashier's check, money order or cash. No personal checks or EFTs will be accepted for a one-year period.