


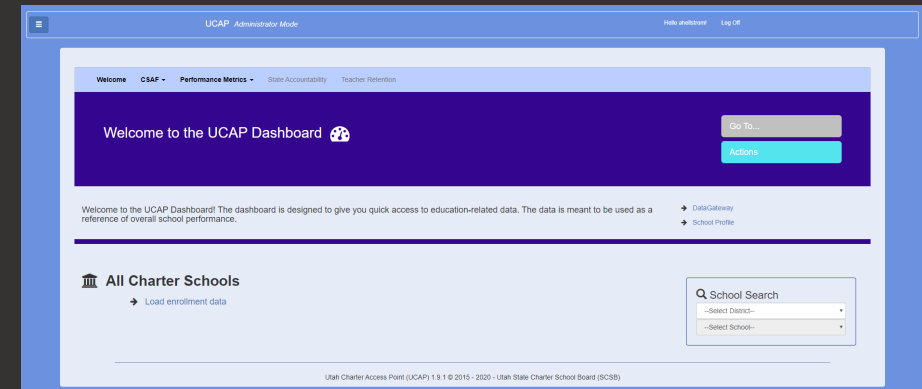
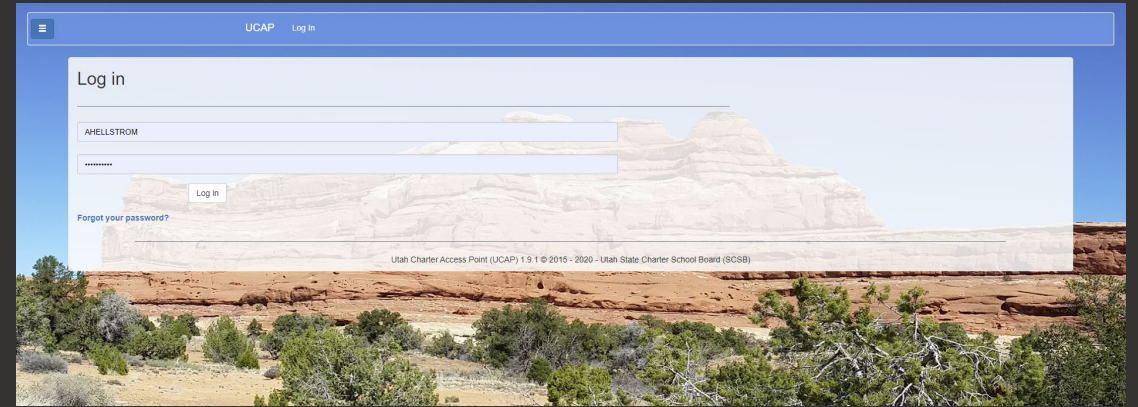
UCAP'S HOMEPAGE

Goal: To add a homepage that is valuable to each person.



WHAT IS IN UCAP CURRENTLY?

- If you navigate to UCAP today...
<https://ucap.schools.utah.gov/>
- The homepage is the “log in” page
- After you log in you see
 - Enrollment data
 - Links to other UCAP web pages



SCSB Member/SCSB Staff

1. Enrollment data
1. Financial data
2. School summary – such as [schools](#) status...
2. **SAGE/RISE results**
2. Graduation rate
2. [Comparable schools \(own webpage\)](#)
3. [Max Authorized total](#)
3. [Dates and info for important events](#)
4. [Demographic data](#)
4. Annual metrics – met/not met
4. School grade
5. Summary of total complaints/CMs
5. [Reviews in last year and status](#)
5. [Location of school on map](#)
6. [Quick links to relevant websites](#)
7. [SCSB Annual Certifications](#)
7. [Summary of documents uploaded](#)
7. Information about upcoming events
8. [Total active UCAP users](#)

Charter LEA/School user

1. [Dates and info for important events](#)
2. [Enrollment data](#)
3. **SAGE/RISE results**
4. Annual metrics – met/not met
5. [Financial data](#)
6. Information about upcoming events
7. [Comparable schools](#)
8. [Quick links to relevant websites](#)
8. Summary of total complaints/CMs
9. [Graduation rates](#)
10. [Demographic data](#)
10. [School summary - such as school's status,](#)
10. [Summary of documents uploaded](#)
10. [School Grade](#)
11. [Reviews in the last year and status](#)
11. [Total active UCAP users](#)
12. [SCSB Annual Certifications](#)
13. [Max Authorized total](#)
14. [Location of school on map](#)

WHAT TO INCLUDE? SURVEY RESULTS

- Enrollment data
- Financial data
- SAGE/RISE results
- Annual metrics
- Dates and info for important events
- Comparable schools
- Graduation rates
- Demographic data
- School summary
- Quick links to relevant websites



GOALS FOR THE HOMEPAGE



INFORMATIONAL



**EASY TO
NAVIGATE**



**GRABS
ATTENTION**





No log in

Don't need to log in to see homepage



Top

Quick Charter facts



Bottom

Focuses on individual charter schools

AND NOW THE NEW DESIGN...





Utah Charter Access Point (UCAP)

Go To

Utah Charter Schools

CHOICE, INNOVATION, ACADEMIC EXCELLENCE

! ATTENTION

Charter schools are tuition-free public schools open to any Utah student. A public school is defined as a school that is open to the public, funded by the public, and accountable to the public. Charter schools meet all three tests.

Charter Schools offer parents and students additional choices about where students attend school and the school's curricular emphasis. They allow educators freedom to try new strategies to inspire students and to experiment with innovative ways of educating students.

Charter Schools are governed by independent boards and held accountable to a legally binding written contractual agreement with their authorizer. It is this charter agreement that allows for the operation of the charter school.

“Every student has access to an excellent education that meets their unique learning needs.”

- State Charter School Board (SCSB) Vision

EVENTS

-- SELECT A CALENDAR --

MAR 12 SCSB Meeting
Th, 10:00 AM – 3 PM
USBE Building – Board room

MAR 15 Charter Director Meeting
Mon, 12:30 AM – 3:30 PM
USBE Building – Basement west

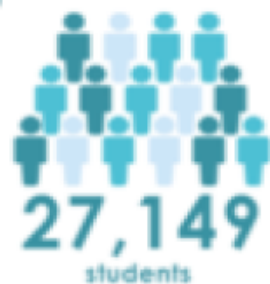
MAR 22 Charter Seminar
Fri, 10:30 AM – 3:30 PM
Utah Capital building



Charter Schools

132 total Charter Schools in Utah
9 charter school authorizers
91% of charter schools are authorized by SCSB
21 years since the 1st charter school opened in Utah
5 new charter schools expected
9 charter schools are in the TOP 3% for school report card percentage

View a map of charter schools



Charter Students

12% of Utah's school aged kids are enrolled in charters
18% English language learners
20% Ethnic minority
12% Low Income
12% Students with disabilities

Enrollment totals by school year

93.57% attendance rate

81% graduates enrolled in postsecondary education



Top Charters

English Learners
Enrollment trend
Ethnic Minority
Graduation rate
Retention rate
School grades
Students with Disabilities
Transfer rate



Oversight

The Charter School Accountability Framework is part of an Oversight Model that is the SCSB's system for monitoring charter school performance. [Read more...](#)

[Annual Reviews](#)
[Comprehensive Reviews](#)

Issued 18 notice of concern, warnings or probations - Resolved 7 (39%)

VIEW A CHARTER SCHOOL'S INFORMATION

Select a school year to view a summary of the school's data. Then, select a specific LEA and/or school.

Filter schools by education program:

Select a school:

Filter schools by grade level:



ACHIEVEMENT



OVERSIGHT



SCHOOL SUMMARY



SUPPORT

American Academy of Innovation

SY 2020



SCHOOL SUMMARY

School status: Warning

Grades served: K - 6

Phone: 999-999-9999

Email: email@google.com

[3 documents](#) have been uploaded recently (within last month)

[Go to school's profile](#)

[Go to UCAP directory](#)



Other Charter schools near by
American Preparatory Academy
Highmark Charter school





CHARTER SCHOOL ACCOUNTABILITY FRAMEWORK (CSAF)

The Charter School Accountability Framework (CSAF) is part of an Oversight Model that is the SCSB's system for monitoring charter school performance.

The purpose of CSAF is to identify potential concerns by providing objective, reliable, and sustainable warning indicators of overall school performance and viability. CSAF allows the SCSB to proactively identify and address potential areas of concern in accordance with its statutory obligations and each charter school's charter agreement. CSAF is only an indicator of potential concerns. CSAF does not alone identify if there are deficiencies needed to be resolved. Each indicator not met must be first reviewed and researched to assess context and risk...

This school year...

Complaints: 6
 Compliance Monitoring: 0
 Research and Reviews this school year: 4 (3 resolved)

SCSB Oversight Reviews

STATUS OF REVIEWS

Type	Status	Outcome
Annual Review	Completed	Good Standing
Comprehensive Review (SY 2020)	In Progress	TBD

Next Comprehensive Review expected in SY 2025

SCSB ANNUAL CERTIFICATIONS

LEA's assure to 17 items annually
 Both the school's director and board chair must certify these certifications with electronic signatures in UCAP



ENROLLMENT

Enrollment	5020	Enrollment Trend	100.8%
Max Enrollment	5100	Retention Rate	58.8%
Percent of Max	96.0%	Transfer Rate	19.4%
		ADM	96%



Go to Enrollment Metrics

View trends

FINANCE

DEBENTURE TO BE PAID ON 10/15/20	254 days	ANNUAL COST FUND	-\$400
DEBT TO ASSET RATIO	0.86	TOTAL REVENUE	1.86%
CURRENT RATIO	1.50	CASH ON HAND	\$1,500

Go to Financial Metrics

View trends

Contact Oversight

Michael Clark
 Michael.Clark@Schools.Utah.Gov
 801-538-7958

Greg Connell
 Greg.Connell@Schools.Utah.Gov
 801-538-7957

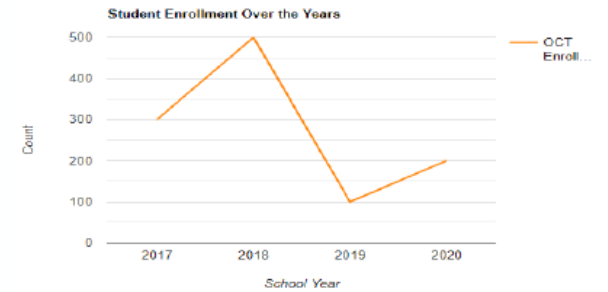
Stewart Okobia
 Stewart.Okobia@Schools.Utah.Gov
 801-538-7957

ENROLLMENT TRENDS



Select an enrollment topic to view the trend.

Select an enrollment category



Enrollment By Grade

School Year	Total	K	1	2	3	4	5	6	7	8	9	10	11	12
2018	482	0	0	0	0	0	0	0	0	0	133	122	122	105
2017	478	0	0	0	0	0	0	0	0	0	122	125	112	119
2016	508	0	0	0	0	0	0	0	0	0	133	124	128	123

- OPTIONS:
- Average Daily Membership (ADM)
- Enrollment
- Retention rate
- Transfer rate
- Enrollment trend
- Percent of max
- Projected enrollment to actual enrollment





SCHOOL GRADE

	SY 2015	SY 2016	SY 2017
HS Grade	B	B	A
Points	643/900 57%	600/900 50%	654/900 58%

Schools receiving an "Elementary" grade are schools that do not have a 12th grade.

HIGH SCHOOL GRADE: A

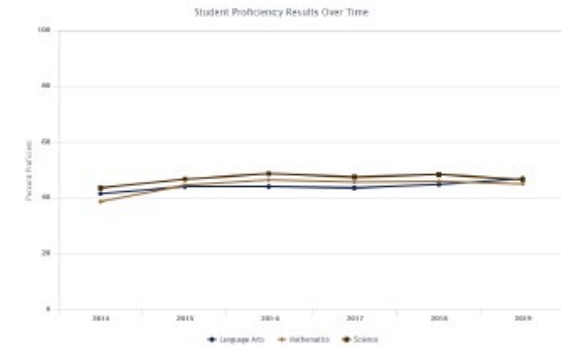
Proficiency		Total: 202/300
Language Arts	80/100	
Mathematics	61/100	
Science	61/100	
Growth		Total: 243/300
All Students		
Language Arts	45/50	
Mathematics	37/50	
Science	39/50	
Below Proficient		
Language Arts	45/50	
Mathematics	38/50	
Science	39/50	
College & Career Readiness		Total: 209/300
Graduation	149/150	
ACT	60/150	

Learn more:

- [Utah State Board of Education \(USBE\)](#)
- [USBE Data Gateway](#)
- [USIMS](#)

SAGE/RISE RESULTS

SAGE Proficiency %								
Language Arts			Mathematics			Science		
2015	2016	2017	2015	2016	2017	2015	2016	2017
57.1%	69.0%	68.1%	43.0%	57.0%	56.3%	57.9%	58.0%	61.7%



Student Proficiency Results Over Time for State of Utah						
Test Subject	2014	2016	2016	2017	2018	2019
Language Arts	41.0%	44.1%	44.1%	43.0%	44.0%	47.0%
Mathematics	30.1%	44.6%	40.9%	45.7%	45.0%	45.0%
Science	43.6%	46.6%	49.7%	47.0%	48.4%	46.6%

- <https://utahschoolgrades.schools.utah.gov/home/StateOverallPerformance?StateID=99&SchoolLevel=HS>
- <https://www.schools.utah.gov/data>
- <https://www.schools.utah.gov/data/reports>
- <https://datagateway.schools.utah.gov/>



American Academy of Innovation

SY 2020



Contact Support

Marie Steffensen

Marie.Steffensen@Schools.Utah.Gov

801-538-7990

Jenna Magnetti

Jenna.Magnetti@Schools.Utah.Gov

801-528-7505

