



**SOUTH SALT  
LAKE  
CITY ON THE  
MOVE**

**CITY COUNCIL**

BEN PENDER  
COREY THOMAS  
SHARLA BYNUM  
PORTIA MILA  
SHANE SIWIK  
MARK KINDRED  
RAY DEWOLFE

220 E MORRIS AVE  
SUITE 200  
SOUTH SALT LAKE CITY  
UTAH  
84115  
P 801.483.6027  
F 801.464.6770  
TTY: 711  
SSLC.COM

**CHERIE WOOD  
MAYOR**

220 E MORRIS AVE  
SUITE 200  
SOUTH SALT LAKE CITY  
UTAH  
84115  
P 801.464.6757  
801.464.6770  
TTY: 711

**ORDER OF SPECIAL MEETING**

As provided by Section 10-3-502, Utah Code Annotated 1953, as amended, we, the undersigned members of the City Council, order a **Special Meeting** of the City Council of the City of South Salt Lake to be held at **4:45 p.m. on Tuesday, November 19, 2019**, for the purpose set out in the attached agenda for such meeting. Public notice of the meeting shall be given pursuant to Sections 10-3-502 and 52-4-202, Utah Code Annotated 1953, as amended.

Dated this 13<sup>th</sup> day of November, 2019.



#### CITY COUNCIL

BEN PENDER  
COREY THOMAS  
SHARLA BYNUM  
PORTIA MILA  
SHANE SIWIK  
MARK KINDRED  
RAY DEWOLFE

220 E MORRIS AVE  
SUITE 200  
SOUTH SALT LAKE CITY  
UTAH  
84115  
P 801.483.6027  
F 801.464.6770  
TTY: 711  
SSLC.COM

#### CHERIE WOOD MAYOR

220 E MORRIS AVE  
SUITE 200  
SOUTH SALT LAKE CITY  
UTAH  
84115  
P 801.464.6757  
801.464.6770  
TTY: 711

### South Salt Lake City Council SPECIAL MEETING AGENDA

Pursuant to Order of Special Meeting signed by two members of the South Salt Lake City Council on November 13, 2019, notice is hereby given that the South Salt Lake City Council will hold a Special Meeting on Tuesday, November 19, 2019, in the City Council Chambers, 220 East Morris Avenue, **commencing at 4:45 p.m.**

Conducting: Ben Pender, Council Chair

#### Items for Discussion and Vote:

##### Board of Canvassers for Municipal General Election:

- 1. Accept and Approve the Results of the Municipal General Election held in South Salt Lake, Utah on November 5, 2019.**

THOSE NEEDING AUXILIARY COMMUNICATIVE AIDS OR OTHER SERVICES FOR THIS MEETING SHOULD CONTACT CRAIG D. BURTON AT 801-483-6027, GIVING AT LEAST 24 HOURS' NOTICE.

CRAIG D. BURTON  
CITY RECORDER  
November 15, 2019

SPECIAL MEETING  
SOUTH SALT LAKE CITY COUNCIL/BOARD OF CANVASSERS  
November 19, 2019

SPECIAL MEETING Tuesday, November 19, 2019  
4:45 p.m.

CITY OFFICES 220 East Morris Avenue  
South Salt Lake, Utah 84115

PRESIDING Council Chair Ben Pender

CONDUCTING Council Chair Ben Pender

BOARD OF CANVASSERS PRESENT:  
Mayor Wood, Sharla Bynum, Ben Pender, Portia Mila and Corey Thomas

BOARD MEMBERS EXCUSED:  
Ray deWolfe, Mark Kindred, and Shane Siwik

STAFF PRESENT:  
Hannah Vickery, Deputy City Attorney  
Craig Burton, City Recorder  
Ariel Andrus, Deputy City Recorder

OTHERS PRESENT:  
See attached list

**BOARD OF CANVASSERS**

**ITEMS FOR DISCUSSION AND VOTE:**

- 1. Accept and approve the results of the Municipal General Election held in South Salt Lake, Utah on November 5, 2019.** City Recorder, Craig Burton, reviewed election result handouts with the Board of Canvassers. A copy of the handouts are attached to these minutes and incorporated by this reference. The final results of the 2019 Municipal General Election were as follows:

**Council District At-Large:**

Natalie Pinkney	1,652
Mary Anna Southey	943

**Council District 1:**

Leanne Huff	463
Jared Fitts	261

**Council District 4:**

Portia Mila	436
George E. Kellogg	208

**Council District 5:**

Shane Siwik	258
Clarissa J. Williams	227

All Board Members present signed a statement accepting and approving the results of the election.

The meeting adjourned at 4:50 p.m.

  
Ben B. Pender, Council Chair

  
Craig D. Burton, City Recorder





**SOUTH SALT LAKE**  
**CITY ON THE**  
**MOVE**

November 19, 2019


Board of Canvassers, City of South Salt Lake  
220 East Morris Avenue, #200  
South Salt Lake, UT 84115

Honorable Board Members:

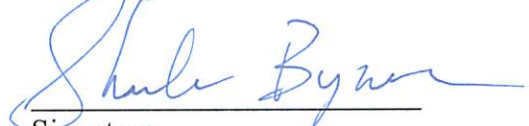
The *Official Canvass of Votes* for the November 5, 2019 Municipal General Election, convened in the Council Chambers of the City of South Salt Lake City Hall, on November 19, 2019. The results were presented to the Board for certification.

The South Salt Lake Board of Canvassers consisting of the following members hereby accept the official results:

Cherie Wood

  
Signature

Sharla Bynum

  
Signature

Ray deWolfe

\_\_\_\_\_  
Signature


Mark Kindred

\_\_\_\_\_  
Signature

Portia Mila

  
Signature

Ben B. Pender

  
Signature

L. Shane Siwik

\_\_\_\_\_  
Signature


Corey Thomas

  
Signature

**CHERIE WOOD**  
MAYOR

220 E MORRIS AVE  
SUITE 200  
SOUTH SALT LAKE CITY  
UTAH  
84115  
O 801.483.6000  
F 801.483.6001

I, Craig D. Burton, City Recorder in and for the City of South Salt Lake, State of Utah, do hereby certify that the attached report is a true and correct copy of the final tabulation of votes for the Municipal General Election held in South Salt Lake on Tuesday, November 5, 2019.

  
Craig D. Burton  
City of South Salt Lake City Recorder



OFFICIAL FINAL ELECTION RESULTS  
2019 GENERAL ELECTION  
SALT LAKE COUNTY, UTAH

Date:11/19/19  
Time:13:42:45  
Page:1 of 1

Cards Cast 2650

South Salt Lake Council At Large	
	Total
Vote For	1
Times Counted	2650
Total Votes	2595
NATALIE PINKNEY	1652 63.66%
MARY ANNA SOUTHEY	943 36.34%

South Salt Lake Council 1	
	Total
Vote For	1
Times Counted	735
Total Votes	724
LEANNE HUFF	463 63.95%
JARED FITTS	261 36.05%

South Salt Lake Council 4	
	Total
Vote For	1
Times Counted	651
Total Votes	644
PORTIA MILA	436 67.70%
GEORGE E. KELLOGG	208 32.30%

South Salt Lake Council 5	
	Total
Vote For	1
Times Counted	491
Total Votes	485
SHANE SIWIK	258 53.20%
CLARISSA J. WILLIAMS	227 46.80%

**OFFICIAL FINAL ELECTION RESULTS**  
**2019 GENERAL ELECTION**  
**SALT LAKE COUNTY, UTAH**  
**STATEMENT OF VOTES CAST**

Date:11/19/19  
Time:14:06:48  
Page:102 of 106

South Salt Lake Council At Large							
	Reg. Voters	Times Counted	Total Votes	MARY ANNA SOUTHEY		NATALIE PINKNEY	
<b>Jurisdiction Wide</b>							
<b>SSL001</b>							
Polling	222	0	0	0	-	0	-
Vote Centers	222	0	0	0	-	0	-
Vote By Mail	222	89	89	32	35.96%	57	64.04%
Early Voting	222	0	0	0	-	0	-
<b>Total</b>	<b>222</b>	<b>89</b>	<b>89</b>	<b>32</b>	<b>35.96%</b>	<b>57</b>	<b>64.04%</b>
<b>SSL002</b>							
Polling	489	0	0	0	-	0	-
Vote Centers	489	8	8	1	12.50%	7	87.50%
Vote By Mail	489	143	143	50	34.97%	93	65.03%
Early Voting	489	0	0	0	-	0	-
<b>Total</b>	<b>489</b>	<b>151</b>	<b>151</b>	<b>51</b>	<b>33.77%</b>	<b>100</b>	<b>66.23%</b>
<b>SSL003</b>							
Polling	66	0	0	0	-	0	-
Vote Centers	66	0	0	0	-	0	-
Vote By Mail	66	12	12	9	75.00%	3	25.00%
Early Voting	66	0	0	0	-	0	-
<b>Total</b>	<b>66</b>	<b>12</b>	<b>12</b>	<b>9</b>	<b>75.00%</b>	<b>3</b>	<b>25.00%</b>
<b>SSL004</b>							
Polling	714	0	0	0	-	0	-
Vote Centers	714	16	15	1	6.67%	14	93.33%
Vote By Mail	714	219	214	59	27.57%	155	72.43%
Early Voting	714	6	6	3	50.00%	3	50.00%
<b>Total</b>	<b>714</b>	<b>241</b>	<b>235</b>	<b>63</b>	<b>26.81%</b>	<b>172</b>	<b>73.19%</b>
<b>SSL005</b>							
Polling	705	0	0	0	-	0	-
Vote Centers	705	17	14	3	21.43%	11	78.57%
Vote By Mail	705	282	278	102	36.69%	176	63.31%
Early Voting	705	0	0	0	-	0	-
<b>Total</b>	<b>705</b>	<b>299</b>	<b>292</b>	<b>105</b>	<b>35.96%</b>	<b>187</b>	<b>64.04%</b>
<b>SSL006</b>							
Polling	918	0	0	0	-	0	-
Vote Centers	918	13	13	7	53.85%	6	46.15%
Vote By Mail	918	272	271	87	32.10%	184	67.90%
Early Voting	918	2	0	0	-	0	-
<b>Total</b>	<b>918</b>	<b>287</b>	<b>284</b>	<b>94</b>	<b>33.10%</b>	<b>190</b>	<b>66.90%</b>
<b>SSL007</b>							
Polling	1125	0	0	0	-	0	-
Vote Centers	1125	11	10	2	20.00%	8	80.00%
Vote By Mail	1125	316	314	109	34.71%	205	65.29%
Early Voting	1125	1	1	0	0.00%	1	100.00%



**OFFICIAL FINAL ELECTION RESULTS  
2019 GENERAL ELECTION  
SALT LAKE COUNTY, UTAH  
STATEMENT OF VOTES CAST**

Date:11/19/19  
Time:14:06:48  
Page:103 of 106

South Salt Lake Council At Large								
	Reg. Voters	Times Counted	Total Votes	MARY ANNA SOUTHEY		NATALIE PINKNEY		
Total	1125	328	325	111	34.15%	214	65.85%	
SSL008								
Polling	542	0	0	0	-	0	-	
Vote Centers	542	6	5	4	80.00%	1	20.00%	
Vote By Mail	542	225	213	99	46.48%	114	53.52%	
Early Voting	542	1	1	1	100.00%	0	0.00%	
Total	542	232	219	104	47.49%	115	52.51%	
SSL009								
Polling	447	0	0	0	-	0	-	
Vote Centers	447	7	7	2	28.57%	5	71.43%	
Vote By Mail	447	93	93	34	36.56%	59	63.44%	
Early Voting	447	1	1	0	0.00%	1	100.00%	
Total	447	101	101	36	35.64%	65	64.36%	
SSL010								
Polling	716	0	0	0	-	0	-	
Vote Centers	716	8	8	5	62.50%	3	37.50%	
Vote By Mail	716	164	160	48	30.00%	112	70.00%	
Early Voting	716	0	0	0	-	0	-	
Total	716	172	168	53	31.55%	115	68.45%	
SSL011								
Polling	754	0	0	0	-	0	-	
Vote Centers	754	11	10	4	40.00%	6	60.00%	
Vote By Mail	754	220	215	84	39.07%	131	60.93%	
Early Voting	754	3	3	1	33.33%	2	66.67%	
Total	754	234	228	89	39.04%	139	60.96%	
SSL012								
Polling	342	0	0	0	-	0	-	
Vote Centers	342	3	3	3	100.00%	0	0.00%	
Vote By Mail	342	82	80	32	40.00%	48	60.00%	
Early Voting	342	0	0	0	-	0	-	
Total	342	85	83	35	42.17%	48	57.83%	
SSL014								
Polling	1254	0	0	0	-	0	-	
Vote Centers	1254	13	13	5	38.46%	8	61.54%	
Vote By Mail	1254	400	389	150	38.56%	239	61.44%	
Early Voting	1254	6	6	6	100.00%	0	0.00%	
Total	1254	419	408	161	39.46%	247	60.54%	
Total								
Polling	8294	0	0	0	-	0	-	
Vote Centers	8294	113	106	37	34.91%	69	65.09%	
Vote By Mail	8294	2517	2471	895	36.22%	1576	63.78%	
Early Voting	8294	20	18	11	61.11%	7	38.89%	
Total	8294	2650	2595	943	36.34%	1652	63.66%	

OFFICIAL FINAL ELECTION RESULTS  
 2019 GENERAL ELECTION  
 SALT LAKE COUNTY, UTAH  
 STATEMENT OF VOTES CAST

Date:11/19/19  
 Time:14:06:48  
 Page:104 of 106

South Salt Lake Council 1							
	Reg. Voters	Times Counted	Total Votes	JARED FITTS		LEANNE HUFF	
Jurisdiction Wide							
SSL002							
Polling	489	0	0	0	-	0	-
Vote Centers	489	8	7	0	0.00%	7	100.00%
Vote By Mail	489	143	139	37	26.62%	102	73.38%
Early Voting	489	0	0	0	-	0	-
Total	489	151	146	37	25.34%	109	74.66%
SSL004							
Polling	714	0	0	0	-	0	-
Vote Centers	714	16	15	8	53.33%	7	46.67%
Vote By Mail	714	219	217	71	32.72%	146	67.28%
Early Voting	714	6	6	1	16.67%	5	83.33%
Total	714	241	238	80	33.61%	158	66.39%
SSL005							
Polling	705	0	0	0	-	0	-
Vote Centers	705	17	16	8	50.00%	8	50.00%
Vote By Mail	705	282	280	112	40.00%	168	60.00%
Early Voting	705	0	0	0	-	0	-
Total	705	299	296	120	40.54%	176	59.46%
SSL006							
Polling	54	0	0	0	-	0	-
Vote Centers	54	1	1	0	0.00%	1	100.00%
Vote By Mail	54	22	22	13	59.09%	9	40.91%
Early Voting	54	0	0	0	-	0	-
Total	54	23	23	13	56.52%	10	43.48%
SSL007							
Polling	34	0	0	0	-	0	-
Vote Centers	34	1	1	0	0.00%	1	100.00%
Vote By Mail	34	20	20	11	55.00%	9	45.00%
Early Voting	34	0	0	0	-	0	-
Total	34	21	21	11	52.38%	10	47.62%
Polling	1996	0	0	0	-	0	-
Vote Centers	1996	43	40	16	40.00%	24	60.00%
Vote By Mail	1996	686	678	244	35.99%	434	64.01%
Early Voting	1996	6	6	1	16.67%	5	83.33%
Total	1996	735	724	261	36.05%	463	63.95%

OFFICIAL FINAL ELECTION RESULTS  
 2019 GENERAL ELECTION  
 SALT LAKE COUNTY, UTAH  
 STATEMENT OF VOTES CAST

Date:11/19/19  
 Time:14:06:49  
 Page:105 of 106

South Salt Lake Council 4							
	Reg. Voters	Times Counted	Total Votes	PORTIA MILA		GEORGE E. KELLOGG	
Jurisdiction Wide							
SSL008							
Polling	542	0	0	0	-	0	-
Vote Centers	542	6	6	4	66.67%	2	33.33%
Vote By Mail	542	225	223	156	69.96%	67	30.04%
Early Voting	542	1	1	1	100.00%	0	0.00%
Total	542	232	230	161	70.00%	69	30.00%
SSL014							
Polling	1254	0	0	0	-	0	-
Vote Centers	1254	13	13	8	61.54%	5	38.46%
Vote By Mail	1254	400	395	263	66.58%	132	33.42%
Early Voting	1254	6	6	4	66.67%	2	33.33%
Total	1254	419	414	275	66.43%	139	33.57%
Polling	1796	0	0	0	-	0	-
Vote Centers	1796	19	19	12	63.16%	7	36.84%
Vote By Mail	1796	625	618	419	67.80%	199	32.20%
Early Voting	1796	7	7	5	71.43%	2	28.57%
Total	1796	651	644	436	67.70%	208	32.30%

OFFICIAL FINAL ELECTION RESULTS  
 2019 GENERAL ELECTION  
 SALT LAKE COUNTY, UTAH  
 STATEMENT OF VOTES CAST

Date:11/19/19  
 Time:14:06:49  
 Page:106 of 106

South Salt Lake Council 5							
	Reg. Voters	Times Counted	Total Votes	SHANE SIWIK		CLARISSA J. WILLIAMS	
Jurisdiction Wide							
SSL010							
Polling	716	0	0	0	-	0	-
Vote Centers	716	8	8	6	75.00%	2	25.00%
Vote By Mail	716	164	163	85	52.15%	78	47.85%
Early Voting	716	0	0	0	-	0	-
Total	716	172	171	91	53.22%	80	46.78%
SSL011							
Polling	754	0	0	0	-	0	-
Vote Centers	754	11	11	9	81.82%	2	18.18%
Vote By Mail	754	220	216	111	51.39%	105	48.61%
Early Voting	754	3	3	2	66.67%	1	33.33%
Total	754	234	230	122	53.04%	108	46.96%
SSL012							
Polling	342	0	0	0	-	0	-
Vote Centers	342	3	3	0	0.00%	3	100.00%
Vote By Mail	342	82	81	45	55.56%	36	44.44%
Early Voting	342	0	0	0	-	0	-
Total	342	85	84	45	53.57%	39	46.43%
Polling	1812	0	0	0	-	0	-
Vote Centers	1812	22	22	15	68.18%	7	31.82%
Vote By Mail	1812	466	460	241	52.39%	219	47.61%
Early Voting	1812	3	3	2	66.67%	1	33.33%
Total	1812	491	485	258	53.20%	227	46.80%