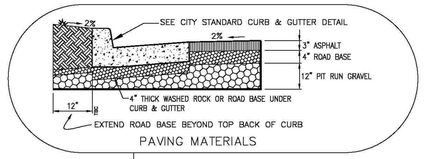


PAVING MATERIALS

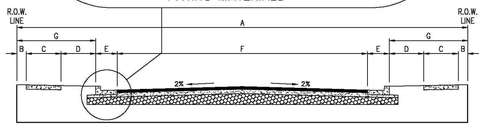


TYPICAL STREET CROSS-SECTIONS

| STREET DESCRIPTION | WIDTHS | | | | | | |
|---|---|---|---|---|---|---|---|
| | A RIGHT-OF-WAY | B | C SIDEWALK | D PARK STRIP | E CURB & GUTTER | F ASPHALT | G |
| 60' R/W | 60' | 1' | 4' | 6' | 2.5' | 33' | 11' |
| 66' R/W | 66' | 1' | 4' | 6' | 2.5' | 39' | 11' |
| 80' R/W | 80' | 1' | 4' | 8' | 2.5' | 49' | 13' |
| 99' R/W | 99' | 10' | 4' | 9' | 2' | 49' | 2.3' |
| 99' R/W 3700 N – 200' West of HWY (South side) | 99' | 1' | 5' | 35' | 2.5' | 39' | 41' |
| 99' R/W 3700 N – 200' West of HWY (North side) | 99' | 1' | 5' | 8' | 2.5' | 39' | 14' |

PARTIAL STREET CROSS-SECTION

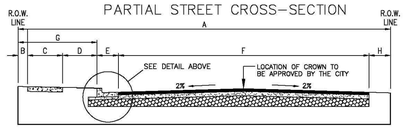


| WIDTHS | | | | | | | |
|---|---|---|---|---|---|---|---|
| A RIGHT-OF-WAY | B | C SIDEWALK | D PARK STRIP | E CURB & GUTTER | F ASPHALT | H |
| See Note | 1' | 4' | 6' | 2.5' | 33' | See Note |

NOTE:
WIDTHS "A" & "H" MUST BE APPROVED BY THE CITY PRIOR TO CONSTRUCTION.

| Skyline AER, INC. | Hyde Park City Standard Drawings | Street Cross-Sections | Drawing No. 201 Revised 03-10-15 |
|---|---|---|---|

# STANDARD 6" VERTICAL BACK

NOTES:
1. OTHER CURB & GUTTER DESIGNS MUST BE APPROVED IN WRITING BY THE CITY ENGINEER.
2. CURVED SECTIONS OF CURB & GUTTER MUST BE FORMED IN ONE CONTINUOUS ARC WITH NO ANGLES.

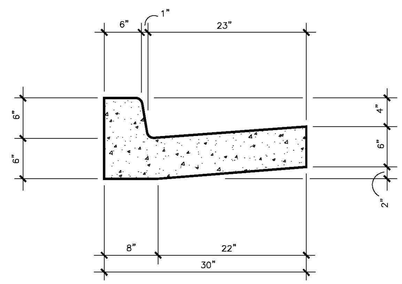


| Skyline AER, INC. | Hyde Park City Standard Drawings | Curb and Gutter | Drawing No. 210 Revised 03-10-15 |
|---|---|---|---|

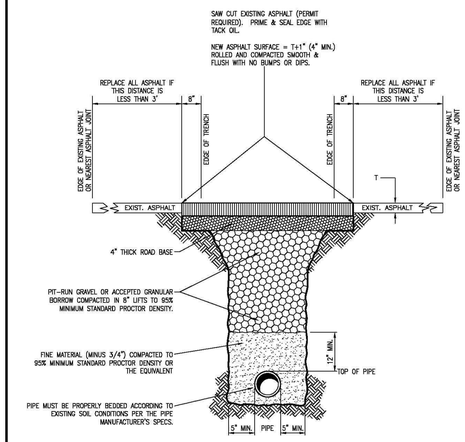


## NOTES

1. ALL NEW ASPHALT SHALL BE INSTALLED FLUSH WITH THE EXISTING ASPHALT SURFACE WITH NO MORE THAN 1/2" VARIANCE FROM A STRAIGHT EDGE LAID ACROSS THE TRENCH CUT. IF THE NEW ASPHALT BULGES OR SETTLES MORE THAN THIS TOLERANCE ONE YEAR AFTER INSTALLATION, THE DEVELOPER WILL REMOVE THE ASPHALT AND RE-PAVE THE CUT AREA TO THE ABOVE TOLERANCE. IF THE ASPHALT PLANTS ARE CLOSED FOR THE SEASON, USE "COLD MIX" ASPHALT OR FLOWABLE FILL, AND REPLACE IT WITH "HOT MIX" WITHIN 30 DAYS AFTER THE PLANTS REOPEN.
2. TYPE "T-A" TRENCHES REQUIRE COMPACTION TESTS APPROVED BY THE CITY ENGINEER. THIS APPROVAL DOES NOT RELIEVE THE CONTRACTOR FROM THE REQUIREMENTS IN NOTE 1. CONTRACTOR WILL GIVE THE CITY ENGINEER WRITTEN CERTIFICATION OF PROPER COMPACTION FROM A LICENSED SOILS TESTING ENGINEER.
3. ALL SPOIL MATERIAL EXCAVATED FROM TRENCHES SHOULD BE EXPORTED FROM CITY PROPERTY. ALL TRENCHING MUST COMPLY WITH FEDERAL OSHA REQUIREMENTS.

| Skyline AER, INC. | Hyde Park City Standard Drawings | Type "A" Trench Parallel to Traffic Flow | Drawing No. 101 Revised 03-10-15 |
|---|---|---|---|

ALL SPOIL MATERIAL EXCAVATED FROM TRENCHES SHOULD BE EXPORTED FROM CITY PROPERTY. ALL TRENCHING MUST COMPLY WITH FEDERAL OSHA REQUIREMENTS.

RESTORE FINISH SURFACE OF ALL TRENCHES ON CITY PROPERTY TO ORIGINAL OR BETTER CONDITION.

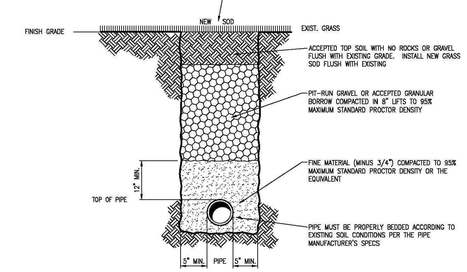


| Skyline AER, INC. | Hyde Park City Standard Drawings | Type "S" Trench In Existing Grass Sod | Drawing No. 104 Revised 03-10-15 |
|---|---|---|---|

Job Number 19-008

Sheet 7 of 8

July 24, 2019 — Date
No Scale — Scale
D.T. — Designed by
D.T. — Drawn By

Revisions

DETAIL SHEET 2

FOX CANYON

HYDE PARK, UTAH

LICENSED PROFESSIONAL ENGINEER No. 318971 DAN B TURNER STATE OF UTAH


Turner Design Engineering, Inc.
CIVIL ENGINEERING ▲ LAND PLANNING
1015 SOUTH 600 EAST PROVIDENCE, UTAH 84332
(435) 695-8245