MAG
Budget

FY19-20

July 1, 2019 - June 30, 2020

Aging & Family Services	Regional Planning	Community & Economic Development	Administration

MAG
Expert Resources. Enriching Lives.

DRAFT

MAG
BUDGET

FY19-20

July 1, 2019 – June 30, 2020

Prepared by:
MAG
586 E 800 N
Orem, UT 84097
801-229-3800
www.mountainland.org

Adopted:

DRAFT

Table of Contents

Executive Summary 1

Budget Message 3

PEHP Rates 9

COLA/Merit 10-Year Historic Chart 10

Revenue and Expenditure Graphs 11

MAG Organization Chart 16

Budget Category Definition 17

Department of Aging and Family Services 19
- In-Home Programs 22
- Nutrition Program 24
- Support Services 26
- Long-Term Care Ombudsman Program 28
- Retired and Senior Volunteer Program 30
- Home Energy Target Assistance Program (HEAT) 32
- Weatherization 34

Department of Regional Planning 36
- Metropolitan Planning Organization – Utah County 39
- Strategic Planning 43
- UDOT Exchange Pass Through Program 44
- Local Planning Assistance 45
- Rural Planning Organization – Wasatch County 47

Department of Community & Economic Development 49
- Summit & Wasatch Counties Community Development Block Grant 50
- Lehi City CDBG 52
- Utah County Community Development Block Grant 53
- Mountainland Economic Development District 54
- Revolving Loan Fund 56

Administrative Services 57

Budget Summary
- Fund Definitions 59
- Outside Contracts 59
- Revenues 60
- Contracts in Process 61
- Spending Estimates 62
- General Fund Expenditures 63

Jurisdiction Cash Assessments 64
Revenue Comparison 65
Expenditure Comparison 66

FY19-20 Budget Resolution 67

Glossary of Acronyms 68

Executive Summary FY19-20

This is a balanced budget.

Salaries and Revenue

Total **salaries this year** will be **$3,936,883** (which includes the assumptions on COLA, Merit, Insurance, Retirement, and Longevity as listed below), an approximately **nineteen percent (19%) increase** from **last year's** total of **$3,312,356**. This is mainly due to MAG being awarded the area contract for Weatherization in the fall of 2018. This was a budget neutral addition to MAG, in other words, the increase in expense for the program was offset with an equal increase in revenues. Our total **revenue** is about **$24,589,684**, representing a **decrease from last year's $26,649,032**. This decrease is due mainly to how the third year of MAG/UDOT federal road exchange funds are budgeted.

COLA and Merit

To determine the Cost of Living Adjustment (COLA), we looked at three indexes. The **Social Security COLA** which increased **2.8%**, the **National CPI** (Consumer Price Index) with a **2.4%** increase and the **West Region CPI-U** (Thirteen western states' Consumer Price Index-Urban) which went up **3.3%** last year. The Social Security increase is based on the previous year's inflation (November 2017 to Nov 2018), the National CPI and the West Region CPI-U (converted to an annual average inflation rate), are both based on the previous 12-month period (Jan 2018 to Dec 2018). The average of the three indexes is **2.8%**. Typically, the MAG COLA is an arbitrary number somewhat loosely based on the COLA and the Budget. We would like to make a policy that the COLA be the average of the three above mentioned indexes, rather than an arbitrary number.

We are proposing a **2.8% COLA.**

The *Mountainland AOG Personnel Policies and Procedures,* Page 22 states, "...average merit rate is dependent upon budget availability from year to year, but is generally considered to be 2%." Over the last 10 years, the average merit has been .8%. With a recommended 2.5% merit, the 10-year average is 1.05%.

We are proposing a possible **Merit** of up to **2.5%**.

See attached COLA/Merit 10-year Historic Chart (page 10).

Insurance

Our insurance carrier is Public Employees Health Plan (PEHP). The insurance premium is based on the previous year's insurance usage. PEHP has given us the actual rates for FY 18-19. The health insurance premium increase is 2.7%, while the dental premium stayed the same as last year. The total increase represents a less than **one percent (.99%)** increase of

our budgeted fringe amount ($18,200 annual total out of $1,880,759 annual total fringe) or a **0.5% in salary**.

We are proposing MAG cover the **2.7% increase for insurance.**

Retirement

MAG is a member of the Utah Retirement System (URS). The retirement rate is the same as last year.

We are proposing **no change in retirement** this year.

Longevity

Additionally, for the last 5 years we have set one percent **(1%)** of salaries aside for a longevity bonus (approximately $39,369). We take the total combined months that all employees have worked at MAG. We then divide the total dollar amount by the total months of employment to come up with a "month's equivalent" at about $3.50 per month. Then we multiply the $3.5 by the actual number of months the employee has worked at MAG and they get that total amount as a lump sum on their first paycheck in November as a holiday bonus. Someone who has worked here 10 years or 120 months gets $420 ($3.50 x 120). The average bonus is about $500. We were asked four years ago by the Steering Committee to come up with a way to reward good-experienced employees without having the highest paid employees getting most of the bonus money. We do not have a goal-based bonus system because we feel that sets employees up to make bad decisions to get their bonus rather than a harder right decision that is best for MAG and our communities.

We are proposing to continue the **1% Longevity** as described above.

Summary

Our total salary/fringe increase of **2.8% COLA + ≤2.5% Merit** (calculated as **1.25%** because it is only half the year) **+ 0.5% Insurance** + **1.0% longevity = 5.5% budget impact**. As stated above, with these changes **our combined salary and fringe will be about 19.5% (adjusting back to a pre-weatherization percent of 6.2%) more than last year.**

Budget Message

FY19-20

May 23, 2019

Members of Executive Council:

Submitted herewith is a tentative budget for fiscal year 2019-2020. It will become final upon approval of the Mountainland Executive Council.

Budget Information

Each department has evaluated its budget with their various boards before Executive Council approval.

Our budget this year will be close to the two previous years; while overall revenues in each program category are up somewhat or steady compared to last year, the total budget will be down from the previous $26.6M to $24.5M. This is not due to significant revenue or program changes, but in how we budget funding flows from the federal transportation exchange funds. All funds that come through MAG are identified in the budget; however, some funds are not used for MAG staffing or programs. As discussed in previous years, we have a pilot program with UDOT to trade our federal transportation funds for UDOT state funds that are distributed by MAG to local entities for construction projects. These funds will now show up in the MAG budget, but not in staffing or programs, and any comparison with previous years budgets must take this into consideration.

If funds are approved by MAG but stay in accounts controlled by another entity (e.g. CMAQ, some CDBG, and Federal Highways) and are distributed directly to a contractor, that money does not show in our budget.

Requests for transportation planning studies go before the Technical Advisory Committee for vetting and prioritization before going to the Metropolitan Planning Organization's Regional Planning Committee. This is a practice that was started in 2018. Planning studies are a typical line item in our Metropolitan Planning Organization (MPO) budget.

Total budgeted salaries have increased from $3.3M to about $3.9M or approximately 19%. This is mostly due to MAG being awarded the area contract for Weatherization in the fall of 2018. This was a budget neutral addition to MAG, in other words, the increase in expense for the program was offset with an equal increase in revenues. Additionally, COLA, Merit and Longevity also contribute to the increase. Fringe has increased just under 1%. Health insurance has increased 2.7% (total of $8,382 increase or 0.5% of total salary/fringe budget which is about $18 per employee, per month) while retirement costs have stayed the same.

In the past we have had between 0% and 3% salary increases. We are in a strong economy with nearly full employment and inflationary pressures, and so expect to see additional future increases. We have been very financially conservative in the past and continue to do so.

Introduction

This budget is intended to address the needs and priorities of the member jurisdictions within the Mountainland Association of Governments. We hope the cities and counties will take the opportunity to review and study it and provide comments to the Executive Council regarding the priorities established. Every effort has been made to leverage and match every dollar to its maximum potential.

This is a balanced budget as is required of MAG. The total number of benefited staff members has increased from 31 to 38 (again mostly due to Weatherization), consistent with our staffing plan. We expect this number to go down, due to retirements and changing workloads.

The outlook for the organization is strong. Our biggest challenge as we move forward is succession planning to replace current staff expected to retire over the next few years. Our plan is to have some transitional overlap of employees which will show a temporary increase in salary and staffing; however, it is expected that new employees who will be replacing longer-term employees will be funded at lower levels. Additionally, we will be reassessing work load to ensure all staff are being utilized at equal levels, and some individual work assignments may be changed from time to time as needed.

The general fund budget concept of $0.25 per capita dues rate is continued in this year's budget, which is the same rate as established in 2005. The most recently adopted U.S. Census population numbers (2017) are used in this budget and has slightly increased the General Fund allocation by $4,204.

MAG's current expenses are tracking at our budgeted amounts from last year.

Budget Format

Some of our grants and contracts are for time periods other than the standard July 1 to June 30 fiscal year and may start and end at different times. This situation forces us to make "best estimates" on revenue and expenditures for the established fiscal year. We use past financial records to back up these estimates since our accounting system follows the grants and contracts management process.

This year we are continuing to present to you a "current contract actual" budget and then adapting a "2019-2020 annual" budget plan which represents the proportionate share of the "current contract actual" budget we propose to spend between July 1, 2019 and June 30, 2020. The "current contract actual" budget figures all tie back to our accounting system and are

defensible in every detail. The “2019-2020 annual” budget figures will continue to represent the “best estimates” approach of the past. The budget reflects "cost category" annual comparisons in pie chart format (similar to the annual audit presentation) in answer to the need for year-by-year comparison.

Budget Context

This budget reflects a snapshot in time. As stated earlier, revenue sources include several grants coming to MAG at different times of the year and for differing lengths of time. Several staff may perform work tasks within a single grant and it may also take more than one grant source to completely fund a single work program.

As each grant is received, slight modifications may be necessary in order to meet actual contractual obligations. However, Executive Council and the appropriate Advisory Committees review and approve each work program separately from this budget according to specific grantor and program requirements. As they are approved, these work programs and actual budgets become amendments to the MAG budget.

Budget Highlights

Mountainland has been able to weather the ups and downs of both the local and federal economies. MAG's federal allocations have remained level or are slightly increased over the last several years. However, we are still cautious about these funding levels as we move forward, and MAG has taken steps to counteract possible reductions in funding or temporary shutdowns of the federal governments as explained below.

In 2000, the Executive Council directed staff to build a $200,000 Cash Reserve Fund, and that was accomplished. The dollar amount stayed at $200,000 until 2009, when the Executive Council increased the Reserve amount to 18% of the operating budget, to be fully funded over multiple years. Consistent with direction from the Executive Council in April 2013, staff is currently increasing this fund to 25% of total annual operating costs. This fund is identified as the Cash Reserve Account of the General Fund and has a balance of $1,100,000 with a targeted amount of $1,200,000. We anticipate reaching that target in four more years. Additionally, MAG has a Capital Improvement Fund (CIF) for major repairs to the building, which has approximately $25,000 in it. Both accounts are funded through local cash savings as federal funds cannot be used for this purpose.

Communities in Utah County have been paying about $50,000 per year to the Aging Department for In-Home Services and Meals-on-Wheels. These have been renamed simply as "Aging Services." Additionally, our education efforts at the state legislature will continue focusing on Aging Services and Budgets in addition to our traditional transportation efforts. We have been successful in increasing state funding of both Aging Services and Local Planning Assistance.

For the last several years when an employee quits or retires, we have either not filled the

position, or we have filled the position with an entry-level position or intern. We see our current staff levels to be the minimum required to deliver services, and we will keep a vigilant eye out to ensure that services do not drop below acceptable levels. While we have a couple of unfilled positions in the budget, consistent with our staffing plan, we will be hiring a couple of temporary part-time staff to ensure the delivery of services stay at appropriate levels. With these and other actions staff feels Mountainland can ensure long-term financial stability without unduly increasing local contributions.

The Regional Planning Department has included a $50,000 budget item for a consultant project management specialist to assist with the federal transportation-exchange program. The consultant will provide on-call technical assistance to MAG and local staff during construction of TIP projects without assigned UDOT project managers.

Revenues

Our total **revenue** is **$24,589,684**, representing a **decrease from last year's $26,649,032**. This decrease is due mainly to how the third year of MAG/UDOT federal road exchange funds are budgeted. Our Local Planning Assistance funding from the State has remained the same as last year at $140,000, which is now double that of earlier years. Additionally, we were able to receive an ongoing statewide apportionment of $750,000 for aging services. MAG's portion equals approximately $115,000. The General Fund will be $171,352 based upon the budget formula adopted in 2005, of $0.25 per capita. This is slightly higher than last year which was $167,148. A detailed explanation of the proposed use of this fund is found in the budget. Other revenues from state and local sources are expected to stay relatively flat, while federal funds will increase significantly.

Expenses

Total **salaries this year** will be **$3,936,883** (which includes the assumptions on COLA, Merit, Insurance, Retirement, and Longevity as listed below), an approximately **nineteen percent (19%) increase** from **last year's** total of **$3,312,356**. This is mainly due to MAG being awarded the area contract for Weatherization in the fall of 2018. This was a budget neutral addition to MAG, in other words, the increase in expense for the program was offset with an equal increase in revenues.

COLA

The MAG Employee Handbook states "Cost-of-living adjustments to the salary schedule shall be considered annually in conjunction with the Mountainland AOG budget approval process. Mountainland AOG may utilize either market survey results or cost-of-living index data (local and/or federal) or a combination thereof as a basis for making COLA recommendations to the Steering Committee. Final determination and approval of any COLA adjustment shall be made by the Steering Committee and/or Executive Council. Any approved adjustment will become effective on July 1, or at the beginning of the budget year, and shall be within the overall revenue constraints of the annual budget."
To determine the Cost of Living Adjustment (COLA), we looked at three indexes: The **Social**

Security COLA which increased **2.8%**, the **National CPI** (Consumer Price Index) with a **2.4%** increase and the **West Region CPI-U** (Thirteen western states' Consumer Price Index-Urban) which went up **3.3%** last year. The Social Security COLA is based on the previous year's inflation (Nov 2017 to Nov 2018), the National CPI and the West Region CPI-U are both based on the prevailing 12-month period from Jan 2018 to Dec 2018. We then try to project future FY19-20 inflation/COLA rates based on the trend of these rates. With strong job growth and low unemployment in the urban areas of Utah, **we expect inflation will continue to rise in our region over the next year.**

Further, we compared past MAG COLA rates to the above three indexes over a ten-year period. **See the attached table (page 10).** Given an assumption of a 2.8% MAG COLA this year, MAG would have a ten-year total of 14.8%. During this same period the other indexes were at 13.6% for Social Security, 15.5% for CPI and 18.3% for the West Region CPI-U.

An assumed MAG COLA of 2.8% this year would put MAG at the average or the indexes over the last year. Typically, the MAG COLA is an arbitrary number somewhat loosely based on the COLA and the Budget. We would like to make a policy that the COLA be the average of the three above mentioned indexes, rather than an arbitrary number.

We are proposing a **2.8% COLA.**

See attached COLA/Merit 10-year Historic Chart (page 10).

Merit

The *Mountainland AOG Personnel Policies and Procedures,* Page 22 states, "…average merit rate is dependent upon budget availability from year to year, but is generally considered to be 2%." Over the last 10 years, the average merit has been .8%. With a recommended 2.5% merit, the 10-year average is 1.05%.

We are proposing a possible **Merit ≤2.5%**.

Insurance

Our insurance carrier is Public Employees Health Plan (PEHP). The insurance premium is based on the previous year's insurance usage and PEHP has provided us the actual rates for FY19-20. The health insurance premium increase is 2.7%, while the dental premium stayed the same as last year. The total increase represents less than **one percent (.99%)** increase of our budgeted fringe amount ($18,200 annual total out of $1,880,759 annual total fringe, or just over $18 per employee, per month). Other agencies have seen higher increases in insurance. MAG has a wellness program, which we believe reduces health care costs. **See attached PEHP rates (page 9).**

We are proposing MAG cover the **2.7% increase for insurance.**

Retirement

MAG is a member of the Utah Retirement System (URS). The retirement rate is the same as last year.

We are proposing **no change in retirement** this year.

Longevity

Additionally, for the last 7 years we have set one percent **(1%)** of salaries aside for a longevity lump sum (approximately $39,369). We take the total combined months that all employees have worked at MAG. We then divide the total dollar amount by the total months of employment to come up with a "month's equivalent" at about $3.50 per month. Then we multiply the $3.50 by the actual number of months the employee has worked at MAG and they get that total amount as a lump sum on their first paycheck in November for longevity. For example, someone who has worked here 10 years or 120 months gets $420 ($3.50 x 120). The average lump sum is about $500. We were asked five years ago by the Steering Committee to come up with a way to reward good, experienced employees without having the highest paid employees getting most of the money. We do not have a goal-based bonus system because we feel that sets employees up to make bad decisions to get their bonus rather than make correct decisions that are best for MAG and our communities.

We are proposing to continue the **1% Longevity** as described above.

Summary

Our total salary/fringe increase of **2.8% COLA + ≤2.5% Merit** (calculated as **1.25%** because it is only half the year) **+ 0.5% Insurance** + **1.0% longevity = 5.5% budget impact**. As stated above, with these changes **our combined salary and fringe will be about 19.5% (adjusting back to a pre-weatherization percent of 6.2%) more than last year.**

We project other expenses to remain relatively flat for the year.

In Conclusion

This budget emphasizes maintaining current operational service levels. The support of Executive Council is requested at this time. If you have any questions, please contact Steve Johnson, Chief Financial Officer, or me.

Respectfully,

Andrew K. Jackson
Executive Director

Rate Sheet

Mountainland Association of Governments

LOCAL GOVERNMENTS RISK POOL: Rate Renewal July1, 2019 to July 30, 2020

CURRENT MEDICAL PLAN

Advantage & Summit LGRP Traditional Option 2

	Single	Double	Family
Current	$647.14	$1,339.58	$1,811.98
New	$664.62	$1,375.74	$1,860.92

Renewal: 2.7%

Summit Exclusive Network Discount: -9.6%
Capital Network Discount: -11.5%

CURRENT DENTAL PLANS

Preferred Dental Care (No Waiting Period)

	Single	Double	Family
Current	$47.42	$64.86	$98.18
New	$47.42	$64.86	$98.12

Renewal: 0.0%

Premium Dental Care (No Waiting Period)

	Single	Double	Family
Current	$56.00	$76.56	$115.90
New	$56.00	$76.56	$115.90

Renewal: 0.0%

Overall Dental Renal: 0.0%

WWW.PEHP.ORG

Historic COLA/Merit Chart FY19-20

Comparison of Social Security Cost of Living Allowance, the National Consumer Price Index, the West Region CPI-Urban, and Mountainland Association of Governments COLA from 2010 to 2019. The CPI and CPI-U for 2019 is from the Bureau of Labor Statistic from March 2018 to March 2019. Social Security COLA is based on the previous 12 months November of 2017 to November 2018.

COLA						**Merit**
Year	Social Security	CPI	West Region CPI-U[1]	Avg of Indices	MAG COLA	MAG Merit
2019	**2.8**	**2.4**	**3.3**	**2.8**	**2.8**	**2.5**
2018	2.0	2.1	2.8	2.3	3.0	2.0
2017	0.3	1.3	1.9	1.2	2.0	2.0
2016	0.0	0.1	1.2	0.4	1.0	2.0
2015	1.7	1.6	1.9	1.7	1.0	1.0
2014	1.5	1.5	1.5	1.5	1.0	1.0
2013	1.7	2.1	2.2	2.0	1.0	0.0
2012	3.6	3.2	2.8	3.2	1.0	0.0
2011	0.0	1.6	1.1	0.9	2.0	0.0
2010	0.0	-0.4	-0.4	-0.3	0.0	0.0
Total	**13.6**	**15.5**	**18.3**	**15.8**	**14.8**	**10.5**
Average	1.36	1.55	1.83	1.58	1.48	1.05

[1]The West Region covered in this release is comprised of the following thirteen states: Alaska, Arizona, California, Colorado, Hawaii, Idaho, Montana, Nevada, New Mexico, Oregon, Utah, Washington, and Wyoming.

AOG Revenue by Source

This chart shows the total annual revenue that goes through the MAG budget by source of funds such as federal, state, local, and contributions. Total revenue has quadrupled over the last 15 years. Half of that increase was due to an exchange with UDOT of federal transportation funds for state funds. Additionally, funding from other sources has increased such as with the addition of the HEAT program a few years ago and recently being awarded the area contract for Weatherization Fall 2018.

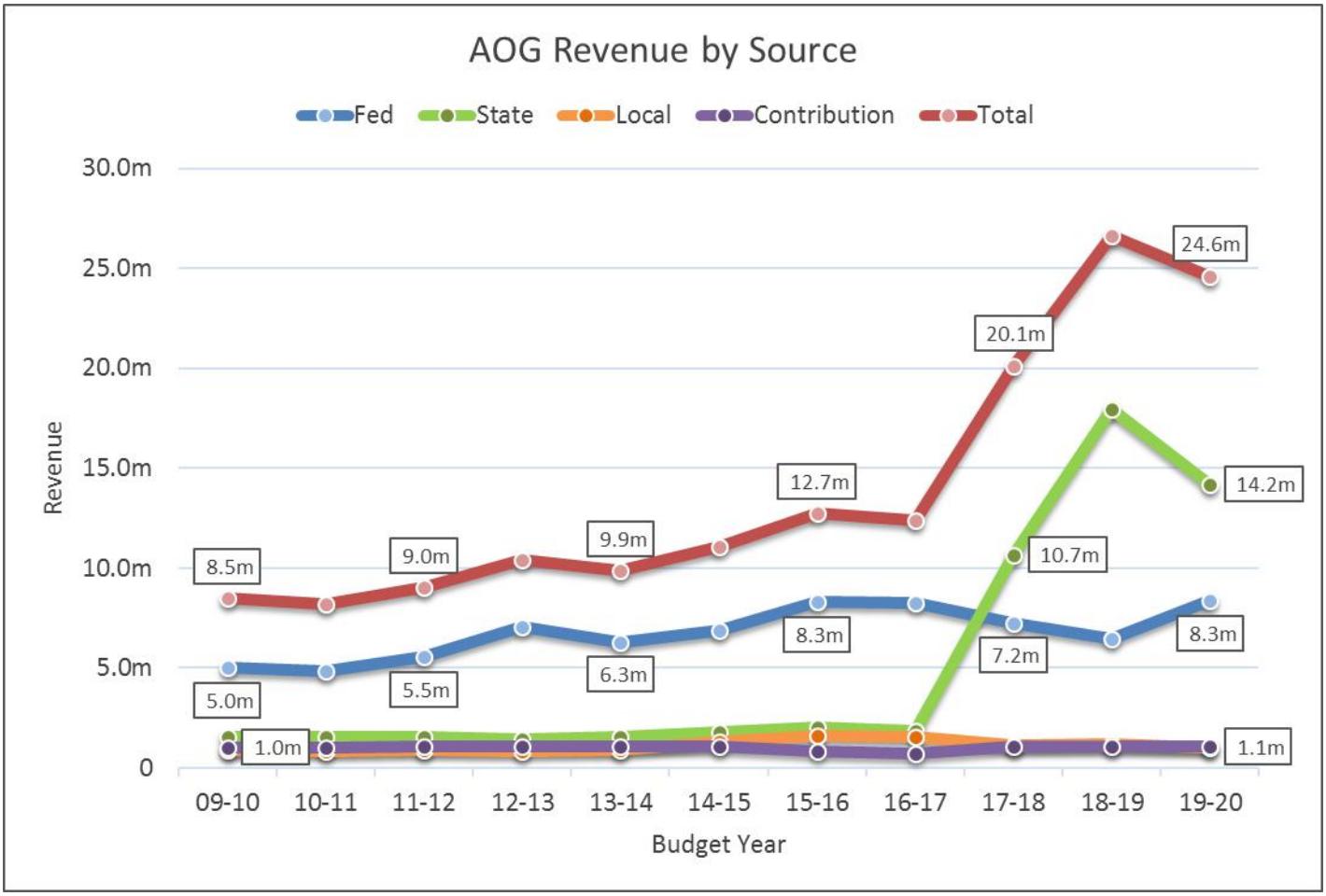

Percent AOG Revenue by Source

This chart is similar to the previous chart, except that it is based on percentages rather than real dollar amounts. Due to the exchange program identified on the previous chart, MAG has gone from a majority federally funded agency to a majority state funded.

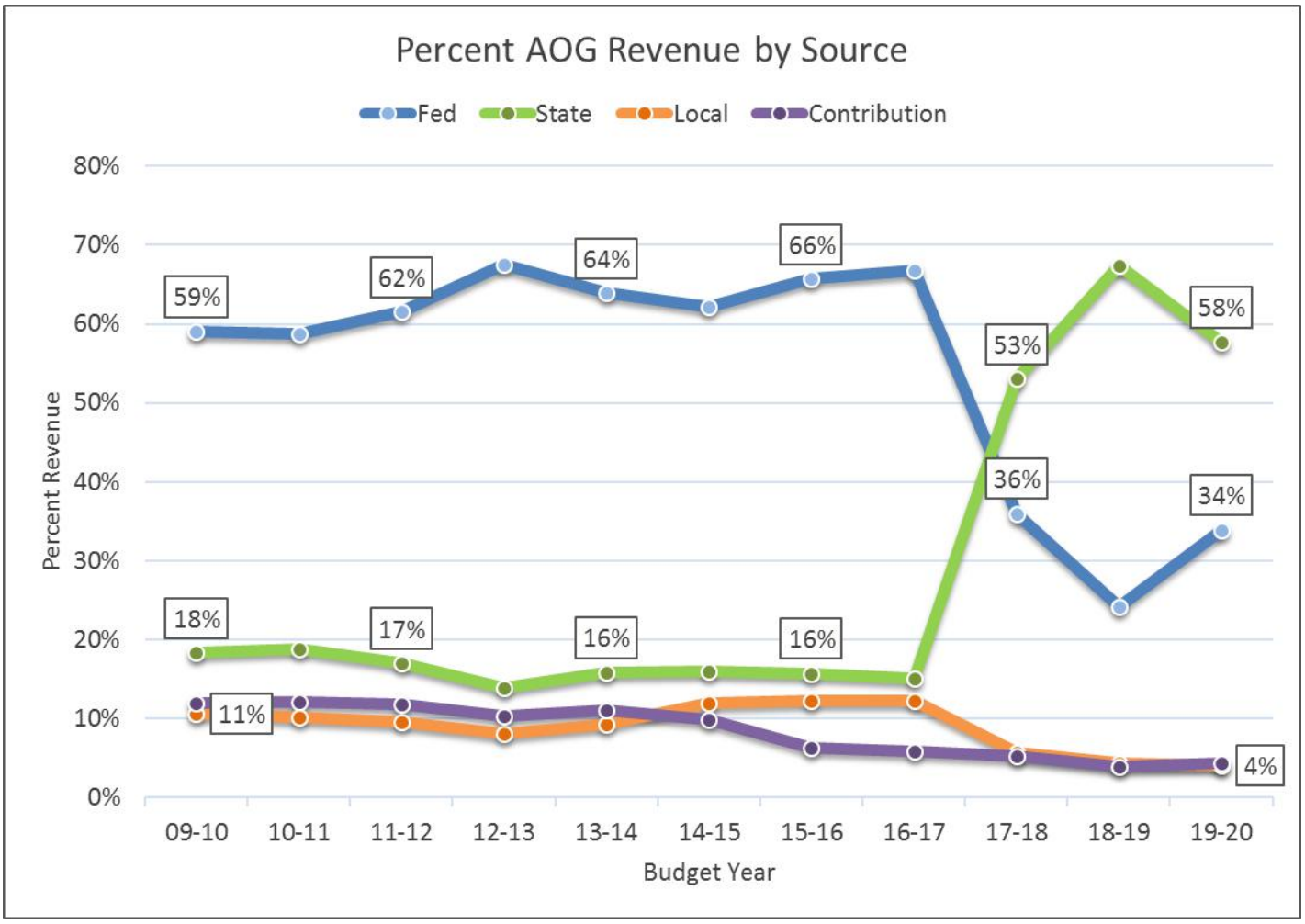

Percent Expenditures by AOG Activity

MAG is a service agency. Our goal is to provide the most amount of service with the least amount of cost. We are not trying to grow government. This chart shows that as revenues have increased, the percentage of funds going to salaries have decreased. Further, we have a structurally balanced budget in that one-time funds go to one-time expenses and ongoing funds pay for ongoing expenses. Of note is that just over 70% of revenues MAG receives goes out to provide services and projects.

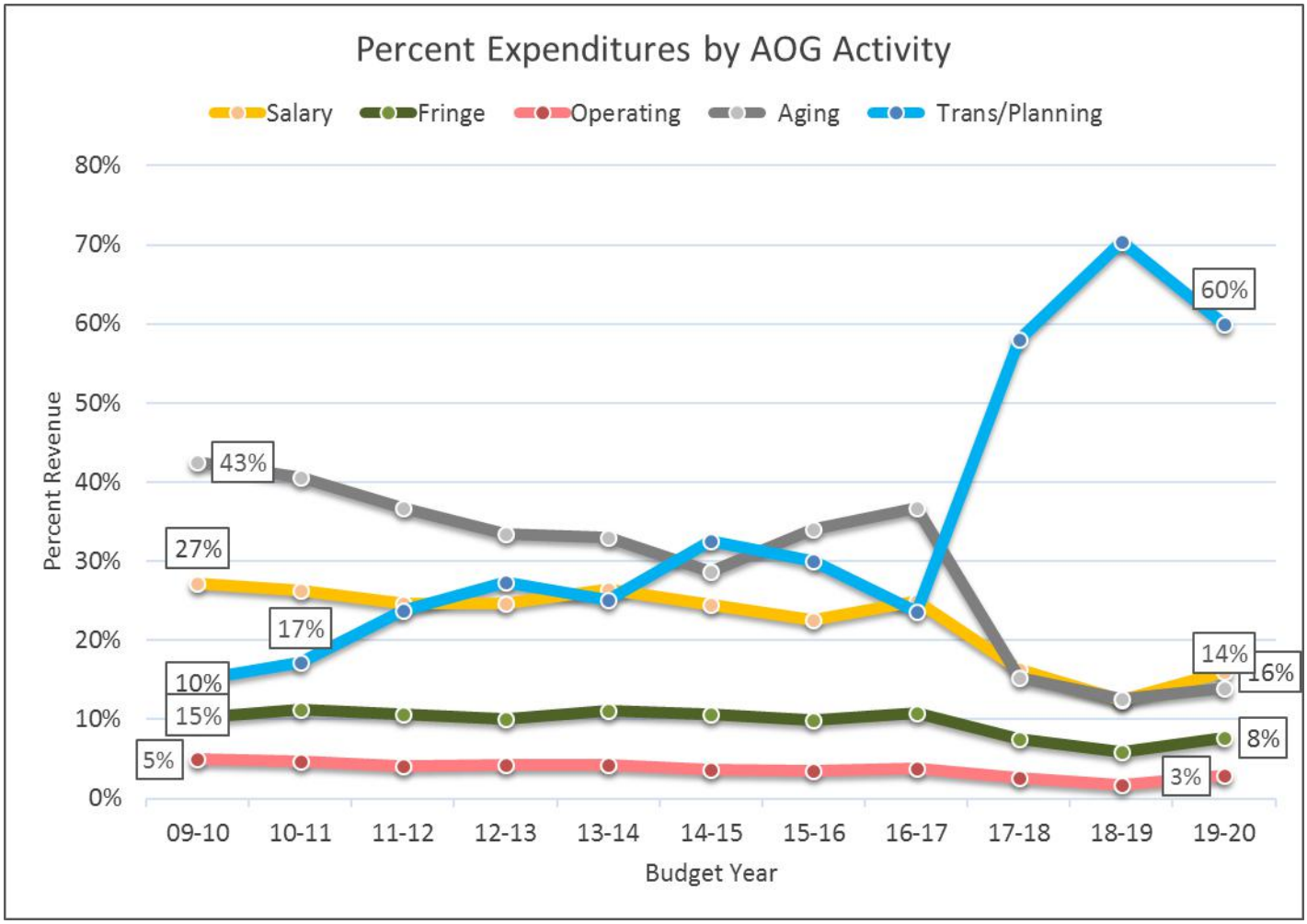

AOG Employees vs. Total Revenue

A key indicator in organizational efficiency is the ratio of employees to revenue. This chart identifies the number of full-time benefited employees overlaid with total revenues.

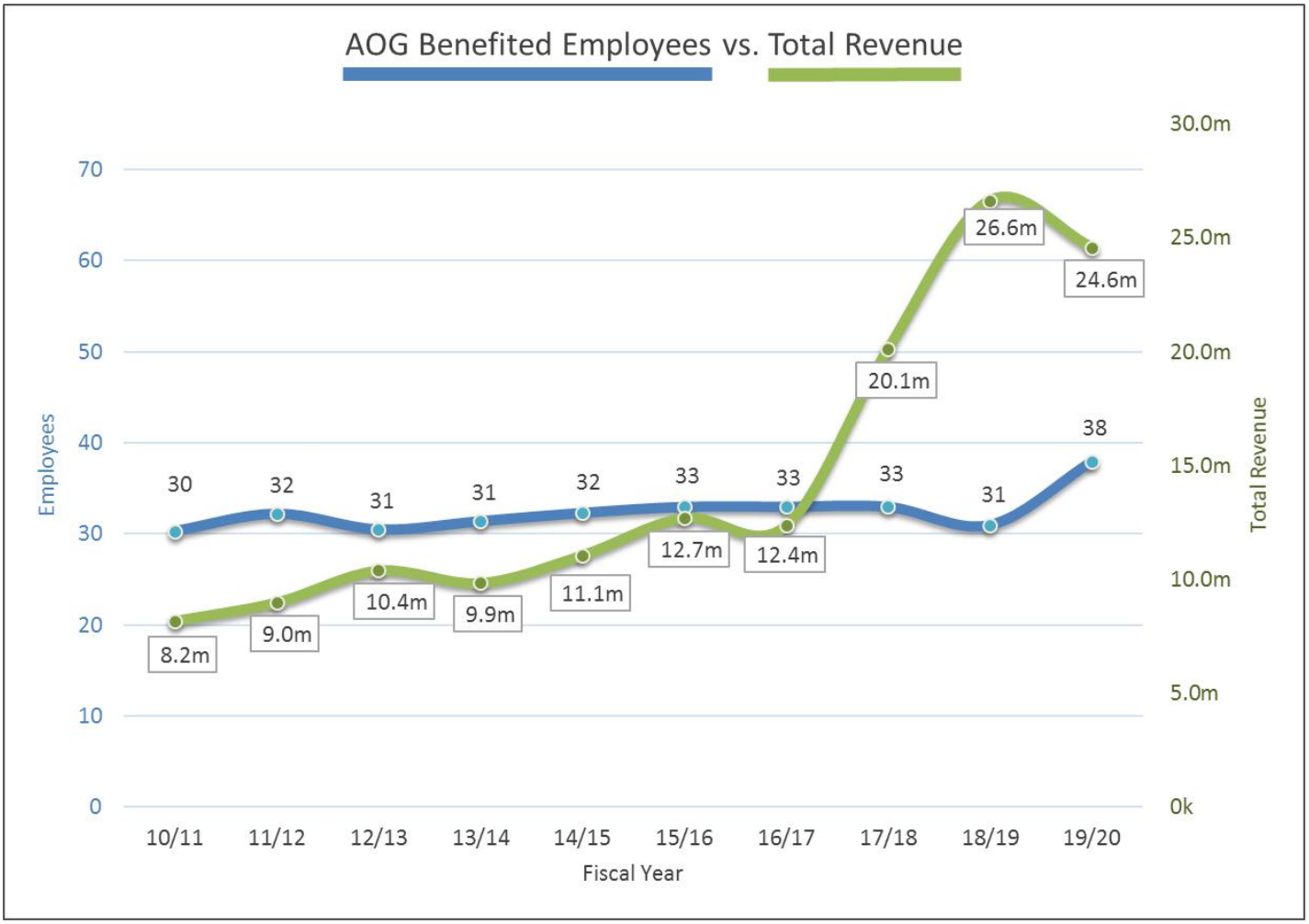

AOG Employees vs. Revenue per Employee

This chart is just a second way to look at the employee/revenue ratio, but also indicates the magnitude of the ratio over time. We work to do more with less while ensuring that we aren't doing less with less.

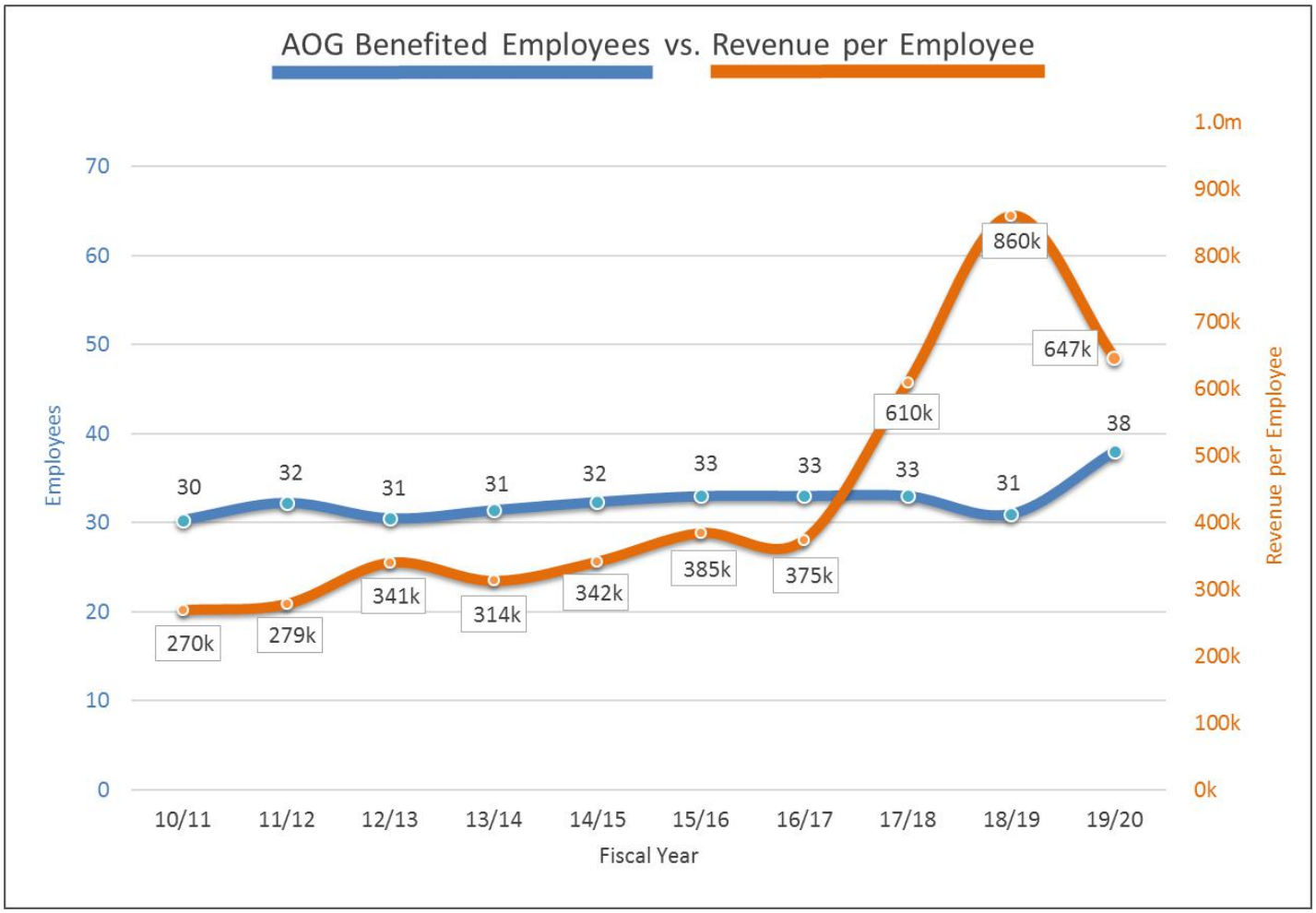

MAG

Policy Bodies

Program Organizational

Budget Category Definitions

Personnel

- **Staff Salaries** – Total cost of wages attributable to grants and programs.
- **Fringe Benefits** – Costs of benefit program for employees.

Operations

- **Travel** – All reimbursable travel, including out of state travel and per diem. All conference registration and other fees associated with attendance at approved functions.
- **Office Expense** – Consumable supplies, repair and maintenance of equipment, items not classified under office furniture and equipment below (such as staplers, file folders, notepads, etc.), subscriptions and publications. Minor printing and copying costs charged by outside services.
- **Copy Costs** – Copies and related costs of operating the MAG copier.
- **Communications** – Costs of telephone, cell phones and related programs, postage, supplies and maintenance costs of operating postage machine.
- **Space Costs** – Utilities, janitorial service, insurance, costs of any improvements or repairs necessary, common condominium costs, rent of satellite office space.
- **Office Furniture and Equipment** – All items that must be recorded on inventory records. MAG policy includes items more than $150.00. This category includes specialized equipment such as data processing equipment and upgrades to this equipment.
- **Other** – Category for expense not specifically identified in all other categories, which must be accounted for separately because of size of expenditure or grant requirements. Examples are attorney fees, advisory council conference costs, liability insurance policies, membership fees, meeting expenses, advertising and major printing of documents, forms and plans, especially for external distribution.
- **Data Processing** – Costs of data processing activities; includes cost of software, maintenance of computers, printers, plotters, etc., but not to include purchase of equipment.
- **Audit** – Cost of single audit. Auditors' fees incurred in connection with an annual audit of all programs in the Association.
- **Administration & Accounting** – These costs are those associated with: General administration of Association activities, personnel administration, representation on Executive Boards, preparation of goals and objectives, budgeting, accounting, compliance with federal and state regulations applying to fiscal management. The ***Approved Cost Allocation Plan*** permits MAG to allocate its administration and

accounting costs, net of local funds received, to all operating programs based on the ratio that each grant's in-house personnel salaries and wages bear to the organization-wide total exclusive of administration and accounting.

Contracts

- **Contracts & Pass Through** – All outside activities: Consultants, contracts, funds passed through to cities and counties.

Department of Aging & Family Services

$7,226,304 of MAG's Total Funds

$7,226,304 of MAG's Total $24,589,684 Budget or 29.4%

(Previous year $5,756,852)

Introduction

Mountainland Aging and Family Services provides education, resources and services that empower aging adults to thrive at home and in our community. We provide an array of programs and information to assist older adults, family members, and their support network to make well informed choices, and provide services that allow older individuals to remain as active and independent as possible, and to remain in their home setting. Particular emphasis and priority is placed on serving older adults with the greatest economic and social need, low-income minorities, those with limited English efficiency, and older individuals living in rural areas of our service area.

The Department coordinates Ombudsman (resident rights advocacy) activities within long term care facilities, and places an emphasis on providing information that supports successful transition through the stages of aging. We also provide services that meet needs for individuals 18 and older, with emphasis on adults age 60 and older. We are engaged in reframing aging, to inspire our community to understand and work positively to meet the needs of older adults as we look forward to a rapidly aging population.

The Department of Aging and Family Services is designated as the "Area Agency on Aging" (AAA) for Summit, Wasatch, and Utah Counties, and is the planning agency for the Title XX Social Services Block Grant program. The Department also is the administering agency for the Home Energy Assistance Target (HEAT) Program, and the Weatherization Program.

Programs and Services

The department provides and/or supports the following services:

- Senior Help Line and Help Guide
- Home Delivered Meals
- Community Meals at Senior Centers
- In-Home Services
- Caregiver Support Programs
- Transportation to Senior Centers
- Legal Assistance
- Ombudsman for Residents of Long-term Care Facilities
- HEAT Utility Payment Assistance
- Veteran's Benefit Counseling
- Dementia Resources and Training
- Health Promotion
- Senior Volunteer Program (RSVP)
- Health Insurance Counseling
- Elder Abuse and Fraud Prevention
- Social Services to Low Income Families and Individuals
- Options Counseling
- Advocacy
- Evidence-Based Programs
- Renter's Rebate Assistance
- Weatherization
- Home Safety Programs

Administration

The Department of Aging and Family Services staff actively advocates with local, state and federal representatives for the needs of older adults living in our three counties. The Department works closely with other Area Agencies on Aging throughout the state to increase and enhance services available to older individuals. We are active in sponsoring events and are involved with community organizations and professionals who have a stake in delivering services and promoting the well-being of individuals in our communities. We also recognize the need to support healthy choices at all ages to ensure a better qualify of life.

Administrative Priorities & Focus FY19-20

- Continue to work with the Aging Advisory Council to identify and address needs and gaps in the service area.
- Strengthen implementation of new Weatherization Program
- Provide information & involve local elected officials in advocating for local, state, and federal funding to meet senior service needs
- Provide leadership within the Utah Area Agencies on Aging to increase advocacy with the state legislature to raise awareness of funding needs for senior services.
- Augument federal, state, and local funding for senior services through development of the Mountainland Foundation.
- Engage community partners and actively pursue new program iniatives that can support the health and safety of older adults.
- Support expansion of the Utah Valley Rides project managed by United Way.
- Seek additional funding resources to broaden our funding base and help to stregthen our core services.
- Enhance information and referral services to assist individuals and families to locate community resources.
- Actively participate in community initiatives to raise awareness of Elder Justice issues. In May 2019, the Department sponsored the Utah Elder Justice Conference in Park City, Utah.
- Manage program funding to ensure that vulnerable clients do not arbitraily lose their access to needed supports due to any reductions in state and/or federal funding.
- Participate with other Area Agencies in the State to advocate for adequate funding to support in-home service programs at the local, state, and federal level.
- We expect to offer private-pay Meals and private-pay Case Management for those who don’t fit into federal program guidelines as part of our Four-Year Area Plan (2020 – 2023).

Department of Aging & Family Services

Program Organizational Chart

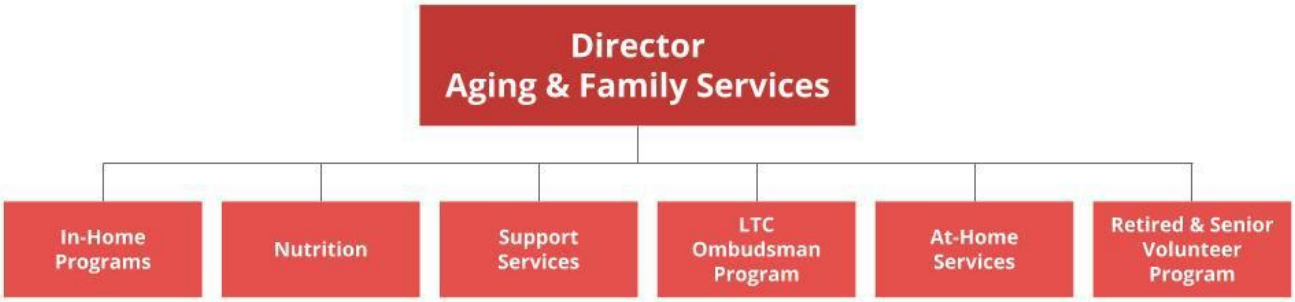

Department of Aging & Family Services
In-Home Programs

Program Description
The Department of Aging and Family Services manages six in-home programs that provide home and community-based services to frail individuals in the least restrictive setting possible. The purpose of these programs is to delay or prevent nursing home/assisted living facility placement, resulting in two primary benefits: (1) older adults typically do better if they can maintain a sense of independence, and/or remain in familiar surroundings; and (2) the cost to government is significantly reduced by delaying placement in formal institutional settings.

Services coordinated through these programs include case management, homemaker services, adult day care, personal care aides, and respite for caregivers. Individuals qualify for services according to need, eligibility, and availability of funding.

Our In-Home programs include:

- ***New Choice Waiver Program***, serving individuals age 21 and older who are eligible for Medicaid, bringing eligible clients who currently live in Long-Term Care settings to a less restrictive community setting if their needs can be safely met.
- ***Aging Medicaid Aging Waiver Program***, serving adults age 65 and older, who are eligible for Medicaid and meet nursing home level of care, supporting these frail clients to live safely at home for as long as possible.
- ***State-funded Home and Community-Based Alternatives (HCBA) Program,*** an income-based program serving individuals 18 years of age and older. A minimum number of clients (75%) must be 60 years of age and older.
- ***Older American's Act IIIB In-Home Program*** serving clients age 60 and older who have brain injuries or dementia.
- ***The National Family Caregiver Support Program (NFCSP)*** serves caregivers of those who are 60 years of age or older. This is not an income-based program, but is limited by both time and funds per client, this is also an education program.
- ***Veteran-Directed Home and Community Based Services Program (VD-HCBS)*** provides in-home support to chronically ill or disabled Veterans of all ages through development of a consumer-directed plan.
- We currently have 117 individuals on our in-home waiting lists.

Recent Accomplishments FY18-19

- In collaboration with the Utah Alzheimer's Association, we were successful in receiving $750,000 in ongoing funding for programs that provide support to those with Alzheimer's and other dementias.
- Through April 30, 2019, we have assisted 358 individuals through our in-home service programs.

- MAG was the pilot site for the Veteran-Directed Home and Community Based Assistance (VD-HCBS) program in partnership with the VA Medical Center in Salt Lake City. Since starting the program, we have served as a host agency for five other AOG's in Utah to help expand the program throughout Utah. We are currently working with UBAOG to initiate their program.
- We are working to increase our internal quality assurance program as audit and contractual standards become stricter. This includes establishing best practices for case management and service delivery. We have also focused client distribution methods to ensure service delivery efficiencies and implemented specialization to strengthen knowledge of program guidelines.
- We are active in sponsoring a number of activities to support caregivers by providing information, community resources and education. We sponsor 18 support groups throughout the region, U-Care classes that provide education to Caregivers, and hold Annual Caregiver Conferences in Utah and in Wasatch/Summit Counties.

Program Priorities FY19-20

- Engage in providing Dementia Dialogues training to provide education to families, caregivers and professionals caring for individuals with Alzheimer's or related dementias.
- Continue development of the RCI REACH Program, providing one-on-one counseling for those caring for a loved one with dementia.
- Provide Dealing with Dementia Training to small groups of Caregivers.
- Support the Music and Memory program to provide additional connections for those with dementia.
- Continue to grow our library of education, information and support for Caregivers.
- Continue to identify other resources and programs to serve individuals on the in-home waiting list.
- Encourage Case Managers to seek Case Manager Certification (CCM), to develop greater consistency in Case Management delivery, and increase professional experience to provide the right services to clients across the continuum of care, including those with serious or complex medical conditions, and/or catastrophic injuries and illnesses. Three of the seven Case Managers have achieved designation.
- Participate with other Area Agencies in the State to advocate for adequate funding to support in-home service programs at the local, state, and federal level.
- Provide support for clients that are transitioning from one setting to another.

Revenue Summary

FUND	SOURCE
720	New Choices Waiver
730	Federal Medicaid Waiver
740	State Medicaid Waiver
799/800	Aging/Local Match/Project Income
820	VD-HCBS

Department of Aging & Family Services

Nutrition Program

Program Description

The Home-Delivered and Community Meal programs help address malnutrition, and provide improved health and a better quality of life for older adults. These programs are funded through Federal Older Americans Act funds, State funding, senior contributions for meals, local funding, matching funds from city and counties through support of their senior centers, and grant funding. Meals are provided at sixteen senior centers and to homebound seniors throughout the service area. We also provide nutritional assessment, nutrition counseling, nutrition education and ensure each household has emergency food supplies.

Recent Accomplishments FY18-19

- Through April 30, 2019, the Nutrition Program has provided 87,610 meals to 2,718 seniors at 16 congregate sites (a slight increase) and served approximately 116,525 home delivered meals to 1,133 homebound clients.
- Due to local support, we do not have a waiting list for any Nutrition Program.
- One of our most successful programs is the Home-Delivered Meals Volunteer Program. In FY2019, we added one additional volunteer routes in Utah County, bringing our total number of volunteer routes to 33, including 32 routes in Utah County and one volunteer route in Wasatch County. We are also developing a new route in Springville, and one in Park City, our first Summit County Volunteer Route. Approximately 69% of the meals in Utah County are being delivered by volunteers (10% more than last year), and the program enjoys support of approximately 377 active volunteers.
- In partnership with the University of Utah, we are identifying HDM clients who are returning home from a hospital stay and offering in-depth nutrition counseling to ensure complete recovery at home, and to prevent readmission, while studying improvements and outcomes.
- We held a successful "March for Meals" campaign, an opportunity for elected officials and community leaders to deliver meals to older adults in their area. This year 28 elected officials and community leaders participated from across the region, including BYU President Worthen, and UVU President Tuminez.
- We are one of the only AAA's in Utah to offer an Ensure program for older adults who are at nutritional risk. This program is funded solely by donations received from those receiving Ensure. As of April 30, 2019, we have distributed 35,544 Ensure meals to 457 qualifying seniors in the current fiscal year
- We have also started to offer Glucerna in the Senior Centers for those with diabetes and special dietary needs (has always been made available to in-home clients) based on receipt of prescription.

- As part of our Home Safety Program, we offering Emergency Response Systems to those who live alone and don't have family support close by. Since the interaction with the Delivery Driver is often the only contact made with a senior, this is an added layer of support to help them feel and stay safe at home. We currently have 36 homebound seniors who live alone on this program.
- Sponsored a picnic at the Orem Scera Park in September 2019 to recognize Volunteers
- MAG donated a surplus Delivery Vehicle from Utah County to Summit County for their Kamas to Park City congregate meal delivery route.
- Received $5,000 from the Regence BlueCross BlueShield organization.

Program Priorities FY19-20

- We will continue to implement Home Safety for Home-Delivered Meal clients if they are not part of an in-home program, including environmental safety and emergency response units.
- We will coordinate with Community Action agency to ensure emergency food supplies for older adults.
- We will expand our Nutrition Education Program by providing information and reminders about the importance of maintaining good nutrition.
- Continue development of the Volunteer Home-Delivered Meal Program by adding additional volunteer routes where possible, and by recruiting businesses and community partners in the service area, including our first volunteer route in Summit County, Park City area.
- Continue to evaluate resources, scheduling, organization of routes, utilization of volunteers, etc., to increase efficiencies.
- Continue advocacy at the Federal and State level to increase recognition of needs and encourage funding to support the Nutrition Programs.
- We will be working with Senior Centers on a regular basis to provide support, engagement and information.
- We will offer Private-Pay Meals for those that are younger than 60 years of age and who are homebound.
- Eagle Mountain Senior Center opened in September 2018, and will begin serving Congregate Meals in July 2019.

Revenue Summary

FUND	SOURCE
710	Social Service Block Grant (SSBG)
730	Federal Medicaid Waiver
790/800	Aging/Aging Local Matching/Aging Project Income

Department of Aging & Family Services

Support Services

Program Description

The Older American's Act includes a range of supportive services designed to provide a holistic approach to assist older adults. A mix of Federal, State and local funds provide the following supportive services: Transportation; legal assistance; outreach; health promotion; information and referral; elder abuse prevention and education; program development and coordination; social services to low income families and individuals; data management and reporting; health insurance counseling and fraud prevention programs.

Recent Accomplishments FY18-19

- We successfully held the Utah Annual Elder Justice Conference in Park City on May 9, 2019. We were sold out for the conference and had a variety of experienced and knowledgeable speakers present on a range of issues relating to Elder Justice in the categories of Health/Wellness; Legal/Law Enforcement; At-Risk Populations; Prevention/Advocacy.
- We continue to promote positive aging through our Love Your Later Life campaign
- We were actively involved in supporting legislative efforts to secure $750,000 in ongoing funding for four key programs: Ombudsman; Home & Community Based Services; Aging Waiver; and Caregiver Support.
- We are working with UTA and United Way to implement two FTA 5310 grants that will support expansion of the Utah Valley Rides program in Utah County.
- We are coordinating with Utah County and law enforcement agencies as a member of Elder and Vulnerable Adult Coalition (EVAC) to promote awareness of elder justice, abuse, financial exploitation and fraud.
- We are working to raise awareness of fraud and scams directed at seniors through our email networks and contacts.
- We visited seven of our senior centers to get input on gaps in services and needs in their communities.
- We conducted outreach at Senior Centers to provide information and assistance to seniors who needed help in reviewing and/or enrolling in Medicare Part D insurance plans. We provided information to 1,382 seniors, including face-to-face assistance to 692 clients in the current fiscal year.
- We are actively looking for grant opportunities through the Mountainland Foundation, a 501c3, to help support our Aging programs.
- MAG administers the Social Service Block Grant program, providing $212,688 in funding to ten (10) community projects. These funds support mental health services, family counseling, drug rehabilitation, domestic abuse shelter, senior volunteer programs, and provide transportation and other services for seniors.

- We are continuing to provide transportation in all three counties to assist seniors to participate in their local senior center activities, and provide legal services for older adults through Utah Legal Services.
- We are implementing Evidence-Based programs to support healthy aging.

Program Priorities FY19-20

- Implement a satisfaction survey for all clients who are involved in our programs to measure our effectiveness in preventing falls, hospitalizations and isolation, and identify areas where we can make improvement.
- We will continue to work with UTA and United Way to support expansion of the Utah Valley Rides program in Utah County.
- Conduct outreach with a variety of community partners utilizing new materials and a coordinated approach to raise awareness of services available through the AAA, while maintaining the unique identity of individual programs.
- Expand the value and usability of our website by integrating a resource library and a newsroom.
- We will work closely with the Mountainland Foundation to obtain funding from grants, endowments, implement fundraising activities, etc., to support various programs.
- Administer the Social Service Block Grant program in coordination with local service providers.
- We are beginning to update our Database to improve access to data, reporting and to track program outcomes.
- Continue to lead advocacy efforts for older adults at all levels.
- We are supporting a campaign to acknowledge and remember those with Dementia through distribution of Forget-Me-Not pins.

Revenue Summary

FUND	SOURCE
710	Social Services Block Grant (SSBG)
790/800	Aging/Aging Local Matching/Aging Project Income

Department of Aging & Family Services
Long-Term Care Ombudsman Program

Program Description

The Ombudsman Program is designed to protect and improve the quality of life for all residents of Skilled Nursing Facilities (SNF) and Assisted Living Facilities (AL). An Ombudsman is required to make non-complaint spontaneous visits to every facility in their jurisdiction at least once per quarter to randomly visit with residents and assess compliance with existing laws regarding resident rights. Ombudsmen investigate and resolve complaints made by or on behalf of residents, and identify problems that affect a substantial number of residents, including alleged inadequacy of care, violation of resident rights, and family conflicts. Ombudsmen provide short, intermediate and long-term advocacy for residents as they interact with residents, family members and facility staff. They also conduct facility staff trainings to promote awareness and responsiveness to resident needs and early identification of issues.

Under the 2016 Reauthorization of the Older American's Act, the role of the Ombudsman Program was expanded to better protect all residents of long-term care facilities. This change, and the number of long-term care facilities in the region, has had a significant impact on the numbers of complaints handled by the Ombudsman program. We currently responsible for 72 facilities, with 4 facilities under development, representing 3,432 beds. Four additional facilities are under development.

Recent Accomplishments FY18-19

- MAG is currently utilizing four part-time staff in the Ombudsman role, including one new Ombudsman working 10 hours/week.
- To date this fiscal year, Ombudsmen have received and documented 625 complaint investigations involving violations of resident rights, and 243 consultations to facility staff and other individuals.
- During this fiscal year, Ombudsmen have conducted 301 non-complaint related visits, meeting our goal of one visit/facility/quarter.
- We have increased program awareness in all facilities by conducting 7 Community Education trainings; 8 staff trainings, and 21 trainings for residents.
- We have increased community education regarding the Ombudsman Program, elder abuse, and community resources at local educational institutions, at conferences and seminars.
- Ombudsman Staff is working to establish trusting relationships with residents, families, Administrators and staff of facilities so that they are comfortable interacting with us, and so that we can be a positive resource to them.
- Ombudsmen are also participating in resident council meetings for training on resident's rights and effective complaint resolution strategies.

- In accordance with HB263 passed this legislative session, Ombudsman have completed 37 interviews with Assisted Living facility. Assisted Living Facilities must provide us 30-day notification if a resident is to be evicted.
- We were successful in receiving ongoing Ombudsman Program support at the State Level.

Program Priorities FY19-20

- We will be advocating at the Federal and State levels to encourage ongoing funding necessary to meet the increasing role of the Ombudsman in long-term care facilities.
- Continue to actively investigate and resolve all complaints that come to the attention of the Ombudsman in a timely manner (initial response required within three business days).
- Ensure that resident rights are protected, and that appropriate communication and coordination takes place between the facility, our Ombudsman program, local Adult Protective Services workers, and the State.
- Continue to visit every facility on a quarterly basis to build trust and familiarity, and to more effectively advocate for residents.
- We will continue to support efforts to raise awareness of resident rights, abuse, neglect, and exploitation of seniors and residents of long-term care facilities by providing training opportunities for Long-Term Care Facility staff, encouraging community education and by working closely with local Adult Protective Services workers.

Revenue Summary

FUND	SOURCE
710	Social Service Block Grant (SSBG)
790/800	Aging/Aging Local Matching

Department of Aging & Family Services

Retired & Senior Volunteer Program

Program Description

The Retired and Senior Volunteer Program (RSVP) is a U.S. Corporation for National and Community Service (CNCS) Senior Corp program, offering seniors, 55 years of age and older, meaningful and challenging volunteer service opportunities in the areas of human services, education, public service, health, safety, environment, and other community and human needs. The program has utilized 787 volunteers, placing them in 51 volunteer stations, including schools, senior centers, hospitals, literacy centers, museums, and non-profit agencies where they provide a range of services for residents of our service area. In our renewal grant, we will no longer be able to recognize volunteers serving in Senior Centers through the RSVP Program Funding due to the requirement to serve within the six focus areas identified by the Corporation for National & Community Service.

Recent Accomplishments FY18-19

- We were successful in renewing our RSVP Federal Grant for an additional three years; the first year of the grant ended March 31, 2019.
- From April 1, 2018 to March 31, 2019 (Grant Year), a total of 242 volunteers provided 19,628 hours of volunteer service at 45 stations located throughout the region.
- Average age of volunteers is 74.
- We held a successful Martin Luther King Day, collecting more than3,776 jars of peanut butter; 3,570 pairs of gloves and 1,057 pairs of socks that have been distributed to 25 non-profits that serve homeless and low-income families throughout the three-county area.
- As part of our Department focus on preventing isolation, RSVP implemented a new program called Friendly Callers to reach out to isolated seniors who have limited contact with others in the community. The program currently has 12 volunteers who are matched to 12 recipients.
- In support of the Utah Valley Rides, three RSVP volunteers provided 821 hours of service from June 2018 to May 2019.
- MAG held a volunteer recognition event in March 2019.
- We increased recognition opportunities for volunteers through the Sharetix partnership that provides free tickets to various sporting and cultural events.
- The program continued to focus on recognition of volunteers through media resources, including feature articles in both print and on television.

Program Priorities FY19-20

- The priorities and directives of our grant require a new emphasis in volunteer activities to more closely meet specific community needs and respond to National Performance Measures. We are working hard to meet the targets identified in this grant.

- Focus areas for the grant include Disaster Services; Economic Opportunity; Education; Environmental Stewardship, Healthy Futures; Veterans and Military Families. All volunteer effort must be related to approved activities in one of these areas.
- Other focus areas for volunteers include assisting seniors' ability to age in place and secure access to care, improve educational outcomes for children, and provide a variety of services to veterans and their families that will promote knowledge of resources.
- We will be working to identify new volunteer stations that meet program goal areas, and that can benefit from the work of experienced volunteers in supporting station outcomes while providing worthwhile volunteer opportunities.
- We will continue to utilize two part-time staff members to focus on recruiting, development of stations, and development and implementation of outcome measurement tools to meet grant requirements.
- We will continue implementation of a comprehensive training program involving volunteer stations and volunteers to ensure that there is greater understanding of their roles and expectations.
- Maintain accurate recruitment files and records on all volunteers and volunteer stations to ensure consistency in recording training, volunteer hours and placement, and to assist in identifying opportunities that will best utilize the skills and interests of volunteers in meeting community needs.

Revenue Summary

FUND	SOURCE
880/881	RSVP Federal Grant
850	Social Service Block Grant (SSBG Title XX)
850	Aging RVP
850	RSVP School Districts
850	RSVP Local In-Kind Match

Department of Aging & Family Services

Home Energy Target Assistance Program (HEAT)

Program Description

The Heat Emergency Assistance Target (HEAT) program in Utah is the federal **Low-Income Home Energy Assistance Program (LIHEAP) and is** funded 100% by federal funds through the U.S. Department of Health and Human Services. HEAT provides winter utility payment assistance to low-income households, targeting those who are truly vulnerable, including the lowest income households with the highest heating costs, the disabled, elderly, and families with preschool-age children. Applications are accepted through the winter months, beginning November 1 through April 30. MAG also implements a Crisis Program component that can provide one-time assistance to eligible low-income families and individuals who cannot meet utility payment needs outside of the regular HEAT season due to a crisis situation, such as loss of employment, sudden illness, etc.

Recent Accomplishments FY18-19

- During the HEAT Season of November 1, 2018 to April 30, 2019:
  - 3,183 applications were processed in the MAG region, with funding awarded to 2,673 applicants (83.9%).
  - Average benefit received per applicant was $524.00, a significant increase due to program changes.
  - $1,401,034 was paid to electric and gas utility providers in the region on behalf of low-income families and individuals.
- MAG provided outreach at 12 Senior Centers and two low-income housing complexes, and conducted home-visits for homebound individuals, assisting 177 households with limited mobility.
- In addition to providing HEAT benefits, the Crisis Program has met with 275 households since July 1, 2018 to provide $31,658.64 in additional assistance to clients who were shutoff, or who had a pending shutoff.
- MAG enhanced program accessibility by providing an online scheduling program, and participating in the State online application process.
- The HEAT Program is now co-located with the Weatherization program to facilitate connections between both programs.
- MAG continues to partner with the Department of Workforce Services (DWS), who provides office space to implement the program. DWS Offices in Spanish Fork, Provo, Lehi, Heber City and Park City served as outreach sites where eligible applicants can apply for the program.
- MAG coordinated with the State Energy Assistance and Lifeline (SEAL) program to conduct a mail-out campaign to reach more than 1,200 single heads of household.

- MAG provides an energy conservation program to raise awareness on the benefits of energy conservation in reducing the cost burden of utilities for low-income households.

Program Priorities FY19-20

- Continue to coordinate with DWS offices throughout the region in conducting appointments, and to reach eligible populations.
- Work closely with utility companies, Weatherization and other community partners to develop solid relationships and to provide referrals.
- Conduct a mail-out campaign in October to provide early access to the program for single heads of households, especially the elderly.
- Continue to develop energy conservation tools to demonstrate how low-income applicants can make a positive impact on their utility bills.
- Provide budget and resource education for applicants who are applying through the Crisis Program.
- Continue to work with the State to implement a comprehensive training program for HEAT program staff, including documentation standards, knowledge of community resources and establishing positive client relationships.
- Expand our community outreach program to reach target populations, coordinating with school districts and community service providers to reach low-income families who may qualify for assistance.

Revenue Summary

FUND	SOURCE
608/629/620	LIHEAP Funds

Department of Aging & Family Services
Weatherization Assistance Program

Program Description

The Weatherization Assistance Program makes energy-related improvements on the homes of low-income households using the most advanced technologies and testing protocols available in the residential energy-efficient industry. The Program works on all types of housing, including single-family homes, multi-family units and mobile homes. Service can be provided to rental units with approval of the Landlord. Program services are free of charge to qualified applicants, providing both short and long-term energy savings, as well as increased comfort in weatherized homes. Measures that are installed must meet cost-effectiveness standards, and will vary from home to home. Insulation and fans for ventilation are most common. In some cases, installation of energy efficient light bulbs, safety measures such as installation of CO or Smoke Detectors, installation of energy-efficient furnaces, doors and windows, cooling equipment, energy efficient appliances may be needed.

The program also provides a Crisis component, including replacement/repair of furnaces and water heaters in the winter, and assistance with cooling devices in the summer.

Recent Accomplishments FY18-19

- Successful applicant in response to State RFP for Mountainland-area Weatherization Program
- Bid Process to identify new Weatherization Site
- Successful in bringing over six skilled and knowledgeable staff to continue the Program
- Relocation of Weatherization materials and equipment to new site
- Purchase of additional materials, furnishings, computers to staff office
- Combine HEAT Program staff with Weatherization Staff at same site
- Initiate Weatherization Program under MAG administration
- Rebranded Weatherization vehicles, new office site, staff ID and uniforms
- Host Weatherization Coordinator's Meeting at new office
- We have completed 64 Crisis and 9 Weatherization jobs; 19 Crisis and 18 Weatherization jobs are in process.

Program Priorities FY19-20

- RFP for Weatherization Crisis Projects
- RFP for Weatherization Construction Projects
- Increase production to minimum of 10 units/month

- Continue to respond to Crisis applications within 48 hours
- Coordinate HEAT and Weatherization Program Marketing efforts
- Maintain State reporting to meet designated timelines
- Explore other methods of project management and assignment of tasks
- Continue to encourage training and education of Weatherization Staff

Revenue Summary

FUND	SOURCE
500	DOE Funding
509/510	LIHEAP Funding
551	Rocky Mountain Power
556	Dominion

Department of Regional Planning

$14,475,083 of MAG's Total Fund

$14,475,083 of MAG's Total $24,589,684 Budget or 58.9%

(Previous year $18,142,790)

Introduction

The Regional Planning Department of Mountainland provides assistance to MAG jurisdictions in transportation planning, land use planning, air quality planning, public facility design, data visualization, and mapping. To accomplish these tasks the department provides technical assistance, funds for capital projects, and assistance in securing grants from federal and state sources. The Department of Regional Planning is designated as the Metropolitan Planning Organization (MPO) for the Utah County, and the Rural Planning Organization (RPO) for Wasatch County.

Programs and Services

The Department of Regional Planning provides and/or supports the following services:

- Serve as MPO for Utah County, developing and maintaining a coordinated Regional Transportation Plan and Transportation Improvement Program for the Provo Orem urbanized area
- Organize project management and accounting services for UDOT Federal Funds Exchange for State Funds pass through
- Organize and manage legislative strategic planning and communications efforts
- Organize and manage Local Planning Assistance to Summit, Wasatch and Utah Counties
- Organize and manage Wasatch Rural Transportation Planning Organization
- Partner with UDOT, UTA, WFRC and Local Governments to develop, plan and fund transportation projects
- Produces MPO plans and studies that meets all federal compliance and documentation requirements
- Manages or staffs Transportation Studies
- Manage the local corridor preservation fund project selection process
- Coordinates with Wasatch Front Regional Council (WFRC) to enhance and update the joint MAG / WFRC Travel Demand Model and Real-estate Market Model (REMM)
- Support the Joint Policy Advisory Committee (JPAC) which coordinates with WFRC, Cache MPO, Dixie MPO, UDOT, and UTA on transportation planning, programming issues, and financing strategies to fund projects in the State
- Conduct Transit Planning with UTA
- Host and coordinate Mobility Local Coordinating Council Meetings for FTA 5310 funds
- Assists communities with long range Land Use Planning

- Provide Air Quality Planning for Utah County in compliance with all federal requirements
- Provide Geographic Information Systems (GIS) services including providing data, analysis, and mapping to members and supporting organizations
- Update region-wide demographic data annually in coordination with member communities and the Gardner Policy Institute
- Plans trails and other Active Transportation facilities, assists with grant requests for member communities
- Assists member communities with community facility planning, design and illustration
- Encourages public participation in the transportation/transit planning process with open houses, website, seminars, workshops, news releases, etc.

Department of Regional Planning

Administration
The Department of Regional Planning provides analysis, management and recommendations on a multitude of technical and financial documents to qualify for federal grants and to meet the requirements of the Federal Highway Administration, Federal Transit Administration, Environmental Protection Agency, Utah Department of Transportation, Utah Department of Environmental Quality, and others.

In addition, the department works to maintain a thorough and reliable database of technical, demographic, and mapping information for the benefit of individual jurisdictions, local, state, and federal agencies, and the public at large.

Program Organizational Chart

Department of Regional Planning

Metropolitan Planning Organization – Utah County Unified Planning Work Program

The Department of Regional Planning annually prepares the Unified Planning Work Program (UPWP). It is an annual budget of staff expenses and special studies. It describes the transportation planning work undertaken by the Mountainland Metropolitan Planning Organization (MPO), Utah Department of Transportation (UDOT), and Utah Transit Authority (UTA) within the Mountainland MPO planning area. The planning process includes updates in accordance with federal guidelines and planning work to support elected officials' decisions on transportation issues. This work is divided into the following categories and is described in more detail in the UPWP.

- ***Program Management* - Section A:** Covers the general management and administrative activities
- ***Planning Activities* - Section B:** Development of planning documents and studies; long and short-range transportation plans and programs; technical assistance to member communities; public participation and input; linking transportation and land use; planning for Active Transportation; congestion management; safety; environmental impacts, and transit planning
- ***Air Quality* - Section C:** Includes Transportation Improvement Program (TIP) scoring, long range transportation plan conformity determinations; assistance with the preparation of State Implementation Programs (SIPs), and other air quality analysis
- ***Modeling* & *Monitoring* - Section D:** Travel demand and traffic flow modeling activities, monitoring and forecasting of socio-economic data
- ***Financial Planning* - Section E:** Programming of funds for the Work Program, Regional Transportation Plan financial constraint, and Transportation Improvement Program financial management
- ***New MPO Studies & Contracts* - Section F:** Funding for new studies or contracts that have been placed in the CPG
- ***Roll Over Studies & Contracts*** - **Section G:** Funding for studies and contracts that had started in previous years and have continued in 2018-2019
- ***UDOT Exchange Pass through Project Management:*** MAG (via our members in Utah County) and UDOT has agreed to exchange Federal STP funds for state transportation funds. The agreement is made at the beginning of each federal fiscal year and amounts to approximately $8-9 million annually. MAG staff will now manage the projects funded through this program. Including: Develop inter-local agreements with project sponsor, monitor project scope, design and construction and reimburse project eligible costs

Recent Accomplishments FY18-19

- Completion of UVX
- Fourth Quarter cent sales tax
- Murdock Connector path forward
- Modified TIP
- Managed the selection of new projects for the TIP
- Modified the Regional Transportation Plan (RTP)
- Maintained and enhanced the Travel Demand Model
- Finalized development of version 1 of the and Real-Estate Market Model (REMM)
- Provides on-going mobile source data and projections to support the preparation of Air Quality Implementation Plans (SIPs)
- Compiled data received from the Transportation Summits held in the North, Central and South part of Utah County for use in the upcoming RTP process
- Participated in the Regional Transit-Oriented Development System Plan
- Helped in the initiation of the UTA Service Choices Study
- Updated MAG's Public Participation Program
- Held a resource agency coordination meeting as part of the RTP process
- Prepares Conformity Determination reports to assure consistent flow of federal transportation funding to implement our Transportation projects.
- Organized the Annual Utah Valley Transportation and Community Planning Open House
- Managed the Regional Transportation Plan Consultants
- Maintained an interactive trails web map
- Maintained TIP web map
- Maintained Utah Electric Car Charging Station web map
- Developed an interactive story map illustrating the RTP development process for TransPlan50
- Assisted several cities with their transportation master plan updates
- Collected and shared active transportation count data
- Oversaw development of a management plan and implementation committee for non-motorized trails in Utah County foothill areas
- Managed consultant to update Utah's Unified Transportation Plan Financial model
- Managed North Lakeshore Area Study
- Partnered with UTA, UDOT, WFRC to match the $20 million TIGER grant for $9.6 million of Active Transportation improvements in Utah County
- Assisted Provo, Orem, Lehi, American Fork, Spanish Fork, and UDOT with implementation of Bike Ped technical issues
- Developed several joint Transportation Performance Measures agreements with UTA, UDOT and WFRC
- Co-Managing the Foothill Blvd study
- Partnering on the Provo Orem Transportation improvement Project - Bus Rapid Transit

- Partnering with UTA, WFRC, and Draper on the Transit Alternatives Analysis at the point of the mountain
- Partnering with UTA, UDOT, and the cities from Provo north to Lehi on the Central Corridor Transit Alternatives Analysis along State Street
- Secured funding for the Heber Valley Parkway EIS
- Wasatch County Transit Study funding
- Managed the Federal Exchange for State Funds Contracts for:
  - SS/EM Pony Express PKWY
  - SF Spanish Fork River Trail Phase 2
  - Orem 1600 North
  - Orem 1200 Roundabout
  - Orem Lakeview Environmental

Program Priorities FY19-20

- Provides on-going mobile source data and projections to support the preparation of Air Quality Implementation Plans (SIPs)
- Prepares Conformity Determination reports to assure consistent flow of federal transportation funding to implement our Transportation projects
- Participate in Air Quality State Implementation Plan transition from serious to moderate designation of PM2.5 by submitting a PM2.5 Maintenance Plan
- Continue monitoring the 2015 OZONE standard for compliance with the current marginal designation
- Oversee implementation of FHWA new Performance Measures regulations pertaining to Air Quality emission reduction reporting
- Assist member communities in implementation of Air Quality related requirements in their transportation planning efforts
- Act as a project manager on behalf of Utah County and Lehi City for federally funded trail projects
- Continue development of MAG's GIS server to support web mapping activities.
- Mapping activities related to MAG's Regional Transportation Plan
- Complete the Regional Transportation Plan, TransPlan50
- Continue the Mobility Management Project through United Way, WFRC, UTA and UDOT
- Coordinate the funding and design for the Provo River Trail Gap between Vivian Park and Deer Creek Reservoir
- Coordinate the guidance for and implementation of wayfinding signs for multi-use paths countywide
- Coordinate with UTA, UDOT, Lehi City, Provo City, and Utah County to design two TIGER-funded projects: Pedestrian bridge over SR-92/Timpanogos Highway and pedestrian bridge link to the Provo Intermodal Center
- Review and update TIP Selection Process
- Start framework for reviewing and updating RTP production process
- Manage or Participate in the following studies/projects

- UVU BIKE/PED bridge design and construction
- North Provo Interchange environmental study
- Vineyard Connector locally preferred alternative
- National Highway Traffic Safety Administration Pilot Project on Bicycle and Pedestrian Safety Planning
- UTA Service Choices Study
- Spanish Fork Main Street Study 85K UDOT 25K MAG 25K, SF 25K and UTA 10K
- UVU Area Transportation Study $310K ($250K MAG, $50K UDOT $10K UTA)
- North Lakeshore $300K
- POM Transit Alternative Analysis $550K (MAG $25K)
- State St. Transit Study $510K ($300K MAG, $100K UDOT, $60K UTA, and cities $50K)
- SR92 North Regional Traffic Study $75K
- UPRR Crossings Provo Study $200K
- Salem City Active Transportation Study $45K
- I-15 PG Interchange Area Study

Department of Regional Planning
Strategic Planning

MAG staff and consultants work with local legislators and policy makers to implement the direction given from MAG Executive Council and Regional Planning Committee on strategic initiatives. Past examples of these include:

- MPO Finance Meetings
- I-15 reconstruction
- Transportation bonding scenario planning
- 4th quarter cent BRT funding and Service Level Agreement
- Quarter cent sales tax policy and implementation
- SB-72 reorganizing UTA and UDOT governance
- Vineyard, Springville, Spanish Fork, Mapleton, Provo, Orem, Payson, Saratoga Springs, Eagle Mountain and Heber City Transportation Project Development and funding

In this coming year we are looking at additional opportunities with bond and sales tax collection changes to transportation funding; building a grid network of collectors to relive the freeways; and additional project development and funding planning.

Revenue Summary

FUND	SOURCE
111	Strategic Plan

Department of Regional Planning
UDOT Exchange Pass Through Program

MAG and UDOT have agreed to exchange Federal STP funds for state transportation funds in Utah County. The agreement is made at the beginning of each federal fiscal year and amounts to approximately $9-10 million annually. MAG staff manages the projects funded through this program including:

- Develop interlocal agreement with project sponsors
- Monitor project scope, design and construction
- Reimburse project eligible costs
- Provide financial tracking and annual audit
- Secure consultant services to analyze project management process
- Funded projects include:
    - SS/EM Pony Express PKWY; Redwood RD to Porters Crossing
    - Future Mountainland UPWP
    - Orem 800 North Trail 600 W-900 W
    - Orem Lakeview Parkway
    - Orem 1600 North
    - Provo-Bulldog BLVD; Canyon RD to Provo River
    - Santaquin-US6/Summit Ridge PKWY
    - SF Spanish Fork River Trail Phase 2
    - Springville-1200 W; 400 S to 1300 S
    - SS Redwood Rd Trail
    - SS Foothill BLVD Study
    - UDOT-Utah CO-Arterial Continuous Count Stations
    - UDOT-Utah CO-I-15 Continuous Count Stations

Revenue Summary

FUND	SOURCE
110	UDOT Exchange Pass-Through
120	Consolidated Planning Grant (CPG)

Department of Regional Planning
Local Planning Assistance

Program Description
Community Assistance Planning includes current and long-range land use planning; linking land use and transportation; impact fee analysis; moderate income affordable housing plans; hazard mitigation planning; annexation policy plans; open space/green space protection visioning and planning; and multi-jurisdictional planning. Many small cities and towns, typically with a majority of low to moderate income residents, cannot individually fund the services of a land use planner. The goal of the department is to provide technical assistance to all communities on an as needed basis. MAG staff includes planners with a broad range of skills in many areas of community development. This mix of expertise allows cities to take advantage of many perspectives and receive excellent staff support at a much lower cost than hiring individual staff for each community.

Recent Accomplishments FY18-19
- Legislative Update – Monitored legislative issues of concern to municipalities and counties throughout the year
- General Plan Preparation – Worked with Interlocken, Henefer, Genola and Hideout on updating their general plan. Visioning, public participation and drafting of the plans was done through this process
- Ordinance Preparation – Provided ordinance consultation and preparation for work for several communities including Wallsburg, Henefer and Hideout
- Affordable Housing Plan Preparation and Updates – Provided funding to Summit and Wasatch Counties to the State in preparing a new needs assessment model. Aided multiple communities with housing plans
- Elected and Appointed Officials Training – Coordinated Citizen Planner training through the Utah Local Governments Trust and the League of Cities and Towns and provided customized training to MAG communities as needed
- Assisted communities and organizations with their GIS and mapping needs
  - Produced and Printed the Wasatch Trail Guide
  - Produced Trail map signs for the Dutch Hollow Area
  - Provided guidance to Hideout in developing web mapping applications.
  - Updated and maintained web mapping application or Cedar Fort
  - Provided analysis and mapping to develop ROW plan for Cedar Fort
  - Provided map updates to Midway City's general plan
  - Updated Utah Lake Trail web mapping application for the Utah Lake Commission
  - Provided large printed zoning map to Oakley City
- Manage the development of the Summit County Activity Transportation Plan
- Developed the Mountainland UCA Regional Advisory Committee

Program Priorities FY19-20

- Planning Assistance – Mountainland provides a professional planning staff for assistance to multiple jurisdictions on a project basis. Assistance includes: impact fee analysis, updating general plans, updating affordable housing plans, preparing capital improvement plans, updating subdivision and zoning ordinances, development review, and community surveys. Mountainland will continue to assist and develop general plans for eligible communities. Current and future planning projects include:
  - Genola - General Plan, Ordinances
  - Wallsburg – General Plan, Ordinances
  - Summit County Active Transportation Plan
  - Wasatch County Transit Study
  - Henefer – General Plan
- Affordable Housing – In 2019 Utah Legislature modified the state law that mandated that all cities create plans for affordable housing. MAG staff has helped to create such plans in most of the cities in the three-county service area. Assistance is available to update existing plans. MAG staff will continue to work with the State on an update to the affordable housing Plan in Summit and Wasatch Counties and bring all cities into compliance with the new law
- Provide training to newly elected and appointed officials on their roles and responsibilities, on the requirements of planning legislation and authority, local ordinances and plans, and other relevant subjects
- Permanent Community Impact Fund (PCIF) Communities – Eligible communities are those that are or may be socially or economically impacted, directly or indirectly, by mineral resource development on federal lands. MAG staff will assist eligible communities in planning, construction and maintenance of public facilities, and provision of public services. Activities include but are not limited to economic development, infrastructure development, trail and open space planning, and analysis of the impact of transportation of mineral resources
- Continue to staff the Mountainland UCA regional advisory committee
- Pursue funding for design and construction of Wasatch County Rail Trail Project, Phase I
- Build web mapping application for Midway City

Revenue Summary

FUND	SOURCE
150	Local Planning Assistance

NOTE: Local jurisdictions may also contribute funds for special projects during the year on an as needed basis.

Department of Regional Planning
Rural Planning Organization - Wasatch County

Program Description
A Rural Planning Organization (RPO) is a transportation planning organization in a rural setting (less than 50,000 population), similar to a Metropolitan Planning Organization in an urban area. Local elected officials are empowered to make transportation planning decisions affecting their future in tandem with state transportation planning officials. The Wasatch County RPO has developed a Long-Range Transportation Plan, performed special transportation studies, and worked directly with UDOT Region 3 on developing projects and priorities.

Recent Accomplishments FY18-19
- Organized the Wasatch RPO / UDOT local government team visit April 2018
- Organized and maintained a Technical Committee meeting schedule
- Attended Wasatch Inter-local / COG meeting for the RPO
- Manage the project selection process for the corridor preservation of corridors of regional significance
- Coordinated with UDOT Region 3 project priorities for the state highway system in Wasatch County
- Participated in the Heber UDOT Commission meeting tour
- Developed the SR248 access management agreement with UDOT and local communities
- Coordinate the development of a new travel demand model.
- Coordinate travel demand model data allocation

Program Priorities FY19-20
- Expand Summit County travel demand model to include Wasatch County
- Develop long range plan projects in coordination with cities, county, and UDOT
- Coordinate the funding and design for the Provo River Trail Gap between Vivian Park and Deer Creek Reservoir
- Coordinate the funding and design for the Wasatch County Rail Trail Project, Phase I
- Coordinate with UDOT Region 3 in developing project priorities for the state highway system in Wasatch County.
- Serve as a liaison between the local governments and UDOT
- Provide information and technical assistance to local governments
- Assist the local elected officials in the use of the Vehicle Registration Fee for corridor preservation of corridors or regional significance.
- Participate in the upcoming Heber Parkway environmental process.

- Work with Summit County on Wasatch County travel demand issues
- Participate in the Bypass EIS
- Manage the Wasatch County Transit Study

Revenue Summary

FUND	SOURCE
130	Wasatch County RPO

Department of Community & Economic Development

$2,716,945 of MAG's Total Funds

$2,716,945 of MAG's Total $24,589,684 Budget or 11%

(Previous year $2,582,242)

Program Description

Community development services are sponsored by the U.S. Department of Housing and Urban Development (HUD) and consist of both planning and project grants awarded to eligible jurisdictions, for the benefit of low and moderate income residents. HUD's goal assists in developing viable urban communities by providing decent housing, a suitable living environment, and expanding economic opportunities. Examples of projects eligible for funding through the program include water and sewer line replacements, senior citizen centers, housing rehabilitation, affordable housing projects, public safety/emergency services buildings and equipment, Americans with Disabilities Act (ADA) compliance projects, planning projects, etc. Grants are made annually on a competitive basis.

Program Organizational Chart

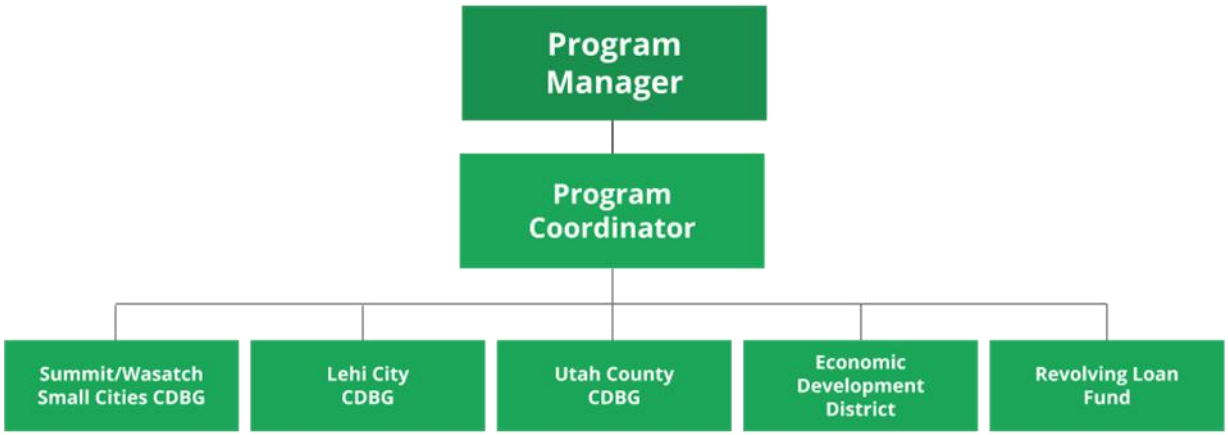

Department of Community & Economic Development

Summit & Wasatch Counties Small Cities Community Development Block Grant

Program Description

MAG administers the Community Development Block Grant (CDBG) program for Summit and Wasatch Counties through the State of Utah Small Cities Program.

Recent Accomplishments FY18-19

- MAG's Regional Review Committee recently awarded CDBG grants to 3 projects totaling $562,759
- Submission of grant applications for CDBG funds to support technical assistance to member communities
- Completed an Annual Action Plan update to the region's Consolidated Plan. This document maintains CDBG and CIB application eligibility for all jurisdictions within the region and allows members to review capital improvement planning activities of neighboring communities
- FY19 projects recently awarded include awarded include a culinary water project in Wallsburg and sewer improvements in Kamas
- MAG staff assisted several communities and counties with Low and Moderate Income surveys (LMI) to establish CDBG eligibility

Program Priorities FY19-20

All of the work program activities of the coming year are targeted to the benefit of MAG member jurisdictions in Summit and Wasatch Counties. The primary objective is to support, assist and enhance local economies by providing techinical assistance, project development and support to further the overall regional goals established annually in the MAG Consolidated Plan. This plan is both a requirement of funding sponsors and a tool used to prioritize and coordinate various community projects within the region.

- Provide training and assist members in applying for community development grants and in meeting all of the relevant state and federal administrative guidelines
- Coordinate the Regional Review Committee (RRC) in developing CDBG Rating and Ranking Policies, and the review and allocation of CDBG funding
- Coordinate with the State of Utah CDBG program in administering the program and in providing access to funds for one-time emergency projects
- Identify county-level priorities for CDBG funding
- Provide support to CDBG applicants in project selection and design, completing the survey process, creating scopes of work and budgets, applying for grants, completing environmental reviews, etc.

- Meet state and federal requirements in completing the annual update to the Consolidated Plan
- Prepare a listing of capital improvement projects that are identified for application by individual communities and send to the State
- Provide training on a variety of state and federal funding resources that can be used as alternative funding, or as matching funds to complement CDBG resources

Revenue Summary

FUND	SOURCE
260	CDBG

Department of Community & Economic Development

Lehi City Community Development Block Grant

Program Description

MAG administers the Community Development Block Grant (CDBG) program for Lehi City. Grants are made annually based on the needs and prioroties of Lehi City.

Recent Accomplishments FY18-19

- Lehi City recently awarded a CDBG grants to a storm drain, curb and gutter project in the amoung of $211,877
- Completed the Counties Annual Action Plan update to the 5 Year Consolidated Plan. This document maintains CDBG eligibility
- Managed federal compliance for all program areas

Program Priorities for FY 19-20

The primary objective is to support, assist and enhance services and infrastructure in Lehi City by providing technical assistance, project development and support to further the overall goals of Lehi City established annually in the Lehi City Consolidated Plan.

- Provide training and assistance in applying for community development grants and in meeting all of the relevant federal administrative guidelines
- Identifycity-level priorities for CDBG funding
- Provide support to CDBG applicants in project selection and design, completing the survey process, creating scopes of work and budgets, applying for grants, completing environmental reviews, etc.
- Meet federal requirements in completing the annual update to the Consolidated Plan
- Provide training on a variety of state and federal funding resources that can be used as alternative funding, or as matching funds to complement CDBG resources

Revenue Summary

FUND	SOURCE
280	CDBG Lehi City

Department of Community & Economic Development

Utah County Community Development Block Grant

Program Description

MAG administers the Community Development Block Grant (CDBG) program for Utah County. Grants are made annually on a competitive basis in Utah County to non-entitlement small cities (population less than 50,000) and non-profits serving non-entitlement city residents.

Recent Accomplishments FY18-19

- The Area Review Committee recently awarded CDBG grants to 13 projects totaling more than $1.2 million
- Completed the Counties Annual Action Plan update to the 5 Year Consolidated Plan. This document maintains CDBG eligibility
- MAG staff assisted several communities and counties with Low and Moderate Income surveys (LMI) to establish CDBG eligibility
- Completed the environmental documentation on several CDBG projects
- Managed federal compliance for all program areas
- Coordinated with Orem and Provo CDBG Programs to streamline applications and jointly fund large capital imporovement projects

Program Prioritiesfor FY19-20

The primary objective is to support, assist and enhance local economies by providing technical assistance, project development and support to further the overall regional goals established annually in the Utah County Consolidated Plan.

- Provide training and assist members in applying for community development grants and in meeting all of the relevant federal administrative guidelines
- Coordinate the Area Review Committee (ARC) in developing CDBG Rating and Ranking Policies, and the review and allocation of CDBG funding
- Identify county-level priorities for CDBG funding
- Provide support to CDBG applicants in project selection and design, completing the survey process, creating scopes of work and budgets, applying for grants, completing environmental reviews, etc.
- Meet federal requirements in completing the annual update to the Consolidated Plan
- Continue to provide assistance to the Mountainland Continuum of Care in developing and implementing a Chronic Homelessness Plan, a federal initiative supported by HUD
- Provide training on a variety of state and federal funding resources that can be used as alternative funding, or as matching funds to complement CDBG resources

Revenue Summary

FUND	SOURCE
270	CDBG Utah County

Department of Community & Economic Development

Mountainland Economic Development District

Program Description

MAG's economic development program is a partnership of local and federal resources targeted to the creation of higher skill – higher wage employment opportunities for residents, improved city and county tax bases, and economic diversity for member jurisdictions. The planning work program is administered through the Mountainland Economic Development District (MEDD).

Recent Accomplishments

- Completed the 5 Year Comprehensive Economic Development Strategy Re-write which guides the MEDD goals, objectives and activities over the next 5 years
- Received approval for an EDA Planning Grant for continued federal funding and technical assistance support of our regional MEDD program. Matching funds for district operations cover 60% of the total project cost and have come from several sources in past years including CDBG
- Maintained the MEDD's regional demographic and economic database that serves both public and private sector needs for a common,centralized planning information base. All communities are given access to Census results and to state-generated data in such areas as employment, income, housing, labor force, population, industry sectors, taxes, etc, as a standardized basis for their planning and strategic decisions

Program Priorities for FY 19-20

The MEDD scope of work for the FY-2019 EDA planning partnership grant includes the following six activities:

- Administer the EDA-sponsored MEDD, including updating of the CEDS report
- Support, train, and assist the EDD Board in setting policy and prioritizing activities
- Serve as a facilitator for Regional Economic Development by hosting quarterly Economic Development Roundtables that bring economic development professionals together to share best practices
- Gather and coordinate input and feedback on member goals, needs, strategies, and plans
- Strengthen the EDD's role as an information hub and liaison with federal/state agencies
- Provide assistance to small business owners and entrepreneurs in the region in accessing the services and technical help they require to expand or create new jobs in the private sector. Provide ED technical planning assistance to members in areas such as grantsmanship, project design, feasibility and economic analysis, visioning,

master planning for ED, local impact analysis, market positioning, placement and funding of community infrastructure, etc.

Revenue Summary

FUND	SOURCE
220/229	EDA

Department of Community & Economic Development

Revolving Loan Fund

Program Description

The purpose of the Revolving Loan Fund (RLF) is to create permanent, long-term jobs within the Mountainland region of Utah by providing "gap" and start-up financing to qualified businesses for eligible activities. Loans made through the Revolving Loan Fund are intended to help bridge the gap created by shortfalls in commercial financing. Funds are repaid into the program and recycled to other businesses, thus allowing an ongoing job creation program. Funds are available for businesses located in Utah, Summit, or Wasatch County.

Recent Accomplishments

- Made 4 loans in 2018 totalling approximately $300,000.00
- Serviced the 34 current loans
- Marketing for the RLF loans

Program Priorities

All of the work program activities of the coming year are targeted to the benefit of MAG member jurisdictions. The primary objective is to support, assist and enhance local economies by providing techinical assistance and capital to retain and create jobs.

Revenue Summary

FUND	SOURCE
199	RLF

Administrative Services

$171,352 of MAG's Total Funds
$171,352 of MAG's Total $24,589,684 Budget or 0.7%
(Previous year $167,148)

Program Description

The Mountainland Department of Administrative Services includes the functions of central administration, personnel management, purchasing, public relations, network administration, reception, general accounting and fiscal management. Responsibilities include providing staff services to the Executive Council and representing the Association in meetings with federal, state and local officials, as well as the public at large. The Department also coordinates and directs staff services, maintains fiscal records and controls, and ensures harmony within the internal and external relationships of the Association. The Steering Committee oversees Administrative Services through the Executive Director.

Recent Accomplishments FY18-19

- Secured State Legislative and Transportation Commission support for transportation needs in the Three County Area
- Initiated Aging Services funding effort with the AAA network in Utah and the State Division of Aging resulting in $1,000,000 ongoing Statewide funding
- Reviewed accounting and fiscal management policies of the Association to assure they are in compliance with current audit standards and procedures of GASB 5
- Continue to provide technical support to the Aging Department in maintaining and expanding the management program that significantly enhances client recordkeeping and reporting capabilities
- The Employee Wellness Committee continues to conduct staff activities to promote a healthy lifestyle, which may be responsible for lower health care costs and less lost productivity
- Reviewed accounting and fiscal management policies of the Association to assure they are in compliance with current audit standards and procedures of GASB 54
- The Employee Wellness Committee continues to conduct staff activities to promote a healthy lifestyle, which may be responsible for lower health care costs and less lost productivity
- Updated MAG Personnel Policies and Procedures to be compliant with current laws and practice
- Initiated additional screening for new employees, including background checks drug screening
- Annual fraud training to Executive Council

Program Priorities for FY19-20

- Pursue objectives of the MAG Strategic Plan
- Continue to develop closer ties with WFRC, CMPO, DMPO, UDOT and UTA through the Joint Policy Advisory Committee (JPAC)
- Coordinate with elected officials on the alignment and funding of various highway projects in the area
- Work with Steering Committee to review internal administrative policies, procedures and practices
- Succession planning to address retirement of long-time employees, including updating the three-year budget and five-year organization plan
- Coordinate development of budget, work program priorities, and activities through the Steering Committee
- Develop a "strategic funding plan" for the growth of Aging Services in future years at the state and local levels
- Support Aging Department in maintaining client database to meet federal, state, and departmental supporting needs
- Continue to provide technical support to the Aging Department in maintaining and expanding the management program that significantly enhances client recordkeeping and reporting capabilities

Program Organization Chart

Budget Summary

Fund Definitions

Fund	Program Name	Funding Sources
103	Way Finding	Utah County Local Governments
110	MPO TIP PROJECTS	UDOT Exchange Program
111	Strategic Plan	Strategic Transportation Funding Planning
120	UDOT - CPG	Utah Department of Transportation – Consolidated
130	Wasatch County RPO	Wasatch County Rural Planning Organization
140	Hazard	State Department of Emergency Management
150	LPA	Local Planning Assistance
160	CMAQ - New Zero Fare	Congestion Mitigation and Air Quality
229/220	E D A	Economic Development Administration Grant
199	Revolving Loan Fund	Revolving Loan Fund - Economic Development
260	CDBG Wasatch & Summit	Community Development Block Grant
270	CDBG Urban County	Community Development Block Grant Utah County
280	CDBG Lehi	Community Development Block Grant Utah County
509/500	Weatherization	Aging and Adult Services Program
629/620	HEAT Program	Aging and Adult Services Program
710	SSBG (TXX)	Social Services Block Grant (Title XX)
720	New Choices Waiver	Medicaid Waiver New Choices
730	Federal Medicaid Waiver	Medicaid Waiver Federal
740	State Medicaid Waiver	Medicaid Waiver Administration Funding
780	Aging Drivers	Aging and Adult Services Program
790	Aging Program	Aging and Adult Services Program
800	Aging Staff	Aging and Adult Services Program – Staff
820	VD-HCBS	Veteran-Directed Home & Community Based
880/889	RSVP	Retired and Senior Volunteer Program
950	Administration	Indirect Cost

Outside Contracts

Fund	Program Name	Identification of Outside Contracts
111	Strategic Plan	Strategic Transportation Funding Planning Consultants
120	UDOT – CPG	Special Studies (See Unified Planning Work Program)
710	SSBG (TXX)	Social Services Block Grant-Contracts with Service Providers
790	Aging Program	Aging & Adult Services Program-Contracts with Service Providers
889/890	RSVP	Non-cash Matching and Services by Outside Organizations

*Please refer to page 61(Contracts in Process) and page 62 (Spending Estimates) where dollar amounts for identified contracts are listed.

Revenues

*F-Federal ~ S-State ~ L-Local ~ L-IK-Local In Kind

Fund Number	SOURCE OF FUNDS	START/END DATE	F/S/L	Current Contract Actual	2019-2020 Annual Estimate
103	WAYFINDING	JUL 19 - JUN 20	L	14,000	8,000
110	UDOT EXCHANGE PASS-THROUGH	JUL 19 - JUN 20	S	11,825,000	11,825,000
120	STRATEGIC PLAN	JUL 19 - JUN 20	L	70,000	70,000
120	CPG-PLANNING - UDOT FEDERAL	JUL 19 - JUN 20	F	1,032,075	1,032,075
	CPG-PLANNING - STP UDOT EXCHANGE	JUL 19 - JUN 20	S	1,018,834	1,018,834
	CPG-MATCHING FUNDS	JUL 19 - JUN 20	L	60,000	60,000
	CPG-MATCHING FUNDS	JUL 19 - JUN 20	L-IK	101,924	101,924
130	WASATCH COUNTY RPO	JUL 19 - JUN 20	S	10,000	10,000
	WASATCH COUNTY RPO	JUL 19 - JUN 20	L	10,000	10,000
140	HAZARD	AUG 18 - JUN 20	F	71,250	71,250
150	LOCAL PLANNING ASSISTANCE	JUL 19 - JUN 20	S	140,000	140,000
160	CMAQ NEW ZERO FARE PILOT	MAR 19 - JUN 20	F	120,000	120,000
160	CMAQ NEW ZERO FARE MATCH	MAR 19 - JUN 20	L	8,000	8,000
199	REVOLVING LOAN FUND	JUL 19 - JUN 20	L	309,000	309,000
229	E D A	JAN 19 - DEC 19	F	35,000	17,500
	MATCHING FUNDS	JAN 19 - DEC 19	L	35,000	17,500
220	E D A	JAN 20 - DEC 20	F	35,000	17,500
	MATCHING FUNDS	JAN 20 - DEC 20	L	35,000	17,500
260	CDBG WAS/SUM COUNTY	JUL 19 - JUN 20	F	50,000	50,000
279	CDBG URBAN COUNTY	JUL 19 - JUN 20	F	934,000	934,000
270	CDBG URBAN COUNTY	JUL 19 - JUN 20	F	1,313,945	1,313,945
280	CDBG LEHI	JUL 19 - JUN 20	F	40,000	40,000
510	Weatherization DOE	JUL 19 - JUN 20	F	301,000	301,000
509	Weatherization LIHEAP	SEP 18 - JUN 20	F	1,009,234	660,000
520	Weatherization LIHEAP	SEP 19 - JUN 21	F	1,010,000	420,000
620	HEAT PROGRAM	FEB 20 - FEB 21	F	352,000	301,000
629	HEAT PROGRAM	FEB 19 - FEB 20	F	212,401	131,000
720	S S B G	JUL 19 - JUN 20	F	213,000	213,000
	S S B G-LOCAL FUNDS	JUL 19 - JUN 20	L-IK	53,000	53,000
720	MEDICAID WAIVER NEW CHOICES	JUL 19 - JUN 20	F	212,900	212,900
730	MEDICAID WAIVER SERVICES	JUL 19 - JUN 20	F	142,000	142,000
740	MEDICAID WAIVER ADMIN	JUL 19 - JUN 20	F	210,000	210,000
790	AGING	JUL 19 - JUN 20	F	1,605,100	1,605,100
	AGING	JUL 19 - JUN 20	S	1,191,500	1,191,500
	AGING LOCAL MATCHING	JUL 19 - JUN 20	L-IK	290,000	290,000
	SSBG AGING SERVICES	JUL 19 - JUN 20	F	70,000	70,000
	CONTRIBUTIONS-MED W., HCBA	JUL 19 - JUN 20	F	50,000	50,000
	CONTRIBUTIONS-LOCAL, FOUNDATION	JUL 19 - JUN 20	L	0	0
	AGING FEES & DONATIONS	JUL 19 - JUN 20	L	5,000	5,000
	AGING SENIOR CENTER DONATIONS	JUL 19 - JUN 20	L-IK	544,000	544,000
	AGING PROJECT INCOME	JUL 19 - JUN 20	L-IK	64,000	64,000
	AGING PROJECT INCOME	JUL 19 - JUN 20	L	313,000	313,000
820	VETERANS VD-HCBS	JUL 19 - JUN 20	F	333,000	333,000
880	R S V P	APR 19 - MAR 20	F	76,495	58,362
	RSVP AG TITLE XX	JUL 19 - JUN 20	F	10,000	10,000
	RSVP AG R V P	JUL 19 - JUN 20	F	7,600	7,600
	RSVP LOCAL I-K MATCH	JUL 19 - JUN 20	L-IK	14,442	14,442
	RSVP SCHOOL DIST.	JUL 19 - JUN 20	L	7,000	7,000
881	R S V P	APR 20 - MAR 21	F	76,495	19,400
960	GENERAL FUND	JUL 19 - JUN 20	L	171,352	171,352
5/10/2019	REVENUE TOTAL			25,812,547	24,589,684

Contracts in Process

FUND	PROGRAM NAME	Salary 050	Fringe 060	Travel 105	Office Expense 115	Copies 125	Communications 145	Space Costs 155	Equipment 165	Administration 175	Other 180	Data Processing 183	Audit 184	Contracts 200+	Total
103	WAY FINDING													14,000	14,000
110	UDOT EXCHANGE PASS-THROUGH													11,825,000	11,825,000
111	STRATEGIC PLAN	1,988	803	795	8	5	159	159		358	398	66	28	65,234	70,000
120	CPG PLANNING	1,069,613	518,808	48,700	4,332	2,567	17,542	16,900	11,517	192,530	28,506	19,122	10,696	272,000	2,212,833
130	WASATCH COUNTY RPO	10,054	5,369	402		20	80	111		1,810	804	704	121	525	20,000
140	HAZARD	35,010	10,187	2,626	70	77	490	280		6,302	4,551	1,750	315	9,592	71,250
150	LOCAL PLANNING ASSIST	41,523	22,873	3,114	83	91	1,038	1,121		7,474	1,661	2,491	415	58,114	140,000
160	CMAQ NEW ZERO FARE													128,000	128,000
199	REVOLVING LOAN FUND													309,000	309,000
229	EDA 2019	36,723	15,503	4,407	220	110	624	477		6,610	2,093	294	698	2,240	70,000
220	EDA 2020	37,473	15,820	4,497	225	112	637	487		6,745	2,136	300	712	857	70,000
260	CDBG WAS/SUM COUNTY	28,755	11,502	1,150	173	115	518	403		5,176	1,150	230	546	282	50,000
270	CDBG URBAN COUNTY	101,383	45,631	2,839	101	304	1,115	963		18,249	5,576	1,217	760	2,069,807	2,247,945
280	CDBG LEHI	23,004	9,202	920	46	51	322	184		4,141		345	207	1,578	40,000
509	WEATHERIZATION 19	439,433	281,729	17,577	2,681	2,065	13,183	79,098		79,098	26,366	5,273	6,152	357,578	1,310,234
500	WEATHERIZATION 20	369,616	236,969	14,785	2,255	1,737	11,088	66,531		66,531	22,177	4,435	5,175	208,701	1,010,000
629	HEAT PROGRAM	128,990	32,557	2,451	490	426	3,870	10,964		23,218	3,870	1,548	1,806	2,211	212,401
620	HEAT PROGRAM	210,596	53,155	4,001	800	695	6,318	17,901		37,907	6,318	2,527	2,948	8,833	352,000
710	SSBG - (TXX)	10,773	3,868		108	102	108	215		1,939	215	108	108	248,455	266,000
720	MEDICAID WAIVER NEW CHOICES	116,046	53,124	5,802	1,044	151	2,959	2,901		20,888	4,062	1,160	986	3,775	212,900
730	MEDICAID WAIVER FEDERAL	65,051	36,423	3,253	716	98	1,236	1,886		11,709	1,496	651	585	18,896	142,000
740	MEDICAID WAIVER STATE	117,764	65,331	1,295	118	353	707	824		21,198	1,290		1,119		210,000
780	AGING DRIVERS	187,934	54,300	2,819	1,128		2,857			33,828	16,914			-299,779	0
790	AGING PROGRAM													4,132,600	4,132,600
800	AGING STAFF	864,625	469,668	34,585	6,658	3,718	19,886	17,292	13,400	155,632	57,930	8,646	12,105	-1,664,145	0
820	VD-HCBS	47,570	20,285	2,164	523	133	523	523		8,563	1,427	714	476	250,098	333,000
889	RSVP 19-20	72,204	23,259	1,227	794	188	939	794		12,997	722	361	722	1,329	115,537
890	RSVP 20-21	47,154	15,190	802	519	123	613	519		8,488	472	236	472	1,910	76,495
950	ADMINISTRATION	430,708	184,087	15,936	2,584	1,723	3,446	5,599		-631,111	18,154	10,881	992	128,352	171,352
	5-10-19														
	FY 2019-2020 Contracts	4,493,992	2,185,645	176,148	25,675	14,964	90,258	226,134	24,917	100,280	208,289	63,058	48,144	18,155,043	25,812,547

Spending Estimates

	Annual Estimate	Salary	Fringe	Administration	Operating Costs	Contracts	Total
FUND	PROGRAM NAME	050	060	175	105-184	200+	0
103	WAY FINDING	0	0	0	0	8,000	8,000
110	UDOT EXCHANGE PASS-THROUGH	0	0	0	0	11,825,000	11,825,000
111	STRATEGIC PLAN	1,988	803	358	1,617	65,234	70,000
120	CPG PLANNING	1,069,613	518,808	192,530	159,881	272,000	2,212,833
130	WASATCH COUNTY RPO	10,054	5,369	1,810	2,242	525	20,000
140	HAZARD	35,010	10,187	6,302	10,160	9,592	71,250
150	LOCAL PLANNING ASSIST	41,523	22,873	7,474	10,015	58,114	140,000
160	CMAQ NEW ZERO FARE	0	0	0	0	128,000	128,000
199	REVOLVING LOAN FUND	0	0	0	0	309,000	309,000
229	E D A 2019	17,987	7,593	3,238	4,371	411	33,600
220	E D A 2020	19,486	8,226	3,507	4,735	446	36,400
260	CDBG WAS. & SUM. CO	28,755	11,502	5,176	4,285	282	50,000
270	CDBG URBAN COUNTY	101,383	45,631	18,249	12,876	2,069,807	2,247,945
280	CDBG LEHI	23,004	9,202	4,141	2,075	1,578	40,000
509	WEATHERIZATION 19	217,663	139,548	39,179	75,486	260,054	731,930
500	WEATHERIZATION 20	193,022	123,750	34,744	66,940	230,614	649,070
629	HEAT PROGRAM	128,990	32,557	23,218	25,424	1,490	211,680
620	HEAT PROGRAM	134,255	33,886	24,166	26,462	1,551	220,320
710	S S B G - (TXX)	10,773	3,868	1,939	964	248,455	266,000
720	MEDICAID W N C	116,046	53,124	20,888	19,066	3,775	212,900
730	MEDICAID W FED	65,051	36,423	11,709	9,920	18,896	142,000
740	MEDICAID W STATE	117,764	65,331	21,198	5,707	0	210,000
780	AGING DRIVERS	187,934	54,300	33,828	23,717	-299,779	0
790	AGING PROGRAM	0	0	0	0	4,132,600	4,132,600
800	AGING STAFF	864,625	469,668	155,632	174,220	-1,664,145	0
820	VD-HCBS	47,570	20,285	8,563	6,484	250,098	333,000
889	RSVP 19-20	55,259	17,800	9,947	4,399	199	87,603
890	RSVP 20-21	18,420	5,933	3,316	1,466	66	29,201
950	ADMINISTRATION	430,708	184,087	-631,111	59,315	128,352	171,352
							0
	TOTAL	3,936,883	1,880,759	0	711,826	18,060,215	24,589,684
5-10-2019							
	Note: Records are kept according to contract period						

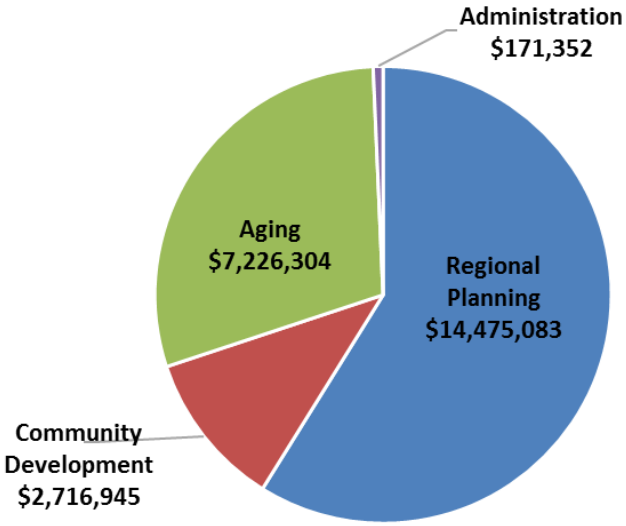

General Fund Expenditures

Revenue

Formula (Cities and Counties)	$ 171,352

Expenses

Administrative Service Fund	43,000
Aging Supplemental Fund	40,000
Capital Improvement Fund	20,000
Cash Reserve Fund	68,352
TOTALS	**$ 171,352**

General Fund Uses

General Funds come from $0.25 per capita times the 2016 Census population of 663,134 within the three county Mountainland region. Funds are proposed for use as follows:

- The "Administration Services Fund" portion of the General Fund is to pay for accounting, personnel, purchasing and overall management expenses associated with administering the various grants and contracts in MAG. Federal law also provides for an "Indirect Cost Allocation" plan whereby these same grants and contracts can pay a portion of the overall administrative expenses. These two funding sources, together, cover the costs of the Association's Department of Administrative Services. The "Administration" category of the General Fund also provides funding to cover Executive Council expenses ranging between $2,500 and $3,000 per year, as well as professional memberships usually less than $2,000 per year.
- The "Aging Supplemental Fund" will be used to stabilize service levels and minimize reductions in services to seniors receiving meals-on-wheels, senior center meals, and in-home services.
- The "Capital Improvements Fund" will fund the building maintenance budget and make necessary improvements to the building in more efficiently provide services.
- The "Cash Reserve Fund" is a rainy-day fund intended to also provide a contingency capacity to help meet payroll expenses on an emergency basis when federal and state contracts or grants are temporarily disrupted. The goal is to expand this reserve to twenty-five percent (25%) of the operating budget. <u>However, no additional local assessments will be requested to accomplish this goal</u>.

Jurisdictional Cash Assessments

MAG
Expert Resources. Enriching Lives.

Jurisdictional Cash Assessments | Jul 2019 - Jun 2020

	2017 Census Population Estimate	Special Assessment					General Assessment .25 Per Capita	FY-19/20 Grand Total	Past Budgets	
		UC Strategic Plan	UC Aging Services	UC MPO Match	Wasatch RPO	Special Assessment Total			FY-18/19 Grand Total	FY-17/18 Grand Total
Summit County	**41,106**									
Coalville	1,559						$500	**$500**	$500	$500
Francis	1,452						$500	**$500**	$500	$500
Henefer	923						$200	**$200**	$200	$200
Kamas	2,176						$544	**$544**	$527	$513
Oakley	1,657						$500	**$500**	$500	$500
Park City	8,378						$2,095	**$2,095**	$2,075	$2,032
Summit Unic.	24,961						$6,240	**$6,240**	$6,150	$6,078
Utah County	**606,425**									
Alpine	10,371	$607	$610	$425		$1,642	$2,593	**$4,235**	$4,270	$4,269
American Fork	29,527	$1,729	$1,735	$1,210		$4,675	$7,382	**$12,057**	$11,858	$11,813
Cedar Fort	392	$23	$23	$16		$62	$200	**$262**	$263	$264
Cedar Hills	10,334	$605	$607	$424		$1,636	$2,584	**$4,220**	$4,276	$4,281
Draper	2,202	$129		$90		$219	$551	**$770**	$771	$720
Eagle Mountain	32,204	$1,886	$1,893	$1,320		$5,099	$8,051	**$13,150**	$24,536	$11,399
Elk Ridge	3,757	$220	$221	$154		$595	$939	**$1,534**	$1,414	$1,312
Fairfield	143	$8	$8	$6		$23	$200	**$223**	$222	$222
Genola	1,520	$89	$89	$62		$241	$500	**$741**	$741	$737
Goshen	952	$56	$56	$39		$151	$200	**$351**	$354	$358
Highland	18,957	$1,110	$1,114	$777		$3,001	$4,739	**$7,741**	$7,685	$7,502
Lehi	62,712	$3,672	$3,686	$2,571		$9,929	$15,678	**$25,607**	$25,195	$24,392
Lindon	10,968	$642	$645	$450		$1,737	$2,742	**$4,479**	$4,508	$4,508
Mapleton	9,773	$572	$574	$401		$1,547	$2,443	**$3,991**	$8,920	$3,804
Orem	97,839	$5,729	$5,751	$4,011		$15,490	$24,460	**$39,950**	$65,184	$39,394
Payson	19,892	$1,165	$1,169	$815		$3,149	$4,973	**$8,122**	$33,165	$8,049
Pleasant Grove	38,845	$2,275	$2,283	$1,592		$6,150	$9,711	**$15,861**	$15,973	$15,870
Provo	117,335	$6,871	$6,896	$4,810		$18,577	$29,334	**$47,911**	$48,167	$48,071
Salem	8,210	$481	$483	$337		$1,300	$2,053	**$3,352**	$3,228	$3,080
Santaquin	11,652	$682	$685	$478		$1,845	$2,913	**$4,758**	$4,559	$4,356
Saratoga Springs	29,608	$1,734	$1,740	$1,214		$4,688	$7,402	**$12,090**	$23,581	$8,881
Spanish Fork	39,443	$2,310	$2,318	$1,617		$6,245	$9,861	**$16,106**	$41,017	$15,622
Springville	33,294	$1,950	$1,957	$1,365		$5,271	$8,324	**$13,595**	$38,619	$13,297
Vineyard	6,210	$364	$365	$255		$983	$1,553	**$2,536**	$1,629	$1,332
Woodland Hills	1,548	$91	$91	$63		$245	$500	**$745**	$748	$748
Utah Unic.	8,737	$15,000	$15,000	$10,500		$40,500	$2,184	**$42,684**	$42,672	$42,636
Wasatch County	**32,701**									
Charleston	478				$146	$146	$200	**$346**	$354	$360
Daniel	1,071				$328	$328	$500	**$828**	$848	$863
Heber	15,792				$4,829	$4,829	$3,948	**$8,777**	$8,646	$8,480
Hideout	945				$289	$289	$200	**$489**	$487	$446
Interlaken	221				$68	$68	$200	**$268**	$268	$261
Midway	5,903				$1,805	$1,805	$1,476	**$3,281**	$2,829	$2,755
Wallsburg	363				$111	$111	$200	**$311**	$311	$311
Wasatch Unic.	7,928				$2,424	$2,424	$1,982	**$4,406**	$24,450	$4,428
UDOT (RPO)					$10,000	$10,000		**$10,000**	$10,000	$10,000
Totals	**680,232**	**$50,000**	**$50,000**	**$35,000**	**$20,000**	**$155,000**	**$171,352**	**$326,352**	**$472,199**	**$315,146**

Revenue Comparison

FY-2018

	FY-2018	Difference from FY-2017
Federal	$7,249,278	($1,004,890)
State	10,667,528	8,807,818
Local	1,152,622	(364,146)
Contributions	1,054,991	319,917
	$20,124,419	$7,758,699

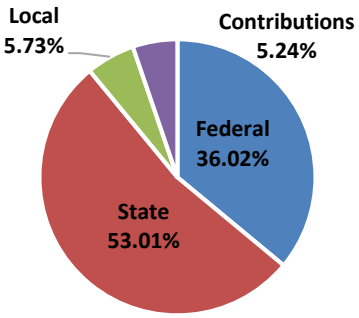

FY-2019

	FY-2019	Difference from FY-2018
Federal	$6,463,096	($786,182)
State	17,961,732	7,294,204
Local	1,174,070	21,448
Contributions	1,050,134	(4,857)
	$26,649,032	$6,524,613

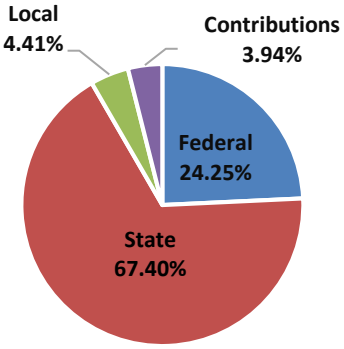

FY-2020

	FY-2020	Difference from FY-2019
Federal	$8,340,632	$1,877,536
State	14,185,334	(3,776,398)
Local	996,352	(177,718)
Contributions	1,067,366	17,232
	$24,589,684	($2,059,348)

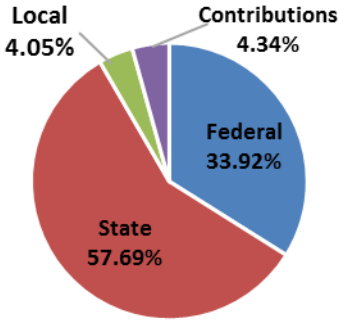

Expenditure Comparison

FY-2018

	FY-2018	Difference from FY-2017
Salary	$3,288,233	$198,658
Fringe	1,532,485	197,671
Operating	540,248	62,593
Contracts	14,763,453	7,299,777
	$20,124,419	$7,758,699

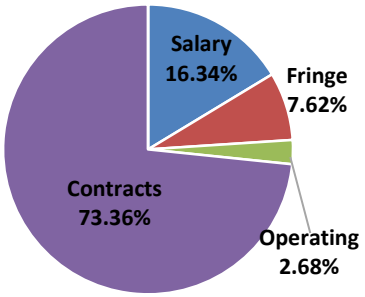

FY-2019

	FY-2019	Difference from FY-2018
Salary	$3,312,356	$24,123
Fringe	1,555,048	22,563
Operating	570,436	30,188
Contracts	21,211,192	6,447,739
	$26,649,032	$6,524,613

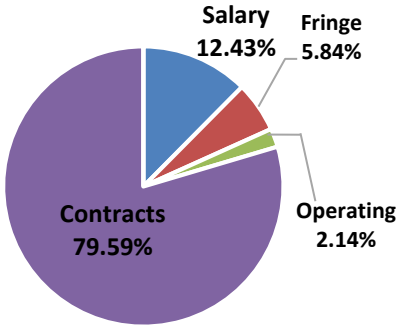

FY-2020

	FY-2020	Difference from FY-2019
Salary	$3,936,883	$624,527
Fringe	1,880,759	325,711
Operating	711,827	141,391
Contracts	18,060,215	(3,150,977)
	$24,589,684	($2,059,348)

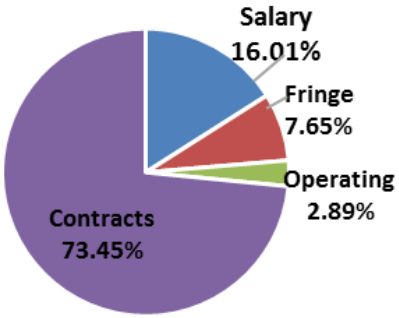

Resolution

#2019-05-23-01

A Resolution of the Executive Council of
Mountainland Association of Governments
Approving and Adopting a Budget for the
Fiscal Year Beginning July 1, 2019 and Ending June 30, 2020

WHEREAS, the Executive Director of Mountainland Association of Governments has prepared Tentative Budgets in proper form for all Funds for which a budget is required by Utah State Law; and

WHEREAS, the Tentative Budgets have been reviewed and considered by the Executive Council; and

WHEREAS, the Tentative Budgets, together with supporting schedules and data have been available for public inspection in the office of the Finance Director and at www.mountainland.org for a period of ten (10) days, as required by law; and

WHEREAS, the Executive Council, on due public notice, held a public hearing on Thursday, May 23, 2019 at the Kamas City Hall, 170 North Main, Kamas, UT 84036, and all interested persons were heard, for and against the estimates of revenue and expenditures as set forth in said budgets;

WHEREAS, all statutory and legal requirements for the final adoption of said budgets have been completed.

NOW, THEREFORE, BE IT RESOLVED BY THE EXECUTIVE COUNCIL OF THE MOUNTAINLAND ASSOCIATION OF GOVERNMENTS as follows:

1. The Executive Council hereby adopts the budget for fiscal year 2019-2020 as amended and revised, which budget is attached hereto as Exhibit A and incorporated herein by reference.
2. Executive Council approval of grants, contracts, plans and work programs during the fiscal year shall be considered as amendments to this approved budget.
3. The Executive Director is hereby authorized to submit requests for payment of approved general and special assessments to member jurisdictions. The Finance Director is hereby authorized to certify and file a copy of this budget with the Utah State Auditor as required by state law.
4. A copy of the approved budget and amendments shall be on file in the office of the Finance Director.

APPROVED AND PASSED THIS _____

_____
MOUNTAINLAND ASSOCIATION OF GOVERNMENTS
Mayor Jeff Acerson, Chair

ATTEST: _____

Glossary of Acronyms

AAA: Area Agency on Aging
ADA: Americans with Disabilities Act
BRT: Bus Rapid Transit
CDBG: Community Development Block Grants
CEDS: Comprehensive Economic Development Strategy
CIB: Community Impact Board
CO: Carbon Monoxide
CMAQ: Congestion Mitigation and Air Quality
CNCS: US Corporation for National & Community Service
CPG: Consolidated Planning Grant
ED: Economic Development
EDA: Economic Development Assistance
EDD: Economic Development District
EIS: Environmental Impact Study
FHWA: Federal Highway Administration
FTA: Federal Transit Administration
FTE: Full Time Employee
GIS: Geographic Information Systems
HCBA: Home and Community Based Alternatives
HEAT: Home Energy Target Assistance Program
HIIP: Health Insurance Information Program
HUD: Housing and Urban Development
JPAC: Joint Policy Advisory Committee
LMI: Low and Moderate Income
LPA: Local Planning Assistance
MAG: Mountainland Association of Governments
MPO: Metropolitan Planning Organization
NFCSP: National Family Caregiver Support Program
NORS: National Ombudsman Reporting System
OMB: Aging Ombudsman Program
PEHP Public Employee Health Program
PCIF: Permanent Community Impact Funds
RLF: Revolving Loan Fund
RPO: Rural Planning Organization
RRC: Regional Review Committee
RTP: Regional Transportation Plan
RSVP: Retired and Senior Volunteer Program
SBRC: Small Business Recourse Center
SHIIP: State Health Insurance Information Program
SIP: State Implementation Plan

SSBG: Social Services Block Grant
TIP: Transportation Improvement Program
UDOT: Utah Department of Transportation
UPWP: Unified Planning Work Program
UTA: Utah Transit Authority
UVU: Utah Valley University
WFRC: Wasatch Front Regional Council

MAG

Expert Resources. Enriching Lives.

586 East 800 North
Orem, UT 84097
801-229-3800
www.mountainland.org