

**PLANNING COMMISSION MEETING
HYRUM FIRE STATION
SITE PLAN
30 NORTH 100 WEST
FEBRUARY 14, 2019**

ZONING- C-2 Permitted

UTILITIES- Available

PARKING- As shown on plan-West & South sides

FENCING- None proposed

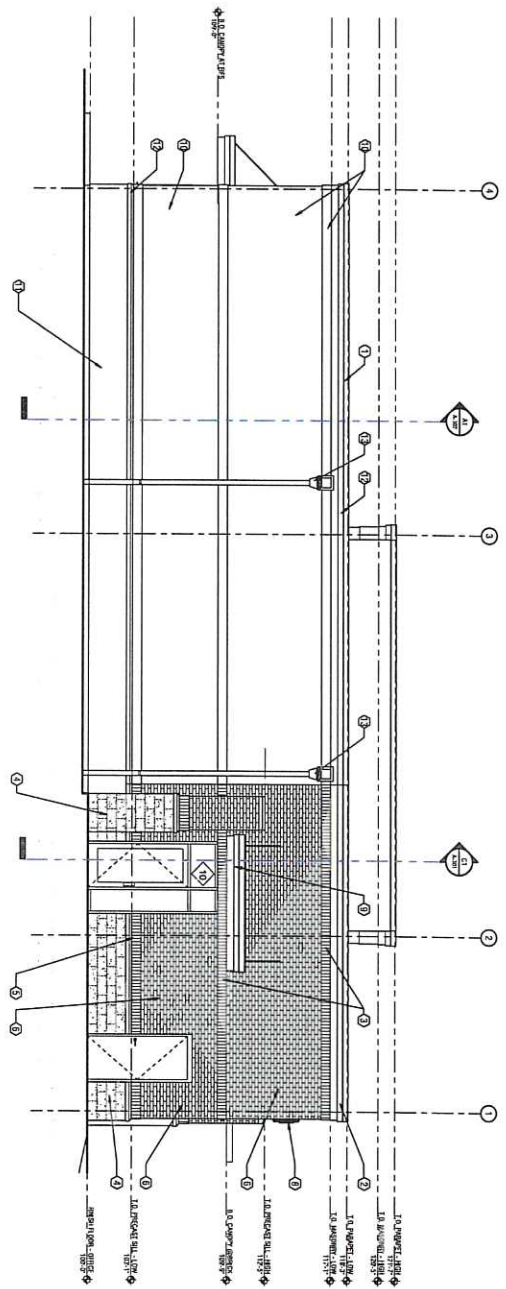
LANDSCAPPING- Landscaping as shown in plan.

LIGHTING- Street pole lighting- other as shown on plans.

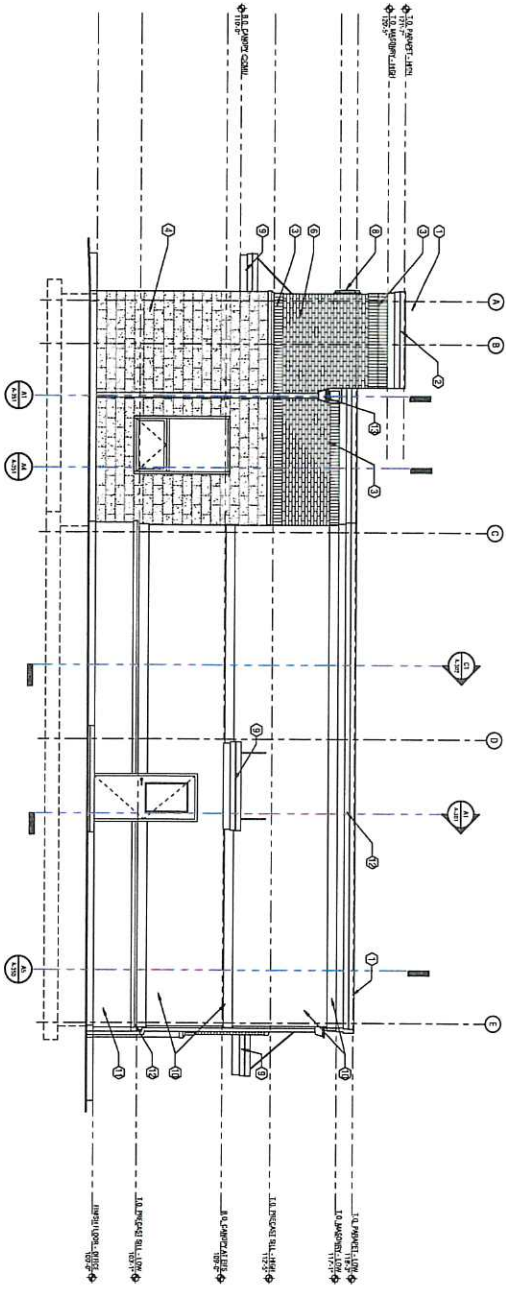
FIRE OFFICIAL REQUIRMENTS- To be reviewed with the building permit.

STORM WATER- As shown on plan- Ponds in landscaped areas

NOTES- The fire station is going to be built in three parts. This approval covers phase 2 the administration building. (Garage) Phase 1 is nearing completion. The administration building construction can begin after the apparatus building is completed and the old fire station is torn down.



C1 NORTH ELEVATION



A1 EAST ELEVATION

EXTERIOR FINISH SCHEDULE

MARK	DESCRIPTION	FINISH
1	PREPARED METAL ROOFLET CAP	PREP. PAINT, 1115.3, ONLY GAINZEL
2	PREPARED METAL CORNICE	PREP. PAINT, 1115.3, ONLY GAINZEL
3	BRICK SOLIDER COURSE	ROBINSON BRICK COMPANY, BALL
4	BRIT FINE GROUT	MAISON, GORRETH
5	PRECAST CONCRETE SILL	ROBINSON BRICK COMPANY, BALL
6	STANDARD BRICK	ROBINSON BRICK COMPANY, BALL
7	ALUMINUM STORGEFRONT SYSTEM	WHITE
8	PRECAST SUN ATTACHMENT BY SLOAN	SEE AS & BS ON A-201
9	CONCRETE CURB	PREP. PAINT, 1115.3, ONLY GAINZEL
10	EPS FIELD & BAND	BRUNN / LW SUPPLY, AMARILLO (DESIGN WEST)
11	EPS WAINSCOT	BRUNN / LW SUPPLY, AMARILLO
12	EPS SILL & CORNICE	BRUNN / LW SUPPLY, AMARILLO
13	COLLECTION BOX W/ DOWN SPIND	PREP. PAINT, 1115.3, ONLY GAINZEL

NOTE: FINISHES SHOWN ARE BASED ON DESIGN AND CONSTRUCTION OF SUBMITTALS FOR REVIEW.

BID DRAWINGS


A-202
EXTERIOR
ELEVATIONS

MARK	DATE	DESCRIPTION

PROJECT # 318128
DRAWN BY: RUSBY
CHECKED BY: LEADON
DATE: 01.23.2015

HYRUM CITY FIRE ADMINISTRATION BUILDING
HYRUM CITY, CACHE COUNTY, UTAH
HYRUM CITY

design west architects
255 SOUTH 100 WEST
795 NORTH 400 WEST
LOGAN UT 84321
SALT LAKE CITY UT 84103



- NOTED NOTES**
1. PROVIDE ALL CONDUIT AND CABLE TRAY TO BE INSTALLED IN ACCORDANCE WITH THE NATIONAL ELECTRICAL CODE (NEC) AND ALL APPLICABLE LOCAL AND STATE REGULATIONS.
 2. PROVIDE ALL ELECTRICAL MATERIALS, EQUIPMENT AND LABOR IN ACCORDANCE WITH THE NATIONAL ELECTRICAL CODE (NEC) AND ALL APPLICABLE LOCAL AND STATE REGULATIONS.
 3. PROVIDE ALL ELECTRICAL MATERIALS, EQUIPMENT AND LABOR IN ACCORDANCE WITH THE NATIONAL ELECTRICAL CODE (NEC) AND ALL APPLICABLE LOCAL AND STATE REGULATIONS.
 4. PROVIDE ALL ELECTRICAL MATERIALS, EQUIPMENT AND LABOR IN ACCORDANCE WITH THE NATIONAL ELECTRICAL CODE (NEC) AND ALL APPLICABLE LOCAL AND STATE REGULATIONS.
 5. PROVIDE ALL ELECTRICAL MATERIALS, EQUIPMENT AND LABOR IN ACCORDANCE WITH THE NATIONAL ELECTRICAL CODE (NEC) AND ALL APPLICABLE LOCAL AND STATE REGULATIONS.
 6. PROVIDE ALL ELECTRICAL MATERIALS, EQUIPMENT AND LABOR IN ACCORDANCE WITH THE NATIONAL ELECTRICAL CODE (NEC) AND ALL APPLICABLE LOCAL AND STATE REGULATIONS.
 7. PROVIDE ALL ELECTRICAL MATERIALS, EQUIPMENT AND LABOR IN ACCORDANCE WITH THE NATIONAL ELECTRICAL CODE (NEC) AND ALL APPLICABLE LOCAL AND STATE REGULATIONS.
 8. PROVIDE ALL ELECTRICAL MATERIALS, EQUIPMENT AND LABOR IN ACCORDANCE WITH THE NATIONAL ELECTRICAL CODE (NEC) AND ALL APPLICABLE LOCAL AND STATE REGULATIONS.
 9. PROVIDE ALL ELECTRICAL MATERIALS, EQUIPMENT AND LABOR IN ACCORDANCE WITH THE NATIONAL ELECTRICAL CODE (NEC) AND ALL APPLICABLE LOCAL AND STATE REGULATIONS.
 10. PROVIDE ALL ELECTRICAL MATERIALS, EQUIPMENT AND LABOR IN ACCORDANCE WITH THE NATIONAL ELECTRICAL CODE (NEC) AND ALL APPLICABLE LOCAL AND STATE REGULATIONS.

GENERAL NOTES

1. CONDUIT SHALL BE INSTALLED IN ACCORDANCE WITH THE NATIONAL ELECTRICAL CODE (NEC) AND ALL APPLICABLE LOCAL AND STATE REGULATIONS.
2. CONDUIT SHALL BE INSTALLED IN ACCORDANCE WITH THE NATIONAL ELECTRICAL CODE (NEC) AND ALL APPLICABLE LOCAL AND STATE REGULATIONS.
3. CONDUIT SHALL BE INSTALLED IN ACCORDANCE WITH THE NATIONAL ELECTRICAL CODE (NEC) AND ALL APPLICABLE LOCAL AND STATE REGULATIONS.

BID DRAWINGS

ELECTRICAL SITE PLAN

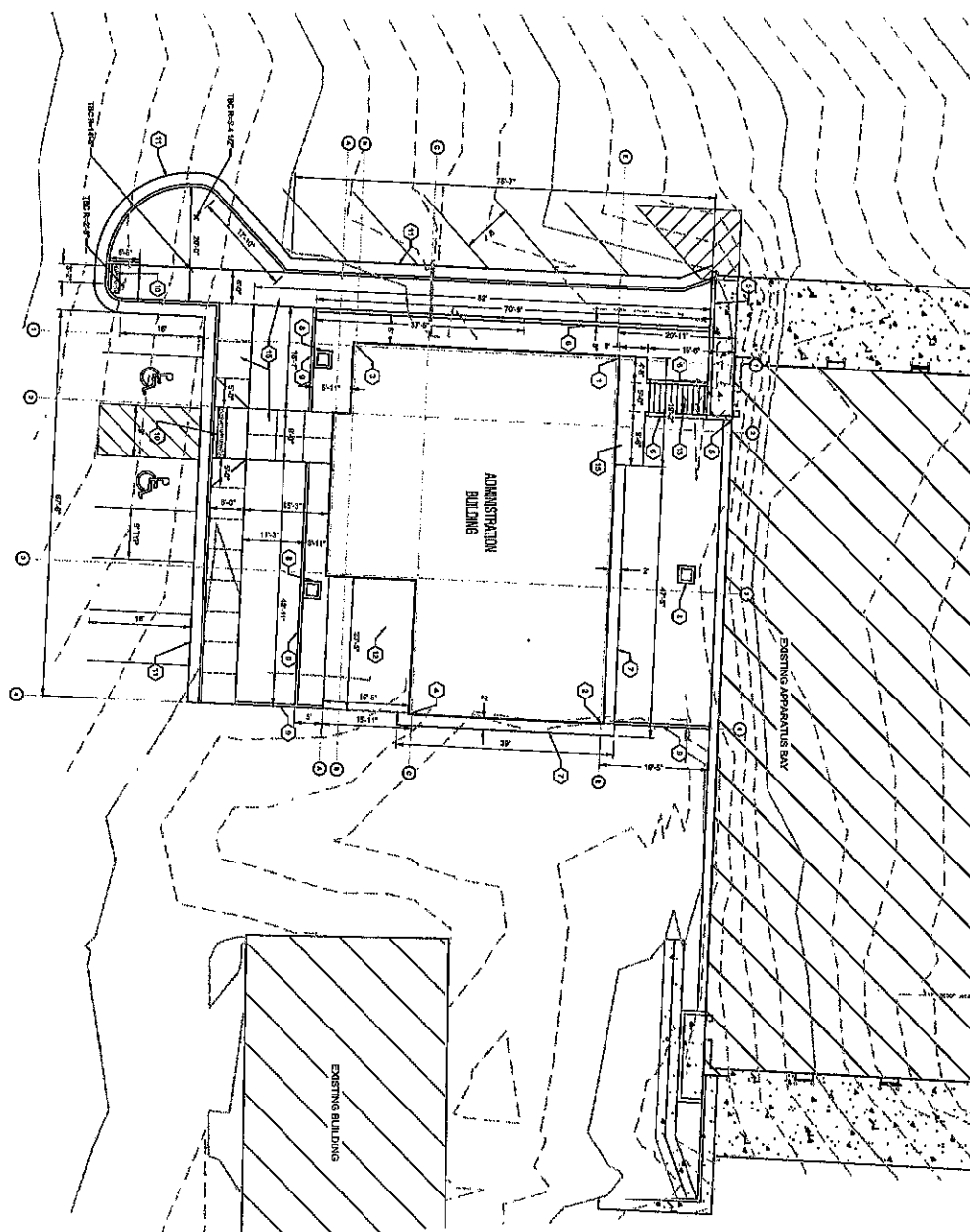


MARK	DATE	DESCRIPTION

HYRUM CITY FIRE ADMIN. BLDG
 HYRUM CITY, CACHE COUNTY, UTAH
 HYRUM CITY

design west architects
 255 SOUTH 500 WEST
 SALT LAKE CITY UT 84103
 PHONE 801.462.1234
 FAX 801.462.1235
 EMAIL info@designwest.com

GRAPHIC SCALE
 0' 5' 10' 20' 30'
 SCALE: 1"=10'



SHEET KEY NOTES:

1. INTERSECTION OF GRID LINES 1 AND E
 N 3756055.89
 E 1942644.45
2. INTERSECTION OF GRID LINES 4 AND E
 N 3756063.09
 E 1942609.35
3. INTERSECTION OF GRID LINES 1 AND B
 N 3756018.90
 E 1942609.35
4. INTERSECTION OF GRID LINES 4 AND C
 N 3756026.11
 E 1942609.35
5. SAW CUT AND REMOVE EXISTING CONCRETE WALL.
6. CONCRETE RETAINING WALL. SEE DETAIL 4 SHT C-400. AT APPARATUS BAY WALL DRILL AND BROCK HORIZONTAL REIN. WITH 4" MINIMUM EMBEDMENT. SEE LANDSCAPE PLANS FOR SWATBOARD DETAIL. LUG DETAILS FOR RETAINING WALL ALONG 100 WEST STREET.
7. CONCRETE BUILDING CURB. SEE LANDSCAPE PLAN.
8. 2X2 GREEN BOTTOM CATCH BASIN WITH 8'X8' GEOTEXTILE IMPROVED SWAN ROCK BASE. SEE DETAIL 5 SHT C-400.
9. CONCRETE LANDSCAPE CURB. SEE LANDSCAPE PLAN.
10. INSTALL ADA ACCESSIBLE PUMP WITH TRUNCATED CONES.
11. ASPHALT TYPE A CURB AND GUTTER. SEE DETAIL 2 SHT C-400.
12. CONCRETE PAVT. SHALL BE 4" THICK CONCRETE PLACED UPON 4" OF COMPACTED PRE-SLOAN BASE MATERIAL.
13. CONCRETE STAIRS. SEE DETAIL 4 SHT C-400.
14. INSTALL SPILL CURB & GUTTER. SEE DETAIL 6 SHT C-400.
15. CONCRETE SIDEWALK. SEE DETAIL 3 SHT C-400.
16. APPROPRIATE LOCATION OF EXISTING FIRE ESCAPE STAIRS. PROVIDE CONCRETE SIDEWALK TO CURB WITH STAIR AS NEEDED. PATCH TO EXISTING ASPHALT WITH PAVEMENT OR ROCK MAJOLC.

FORSGREN
Architects, Inc.
 26 WEST 100 SOUTH, STE. 115, LOGAN, UT 84321
 PH: (435) 737-0222 FAX: (435) 737-1333

BID DRAWINGS

HYRUM CITY FIRE ADMIN. BLDG
 HYRUM CITY, CACHE COUNTY, UTAH
 HYRUM CITY



design west | architects
 255 SOUTH 900 WEST
 750 NORTH 400 WEST
 LOGAN UT 84321
 SALT LAKE CITY UT 84103

PROJECT #	14-18-2014
DRAWN BY	TJM
CHECKED BY	CLS
DATE	01.23.2019

C-100
 CIVIL SITE PLAN

