

# FY19- Legislative Funding Request

## Senior Meals: \$550,000



Utah Association of Area Agencies on Aging

One-time funding for meals is expiring which **eliminates 66,650 meals in FY19.**


Add \$550,000 in on-going funding to the base budget of the Division of Aging and Adult Services for Meals on Wheels and Senior Center meals so we can continue to serve seniors who rely on these meals.



### KEEPING SENIORS AT HOME, OUT OF HOSPITALS AND NURSING HOMES, SAVES TAXPAYER DOLLARS.



Lunch for 1 YEAR for roughly the same cost as 1 DAY in a hospital.<sup>1</sup>



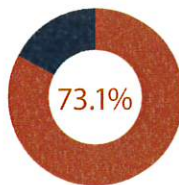
Seniors receiving meals report fewer falls. In 2013 senior falls in Utah cost \$105 MILLION.<sup>2</sup>



We provided more than 1.8 million meals in FFY16 in Utah, helping 31,696 seniors continue to live at home.

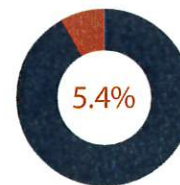
### CURRENT FUNDING LEVELS WILL NOT MEET INCREASING NEEDS.

#### Senior Population Growth



73.1% increase in senior population in Utah from 2000-2015

#### Funding Growth



5.4% increase in State General Funds from FY2007- FY2017

### AGING IS NOT FOR THE FAINT OF HEART. OUR SENIORS NEED YOUR SUPPORT.


#### In Utah:

**80,456** seniors are isolated, living alone

**57,397** seniors are threatened by hunger

**94,790** seniors are living in or near poverty

**440,428** seniors live in Utah. Only 2.1% (1 in 47) receive Meals on Wheels.



Nationally, **1 IN 6** seniors struggles with hunger

<sup>1</sup> Meals on Wheels America

<sup>2</sup> Utah State Health Department Hospital Discharge Data