

MINUTES OF THE STUDY SESSION – January 9, 2018

Alpine School District's Board of Education met in a study session on Tuesday, January 9, 2018 at 4:00 P.M. The study session took place at the Alpine School District Office.

Board members present: President John C. Burton, Vice President JoDee C. Sundberg, S. Scott Carlson, Mark J. Clement, Sara M. Hacken, Wendy K. Hart and Paula H. Hill.

Also present: Superintendent Samuel Y. Jarman, Business Administrator Robert W. Smith, and members of the administrative staff. There were approximately 13 others in attendance.

The following took place during the study session:

1. John Patten, Assistant Superintendent, presented the feedback about the proposed boundaries for the new Eagle Mountain High, Saratoga Springs Middle, and elementary schools in north Lehi and Eagle Mountain. The feedback came as a result of the community meetings and comments left on the district website.
2. Business Administrator Rob Smith shared information about the precinct changes that the county adopted as of January 1, 2018.

Meeting adjourned at 5:24 P.M.

MINUTES OF THE BOARD MEETING – January 9, 2018

Alpine School District's Board of Education met in a regularly scheduled board meeting on Tuesday, January 9, 2018 at 6:00 P.M. The meeting took place at the Alpine School District Office.

Board members present: President John C. Burton, Vice President JoDee C. Sundberg, S. Scott Carlson, Mark J. Clement, Sara M. Hacken, Wendy K. Hart and Paula H. Hill.

Also present: Superintendent Samuel Y. Jarman, Business Administrator Robert W. Smith, and members of the administrative staff. There were approximately 185 others in attendance.

Board President John Burton conducted the meeting.

PLEDGE OF ALLEGIANCE

Cabinet member Vicki Carter led the Pledge of Allegiance.

REVERENCE

Stacey Bateman offered the reverence.

RECOGNITIONS

For the second year in a row, Northridge received the National PTA School of Excellence award. Accepting the award on behalf of their PTA was Amy Fox, Emily Nuttal, April Wood, and Principal Jason Theler.

Thunder Ridge Elementary students, Charles "Sale" Fano and Thomas Thiriot, were recognized for taking second place in the elementary division of the state's Stock Market Game. They will be honored at a banquet sponsored by the Department of Securities and the SIMFA Foundation.

COMMUNITY COMMENTS

Patrea Marolf represented 100 parents from the Ivory Ridge and Eagle Ridge neighborhoods. She spoke in favor of not changing the Eaglecrest Elementary boundaries. Ms. Marolf said many families chose to move within walking distance of Eaglecrest. If the students are moved to Fox Hollow Elementary, they would still be required to walk because they would not qualify for bussing. On behalf of working moms and single parents, she asked the board to consider the stress it would cause for parents to send their children to a school farther away.

Kristine Athay represented the Brookside subdivision, located on the edge of the Eaglecrest boundaries. She said the school is large, but has good teachers and an incredible PTA network. Mrs. Athay said they do not want to lose a great school and do not want their children to be isolated. Currently, approximately 90 students are bussed to Eaglecrest, and an additional bus would be needed to take students across SR-92 to the new school.

Darren Reid asked the board to keep the Ivory Ridge neighborhood in the Eaglecrest boundaries. Fox Hollow is farther away from Ivory Ridge than Eaglecrest and moving the students would undermine the community and create traffic concerns. Mr. Reid asked the board to allow Fox Hollow to continue its growth with the Parkside home development, and allow Eaglecrest to decrease organically as the principal has the option to deny out of area requests.

Cheryl Felt represented the families in the Eagle Ridge neighborhood. She agreed with the comments from the other patrons regarding keeping the Eaglecrest boundaries the same. Mrs. Felt thanked the boundary committee and is grateful for the opportunity to serve on it. She requested that the board allow the children to stay at the school they started, and stated that the number of students attending outside the boundary would equal the numbers being moved in the proposed changes.

Lindsay Storrs represented 70 families from the Woodhaven Community in Traverse Mountain who support plan A for the north Lehi Elementary and keeping the Eaglecrest boundaries the same. She said that 85% of the Woodhaven neighborhood students walk to school, and they are the only neighborhood that does not need a crossing guard or have to cross a major intersection. Because the neighborhood is built on a steep hill, Mrs. Storrs reported that Derek Farnes from ASD's transportation office said there is not a safe place to put a bus stop. Consequently, a quarter of the students would walk farther to a bus stop than they currently do to Traverse Mountain Elementary.

Josh Dobbin spoke in favor of not changing the boundaries, stating there is no need for the schools to have equal numbers. Mr. Dobbin read a letter from a patron who is frustrated with the decision-making process. The letter stated that involving the community in the boundary decisions pits people against each other and burdens the community.

Bonnie Weidemann represented one hundred people in the Traverse Mountain area. She said that no matter what the board decides, it will work out and children will be happy. Mrs. Weideman said her family moved to Traverse Mountain from Washington D.C. and is happy to be in the school district. She spoke in favor of option B because of the safe route to the school, and it keeps everyone off of SR-92.

Britney Ericksen echoed Darren Reid's comments and asked for those who are out of area attending Eaglecrest to still be able to do so.

Farrah Hudson commented on the importance of not changing the Eaglecrest boundaries. She said if the boundaries change, Eaglecrest will see a decrease in funding, teachers and staff.

Emily Jarvie agreed with what has been said in regards to the Eaglecrest boundaries. She thanked Mr. Becker for managing a large school and making it work so well.

Audrey Barton is from the Saratoga Springs and Eagle Mountain areas. She requested that during planning discussions for housing more students, the board look at every part of the students' education. We have great teachers who are short on resources to help students with their mental and emotional needs. Parents and students need to know the other resources that are available.

Amy Mills spoke as an advocate for the out of area students attending Eaglecrest. Currently her home is two blocks from Eaglecrest, but is in the Fox Hollow boundary which is farther away. She asked the board to keep the boundaries open and allow Principal Becker to approve out of area students.

Kevin Allen spoke in favor of leaving Eaglecrest boundaries as they are and to not include them in the new school.

MINUTES

John Burton recommended the approval of the December board meeting minutes. **Mark Clement made the motion to approve the minutes, Sara Hacken seconded it, and the motion passed unanimously.**

CLAIMS

Check numbers 00094385 through and including 00099356 totaling \$13,701,475.45 were presented for the board's acceptance. Superintendent Jarman recommended the board's acceptance of the claims for December. **Paula Hill made the motion to accept the claims as presented, Wendy Hart seconded it, and the motion passed unanimously.**

ROUTINE BUSINESS ITEMS

1. Monthly Budget Report

The latest budget report was included for the board's review.

2. Personnel Reports

Personnel Actions – Certified

Certified Employees – New Hires

<u>Employee</u>	<u>Assignment</u>	<u>Location</u>	<u>Date</u>
Carlson, Terrance	Science	JH- Vista Heights	1/3/18
Erickson, Kami	Grade 3	E- Grovecrest	1/3/18
Gunnell, Camille	Special Education	SH- ATEC	1/3/18
Bowman, Tanner	CTE-Computer Science	SH- American Fork	1/3/18
Van de Merwe, Chelsey	Math	SH- Mountain View	1/3/18
Watt, Michelle Mary	Special Education	E- Sage Hills	1/3/18

Certified Employees – Interns

<u>Employee</u>	<u>Assignment</u>	<u>Location</u>	<u>Date</u>
Strong, Jeremy	Math	SH- Skyridge	1/3/17

Certified Employees –Alternative Route to Licensure (ARL)

<u>Employee</u>	<u>Assignment</u>	<u>Location</u>	<u>Date</u>
Whitney, Brock	SPED – Life Skills	SH- Skyridge	12/11/17

Certified Employees –Resignations

<u>Employee</u>	<u>Assignment</u>	<u>Location</u>	<u>Date</u>
Van Dam, Nathan	Japanese	SH-Lone Peak	12/20/17
Yocom, Gayle Lynne	CTE Computer Programming	SH-American Fork	12/20/17
Elliott, Melynn	Math	SH-Skyridge	12/20/17

3. Personnel Actions- Classified

Classified - New Employment

<u>Employee</u>	<u>Assignment</u>	<u>Location</u>	<u>Date</u>
Naylor, Ryan	Head Custodian Elem.	E - Snow Springs	12/17/17

4. Alpine Foundation Report

The latest Alpine Foundation report was included for the board's review.

5. Student Releases - (EB, DB, DD, AE, KG, MO, AO, AP, CT, KT, TW, SW)

The Board received background information relative to the release of these students.

Superintendent Jarman recommended the approval of the routine business.

Wendy Hart made the motion to approve the routine business contingent upon obtaining a principal's signature for the single student release where it is lacking. JoDee Sundberg seconded it and the motion passed unanimously.

ACTION ITEM

1. Student Trip Requests

Superintendent Jarman recommended the approval of the student trip requests for Lehi, Lone Peak, Pleasant Grove, and Westlake high schools. **Scott Carlson made the motion to approve the student trip requests and JoDee Sundberg seconded it.** There was discussion about the Lehi

softball tournament request that has not had a parent vote, because they are waiting for the team to be selected. The current policy states there must be 80% parent approval before it goes to the school board. Tournaments require an early commitment, often before the team has been selected. In the past, the board has approved these trips pending parent approval once the teams are formed. It was recommended that moving forward, if the team has not yet been created and they need to commit to a tournament, the parents of the previous team can vote, to get the necessary approval prior to sending the request to the board. **Scott amended his motion to approve all of the trip requests with the exception of the Lehi softball tournament. JoDee seconded the amended motion and it passed unanimously.**

DISCUSSION ITEM

1. Proposed Boundary Change

Assistant Superintendent Dr. John Patten reviewed the five proposed boundary changes:

- The new elementary in Eagle Mountain
- The new elementary in North Lehi
- The new high school in Eagle Mountain
- The new middle school in Saratoga Springs
- The boundary realignment for Vineyard Elementary

He shared the input and recommendations based on the committee's feedback, and comments received on the district website. Board members asked clarifying questions and expressed appreciation for the involvement of patrons in the process.

DISCUSSION/ACTION ITEM

1. Resolution 2018-001 – Consider Adoption of a Resolution Providing for the Creation and Organization of a Local Building Authority of the Alpine School District

Business Administrator Rob Smith explained the purpose of creating a Local Building Authority (LBA) and how it can be used as a tool to expedite the process of addressing needs throughout the district. He clarified that the LBA would not replace the need to bond for district growth. The Board of Education, as the Board of Trustees of the LBA, would make the decisions on its use. Preston Kirk from George K. Baum & Company was in attendance to answer questions from board members about the articles of incorporation and bylaws of the Local Building Authority. The following recommendations were made by the board to update the LBA Bylaws and Resolution:

- Paragraph 2.5 on page 2, to reflect that four board members constitutes a quorum.
- Strike the last sentence of paragraph 3.2 on page 3.
- Correct the address on the resolution to state Alpine School District Office, not Orem Junior High.

President John Burton entertained a motion to approve Resolution 2018-001 to consider adoption of a resolution providing for the creation and organization of a Local Building Authority of the Alpine School District, Utah, and the forms of articles of incorporation and bylaws relating thereto as amended. Authorizing appropriate officers of the board to take all necessary actions and connections therewith and providing for related matter.

JoDee Sundberg made the motion and Mark Clement seconded it. The motion passed unanimously.

On motion by Paula Hill and seconded by JoDee Sundberg, the board adjourned to the Local Building Authority meeting at 8:15 P.M.

The Alpine School District's Board of Education reconvened the board meeting on Tuesday, January 9, 2018 at 8:20 P.M.

REPORT

1. Membership Report

Superintendent Jarman reviewed the December 2017 membership report.

Board Members' and Superintendent Reports

Board members reviewed the sessions they attended at the Utah School Board Association (USBA) Conference in Salt Lake City, January 4–6. President John Burton noted that the Alpine School District Board of Education earned the Master Boards Award by the USBA for accomplishments both collectively and individually.

Wendy Hart reported that the state board has received a request from the state health department to gather school information for students who have passed away due to suicide. She encouraged the board to take a position against the request. Currently, the statute allows that information to come from families.

ADJOURNMENT

On motion by Scott Carlson and seconded by JoDee Sundberg, the meeting adjourned at 8:40 P.M.

MINUTES OF BOARD PROFESSIONAL DEVELOPMENT TRAINING – January 23, 2018

Alpine School District's Board of Education met in a professional development training on Tuesday, January 23, 2018, at 8:00 A.M. in the boardroom at Mountainland Technology College (MTECH).

Board members present: President John C. Burton, Vice President JoDee C. Sundberg, S. Scott Carlson, Mark J. Clement, Sara M. Hacken, Wendy K. Hart, and Paula H. Hill.

Also present: Superintendent Samuel Y. Jarman, Assistant Superintendent Dr. John Patten, Business Administrator Robert W. Smith, and members of the administrative staff. There was one other in attendance.

1. The board reviewed their 2017 goals, and how they were and are continuing to be achieved. Assistant Superintendent Dr. John Patten facilitated a discussion with the board about their goals for 2018, which include attracting, hiring and retaining the best and brightest teachers, and focusing on a comprehensive curriculum. The discussion will continue in an upcoming board study session.
2. Administrator of Educational Services Dr. Garrick Peterson, Director of Innovative Learning Dr. Darren Draper, and Director of Technology Blaine Edman presented on the digital literacy and computer science curriculum in ASD. The goal is to prepare students for 21st century learning, and to give them the skills to function well in whatever field they choose. There was discussion about the Vision for Learning and the professional development plan to support teachers.
3. Foundation Director Tim Eisenhart shared the history and purpose of the Alpine School District Foundation. He addressed questions from the board regarding the process for classroom donations, business support, fund raising for Clear Creek renovations, and other projects. A meeting will be scheduled for the ASD Board of Education and the foundation board to further discuss the Clear Creek rebuild.
4. The board reviewed the process for school closures and consolidation. There was discussion about the learning process of closing Hillcrest and consolidating with Scera Park Elementary. Ultimately, the goal is to have safe learning environments, provide the best educational opportunities for students, and show fiscal responsibility.

The board professional development training adjourned at 3:55 P.M.

MINUTES OF THE BOARD MEETING – January 23, 2018

Alpine School District's Board of Education met in a regularly scheduled board meeting on Tuesday, January 23, 2018 at 6:00 P.M. in the auditorium at Pleasant Grove High School.

Board members present: President John C. Burton, Vice President JoDee C. Sundberg, S. Scott Carlson, Mark J. Clement, Sara M. Hacken, Wendy K. Hart, and Paula H. Hill.

Also present: Superintendent Samuel Y. Jarman, Business Administrator Robert W. Smith, and members of the administrative staff. There were approximately 132 others in attendance.

Board Member Mark Clement conducted the meeting.

PLEDGE OF ALLEGIANCE

Scout Troop 24 led the Pledge of Allegiance.

REVERENCE

Debbie Hong offered the reverence.

JoDee Sundberg made a motion to amend the meeting agenda and move the LBA meeting to after the action items. Wendy Hart seconded. The motion passed unanimously.

ALPINE FOUNDATION RECOGNITIONS

McKay Pearson, Alpine Foundation Board Member, presented the “You Make A Difference” award to the following individuals from Pleasant Grove High School:

Volunteers

- Debbie Hong
- Amy Lundell

Support Staff

- Linda Duncombe
- Lisa Young

Teachers

- Ken Ayers
- Mark Morrison

STUDENT RECOGNITIONS

The following Pleasant Grove High School students were recognized for their excellence:

- Belle Diamond
- Noelle Wiley
- Will Tribe
- Jacob Johnson
- Sevin Park

PRINCIPAL, PTA, AND SCHOOL COMMUNITY COUNCIL REPORTS

Principal Dr. Steve Stewart thanked the board of education for allowing him to be a part of the district for 32 years. The passion and dedication of the teachers and students at Pleasant Grove High make a great school. Dr. Stewart said the school has hugely successful programs, a dedicated community and a faculty and staff who relish in the students’ success. Among its many successes, Pleasant Grove has a 93% graduation rate. As a part of Dr. Stewart’s report, the drama department performed a song from their school play, *Into The Woods*.

PTSA President Sandy Call reported that they encourage student and parent involvement in Pleasant Grove High School’s PTSA organization. The student representative attends the monthly meetings and gives input about student needs. The goal is to advocate on behalf of the students. The PTSA also provides a way for parents to get involved with students. They also support staff, teachers and

administrators with the things they need. She said they have the best students, teachers and administrators at PGHS.

SCC Chair Cristie Wood reported on the amazing things the PGHS school community council is doing. They are using allocations to create a school improvement plan that benefits the academic needs of the students. Every dollar of the Trust Land funds goes to enhancing the education experience of students. They also fund an intervention team and advocates that help students that are at risk to graduate.

COMMUNITY COMMENTS

Whitney Taylor spoke about the Fox Hollow Elementary boundary options. She said that most parents are supportive of any plan that reduces the enrollment numbers at the school.

Rachel Connett is the parent of two students at Fox Hollow. She said that parents are hoping that the enrollment numbers will decrease with the opening of the new school, and is supportive of any plan that will make this happen.

Christine Hutchings lives in Fox Hollow boundaries and thanked the board for their efforts. She hopes they can establish a boundary decision based on fact, not emotion and convenience. She asked the board to make a decision based on what is best for the whole, allowing for students to reach their potential.

Jana Porter has been a resident of Pleasant Grove for nine years, and has six children who are students in the district. She thanked the board for the new additions, football fields, etc. Mrs. Porter said Pleasant Grove is a patient community, but has a lot of needs at the high school that should be addressed. There is only one science class with a lab for 2,200 students. They also need a larger auditorium that would allow for all the students to meet together. At Pleasant Grove Junior High, the boys gym has safety issues and there is not enough bleacher space. She asked the board not to forget the community as they look forward to future bonds.

ACTION ITEM

1. Student Trip Requests (LPHS, PGHS, THS)

Superintendent Jarman recommended the approval of the student trip requests. John Burton made the motion and Scott Carlson seconded it. Secondary Supervisor Rhonda Bromley addressed questions from the board about the Pleasant Grove High request, because it required an exception for travel to Hawaii. Board members were supportive of the exception because of the uniqueness of the team, and the national attention they are receiving. **The board voted and the motion passed unanimously.**

2. Proposed Boundary Changes

Superintendent Jarman recommended the approval of the proposed boundary changes for:

- **The new high school in Eagle Mountain.**
- **The new elementary school in Eagle Mountain**
- **The new elementary school in north Lehi – option C**
- **The boundary realignment for Vineyard Elementary**
- **The new middle school in Saratoga Springs**

Scott Carlson made the motion and Paula seconded it. Assistant Superintendent Dr. John Patten addressed questions from the board. The board voted, and the motion passed unanimously.

3. Resolution 2018-002 – Consider Adoption of a Resolution Authorizing the Issuance of Lease Revenue Bonds by the Local Building Authority of the District.

Mark Clement made the motion to approve Resolution 2018-002 to consider the adoption of a resolution authorizing the issuance of lease revenue bonds by the Local Building Authority of the District. JoDee Sundberg made the motion, Sara Hacken seconded it, and the motion passed unanimously.

President John Burton entertained a motion to adjourn to the Local Building Authority Meeting. **On motion by Scott Carlson and seconded by JoDee Sundberg, the motion passed unanimously at 7:09 P.M.**

The Alpine School District's Board of Education reconvened the board meeting on Tuesday, January 23, 2018 at 7:16 P.M.

BOARD MEMBER COMMITTEE REPORTS

JoDee Sundberg commented about the reports she received regarding the Utah High School Athletic Association (UHSA) realignments. Superintendent Jarman will get more information at his upcoming meeting.

Rob Smith reported that the legislative web page has been uploaded on the district's website.

Wendy Hart reported on the Data Privacy Committee.

ADJOURNMENT

On motion by Scott Carlson, and seconded by John Burton, the meeting adjourned into closed session at 7:30 P.M.

MINUTES OF THE CLOSED SESSION – January 23, 2018

The Board of Education of the Alpine School District met in a closed session on Tuesday, January 23, 2018 at 7:42 P.M. in the conference room at Pleasant Grove High School.

Board members present: President John C. Burton, Vice President JoDee C. Sundberg, S. Scott Carlson, Mark J. Clement, Sara M. Hacken, Wendy K. Hart, and Paula H. Hill.

Also present: Superintendent Samuel Y. Jarman, Business Administrator Robert W. Smith, and Assistant Superintendent Dr. John Patten.

The purpose of the closed session was to discuss personnel, property, litigation and collective bargaining.

ADJOURNMENT

On motion by Wendy Hart, seconded by JoDee Sundberg, the meeting adjourned at 8:06 P.M.

A/P Summary Check Register

FPREG01A

Bank	Check No	Amount	Date	Vendor	Type
51	00091582	-139.39	01/02/18	493 TECHNAGLASS, INC	CV
51	00094608	-275.00	01/17/18	1003 MOTHER MCAULEY HIGH SCHOOL	CV
51	00096293	-98.66	01/05/18	999704 Katy Carroll	CV
51	00096379	-98.66	01/02/18	999704 Katy Carroll	CV
51	00097416	-70.00	01/02/18	70175 READING RECOVERY COUNCIL	CV
51	00098104	-12.49	01/02/18	3463 O'REILLY AUTO PARTS	CV
51	00098614	-500.00	01/03/18	3035 SOUTHERN UTAH UNIVERSITY	CV
51	00098959	-240.00	01/09/18	1426 IMAGING CONCEPTS, LLC	CV
51	00099016	-211.00	01/16/18	92170 VALCOM	CV
51	00099090	-2,063.75	01/18/18	4349 PROCARE THERAPY INC	CV
51	00099341	-1,787.50	01/18/18	4349 PROCARE THERAPY INC	CV
51	00099357	54,744.00	01/04/18	82500 SYSCO INTERMOUNTAIN FOOD SERV	C
51	00099358	2,098.00	01/04/18	82500 SYSCO INTERMOUNTAIN FOOD SERV	C
51	00099359	1,079.10	01/04/18	30280 EDUTEK CORPORATION	C
51	00099360	164.16	01/04/18	19768 CODALE ELECTRIC SUPPLY INC	C
51	00099361	88.62	01/04/18	24599 DAINES COTTON SHOP	C
51	00099362	232.20	01/04/18	25571 DGS EDUCATIONAL PRODUCTS	C
51	00099363	4,618.08	01/04/18	37150 GREAT BASIN EDUCATIONAL SERVICES CORP	C
51	00099364	2,997.45	01/04/18	41441 HYLON-KOBURN CHEMICALS INC	C
51	00099365	2,334.48	01/04/18	69150 PYRAMID SCHOOL PRODUCTS	C
51	00099366	160.00	01/04/18	82155 SUNSTONE POTTERY	C
51	00099367	400.00	01/04/18	57687 NATIONAL BENEFIT SERVICE TSA - 403(B)	C
51	00099368	188.00	01/04/18	999996 ERIC LOFTIN	C
51	00099369	7,776.99	01/04/18	91201 UTAH RETIREMENT SYSTEMS	C
51	00099370	23.87	01/04/18	22209 CONTRACTORS HEATING & COOLING SUPPLY	C
51	00099371	236.53	01/04/18	30601 ELECTRICAL WHOLESALE SUPPLY	C
51	00099372	4,579.00	01/04/18	54848 MODERN HEATING & SHEET METAL	C
51	00099373	631.93	01/04/18	56723 MOUNTAINLAND SUPPLY COMPANY	C
51	00099374	7,181.00	01/04/18	64 PARRISH CONSTRUCTION COMPANY, INC	C
51	00099375	241.00	01/04/18	71045 MOUNTAIN STAINLESS	C
51	00099376	180.00	01/04/18	3117 AMERICAN AIR FILTER CO INC	C
51	00099377	1,060.00	01/04/18	4671 AMERICAN CHILLER MECHANICAL	C
51	00099378	116.04	01/04/18	18217 BELL JANITORIAL SUPPLY,LC	C
51	00099379	162.50	01/04/18	11282 BISCO	C
51	00099380	558.49	01/04/18	12601 BRADY INDUSTRIES INC	C
51	00099381	443.98	01/04/18	17593 CHEMSEARCH	C
51	00099382	763.84	01/04/18	19768 CODALE ELECTRIC SUPPLY INC	C
51	00099383	393.74	01/04/18	22209 CONTRACTORS HEATING & COOLING SUPPLY	C
51	00099384	52.00	01/04/18	27921 DCD TRANSFER	C
51	00099385	60.00	01/04/18	76589 DUFF SHELLEY CYCLE & MOWER, INC	C
51	00099386	66.09	01/04/18	30601 ELECTRICAL WHOLESALE SUPPLY	C
51	00099387	1,717.16	01/04/18	33209 FERGUSON ENTERPRISES INC #1001	C
51	00099388	242.45	01/04/18	34653 GAME TIME C/O GREAT WESTERN	C
51	00099389	535.79	01/04/18	36895 GRAINGER	C
51	00099390	1,724.79	01/04/18	37221 GREAT WESTERN SUPPLY, INC	C
51	00099391	199.80	01/04/18	39770 HENSLEY BATTERY & ELECTRONICS	C
51	00099392	36.61	01/04/18	41246 HUMPHRIES INC	C
51	00099393	3,510.00	01/04/18	4402 INTERMOUNTAIN CODE LLC	C
51	00099394	24.99	01/04/18	43069 INTERMOUNTAIN FARMERS	C
51	00099395	379.00	01/04/18	43839 INTERWEST SAFETY SUPPLY INC	C
51	00099396	520.52	01/04/18	43950 JACK'S TIRE & OIL	C
51	00099397	2,321.39	01/04/18	44725 JOHNSTONE SUPPLY	C
51	00099398	309.32	01/04/18	61203 LES OLSON CO	C
51	00099399	891.36	01/04/18	51194 MARK'S PLUMBING PARTS	C
51	00099400	1,918.80	01/04/18	56640 MOUNTAIN WEST CHEMICAL	C

A/P Summary Check Register

FPREG01A

Bank	Check No	Amount	Date	Vendor	Type
51	00099401	397.84	01/04/18	56723 MOUNTAINLAND SUPPLY COMPANY	C
51	00099402	341.68	01/04/18	64739 PETERSON PLUMBING SUPPLY	C
51	00099403	431.75	01/04/18	66885 POWER ENGINEERING CO INC	C
51	00099404	260.23	01/04/18	62382 PPG PORTER PAINT	C
51	00099405	325.00	01/04/18	67504 PRESSURE WORKS INC	C
51	00099406	1,328.50	01/04/18	71093 REFRIGERATION SUPPLIES DISTRIBUTOR	C
51	00099407	50.00	01/04/18	72260 ROCKY MOUNTAIN TURF	C
51	00099408	976.90	01/04/18	1457 RPM AUTO PARTS, INC	C
51	00099409	683.50	01/04/18	76870 SIERRA FOREST PRODUCTS	C
51	00099410	2,925.20	01/04/18	80289 STATE FIRE SALES & SERVICE	C
51	00099411	2,728.58	01/04/18	4062 STEVENS ELECTRIC MOTOR SHOP INC	C
51	00099412	45.05	01/04/18	37277 STOTZ EQUIPMENT	C
51	00099413	242.75	01/04/18	82075 SUNRISE ENVIRONMENTAL SCIENTIC	C
51	00099414	159.00	01/04/18	82901 TANNER'S RADIATOR AND A/C	C
51	00099415	156.00	01/04/18	89090 UNIVERSAL STUMP GRINDERS LLC	C
51	00099416	349.60	01/04/18	78169 UTAH LANDSCAPING ROCK, LLC	C
51	00099417	319.00	01/04/18	791 VALLEY GLASS COMPANY	C
51	00099418	130.03	01/04/18	94680 WAXIE SANITARY SUPPLY	C
51	00099419	10,900.00	01/04/18	2765 ALL PHASE ELECTRICAL, INC	C
51	00099420	16,534.00	01/04/18	3889 CR LIGHTING & ELECTRIC, INC	C
51	00099421	18,105.00	01/04/18	37151 GREAT BASIN ENGINEERING, INC	C
51	00099422	1,029.60	01/04/18	40695 HON CO	C
51	00099423	494.81	01/04/18	43249 INTERMOUNTAIN LOCK& SECURITY SUPPLY	C
51	00099424	713,442.27	01/04/18	45565 KENDRICK BROS ROOFING INC	C
51	00099425	25,509.51	01/04/18	59120 NAYLOR WENTWORTH LUND ARCHITECTS, P.C.	C
51	00099426	3,680.00	01/04/18	61192 OLSEN & PETERSON CONSULTING ENGINEERS, I	C
51	00099427	36,093.00	01/04/18	1252 STONE SECURITY	C
51	00099428	2,797.74	01/04/18	86665 TRULITE	C
51	00099429	250.00	01/04/18	4284 INSPIRE HIGHER LLC	C
51	00099430	32.60	01/04/18	34304 FUELMAN STATE OF UTAH GASCARD	C
51	00099431	150.00	01/04/18	310 TREASURE TOWER REWARDS	C
51	00099432	300.00	01/04/18	2035 DISCOVERY SPACE CENTER	C
51	00099432	-300.00	01/22/18	2035 DISCOVERY SPACE CENTER	CV
51	00099433	36.81	01/04/18	999996 ANDREW E ASAY	C
51	00099434	71.16	01/04/18	999996 ANGIE HALE	C
51	00099435	50.83	01/04/18	999996 BARBARA K FRANCOM	C
51	00099436	83.46	01/04/18	999996 BETSY HELLEWELL	C
51	00099437	92.56	01/04/18	999996 CALLIE JOHNSON	C
51	00099438	65.91	01/04/18	999996 CARMEN STEVENS	C
51	00099439	21.99	01/04/18	999996 CARRIE WINKLER	C
51	00099440	136.43	01/04/18	999996 CASSIDY KNECHT JOHNSON	C
51	00099441	289.27	01/04/18	999996 CHAD WIET	C
51	00099442	132.68	01/04/18	999996 CHELSEA BLACK	C
51	00099443	19.74	01/04/18	999996 CHERIE BURTON	C
51	00099444	93.09	01/04/18	999996 CHRIS MELVILLE	C
51	00099445	130.54	01/04/18	999996 CHRISTOPHER CHRISTENSEN	C
51	00099446	541.42	01/04/18	999996 CLARISSA GREAVES	C
51	00099447	404.47	01/04/18	999996 DANIELLE PLESTER	C
51	00099448	47.78	01/04/18	999996 DAVID DAYMONT	C
51	00099449	140.71	01/04/18	999996 DAVID TURNER	C
51	00099450	95.93	01/04/18	999996 DEREK FARNES	C
51	00099451	84.00	01/04/18	999996 DONNA NEIBAUR	C
51	00099452	36.75	01/04/18	999996 ELIZABETH SWENSEN	C
51	00099452	-36.75	01/30/18	999996 ELIZABETH SWENSEN	CV
51	00099453	369.15	01/04/18	999996 ELIZABETH WILSON	C

A/P Summary Check Register

FPREG01A

Bank	Check No	Amount	Date	Vendor	Type
51	00099454	195.28	01/04/18	999996 GARRETT LARSEN	C
51	00099455	45.58	01/04/18	999996 HAILEY SAUNDERS	C
51	00099456	328.17	01/04/18	999996 JANALENE HOULE	C
51	00099457	164.78	01/04/18	999996 JASON THELER	C
51	00099458	62.60	01/04/18	999996 JEANENE TURNER	C
51	00099459	169.06	01/04/18	999996 JERI MERKLEY	C
51	00099460	234.33	01/04/18	999996 JESS CARTER	C
51	00099461	68.32	01/04/18	999996 JESSE SHERIDAN	C
51	00099462	149.80	01/04/18	999996 JIM MOON	C
51	00099463	151.94	01/04/18	999996 JOLYNNE GORDON	C
51	00099464	212.66	01/04/18	999996 JULEE GROW	C
51	00099465	92.02	01/04/18	999996 KATHY VERNON	C
51	00099466	296.93	01/04/18	999996 KEN HIGGINS	C
51	00099467	320.36	01/04/18	999996 KERRI LEE HUNDLEY	C
51	00099468	49.76	01/04/18	999996 KRISTI WEBSTER	C
51	00099469	228.50	01/04/18	999996 LALANYA SHERWOOD	C
51	00099470	55.96	01/04/18	999996 LAURALEE NEBEKER	C
51	00099471	86.67	01/04/18	999996 LESLIE TURNER	C
51	00099472	150.34	01/04/18	999996 LINDA WARD	C
51	00099473	37.99	01/04/18	999996 LISA HAYES	C
51	00099474	72.33	01/04/18	999996 MARIE CUMMINGS	C
51	00099475	223.63	01/04/18	999996 MARK WHITAKER	C
51	00099476	92.02	01/04/18	999996 MEGAN NAVARRO	C
51	00099477	308.16	01/04/18	999996 MIKE LAHARGOUE	C
51	00099478	25.15	01/04/18	999996 MONICA CHAMBERLAIN	C
51	00099479	113.96	01/04/18	999996 NANCY MCPOLIN	C
51	00099480	34.24	01/04/18	999996 NOEMI OLSEN	C
51	00099481	21.88	01/04/18	999996 OLWEN MING-JEWSON	C
51	00099482	321.96	01/04/18	999996 PEGGY RHOADES	C
51	00099483	21.88	01/04/18	999996 RANAE OGDEN	C
51	00099484	60.46	01/04/18	999996 ROBIN STRONG	C
51	00099485	21.40	01/04/18	999996 RYAN NAYLOR	C
51	00099486	102.29	01/04/18	999996 SALLY SALMANS	C
51	00099487	41.73	01/04/18	999996 SANDRA GROW	C
51	00099488	472.94	01/04/18	999996 SHANE FARNSWORTH	C
51	00099489	160.50	01/04/18	999996 SHELLIE HESS	C
51	00099490	102.19	01/04/18	999996 SYLVIA JENSON	C
51	00099491	543.56	01/04/18	999996 TIM THOMPSON	C
51	00099492	147.13	01/04/18	999996 TIM ZITO	C
51	00099493	339.46	01/04/18	999996 VILAYPHONE CUELLAR	C
51	00099494	20.36	01/04/18	999996 ALENE WEAKLEY	C
51	00099495	341.16	01/04/18	999996 ALLISON CARTER	C
51	00099496	741.18	01/04/18	999996 AMY MCNEILL	C
51	00099497	39.80	01/04/18	999996 CAMIE HOWLETT	C
51	00099498	67.68	01/04/18	999996 DANIEL TAUALII	C
51	00099499	28.00	01/04/18	999996 DANIELLE WESTRA	C
51	00099500	35.78	01/04/18	999996 DOUG WYATT	C
51	00099501	29.11	01/04/18	999996 EMILY MATTINSON	C
51	00099502	51.67	01/04/18	999996 JOANNA OWENS	C
51	00099503	30.81	01/04/18	999996 JULIE GURR	C
51	00099504	480.50	01/04/18	999996 JUSTIN KEETCH	C
51	00099505	35.82	01/04/18	999996 LISA SCHAFER	C
51	00099506	37.97	01/04/18	999996 PATRICK MOSBACKER	C
51	00099507	37.35	01/04/18	999996 TRENT NELSON	C
51	00099508	734.09	01/04/18	3080 REPUBLIC SERVICES	C

A/P Summary Check Register

FPREG01A

Bank	Check No	Amount	Date	Vendor	Type
51	00099509	84,973.19	01/04/18	69322 DOMINION ENERGY	C
51	00099510	9,715.20	01/04/18	40193 HIGHLAND CITY	C
51	00099511	525.90	01/04/18	60359 NORTH EASTERN SERVICES	C
51	00099512	605.53	01/04/18	61689 OREM CITY CORP UTILITIES	C
51	00099513	259,396.64	01/04/18	91081 ROCKY MOUNTAIN POWER	C
51	00099514	84.73	01/04/18	82520 T MOBILE OFFICE	C
51	00099515	50.00	01/04/18	16250 TOWN OF CEDAR FORT	C
51	00099516	2,300.00	01/04/18	28205 DYNARAMA C/O US BANK N.A.	C
51	00099517	1,417.20	01/04/18	30280 EDUTEK CORPORATION	C
51	00099518	367.89	01/04/18	56415 MT STATE SCHOOLBOOK DEPOSITORY	C
51	00099519	2,582.14	01/04/18	85997 TOUCHBOARDS	C
51	00099520	4,101.04	01/04/18	92170 VALCOM	C
51	00099521	38,500.00	01/04/18	43042 INFINITY TOURS AND EVENTS	C
51	00099522	9.61	01/04/18	999996 ALEXANDRA GOWDY	C
51	00099523	13.00	01/04/18	999996 EMILY MATTINSON	C
51	00099524	74.38	01/04/18	999996 HALEIGH GARCIA	C
51	00099525	24.57	01/04/18	999996 JULI ANDES	C
51	00099526	258.00	01/04/18	999996 MARY ANN NUTTALL	C
51	00099527	258.00	01/04/18	999996 SUSAN WINTERS	C
51	00099528	113,241.22	01/04/18	45460 KELLY SERVICES INC.	C
51	00099529	9,450.00	01/04/18	1556 ADVENTURES AMERICA	C
51	00099530	192.40	01/04/18	20095 COLONIAL FLAG	C
51	00099531	9,000.00	01/04/18	28205 DYNARAMA C/O US BANK N.A.	C
51	00099532	200.00	01/04/18	2339 NED R JACKSON	C
51	00099533	250.00	01/04/18	79020 SOUNDWAVES MOBILE DANCE	C
51	00099534	225.00	01/04/18	693 UTAH PHOTOBOOTH GUYS	C
51	00099535	88.30	01/04/18	999996 CRAIG TEDESCO	C
51	00099536	30.45	01/04/18	999996 JENNIFER BENCH	C
51	00099537	25.05	01/04/18	999996 NICOLE RHOADES	C
51	00099538	11,120.00	01/04/18	1778 72 SPORTS LLC	C
51	00099539	345.83	01/04/18	947 ADORAMA	C
51	00099540	127,926.24	01/04/18	4406 EAGLE MOUNTAIN ENGINEERING DIVISION	C
51	00099541	60.00	01/04/18	82053 JODEE SUNDBERG	C
51	00099542	60.00	01/04/18	14297 JOHN C BURTON	C
51	00099543	11,925.00	01/04/18	47340 LEI CONSULTING ENGINEER SURVEYORS, INC	C
51	00099544	60.00	01/04/18	19198 MARK CLEMENT	C
51	00099545	60.00	01/04/18	40229 PAULA HILL	C
51	00099546	185.00	01/04/18	78175 ROBERT W SMITH	C
51	00099547	185.00	01/04/18	43991 SAM JARMAN	C
51	00099548	60.00	01/04/18	37978 SARA HACKEN	C
51	00099549	60.00	01/04/18	15412 SCOTT CARLSON	C
51	00099550	362.96	01/04/18	87310 STILLWATER ACADEMY, LLC	C
51	00099551	139.39	01/04/18	493 TECHNAGLASS, INC	C
51	00099552	229.11	01/04/18	90880 UTAH INTERLOCAL EDUCATIONAL BENEFITS TRU	C
51	00099553	13,954.55	01/04/18	87466 UTAH SCHOOL BOARDS ASSO.	C
51	00099554	500.00	01/04/18	91580 UTAH STATE RISK MANAGEMENT	C
51	00099555	893,803.19	01/04/18	91600 UTAH STATE TAX COMMISSION	C
51	00099556	654,152.11	01/04/18	1810 VALIC	C
51	00099557	1,616.55	01/04/18	28225 EAGLE FLIGHT BUSINESS FORMS	C
51	00099558	43.15	01/04/18	999494 Angie Lantz	C
51	00099559	81.03	01/04/18	999494 Angie Lantz	C
51	00099560	79.13	01/04/18	999494 Camille Pope	C
51	00099561	8.83	01/04/18	999494 Laura Baker	C
51	00099562	27.50	01/04/18	999494 Lorna Kujanpaa	C
51	00099563	49.13	01/04/18	999494 Moses Diarte	C

A/P Summary Check Register

FPREG01A

Bank	Check No	Amount	Date	Vendor	Type
51	00099564	46.42	01/04/18	999494 Rebecca Roberts	C
51	00099565	90.99	01/04/18	999494 Scott Hyatt	C
51	00099566	76.49	01/04/18	999494 Tiffany Snow	C
51	00099567	98.50	01/04/18	999411 BARNEY, MADYSON E	C
51	00099568	83.50	01/04/18	999411 PETERSON, KINSINGTON N N	C
51	00099569	164.17	01/04/18	999779 AAMODT, MORGAN	C
51	00099570	44.00	01/04/18	999779 CLARK, BRANDON K	C
51	00099571	31.00	01/04/18	999779 DAVIS, MATTHEW J	C
51	00099572	62.50	01/04/18	999779 HIRSCHI, RYLEE N	C
51	00099573	145.00	01/04/18	999779 OYLER, AVERY M	C
51	00099574	76.34	01/04/18	999779 PETERSEN, ABBEY J	C
51	00099575	39.04	01/04/18	999779 SALOMON, MICHAEL L	C
51	00099576	26.00	01/04/18	999779 WADDELL, HANNAH G	C
51	00099577	61.31	01/04/18	999789 BENNETT, DREW N	C
51	00099578	105.00	01/04/18	999789 BERGMANN, KELLY	C
51	00099579	16.50	01/04/18	999789 JOHNSON, ELIZABETH G	C
51	00099580	100.00	01/04/18	999789 PORTER, MATTHEW A	C
51	00099581	10.00	01/04/18	999789 PURZIANI, JOHN S	C
51	00099582	35.00	01/04/18	999789 ROHNER, DAXTON E	C
51	00099583	45.00	01/04/18	999789 RUBINO, LISA G	C
51	00099584	45.00	01/04/18	999789 TAYLOR, JESIKA N	C
51	00099585	27.50	01/04/18	999789 TILLMAN, GARRETT W	C
51	00099586	50.00	01/04/18	999789 VERMASON, ELDEN C	C
51	00099587	27,401.00	01/04/18	61697 OREM CITY CORPORATION	C
51	00099588	50.00	01/04/18	844 RICK HARDMAN	C
51	00099589	6,248.40	01/04/18	84000 TENNEY'S PIZZA	C
51	00099590	7,281.60	01/04/18	84000 TENNEY'S PIZZA	C
51	00099591	908.18	01/11/18	14089 BURBIDGE & WHITE LLC	C
51	00099592	300.00	01/11/18	4112 JIM RILEY ENGINEERING LC	C
51	00099593	2,000.00	01/11/18	57687 NATIONAL BENEFIT SERVICE TSA - 403(B)	C
51	00099594	478.40	01/11/18	60902 OAKGROVE SCHOOL	C
51	00099595	197,558.00	01/11/18	90409 UTAH COUNTY AUDITOR	C
51	00099596	962.63	01/11/18	90552 UTAH DEPT WORKFORCE SERVICES	C
51	00099597	20,343.36	01/11/18	91201 UTAH RETIREMENT SYSTEMS	C
51	00099598	4,487.97	01/11/18	95083 WEIDENHAMMER	C
51	00099599	50.00	01/11/18	999789 JACKSON, ASHLEY: PF	C
51	00099600	622.50	01/11/18	218 CHARISSA LITTLE	C
51	00099601	6,000.00	01/11/18	95083 WEIDENHAMMER	C
51	00099602	993.80	01/11/18	54244 MICHAELIS DESIGNS, LLC	C
51	00099603	90.00	01/11/18	9750 AMERICA'S BATTLE OF THE BOOKS	C
51	00099604	104.00	01/11/18	50 BIRRELL - PEPSI	C
51	00099605	1,912.10	01/11/18	400 CHARLESTON WRAP	C
51	00099606	29.52	01/11/18	82491 SWIRE COCA-COLA USA	C
51	00099607	9,432.62	01/11/18	23515 CREATIVE SIGNS & GRAPHICS	C
51	00099608	250.00	01/11/18	1539 BYU - PHYSICS DEPT	C
51	00099609	4,325.10	01/11/18	98770 WORLD'S FINEST CHOCOLATE, INC	C
51	00099610	50.00	01/11/18	4398 ROGER WISE	C
51	00099611	49.22	01/11/18	999996 ALLEN SMITHEE	C
51	00099612	264.29	01/11/18	999996 AMANDA TAYLOR	C
51	00099613	242.36	01/11/18	999996 AMY MORRIS	C
51	00099614	76.51	01/11/18	999996 ANGIE ROWLEY	C
51	00099615	276.60	01/11/18	999996 ANNA HARMON	C
51	00099616	420.88	01/11/18	999996 BARBARA MOE	C
51	00099617	497.56	01/11/18	999996 BLAINE EDMAN	C
51	00099618	73.83	01/11/18	999996 BRADEN KING	C

A/P Summary Check Register

FPREG01A

Bank	Check No	Amount	Date	Vendor	Type
51	00099619	163.18	01/11/18	999996 BRYAN BOOTHE	C
51	00099620	257.60	01/11/18	999996 CAROLYN MERRILL	C
51	00099621	105.13	01/11/18	999996 CAROLYN WATERS	C
51	00099622	138.57	01/11/18	999996 CATHY COLTON	C
51	00099623	94.16	01/11/18	999996 CELESTE TAYLOR	C
51	00099624	158.90	01/11/18	999996 DAVID H SMITH	C
51	00099625	100.58	01/11/18	999996 DEBORAH WILLIAMSON	C
51	00099626	163.18	01/11/18	999996 DEBRA CRAIN	C
51	00099627	586.90	01/11/18	999996 DEREK ELISON	C
51	00099628	59.39	01/11/18	999996 DIANE ANDERSON	C
51	00099629	141.78	01/11/18	999996 ELISE TEERLINK	C
51	00099630	214.54	01/11/18	999996 EMMA WORLTON	C
51	00099631	84.53	01/11/18	999996 GINA FREELOVE	C
51	00099632	140.71	01/11/18	999996 GRETCHEN WUERCH	C
51	00099633	25.68	01/11/18	999996 HANNAH BOSWELL	C
51	00099634	512.00	01/11/18	999996 INGRID ANDROMIDAS	C
51	00099635	391.62	01/11/18	999996 JAN WILKINS	C
51	00099636	235.40	01/11/18	999996 JANA E OBERHANSLEY	C
51	00099637	139.64	01/11/18	999996 JANELLE TINGEY	C
51	00099638	59.76	01/11/18	999996 JASON FROELICH	C
51	00099639	45.42	01/11/18	999996 JAYCEE CARTER	C
51	00099640	41.20	01/11/18	999996 JAYMIE NAVA	C
51	00099641	275.53	01/11/18	999996 JOHN HUGHES	C
51	00099642	596.53	01/11/18	999996 JORY SCHMIDT	C
51	00099643	198.49	01/11/18	999996 JULIE PRICE	C
51	00099644	640.93	01/11/18	999996 KALLETH WARREN	C
51	00099645	70.62	01/11/18	999996 KAREN FENDT	C
51	00099646	217.21	01/11/18	999996 KARI SHIRK	C
51	00099647	101.12	01/11/18	999996 KATHRYN PERSCH	C
51	00099648	28.30	01/11/18	999996 KATRESE EVANS	C
51	00099649	17.12	01/11/18	999996 KAYLA MUNTUN	C
51	00099650	22.10	01/11/18	999996 KAYLANI PERRY	C
51	00099651	85.07	01/11/18	999996 KELLY BIRD	C
51	00099652	30.50	01/11/18	999996 KIMBERLY HANSEN	C
51	00099653	160.50	01/11/18	999996 KIRBI JACOBS	C
51	00099654	201.16	01/11/18	999996 KRIKET ROBINSON	C
51	00099655	42.27	01/11/18	999996 KRISTA YATES	C
51	00099656	99.51	01/11/18	999996 KRISTIN PRUETT	C
51	00099657	117.06	01/11/18	999996 LAURA OLSEN	C
51	00099658	123.59	01/11/18	999996 LEANN GOWANS	C
51	00099659	95.77	01/11/18	999996 LEEANDRA JONES	C
51	00099660	30.55	01/11/18	999996 LESLIE MOSS	C
51	00099661	43.34	01/11/18	999996 LYNELLE HAAS	C
51	00099662	108.07	01/11/18	999996 MEGAN DECKER	C
51	00099663	431.75	01/11/18	999996 MICHELLE PRICE	C
51	00099664	8.35	01/11/18	999996 NATE REESE	C
51	00099665	56.18	01/11/18	999996 PATRICIA RIVERS	C
51	00099666	212.40	01/11/18	999996 PAUL FINLAYSON	C
51	00099667	141.24	01/11/18	999996 PETRICIA JELLEN	C
51	00099668	153.01	01/11/18	999996 ROBERT W SMITH	C
51	00099669	253.06	01/11/18	999996 RYAN HEMMING	C
51	00099670	273.39	01/11/18	999996 SHARLENE TAYLOR	C
51	00099671	56.85	01/11/18	999996 SHARON KYZER	C
51	00099672	52.43	01/11/18	999996 STACI ADAMS	C
51	00099673	43.28	01/11/18	999996 STACIE BUNTON	C

A/P Summary Check Register

FPREG01A

Bank	Check No	Amount	Date	Vendor	Type
51	00099674	82.50	01/11/18	999996 STACIE RAMOS	C
51	00099675	41.73	01/11/18	999996 STACY WICKS	C
51	00099676	147.34	01/11/18	999996 TAMI PLATT	C
51	00099677	193.67	01/11/18	999996 TED TAYLOR	C
51	00099678	135.36	01/11/18	999996 TERESE HANSEN	C
51	00099679	41.20	01/11/18	999996 TIM ZITO	C
51	00099680	363.80	01/11/18	999996 TOM TILLMAN	C
51	00099681	95.02	01/11/18	999996 ADRIENNE RIOS	C
51	00099682	100.00	01/11/18	999996 ANAND BERNARD	C
51	00099683	178.78	01/11/18	999996 ASHLEY ISENHOUR	C
51	00099684	300.00	01/11/18	999996 CHANTEL ADAMS	C
51	00099685	55.44	01/11/18	999996 GEOFF BURY	C
51	00099686	352.75	01/11/18	999996 GINA WITT	C
51	00099687	2,583.38	01/11/18	999996 JACOB JOHNSTON	C
51	00099688	72.42	01/11/18	999996 JENNY SUMSION	C
51	00099689	83.31	01/11/18	999996 JILL SMITH	C
51	00099690	85.11	01/11/18	999996 JOSH HEWARD	C
51	00099691	300.00	01/11/18	999996 JULIE BURNSIDE	C
51	00099692	23.91	01/11/18	999996 KALLIE ENMAN	C
51	00099693	10.00	01/11/18	999996 KATE WONG	C
51	00099694	300.00	01/11/18	999996 KATHRYN PERSCH	C
51	00099695	100.00	01/11/18	999996 KELLY WOODWARD	C
51	00099696	165.00	01/11/18	999996 KIM NELSON	C
51	00099697	117.53	01/11/18	999996 MCKAY CROCKETT	C
51	00099698	54.00	01/11/18	999996 MCKAYLA HILL	C
51	00099699	68.79	01/11/18	999996 MICHAEL SELLARS	C
51	00099700	92.13	01/11/18	999996 MICHELE SORENSEN	C
51	00099701	300.00	01/11/18	999996 MICHELLE LLOYD	C
51	00099702	100.00	01/11/18	999996 OFA FATU	C
51	00099703	82.65	01/11/18	999996 SHAUNA GARBE	C
51	00099704	271.39	01/11/18	999996 VICKY SMITH	C
51	00099705	100.00	01/11/18	999996 YVETTE RIVERA	C
51	00099706	40,373.85	01/11/18	3080 REPUBLIC SERVICES	C
51	00099707	3,426.75	01/11/18	3565 ALPINE CITY	C
51	00099708	17,424.49	01/11/18	4804 AMERICAN FORK CITY	C
51	00099709	2,802.55	01/11/18	16230 CITY OF CEDAR HILLS	C
51	00099710	357.10	01/11/18	18695 CITY SANITATION	C
51	00099711	111,049.01	01/11/18	47686 LEHI CITY CORP	C
51	00099712	6,960.37	01/11/18	48445 LINDON CITY	C
51	00099713	16,476.42	01/11/18	61689 OREM CITY CORP UTILITIES	C
51	00099714	5,937.87	01/11/18	66168 PLEASANT GROVE CITY UTILITIES	C
51	00099715	70,928.25	01/11/18	91081 ROCKY MOUNTAIN POWER	C
51	00099716	17,903.20	01/11/18	74225 SARATOGA SPRINGS UTILITIES	C
51	00099717	77,475.81	01/11/18	4138 SUMMIT ENERGY LLC	C
51	00099718	485.94	01/11/18	93253 VINEYARD TOWN OF	C
51	00099719	9,000.00	01/11/18	28205 DYNARAMA C/O US BANK N.A.	C
51	00099720	1,507.47	01/11/18	30280 EDUTEK CORPORATION	C
51	00099721	4,636.05	01/11/18	3461 FOOD SERVICE SUPPLY	C
51	00099722	12,449.00	01/11/18	35010 GARRETT & COMPANY	C
51	00099723	525.00	01/11/18	90036 UAESP-STUDENT COUNCIL CONF	C
51	00099724	50.00	01/11/18	148 DEEP SEA DISPLAYS	C
51	00099725	2,004.00	01/11/18	48364 LIFETOUCH PUBLISHING, INC.	C
51	00099726	135.00	01/11/18	4410 RADKIDS INC	C
51	00099727	266.94	01/11/18	71632 RICOH USA, INC	C
51	00099728	4,050.00	01/11/18	98770 WORLD'S FINEST CHOCOLATE, INC	C

A/P Summary Check Register

FPREG01A

Bank	Check No	Amount	Date	Vendor	Type
51	00099729	90.00	01/11/18	9750 AMERICA'S BATTLE OF THE BOOKS	C
51	00099730	35.00	01/11/18	90040 UAESP	C
51	00099731	200.00	01/11/18	78962 SCOTT SORENSEN	C
51	00099732	90.00	01/11/18	9750 AMERICA'S BATTLE OF THE BOOKS	C
51	00099733	3,485.00	01/11/18	8902 DAMON L. BAHR CONSULTING	C
51	00099734	2,108.00	01/11/18	4125 VALLEY OFFICE SYSTEMS	C
51	00099735	90.00	01/11/18	9750 AMERICA'S BATTLE OF THE BOOKS	C
51	00099736	401.36	01/11/18	5432 ALSCO	C
51	00099737	482.58	01/11/18	9672 BATTERY SYSTEMS INC	C
51	00099738	10,257.14	01/11/18	13609 BRYSON SALES & SERVICE INC	C
51	00099739	364.90	01/11/18	1994 CHALK'S TRUCK PARTS, INC	C
51	00099740	289.95	01/11/18	18641 CINTAS CORPORATION	C
51	00099741	1,351.90	01/11/18	23910 CRUS OIL	C
51	00099742	92.39	01/11/18	24010 CUMMINS ROCKY MOUNTAIN LLC	C
51	00099743	1,881.54	01/11/18	32257 FASTENAL	C
51	00099744	357.27	01/11/18	34304 FUELMAN STATE OF UTAH GASCARD	C
51	00099745	843.78	01/11/18	40872 HOSE & RUBBER SUPPLY	C
51	00099746	13,482.27	01/11/18	43708 INTERSTATE BILLING SERV INC	C
51	00099747	7,918.84	01/11/18	43950 JACK'S TIRE & OIL	C
51	00099748	301.42	01/11/18	34775 KEN GARFF BODY & GLASS OF AMERICAN FORK	C
51	00099749	215.48	01/11/18	45601 KENWORTH SALE CO	C
51	00099750	1,166.50	01/11/18	47188 LARRY'S TOWING	C
51	00099751	614.11	01/11/18	48090 LEWIS BUS GROUP	C
51	00099752	41.13	01/11/18	3463 O'REILLY AUTO PARTS	C
51	00099753	1,026.56	01/11/18	4251 QUALITY TIRE COMPANY	C
51	00099754	966.00	01/11/18	69469 RADIO COMMUNICATIONS SERVICE	C
51	00099755	524.14	01/11/18	88889 ROCKY MOUNTAIN AIR SOULUTIONS INC	C
51	00099756	17.70	01/11/18	88889 ROCKY MOUNTAIN AIR SOULUTIONS INC	C
51	00099757	564.00	01/11/18	72645 ROMAINE ELECTRIC INC	C
51	00099758	126.72	01/11/18	77375 SIX STATES DISTRIBUTORS	C
51	00099759	2,533.66	01/11/18	78121 SMITH POWER PRODUCTS INC	C
51	00099760	651.14	01/11/18	79083 SOUTHWEST LIFT & EQUIPMENT INC	C
51	00099761	867.59	01/11/18	81641 SUBURBAN PROPANE -1243	C
51	00099762	112,836.80	01/11/18	84948 THOMAS PETROLEUM	C
51	00099763	97.29	01/11/18	96594 WHEELER MACHINERY COMPANY	C
51	00099764	2,478.25	01/11/18	19768 CODALE ELECTRIC SUPPLY INC	C
51	00099765	48.74	01/11/18	21820 CONSOLIDATED ELECTRICAL DIST	C
51	00099766	232.72	01/11/18	22209 CONTRACTORS HEATING & COOLING SUPPLY	C
51	00099767	61.96	01/11/18	33209 FERGUSON ENTERPRISES INC #1001	C
51	00099768	47.00	01/11/18	37073 GRAYBAR ELECTRIC CO INC	C
51	00099769	213.79	01/11/18	44725 JOHNSTONE SUPPLY	C
51	00099770	1,951.97	01/11/18	47187 LAMONICA'S REST EQUIP	C
51	00099771	267.00	01/11/18	50929 MARSHALL INDUSTRIES INC	C
51	00099772	87.43	01/11/18	56723 MOUNTAINLAND SUPPLY COMPANY	C
51	00099773	33.90	01/11/18	64867 PROFESSIONAL CABLE, LLC	C
51	00099774	39.09	01/11/18	71093 REFRIGERATION SUPPLIES DISTRIBUTOR	C
51	00099775	71,043.00	01/11/18	1035 BRECHT'S DATATBASE SOLUTIONS, INC	C
51	00099776	35.00	01/11/18	17261 CERTIFIED SHRED INC	C
51	00099777	5,948.00	01/11/18	25801 DEPT OF WORKFORCE SERVICES OFFICE OF FIN	C
51	00099778	44,629.00	01/11/18	38441 HAND 2 HEART INC	C
51	00099779	7,008.32	01/11/18	40685 HORIZON HOME HEALTH/KIDS	C
51	00099780	1,014.27	01/11/18	51623 MAXIM HEALTHCARE	C
51	00099781	547.11	01/11/18	82518 T MOBILE SP ED	C
51	00099782	298.00	01/11/18	19766 COBALT REFRIGERATION, INC.	C
51	00099783	790.74	01/11/18	34304 FUELMAN STATE OF UTAH GASCARD	C

A/P Summary Check Register

FPREG01A

Bank	Check No	Amount	Date	Vendor	Type
51	00099784	50.00	01/11/18	41487 INTERMOUNTAIN WORKMED - OREM	C
51	00099785	24,222.67	01/11/18	41441 HYLON-KOBURN CHEMICALS INC	C
51	00099786	11,409.11	01/11/18	69150 PYRAMID SCHOOL PRODUCTS	C
51	00099787	8,178.32	01/11/18	94680 WAXIE	C
51	00099788	191.63	01/11/18	4352 ADAM BARLOW	C
51	00099789	2,400.00	01/11/18	32760 BRENT GREEN	C
51	00099790	2,636.00	01/11/18	13063 BYU CONTINUING ED	C
51	00099791	285.00	01/11/18	1185 BYU CREATIVE WORKS OFFICE	C
51	00099792	5,819.00	01/11/18	21456 CONNECTIONS EDUCATION, INC	C
51	00099793	2,500.00	01/11/18	2458 DUANE MERRELL	C
51	00099794	12,098.00	01/11/18	46676 K12 INC	C
51	00099795	2,383.60	01/11/18	41060 HP INC	C
51	00099796	73,036.70	01/11/18	92170 VALCOM	C
51	00099797	131,113.10	01/11/18	82500 SYSCO INTERMOUNTAIN FOOD SERV	C
51	00099798	55.00	01/11/18	999996 ASA NIELSON	C
51	00099799	56.00	01/11/18	999996 BLAKE BAXTER	C
51	00099800	51.00	01/11/18	999996 DAVID O'VERY	C
51	00099801	25.00	01/11/18	999996 EMILY MOON	C
51	00099802	117.00	01/11/18	999996 ERIC WOODHOUSE	C
51	00099803	74.00	01/11/18	999996 JODY MCCLELLAN	C
51	00099804	117.00	01/11/18	999996 KARI SHIRK	C
51	00099805	117.00	01/11/18	999996 KRISTY WHEELER	C
51	00099806	74.00	01/11/18	999996 LARRY SIRKEL	C
51	00099807	536.60	01/11/18	999996 MATTHEW WOOLLEY	C
51	00099808	188.00	01/11/18	999996 MICHAEL CORBETT	C
51	00099809	25.00	01/11/18	999996 PHIL BOBAN	C
51	00099810	117.00	01/11/18	999996 RACHELLE BOLINGBROKE	C
51	00099811	164.00	01/11/18	999996 ROBERT W SMITH	C
51	00099812	111.00	01/11/18	999996 TIM THOMPSON	C
51	00099813	1,504.23	01/11/18	56415 MT STATE SCHOOLBOOK DEPOSITORY	C
51	00099814	65.85	01/11/18	34304 FUELMAN STATE OF UTAH GASCARD	C
51	00099815	18.01	01/11/18	34304 FUELMAN STATE OF UTAH GASCARD	C
51	00099816	84,435.57	01/11/18	14593 CACHE VALLEY ELECTRIC	C
51	00099817	32.00	01/11/18	32480 FEDEX SHIPPING	C
51	00099818	219.09	01/11/18	34304 FUELMAN STATE OF UTAH GASCARD	C
51	00099819	2,050.90	01/11/18	37073 GRAYBAR ELECTRIC CO INC	C
51	00099820	25,588.25	01/11/18	93020 VERACITY NETWORKS	C
51	00099821	35.00	01/11/18	17261 CERTIFIED SHRED INC	C
51	00099822	500.00	01/11/18	41487 INTERMOUNTAIN WORKMED - OREM	C
51	00099823	466.87	01/11/18	61203 LES OLSON CO	C
51	00099824	94.50	01/11/18	528 ABS ARCHITECTURAL SUPPLY	C
51	00099825	749.20	01/11/18	3117 AMERICAN AIR FILTER CO INC	C
51	00099826	540.00	01/11/18	5843 AMERICAN WEST ANALYTICAL LAB	C
51	00099827	64.80	01/11/18	8887 BACKFLOW PREVENTION SUPPLY INC	C
51	00099828	34.22	01/11/18	11282 BISCO	C
51	00099829	306.40	01/11/18	12601 BRADY INDUSTRIES INC	C
51	00099830	2,259.69	01/11/18	19768 CODALE ELECTRIC SUPPLY INC	C
51	00099831	27.82	01/11/18	27921 DCD TRANSFER	C
51	00099832	360.96	01/11/18	30601 ELECTRICAL WHOLESALE SUPPLY	C
51	00099833	29.51	01/11/18	32257 FASTENAL	C
51	00099834	373.15	01/11/18	33209 FERGUSON ENTERPRISES INC #1001	C
51	00099835	8,578.32	01/11/18	34304 FUELMAN STATE OF UTAH GASCARD	C
51	00099836	237.36	01/11/18	39770 HENSLEY BATTERY & ELECTRONICS	C
51	00099837	130.49	01/11/18	41246 HUMPHRIES INC	C
51	00099838	159.20	01/11/18	43702 INTERSTATE ALL BATTERY CENTER	C

A/P Summary Check Register

FPREG01A

Bank	Check No	Amount	Date	Vendor	Type
51	00099839	1,193.14	01/11/18	43950 JACK'S TIRE & OIL	C
51	00099840	472.64	01/11/18	2210 JAMES MARSDEN	C
51	00099841	106.96	01/11/18	44725 JOHNSTONE SUPPLY	C
51	00099842	15.00	01/11/18	46071 KIMCO FIRE PROTECTION INC	C
51	00099843	389.00	01/11/18	50929 MARSHALL INDUSTRIES INC	C
51	00099844	1,615.00	01/11/18	56325 MOUNTAIN ALARM	C
51	00099845	1,566.17	01/11/18	56723 MOUNTAINLAND SUPPLY COMPANY	C
51	00099846	531.32	01/11/18	60500 NORTH POINTE SOLID WASTE SPEC SERVICE DI	C
51	00099847	292.23	01/11/18	64739 PETERSON PLUMBING SUPPLY	C
51	00099848	280.00	01/11/18	3644 PHIL'S FINE FLOORING	C
51	00099849	285.70	01/11/18	62382 PPG PORTER PAINT	C
51	00099850	223.25	01/11/18	3397 R&L BOWES DISTRIBUTING	C
51	00099851	519.17	01/11/18	71366 RHINEHART OIL	C
51	00099852	821.10	01/11/18	10685 RIGHTWAY SANITARY SUPPLY	C
51	00099853	39.03	01/11/18	1457 RPM AUTO PARTS, INC	C
51	00099854	221.00	01/11/18	78963 SONNTAG RECREATION, LLC	C
51	00099855	10.40	01/11/18	79690 STANDARD PLUMBING SUPPLY CO	C
51	00099856	295.00	01/11/18	80289 STATE FIRE SALES & SERVICE	C
51	00099857	234.68	01/11/18	37277 STOTZ EQUIPMENT	C
51	00099858	735.20	01/11/18	83995 TENNANT SALES AND SERVICE	C
51	00099859	144.30	01/11/18	87909 UNITED SERVICE & SALES INC	C
51	00099860	275.00	01/11/18	90343 UTAH/YAMAS CONTROLS INC	C
51	00099861	1,844.50	01/11/18	93252 VINYL INDUSTRIES LLC	C
51	00099862	274.41	01/11/18	94680 WAXIE	C
51	00099863	6,845.23	01/11/18	28234 EARTHTEC ENGINEERING	C
51	00099864	194.00	01/11/18	43249 INTERMOUNTAIN LOCK& SECURITY SUPPLY	C
51	00099865	1,408.00	01/11/18	60340 NORCON INC.	C
51	00099866	1,551.00	01/11/18	1252 STONE SECURITY	C
51	00099867	119,494.29	01/11/18	92311 VALENTINER CRANE BRUNJES ONYON ARCHITECT	C
51	00099868	4,936.00	01/11/18	32932 5 STAR BUILDING PRODUCTS,LLC	C
51	00099869	209.00	01/11/18	66730 A COMPANY INC	C
51	00099870	2,295.00	01/11/18	39670 HEARTH & HOME	C
51	00099871	332.05	01/11/18	41485 INTERMOUNTAIN WOOD PRODUCTS	C
51	00099872	2,250.00	01/11/18	4412 LAURA ROWBURY	C
51	00099873	237.66	01/11/18	49244 LOWE'S	C
51	00099874	405.68	01/11/18	56723 MOUNTAINLAND SUPPLY COMPANY	C
51	00099875	98.10	01/11/18	72710 ROOFERS SUPPLY	C
51	00099876	86.13	01/11/18	79690 STANDARD PLUMBING SUPPLY CO	C
51	00099877	5,079.00	01/11/18	38441 HAND 2 HEART INC	C
51	00099878	2,426.88	01/11/18	959 INTERWEST INTERPRETING	C
51	00099879	6,956.00	01/11/18	90167 UTAH BUREAU OF CRIMINAL ID	C
51	00099880	2,595.00	01/11/18	2180 OPTIV SECURITY INC	C
51	00099881	20,520.00	01/11/18	806 PROACTIVE NETWORK MANAGEMENT CORP	C
51	00099882	735.00	01/11/18	87476 USBE - HEALTH/PE CONFERENCE	C
51	00099883	7,115.55	01/11/18	84000 TENNEY'S PIZZA	C
51	00099884	665.34	01/11/18	34304 FUELMAN STATE OF UTAH GASCARD	C
51	00099885	7,558.35	01/11/18	84000 TENNEY'S PIZZA	C
51	00099886	37.00	01/11/18	999996 ELIZABETH WILSON	C
51	00099887	37.00	01/11/18	999996 RHONDA BROMLEY	C
51	00099888	37.00	01/11/18	999996 SAM JARMAN	C
51	00099889	37.00	01/11/18	999996 VICKI CARTER	C
51	00099890	42.50	01/11/18	999494 Aime Anderson	C
51	00099891	10.00	01/11/18	999494 Barbara Lee	C
51	00099892	25.00	01/11/18	999494 HEATHER Davis	C
51	00099893	17.50	01/11/18	999494 JESS Bishop	C

A/P Summary Check Register

FPREG01A

Bank	Check No	Amount	Date	Vendor	Type
51	00099894	48.00	01/11/18	999494 Kara Hoyal	C
51	00099895	61.49	01/11/18	999494 Lidia Claus-Rangel	C
51	00099896	54.42	01/11/18	999494 Lisa McMurray	C
51	00099897	17.00	01/11/18	999494 Lynell Nielsen	C
51	00099898	17.50	01/11/18	999494 Mitzi Robins	C
51	00099899	10.00	01/11/18	999405 Amie Bartholomew	C
51	00099900	10.00	01/11/18	999405 Ashlee Barney	C
51	00099901	20.00	01/11/18	999405 Carla Montesino	C
51	00099902	10.00	01/11/18	999405 Cortnie Bird	C
51	00099903	10.00	01/11/18	999405 Denae Hansen	C
51	00099904	40.00	01/11/18	999405 Denise Richards	C
51	00099905	10.00	01/11/18	999405 HEATHER JENSEN	C
51	00099906	10.00	01/11/18	999405 Haylee Rich	C
51	00099907	40.00	01/11/18	999405 Jennifer Watkins	C
51	00099908	25.00	01/11/18	999405 Jessica Hall	C
51	00099909	10.00	01/11/18	999405 Joanna Schow	C
51	00099910	20.00	01/11/18	999405 Julie Pusey	C
51	00099911	20.00	01/11/18	999405 Julie Shepherd	C
51	00099912	69.64	01/11/18	999405 Kristy Mena	C
51	00099913	22.50	01/11/18	999405 Lynette Norton	C
51	00099914	20.00	01/11/18	999405 Mandie Andrews	C
51	00099915	10.00	01/11/18	999405 Mary Ewer	C
51	00099916	12.50	01/11/18	999405 Mary Moore	C
51	00099917	15.00	01/11/18	999405 Rachel Walters	C
51	00099918	10.00	01/11/18	999405 Sara Bird	C
51	00099919	10.00	01/11/18	999405 Sarah Hancock	C
51	00099920	10.00	01/11/18	999405 Sherida Zenger	C
51	00099921	10.00	01/11/18	999405 Tamara Jones	C
51	00099922	10.00	01/11/18	999405 Trina Vickers	C
51	00099923	850.00	01/11/18	999737 Jonie Tenney	C
51	00099924	45.00	01/11/18	999737 Julie Russell	C
51	00099925	60.00	01/11/18	999704 AARON WALSH	C
51	00099926	17.50	01/11/18	999704 Aislinn Coleman	C
51	00099927	15.00	01/11/18	999704 Amber Best	C
51	00099928	17.50	01/11/18	999704 Amy Bowden	C
51	00099929	3.00	01/11/18	999704 Andra Blackhurst	C
51	00099930	25.00	01/11/18	999704 Andrea Bulkley	C
51	00099931	15.00	01/11/18	999704 Angela Toone	C
51	00099932	25.00	01/11/18	999704 Anne Jensen	C
51	00099933	12.50	01/11/18	999704 Bonnie Dixon	C
51	00099934	20.00	01/11/18	999704 Brandi Hawkins	C
51	00099935	41.00	01/11/18	999704 CORIE LAMB	C
51	00099936	56.00	01/11/18	999704 Carol Argyle	C
51	00099937	8.00	01/11/18	999704 Carrie Jordan	C
51	00099938	31.00	01/11/18	999704 Chans Mixayboua	C
51	00099939	8.00	01/11/18	999704 Chris Best	C
51	00099940	41.00	01/11/18	999704 Christine Huggard	C
51	00099941	50.00	01/11/18	999704 Darcie Warren	C
51	00099942	35.00	01/11/18	999704 Dawn Vest	C
51	00099943	20.00	01/11/18	999704 Dawn Vest	C
51	00099944	17.50	01/11/18	999704 Deyanira Donadel	C
51	00099945	36.00	01/11/18	999704 Diann Barlow	C
51	00099946	36.00	01/11/18	999704 Doreen Duvall	C
51	00099947	140.00	01/11/18	999704 Erik Gertler	C
51	00099948	35.00	01/11/18	999704 Erika Phang	C

A/P Summary Check Register

FPREG01A

Bank	Check No	Amount	Date	Vendor	Type
51	00099949	20.00	01/11/18	999704 Erin Roudabush	C
51	00099950	30.00	01/11/18	999704 Garold Springer	C
51	00099951	15.00	01/11/18	999704 Ginger Harris	C
51	00099952	500.00	01/11/18	999704 Heather Peterson	C
51	00099953	20.00	01/11/18	999704 Jalane Cline	C
51	00099954	99.25	01/11/18	999704 Jean Abram	C
51	00099955	20.00	01/11/18	999704 Jennifer Stafford	C
51	00099956	100.00	01/11/18	999704 Jodi Pegram	C
51	00099957	20.00	01/11/18	999704 Kari Livingston	C
51	00099958	10.00	01/11/18	999704 Kelli Illi	C
51	00099959	35.00	01/11/18	999704 Kendra Murray	C
51	00099960	30.00	01/11/18	999704 Kenneth Wilson	C
51	00099961	20.00	01/11/18	999704 Kip Wood	C
51	00099962	10.00	01/11/18	999704 Kirsten Cluff	C
51	00099963	65.00	01/11/18	999704 Laura Wigington	C
51	00099964	20.00	01/11/18	999704 Lucy Collins	C
51	00099965	15.00	01/11/18	999704 Mican Mason	C
51	00099966	25.00	01/11/18	999704 Michele Nelson	C
51	00099967	40.00	01/11/18	999704 Michelle Rich	C
51	00099968	5.00	01/11/18	999704 Mike Godwin	C
51	00099969	5.00	01/11/18	999704 Mike Godwin	C
51	00099970	5.00	01/11/18	999704 Mike Godwin	C
51	00099971	5.00	01/11/18	999704 Mike Godwin	C
51	00099972	8.00	01/11/18	999704 Mindy Gertler	C
51	00099973	8.00	01/11/18	999704 Molly Rubert	C
51	00099974	20.00	01/11/18	999704 Naomi Hancock	C
51	00099975	20.00	01/11/18	999704 Natalie Bass	C
51	00099976	15.00	01/11/18	999704 Ofelia Marcos	C
51	00099977	15.00	01/11/18	999704 Rachel McDonald	C
51	00099978	15.00	01/11/18	999704 Rebecca Anderson	C
51	00099979	15.00	01/11/18	999704 Rebecca MECHAM	C
51	00099980	25.00	01/11/18	999704 Rebecca Sharp	C
51	00099981	15.00	01/11/18	999704 Rebecca VanderBeek	C
51	00099982	15.00	01/11/18	999704 Renee Barron	C
51	00099983	20.00	01/11/18	999704 Robyn Knowlton	C
51	00099984	32.50	01/11/18	999704 Rosanna Williams	C
51	00099985	40.00	01/11/18	999704 Sara Dickey	C
51	00099986	98.50	01/11/18	999704 Sarah Blair	C
51	00099987	20.00	01/11/18	999704 Shane Morris	C
51	00099988	8.00	01/11/18	999704 Sharla Moyes	C
51	00099989	15.00	01/11/18	999704 Shauna Dudley	C
51	00099990	20.00	01/11/18	999704 Shelley Byington	C
51	00099991	10.00	01/11/18	999704 Stacy Beck	C
51	00099992	17.50	01/11/18	999704 Tami Lemon	C
51	00099993	5.00	01/11/18	999704 Terah Beeson	C
51	00099994	20.00	01/11/18	999704 Tiffani Price	C
51	00099995	8.00	01/11/18	999704 Tom Clark	C
51	00099996	25.00	01/11/18	999704 Travis Hansen	C
51	00099997	20.00	01/11/18	999704 Trisha Weaver	C
51	00099998	20.00	01/11/18	999704 Trudi Olsen	C
51	00099999	8.00	01/11/18	999704 Valerie Sachs	C
51	00100000	40.00	01/11/18	999704 Veronica Vazquez	C
51	00100001	30.00	01/11/18	999704 Wendy Hall	C
51	00100002	5.00	01/11/18	999417 BISHOP, CONNER L	C
51	00100003	72.66	01/11/18	999417 FITCH, DERIK T	C

A/P Summary Check Register

FPREG01A

Bank	Check No	Amount	Date	Vendor	Type
51	00100004	20.00	01/11/18	999417 MCKENNA, MADYSON M	C
51	00100005	167.21	01/11/18	999735 BACON, ANNIKA K	C
51	00100006	5.00	01/11/18	999735 CHRISTIANSEN, LEVI N	C
51	00100007	8.50	01/11/18	999735 COOPER, CAMMON C	C
51	00100008	61.00	01/11/18	999735 DANGERFIELD, SARAH A	C
51	00100009	5.00	01/11/18	999735 FULLMER, OAKLIE N	C
51	00100010	5.00	01/11/18	999735 JONES, HUNTER	C
51	00100011	10.00	01/11/18	999735 KIRKPATRICK, TREY A	C
51	00100012	86.00	01/11/18	999735 OLSON, BRAXTON L	C
51	00100013	10.00	01/11/18	999735 PETERSON, JACOB J	C
51	00100014	78.50	01/11/18	999735 PEW, SARAH K	C
51	00100015	96.50	01/11/18	999735 SASSER, SHAYLEE C	C
51	00100016	91.00	01/11/18	999735 SCOTT, PARKER B	C
51	00100017	79.00	01/11/18	999735 TAFOYA, LANDON J	C
51	00100018	66.00	01/11/18	999735 ZICKENDRAHT, TIMON J	C
51	00100019	20.00	01/11/18	999754 ALONSO SANCHEZ, JOSE A	C
51	00100020	40.00	01/11/18	999754 ANDERSON, HANNAH E	C
51	00100021	93.50	01/11/18	999754 BATLEY, BROOKE	C
51	00100022	150.00	01/11/18	999754 BURGESS, GUILLERMO	C
51	00100023	20.00	01/11/18	999754 CABADAS, ISMAEL	C
51	00100024	50.00	01/11/18	999754 CHRISTIANSON, KLAYSEN J	C
51	00100025	27.50	01/11/18	999754 COOKSON, TIFFANI A	C
51	00100026	37.50	01/11/18	999754 COPE, ISABELLA K	C
51	00100027	82.50	01/11/18	999754 DAVENPORT, REBEKAH M	C
51	00100028	76.00	01/11/18	999754 DOVE, DAYLEE A	C
51	00100029	20.00	01/11/18	999754 ELLIS, MARY	C
51	00100030	108.50	01/11/18	999754 GAISFORD, TANNER H	C
51	00100031	40.00	01/11/18	999754 HAAG, TANA J	C
51	00100032	20.00	01/11/18	999754 KOFFORD, KENNEDY Q	C
51	00100033	15.00	01/11/18	999754 LEFEBVRE, ISABELLE M	C
51	00100034	10.00	01/11/18	999754 LOW, ANNA K	C
51	00100035	20.00	01/11/18	999754 MACIEL, ALONDRA	C
51	00100036	40.00	01/11/18	999754 MADSEN, KAYLEE G	C
51	00100037	19.00	01/11/18	999754 MAKER, ROBERT J	C
51	00100038	12.50	01/11/18	999754 ROUNDS, JAYMIN W	C
51	00100039	11.50	01/11/18	999754 SALVATIERRA ZAMORA, OSBALDO	C
51	00100040	10.00	01/11/18	999754 SHELLEY, SYDNEY H	C
51	00100041	25.00	01/11/18	999754 SMITH, PRESLEY J	C
51	00100042	22.50	01/11/18	999754 TATE, KELSEY	C
51	00100043	10.00	01/11/18	999754 TENNEY, WILLIAM F	C
51	00100044	10.00	01/11/18	999754 WARNER, COURTNEY L	C
51	00100045	4.50	01/11/18	999754 WRIGHT, ELIJAH T	C
51	00100046	83.00	01/11/18	999459 CHICAS, EDGARDO A	C
51	00100047	15.00	01/11/18	999478 ALLEN, SAVANNA E	C
51	00100048	10.00	01/11/18	999478 BENSON, JOHNATHAN T	C
51	00100049	10.00	01/11/18	999478 BISHOP, KLOEY M	C
51	00100050	34.00	01/11/18	999478 BUTLER, LANDON C	C
51	00100051	10.00	01/11/18	999478 GIBBONS, KALEB R	C
51	00100052	10.00	01/11/18	999478 GLAZIER, KATELYNN K	C
51	00100053	10.00	01/11/18	999478 HANSON, MADELINE L	C
51	00100054	15.00	01/11/18	999478 HREINSON, MAXWELL C	C
51	00100055	55.50	01/11/18	999478 JACKSON, BAYLEE S	C
51	00100056	49.50	01/11/18	999478 LANDON, HANNAH M	C
51	00100057	62.00	01/11/18	999478 LEE, RACHEL L	C
51	00100058	10.00	01/11/18	999478 NIX, EMERSON J	C

A/P Summary Check Register

FPREG01A

Bank	Check No	Amount	Date	Vendor	Type
51	00100059	35.50	01/11/18	999478 PEMBERTON, ISAAC R	C
51	00100060	57.00	01/11/18	999478 SKINNER, MALCOLM B	C
51	00100061	10.00	01/11/18	999478 WILLIAMS, KELLI C	C
51	00100062	118.00	01/11/18	999779 DUNN, JUSTIN A	C
51	00100063	4.50	01/11/18	999779 PEMBERTON, ELISE	C
51	00100064	250.00	01/11/18	999785 ARNELL, STEPHANIE	C
51	00100065	35.00	01/11/18	999785 BIRCH, BRINLEY F	C
51	00100066	20.00	01/11/18	999785 CANNON, AVERY L	C
51	00100067	93.50	01/11/18	999785 CHILDS, KENNEDI	C
51	00100068	178.50	01/11/18	999785 DE SOUSA, GIULLIA A	C
51	00100069	84.50	01/11/18	999785 DENNIS, AIMEE J	C
51	00100070	129.50	01/11/18	999785 DENNIS, COSETTE A	C
51	00100071	12.50	01/11/18	999785 DOYLE, TANNER P	C
51	00100072	10.00	01/11/18	999785 DUVAL, ALYSSA J	C
51	00100073	81.50	01/11/18	999785 FARNSWORTH, BRENDAN R	C
51	00100074	25.00	01/11/18	999785 FUTRELL, TYLER J	C
51	00100075	20.00	01/11/18	999785 GRECO, DRAEK S	C
51	00100076	45.00	01/11/18	999785 HANSEN, MICHAEL A	C
51	00100077	77.50	01/11/18	999785 JOHNSTON, OLIVIA K	C
51	00100078	30.00	01/11/18	999785 KLEIN, CALEB J	C
51	00100079	199.50	01/11/18	999785 LIND, ZACHARY G	C
51	00100080	25.00	01/11/18	999785 MARTINEZ, KELSEY	C
51	00100081	20.00	01/11/18	999785 POULSEN, RYAN M	C
51	00100082	30.00	01/11/18	999785 SEAL, EVA M	C
51	00100083	10.00	01/11/18	999785 SELWAY, ELISE S	C
51	00100084	15.00	01/11/18	999785 SHIVERS, ZACK	C
51	00100085	25.00	01/11/18	999785 SPAULDING, SAMANTHA R	C
51	00100086	100.50	01/11/18	999785 SPRAY, TYLER J	C
51	00100087	40.00	01/11/18	999785 SWENSEN, ASHLYN K	C
51	00100088	233.50	01/11/18	999785 TAYLOR, CHLOE B	C
51	00100089	25.00	01/11/18	999785 THOMPSON, SAMUEL B	C
51	00100090	78.50	01/11/18	999785 WALKER, KADEN M	C
51	00100091	78.50	01/11/18	999785 WESTOVER, TATUM M	C
51	00100092	20.00	01/11/18	999785 WORKMAN, MACASLIN R	C
51	00100093	72.00	01/11/18	999785 WRIGHT, JACOB J	C
51	00100094	10.00	01/11/18	999785 YOUNG, HARLEIGH N	C
51	00100095	10.00	01/11/18	999785 ZITZMAN, ALYSON J	C
51	00100096	54.00	01/11/18	999485 ABLES, ELLIE R	C
51	00100097	37.50	01/11/18	999485 COUTTS, ASHLEY D	C
51	00100098	49.50	01/11/18	999485 KLEVEN, KACEY A	C
51	00100099	47.50	01/11/18	999485 PEACOCK, AINSLEIGH G	C
51	00100100	65.00	01/11/18	999786 BARRICK, CORINNE B	C
51	00100101	119.50	01/11/18	999786 LEE, KENDRICK E	C
51	00100102	110.00	01/11/18	999786 MARSHALL, KAYLEE M	C
51	00100103	41.00	01/11/18	999789 ANDERTON, LEILANI	C
51	00100104	90.70	01/11/18	999789 ANGELL, BRAYDEN M	C
51	00100105	48.50	01/11/18	999789 BRIGGS, KASEY K	C
51	00100106	101.35	01/11/18	999789 CHRISTENSEN, KALEB V	C
51	00100107	63.50	01/11/18	999789 CHRISTIANSEN, WILLIAM S	C
51	00100108	68.50	01/11/18	999789 DENTON, JOSHUA D	C
51	00100109	66.00	01/11/18	999789 FRAMPTON, TYLER A	C
51	00100110	41.00	01/11/18	999789 FURNISS, SAMUEL G	C
51	00100111	113.50	01/11/18	999789 HALFORD, LOGAN C	C
51	00100112	23.50	01/11/18	999789 HOGUE, BRITNEE N	C
51	00100113	94.95	01/11/18	999789 MALLOY, JASON A	C

A/P Summary Check Register

FPREG01A

Bank	Check No	Amount	Date	Vendor	Type
51	00100114	78.50	01/11/18	999789 MAXWELL, TYLER M	C
51	00100115	66.00	01/11/18	999789 MORALES ESCOGIDO, MIROSSLABA	C
51	00100116	56.51	01/11/18	999789 MUIRBROOK, HAYDEN C	C
51	00100117	71.00	01/11/18	999789 NELSON, MEGAN C	C
51	00100118	98.58	01/11/18	999789 REDFORD, JAEGER B	C
51	00100119	103.50	01/11/18	999789 RHOADS, TAYLOR L	C
51	00100120	140.00	01/11/18	999789 SCHOMBS, BROCK R	C
51	00100121	5.00	01/11/18	999789 SELLICK, MARK J	C
51	00100122	41.00	01/11/18	999789 SHEEHAN, KAITLYN E	C
51	00100123	111.00	01/11/18	999789 STAFFORD, ETHAN R	C
51	00100124	91.00	01/11/18	999789 TURNER, MELISSA L	C
51	00100125	81.00	01/11/18	999789 WEINHEIMER, COLLIN G	C
51	00100126	166.00	01/11/18	999789 WHITE, CALEB J	C
51	00100127	118.50	01/11/18	999789 WHITING, BLAKE M	C
51	00100128	96.00	01/11/18	999789 WITTKER, MYAH L	C
51	00100129	10.00	01/11/18	999496 ANDERSEN, DAXTEN C	C
51	00100130	10.00	01/11/18	999496 ATKINSON, MORGAN R	C
51	00100131	23.00	01/11/18	999496 BOHMAN, CAMDEN M	C
51	00100132	10.00	01/11/18	999496 CALL, TAYLINN J	C
51	00100133	95.39	01/11/18	999496 COBBLEY, MADISON R	C
51	00100134	10.00	01/11/18	999496 GIBBY, AUDREY	C
51	00100135	37.62	01/11/18	999496 HOUSTON, CAEL M	C
51	00100136	69.89	01/11/18	999496 HOUSTON, CORTNEY A	C
51	00100137	10.00	01/11/18	999496 JIMENEZ, AARON C	C
51	00100138	10.00	01/11/18	999496 KENNEY, ASHLEE C	C
51	00100139	15.00	01/11/18	999496 MOESSER, JONAH T	C
51	00100140	10.00	01/11/18	999496 MORRIS, ETHAN J	C
51	00100141	3.00	01/11/18	999496 MUIR, TESSA J	C
51	00100142	10.00	01/11/18	999496 NEWMAN, ALYSON M	C
51	00100143	15.00	01/11/18	999496 OLSON, DEVON B	C
51	00100144	88.39	01/11/18	999496 PEACOCK, OAKLEY M	C
51	00100145	15.00	01/11/18	999496 PEREZ LOERA, VICTORIA	C
51	00100146	80.39	01/11/18	999496 REMOR, ANA CAROLINA N	C
51	00100147	31.38	01/11/18	999496 RIDGEWAY, MCKAYLIE E	C
51	00100148	10.00	01/11/18	999496 RUSSELL, DYLAN S	C
51	00100149	10.00	01/11/18	999496 SHEEN, JACKSON A	C
51	00100150	44.62	01/11/18	999496 STEEN, LILLYANNA N	C
51	00100151	80.39	01/11/18	999496 TULLIS, PRESTON J	C
51	00100152	61.69	01/11/18	999496 WHEELER, JACOB H	C
51	00100153	45.12	01/11/18	999496 WOOD, GARRETT R	C
51	00100154	3,390.00	01/11/18	1426 IMAGING CONCEPTS, LLC	C
51	00100155	30.00	01/11/18	504 PTSA - LAKERIDGE JR HIGH	C
51	00100156	50.00	01/11/18	1508 UTAH HIGH SCHOOL MODEL UNITED NATIONS	C
51	00100157	150.00	01/11/18	2890 WOLF RIVER MUSIC	C
51	00100158	9,132.00	01/11/18	974 ACT - FINANCE	C
51	00100159	17.00	01/11/18	34 BACKSTAGE DANCEWEAR	C
51	00100160	7,844.56	01/11/18	19873 BSN SPORTS	C
51	00100161	32.00	01/11/18	17261 CERTIFIED SHRED INC	C
51	00100162	1,907.00	01/11/18	40483 HOLIDAY MOTOR COACH	C
51	00100163	6,115.00	01/11/18	814 JACK AND JILL LANES	C
51	00100164	50.00	01/11/18	618 SHAUNNA THOMPSON	C
51	00100165	1,323.71	01/11/18	82500 SYSCO INTERMOUNTAIN FOOD SERV	C
51	00100166	4,542.00	01/11/18	89083 UNIVERSAL ATHLETICS	C
51	00100167	75.00	01/11/18	1277 UTAH ASSOC OF TEACHERS OF JAPANESE	C
51	00100168	546.06	01/11/18	52673 UTAH MEDIA GROUP	C

A/P Summary Check Register

FPREG01A

Bank	Check No	Amount	Date	Vendor	Type
51	00100169	252.00	01/11/18	51 WASATCH HIGH SCHOOL	C
51	00100170	1,397.00	01/11/18	99488 YBA SHIRTS, INC.	C
51	00100171	93.80	01/11/18	4225 CASEY DESIGN LLC	C
51	00100172	289.00	01/11/18	3754 FITNESS PLUS SERVICE & REPAIR	C
51	00100173	500.00	01/11/18	823 LAYTON HIGH SCHOOL	C
51	00100174	120.00	01/11/18	154 LEA TUCKER	C
51	00100175	286.50	01/11/18	1874 LOGOS	C
51	00100176	400.00	01/11/18	692 METTLE WRESTLING	C
51	00100177	140.00	01/11/18	2304 MORGAN ST PIERRE	C
51	00100178	280.00	01/11/18	4219 STUDIOSIGHT VANTAGE CA LLC	C
51	00100179	343.16	01/11/18	87327 TV SPECIALISTS INC	C
51	00100180	156.00	01/11/18	89083 UNIVERSAL ATHLETICS	C
51	00100181	19,760.00	01/11/18	616 WORLDSTRIDES HERITAGE PROFORMANCE PRGMS	C
51	00100182	300.00	01/11/18	760 ANTHONY SHIMAKONIS	C
51	00100183	15.00	01/11/18	15116 CORNER CANYON HIGH SCHOOL	C
51	00100184	2,016.00	01/11/18	37146 GREAT AMERICAN OPPORTUNITIES	C
51	00100185	450.00	01/11/18	761 JEFFREY NEWBY	C
51	00100186	50.00	01/11/18	4389 KELSEY POULSEN	C
51	00100187	50.00	01/11/18	4379 SARATOGA SPRINGS HOA	C
51	00100188	116.95	01/11/18	87912 UNITED SITE SERVICES	C
51	00100189	1,270.17	01/11/18	947 ADORAMA	C
51	00100190	315.00	01/11/18	222 AREA XI AMER GUILD ENG HANDBELL RINGERS	C
51	00100191	20.00	01/11/18	4278 ARIZONA STATE UNIVERSITY- FORENSICS	C
51	00100192	350.00	01/11/18	714 CAMERON LARSEN	C
51	00100193	5,200.00	01/11/18	3921 CATERING BY BRYCE	C
51	00100194	388.80	01/11/18	4085 CPS GRAPHIX	C
51	00100195	100.00	01/11/18	79 DAVIS HIGH SCHOOL	C
51	00100196	58.10	01/11/18	25528 DEEP SEVEN ARCHIVE & SHRED	C
51	00100197	324.28	01/11/18	28671 ECOLAB INC	C
51	00100198	81,253.28	01/11/18	30280 EDUTEK CORPORATION	C
51	00100199	57.50	01/11/18	30711 ELITE GROUNDS LC	C
51	00100200	1,781.77	01/11/18	41060 HP INC	C
51	00100201	27.94	01/11/18	41441 HYLON-KOBURN CHEMICALS INC	C
51	00100202	158.00	01/11/18	2138 JOHNSON FAMILY LLC	C
51	00100203	8,050.00	01/11/18	3350 LEHI POLICE DEPARTMENT	C
51	00100204	1,423.18	01/11/18	61203 LES OLSON CO	C
51	00100205	25.00	01/11/18	248 LISA'S EMBROIDERY	C
51	00100206	400.00	01/11/18	692 METTLE WRESTLING	C
51	00100207	8,673.33	01/11/18	56415 MT STATE SCHOOLBOOK DEPOSITORY	C
51	00100208	2,900.00	01/11/18	817 MT. WEST BASEBALL ACADEMY	C
51	00100209	2,370.00	01/11/18	463 MTI ENTERPRISES, INC	C
51	00100210	225.00	01/11/18	653 SARIAH KELLY	C
51	00100211	395.19	01/11/18	61203 LES OLSON CO	C
51	00100212	400.00	01/11/18	692 METTLE WRESTLING	C
51	00100213	600.00	01/11/18	61689 OREM CITY CORP UTILITIES	C
51	00100214	150.00	01/11/18	999 PURE WATER PARTNERS	C
51	00100215	195.00	01/11/18	1273 SCOREBOARD SPORTS	C
51	00100216	290.00	01/11/18	90726 UTAH HIGH SCHOOL ACTIVITIES	C
51	00100217	3,892.50	01/11/18	1218 WEST PRO, INC	C
51	00100218	500.00	01/11/18	91890 UTAH VALLEY UNIVERSITY	C
51	00100219	1,000.00	01/11/18	356 BYU - IDAHO	C
51	00100220	450.00	01/11/18	33715 FOWLER SERVICE	C
51	00100221	1,023.14	01/11/18	61203 LES OLSON CO	C
51	00100222	72.00	01/11/18	74520 SCERA CORP	C
51	00100223	59.95	01/11/18	279 SHRED-IT USA, LLC / CINTAS CORP	C

A/P Summary Check Register

FPREG01A

Bank	Check No	Amount	Date	Vendor	Type
51	00100224	411.60	01/11/18	99488 YBA SHIRTS, INC.	C
51	00100225	299.90	01/11/18	4244 GOLD CUP SERVICES	C
51	00100226	450.00	01/11/18	4405 MOUNTAIN HIGH SCHOOL	C
51	00100227	3,300.00	01/11/18	1221 NEWSELA	C
51	00100228	324.16	01/11/18	180 PACIFIC OFFICE AUTOMATION	C
51	00100229	34.70	01/11/18	279 SHRED-IT USA, LLC / CINTAS CORP	C
51	00100230	720.00	01/11/18	54 THE PARKWAY STORAGE	C
51	00100231	71.00	01/11/18	66757 POSTMASTER - OREM	C
51	00100232	13,742.00	01/11/18	1426 IMAGING CONCEPTS, LLC	C
51	00100233	578.68	01/11/18	947 ADORAMA	C
51	00100234	1,785.00	01/11/18	4066 AFFORDABLE PRINTING.COM	C
51	00100235	4,834.60	01/11/18	34 BACKSTAGE DANCEWEAR	C
51	00100236	137.50	01/11/18	4312 DAVID ROSS	C
51	00100237	98.11	01/11/18	4408 EMILY ORTON	C
51	00100238	429.00	01/11/18	3494 FAN CLOTH	C
51	00100239	1,852.20	01/11/18	37146 GREAT AMERICAN OPPORTUNITIES	C
51	00100240	92.65	01/11/18	41008 HOUSE OF DRAPERY INC	C
51	00100241	195.00	01/11/18	104 BRITTNEY KIRK	C
51	00100242	6,100.00	01/11/18	3350 LEHI POLICE DEPARTMENT	C
51	00100243	199.00	01/11/18	686 REVELTV	C
51	00100244	730.00	01/11/18	2478 ROSE MASON	C
51	00100245	47.74	01/11/18	279 SHRED-IT USA, LLC / CINTAS CORP	C
51	00100246	540.00	01/11/18	4409 ZACHARY WILKIN	C
51	00100247	647.89	01/11/18	947 ADORAMA	C
51	00100248	16,800.00	01/11/18	430 BECKY JORGENSEN	C
51	00100249	8,480.00	01/11/18	4360 MCDONNELL AND CO INT'L INC	C
51	00100250	7,040.00	01/11/18	93252 VINYL INDUSTRIES LLC	C
51	00100251	89,264.25	01/11/18	45460 KELLY SERVICES INC.	C
51	00100252	115.00	01/11/18	669 CEDAR HIGH SCHOOL	C
51	00100253	15,750.00	01/11/18	28205 DYNARAMA CORPORATION	C
51	00100254	1,526.32	01/11/18	30280 EDUTEK CORPORATION	C
51	00100255	330.00	01/11/18	1426 IMAGING CONCEPTS, LLC	C
51	00100256	125.00	01/11/18	1489 LAKEVIEW PLUMBING	C
51	00100257	116.85	01/11/18	39 NEOPOST USA INC	C
51	00100258	240.00	01/11/18	61697 OREM CITY CORPORATION	C
51	00100259	100.00	01/11/18	2426 PANDA TRINITY LLC	C
51	00100260	881.00	01/11/18	76890 SIGN CITY	C
51	00100261	159.00	01/11/18	92170 VALCOM	C
51	00100262	41,176.31	01/11/18	45460 KELLY SERVICES INC.	C
51	00100263	7,055.00	01/11/18	1556 ADVENTURES AMERICA	C
51	00100264	8,550.00	01/11/18	2770 ALL POINTS TRAVEL	C
51	00100265	70.00	01/11/18	7750 NIKKI AMES	C
51	00100266	918.00	01/11/18	3372 PREMIER DRILL CLASSIC	C
51	00100267	193.24	01/11/18	74025 SAM'S CLUB DIRECT	C
51	00100268	417.62	01/11/18	61203 LES OLSON CO	C
51	00100269	1,350.85	01/11/18	84402 TEXTILE TEAM OUTLET & DESIGN	C
51	00100270	5,340.82	01/11/18	45460 KELLY SERVICES INC.	C
51	00100271	188.04	01/11/18	999996 AIMEE CHIPMAN	C
51	00100272	74.99	01/11/18	999996 CARRIE BEZZANT	C
51	00100273	22.56	01/11/18	999996 DOUG JOLLEY	C
51	00100274	19.95	01/11/18	999996 LEE ANN FREEZE	C
51	00100275	30.02	01/11/18	999996 SARAH GUNN	C
51	00100276	178.17	01/11/18	999996 SHAUNA GARBE	C
51	00100277	111.89	01/11/18	4392 KRISTI BECKETT	C
51	00100278	2,526.00	01/11/18	47325 LE BUS	C

A/P Summary Check Register

FPREG01A

Bank	Check No	Amount	Date	Vendor	Type
51	00100279	2,000.00	01/11/18	1027 PAUL PETERSON	C
51	00100280	3,656.58	01/11/18	1426 IMAGING CONCEPTS, LLC	C
51	00100281	285.00	01/11/18	395 MARCHANT DESIGNS	C
51	00100282	6,900.00	01/11/18	89083 UNIVERSAL ATHLETICS	C
51	00100283	277.84	01/11/18	61203 LES OLSON CO	C
51	00100284	100.00	01/11/18	90042 UASSP	C
51	00100285	2,786.33	01/11/18	99488 YBA SHIRTS, INC.	C
51	00100286	230.00	01/11/18	28205 DYNARAMA CORPORATION	C
51	00100287	911.99	01/11/18	1426 IMAGING CONCEPTS, LLC	C
51	00100288	550.00	01/11/18	198 MUSIC MAKES MUSIC	C
51	00100288	-550.00	01/29/18	198 MUSIC MAKES MUSIC	CV
51	00100289	260.00	01/11/18	291 LISA BEST	C
51	00100290	2,632.50	01/11/18	976 ANAHEIM DESERT INN & SUITES, LP	C
51	00100291	170.00	01/11/18	55 ANYTIME SERVICES	C
51	00100292	210.00	01/11/18	669 CEDAR HIGH SCHOOL	C
51	00100293	335.00	01/11/18	71045 MOUNTAIN STAINLESS	C
51	00100294	594.72	01/11/18	4203 SKYLINE HIGH SCHOOL	C
51	00100295	50.00	01/11/18	1508 UTAH HIGH SCHOOL MODEL UNITED NATIONS	C
51	00100296	500.00	01/11/18	202 BYU	C
51	00100297	26.50	01/11/18	999996 JAMIE MCLEOD	C
51	00100298	4,162.50	01/11/18	2211 LITTLE OPEE'S PRODUCE	C
51	00100299	100.00	01/11/18	87469 USPRA	C
51	00100300	73.24	01/18/18	4198 AMERICAN FORK POLICE DEPARTMENT	C
51	00100301	510.00	01/18/18	34315 BRACKEN FUNK	C
51	00100302	264.60	01/18/18	19873 BSN SPORTS	C
51	00100303	60.00	01/18/18	1495 CAROL CLARK	C
51	00100304	35.00	01/18/18	211 COLEMAN KNITTING MILLS	C
51	00100305	270.00	01/18/18	4401 CURTIS PETTINGILL	C
51	00100306	2,942.50	01/18/18	631 INSTITUTE FOR ADVANCED STUDY	C
51	00100307	4,707.50	01/18/18	814 JACK AND JILL LANES	C
51	00100308	270.00	01/18/18	816 JAY BARTHOLOMEW	C
51	00100309	6,906.47	01/18/18	44965 JOSTENS, INC (YEARBOOK)	C
51	00100310	1,067.66	01/18/18	61203 LES OLSON CO	C
51	00100311	100.00	01/18/18	2426 PANDA TRINITY LLC	C
51	00100312	598.00	01/18/18	1502 PECZUH PRINTING COMPANY, INC	C
51	00100313	38.20	01/18/18	2378 VERIZON WIRELESS	C
51	00100314	400.00	01/18/18	4397 ERICA MACLEAN	C
51	00100315	4,407.85	01/18/18	34 BACKSTAGE DANCEWEAR	C
51	00100316	32.00	01/18/18	17261 CERTIFIED SHRED INC	C
51	00100317	1,765.46	01/18/18	2156 GOVCONNECTION INC	C
51	00100318	250.00	01/18/18	3005 ROBERT GOMEZ	C
51	00100319	100.00	01/18/18	3574 SPENCER MUIR	C
51	00100320	1,779.11	01/18/18	87327 TV SPECIALISTS INC	C
51	00100321	2,383.92	01/18/18	616 WORLDSTRIDES HERITAGE PROFORMANCE PRGMS	C
51	00100322	5,000.00	01/18/18	74224 SARATOGA SPRINGS CITY	C
51	00100323	15,270.00	01/18/18	98770 WORLD'S FINEST CHOCOLATE, INC	C
51	00100324	3,328.00	01/18/18	554 ABBEY INN	C
51	00100325	926.25	01/18/18	47325 LE BUS	C
51	00100326	199.00	01/18/18	686 REVELTV	C
51	00100327	33.76	01/18/18	82491 SWIRE COCA-COLA USA	C
51	00100328	36,000.00	01/18/18	28205 DYNARAMA C/O US BANK N.A.	C
51	00100329	1,374.82	01/18/18	1497 INTERMOUNTAIN GYM REPAIR	C
51	00100330	231.21	01/18/18	45 A.W. MARSHALL COMPANY	C
51	00100331	45.00	01/18/18	9750 AMERICA'S BATTLE OF THE BOOKS	C
51	00100332	272.52	01/18/18	25090 DAVE'S BERNINA	C

A/P Summary Check Register

FPREG01A

Bank	Check No	Amount	Date	Vendor	Type
51	00100333	16,800.00	01/18/18	44965 JOSTENS, INC (YEARBOOK)	C
51	00100334	1,100.00	01/18/18	1459 PRODIGY PROMOS	C
51	00100335	825.00	01/18/18	99488 YBA SHIRTS, INC.	C
51	00100336	2,215.00	01/18/18	47325 LE BUS	C
51	00100337	54,496.00	01/18/18	616 WORLDSTRIDES HERITAGE PROFORMANCE PRGMS	C
51	00100338	16,001.60	01/18/18	67912 PRO LOOK SPORTS	C
51	00100339	150.00	01/18/18	3667 AMMON BROWN	C
51	00100340	1,874.50	01/18/18	814 JACK AND JILL LANES	C
51	00100341	4,647.00	01/18/18	4417 LEHI HIGH SCHOOL PTA	C
51	00100342	763.40	01/18/18	48970 LOGO IT ON	C
51	00100343	245.00	01/18/18	81795 SUMMERHAYS MUSIC CENTER	C
51	00100344	2,947.15	01/18/18	99488 YBA SHIRTS, INC.	C
51	00100345	2,786.00	01/18/18	91886 UTAH TRAILWAYS	C
51	00100346	550.00	01/18/18	2520 BRIAN E PREECE	C
51	00100347	785.00	01/18/18	3921 CATERING BY BRYCE	C
51	00100348	1,176.00	01/18/18	211 COLEMAN KNITTING MILLS	C
51	00100349	10.54	01/18/18	41246 HUMPHRIES INC	C
51	00100350	2,342.50	01/18/18	814 JACK AND JILL LANES	C
51	00100351	25.00	01/18/18	248 LISA'S EMBROIDERY	C
51	00100352	450.00	01/18/18	67912 PRO LOOK SPORTS	C
51	00100353	87.00	01/18/18	142 CANYONS SCHOOL DISTRICT	C
51	00100354	4,613.15	01/18/18	76880 SIGNATURE IMAGES	C
51	00100355	120.00	01/18/18	87476 USBE - HEALTH/PE CONFERENCE	C
51	00100356	45.00	01/18/18	9750 AMERICA'S BATTLE OF THE BOOKS	C
51	00100357	150.00	01/18/18	3185 COLTON ROBERTS	C
51	00100358	219.92	01/18/18	45 A.W. MARSHALL COMPANY	C
51	00100359	98.10	01/18/18	25528 DEEP SEVEN ARCHIVE & SHRED	C
51	00100360	300.00	01/18/18	92 HIGHLAND HIGH SCHOOL	C
51	00100361	1,407.41	01/18/18	1426 IMAGING CONCEPTS, LLC	C
51	00100362	263.00	01/18/18	81795 SUMMERHAYS MUSIC CENTER	C
51	00100363	4,099.94	01/18/18	152 REFPAY TRUST ACCT- BANK OF UTAH	C
51	00100364	150.58	01/18/18	4198 AMERICAN FORK POLICE DEPARTMENT	C
51	00100365	200.00	01/18/18	61203 LES OLSON CO	C
51	00100366	2,055.46	01/18/18	48970 LOGO IT ON	C
51	00100367	1,857.00	01/18/18	3918 PIONEER THEATRE COMPANY	C
51	00100368	70.00	01/18/18	1490 REBECCA HARDING	C
51	00100369	1,700.00	01/18/18	955 ROBERT GEERTSEN	C
51	00100370	810.00	01/18/18	2061 TRAVEL QUEST INTERNATIONAL, LLC	C
51	00100371	447.81	01/18/18	1277 UTAH ASSOC OF TEACHERS OF JAPANESE	C
51	00100372	6,543.26	01/18/18	92560 VALLEY BUSINESS MACHINES	C
51	00100373	5,960.50	01/18/18	6530 CHRISTOPHERSON ANDAVO TRAVEL, LP	C
51	00100374	6,396.00	01/18/18	6530 CHRISTOPHERSON ANDAVO TRAVEL, LP	C
51	00100375	192.80	01/18/18	33715 FOWLER SERVICE	C
51	00100376	50.00	01/18/18	279 SHRED-IT USA, LLC / CINTAS CORP	C
51	00100377	6,883.00	01/18/18	97209 REX W WILLIAMS & SONS INC	C
51	00100378	45.00	01/18/18	9750 AMERICA'S BATTLE OF THE BOOKS	C
51	00100379	1,048.30	01/18/18	87456 CANON FINANCIAL SERVICES INC	C
51	00100380	2,054.81	01/18/18	87456 CANON SOLUTIONS AMERICA INC	C
51	00100381	747.50	01/18/18	814 JACK AND JILL LANES	C
51	00100382	202.99	01/18/18	64245 JW PEPPER	C
51	00100383	586.00	01/18/18	47870 LEHI LEGACY CENTER	C
51	00100384	150.00	01/18/18	4275 MATTHEW LUKE	C
51	00100385	34.77	01/18/18	279 SHRED-IT USA, LLC / CINTAS CORP	C
51	00100386	140.40	01/18/18	87440 UCI-UTAH CORRECTIONAL INDUSTRIES	C
51	00100387	70.00	01/18/18	87476 UTAH STATE BOARD OF EDUCATION	C

A/P Summary Check Register

FPREG01A

Bank	Check No	Amount	Date	Vendor	Type
51	00100388	57.89	01/18/18	999996 AMBER CARDON	C
51	00100389	45.91	01/18/18	999996 AMELIA LUCERO	C
51	00100390	25.75	01/18/18	999996 AMY ZAHN	C
51	00100391	30.75	01/18/18	999996 ANGELA THOMPSON	C
51	00100392	20.70	01/18/18	999996 ANNAMAREE KAREN	C
51	00100393	15.60	01/18/18	999996 CHERYL SALTZMAN	C
51	00100394	8.20	01/18/18	999996 CRYSTAL DABLING	C
51	00100395	19.40	01/18/18	999996 CYNTHIA RAMIREZ	C
51	00100396	38.90	01/18/18	999996 KIM HATFIELD	C
51	00100397	97.10	01/18/18	999996 LINDI SHUMAKER	C
51	00100398	52.35	01/18/18	999996 MELANIE WHITING	C
51	00100399	95.35	01/18/18	999996 MRS. SANDRA ADU-AKUMATEY	C
51	00100400	8.50	01/18/18	999996 SAMANTHA MALAN	C
51	00100401	18.25	01/18/18	999996 TRACI RICH	C
51	00100402	93.45	01/18/18	999996 VANESSA THELIN	C
51	00100403	500.00	01/18/18	4414 BRAYDEN SINGLEY	C
51	00100404	175.00	01/18/18	91088 CENTRAL UTAH EDUCATIONAL SERVICES	C
51	00100405	271.00	01/18/18	82500 SYSCO INTERMOUNTAIN FOOD SERV	C
51	00100406	3,165.00	01/18/18	4357 AIRBRUSH IMAGES INC	C
51	00100407	29,049.00	01/18/18	2061 TRAVEL QUEST INTERNATIONAL, LLC	C
51	00100408	566.22	01/18/18	745 ALLIED ELECTRIC SIGN & AWNING	C
51	00100409	249.00	01/18/18	211 COLEMAN KNITTING MILLS	C
51	00100410	4,585.00	01/18/18	1266 GAMEDAY PROMO'S, LLC	C
51	00100411	2,220.00	01/18/18	61697 OREM CITY CORPORATION	C
51	00100412	4,715.58	01/18/18	152 REFPAY TRUST ACCT- BANK OF UTAH	C
51	00100413	200.00	01/18/18	90042 UASSP	C
51	00100414	500.00	01/18/18	168 ZOEY WHITE	C
51	00100415	45.00	01/18/18	9750 AMERICA'S BATTLE OF THE BOOKS	C
51	00100416	22.25	01/18/18	23960 CULLIGAN	C
51	00100417	1,088.00	01/18/18	33715 FOWLER SERVICE	C
51	00100418	465.00	01/18/18	81795 SUMMERHAYS MUSIC CENTER	C
51	00100418	-465.00	01/29/18	81795 SUMMERHAYS MUSIC CENTER	CV
51	00100419	120.00	01/18/18	87476 USBE - HEALTH/PE CONFERENCE	C
51	00100420	9,000.00	01/18/18	28205 DYNARAMA CORPORATION	C
51	00100421	45.00	01/18/18	9750 AMERICA'S BATTLE OF THE BOOKS	C
51	00100422	608.50	01/18/18	786 MICHAEL D BARNEY	C
51	00100423	70.00	01/18/18	87476 USBE - HEALTH/PE CONFERENCE	C
51	00100424	11.49	01/18/18	999996 AMY COTTLE	C
51	00100425	197.90	01/18/18	999996 HAYLEY BROWN	C
51	00100426	692.10	01/18/18	999996 HEATHER LAMBERT	C
51	00100427	21.74	01/18/18	999996 JANEN CHRISTENSEN	C
51	00100428	54.95	01/18/18	999996 JENNIFER DAJANY	C
51	00100429	23.00	01/18/18	999996 JULI ANDES	C
51	00100430	20.06	01/18/18	999996 SALLY RAFF	C
51	00100431	7.86	01/18/18	999996 SHARI IVERSON	C
51	00100432	799.31	01/18/18	999996 XIANG JUN LUO	C
51	00100433	4,100.00	01/18/18	71926 RIVERTON MUSIC	C
51	00100434	400.00	01/18/18	4418 HOLDMAN STUDIOS	C
51	00100435	28,977.50	01/18/18	38441 HAND 2 HEART INC	C
51	00100436	643.75	01/18/18	38891 HARMONY HOME HEALTH SERVICES, LLC	C
51	00100437	9,486.67	01/18/18	40685 HORIZON HOME HEALTH/KIDS	C
51	00100438	308.33	01/18/18	2210 JAMES MARSDEN	C
51	00100439	2,388.75	01/18/18	4349 PROCARE THERAPY INC	C
51	00100440	8,587.50	01/18/18	71732 RIFTON EQUIPMENT	C
51	00100441	112,453.50	01/18/18	90409 UTAH COUNTY AUDITOR	C

A/P Summary Check Register

FPREG01A

Bank	Check No	Amount	Date	Vendor	Type
51	00100442	2,780.34	01/18/18	87473 UTAH PARENT CENTER	C
51	00100443	91.00	01/18/18	96260 WESTONE LABORATORIES	C
51	00100444	5,301.88	01/18/18	16600 CENTRA COM	C
51	00100445	6,884.86	01/18/18	26708 DIRECT COMMUNICATIONS	C
51	00100446	471.68	01/18/18	25803 DTS DEPT OF TECHNOLOGY SERVICES	C
51	00100447	375.00	01/18/18	63372 PATTEN ENTERPRISES INC	C
51	00100448	166,291.93	01/18/18	82500 SYSCO INTERMOUNTAIN FOOD SERV	C
51	00100449	18.82	01/18/18	5432 ALSCO	C
51	00100450	176.20	01/18/18	9672 BATTERY SYSTEMS INC	C
51	00100451	4,330.16	01/18/18	13609 BRYSON SALES & SERVICE INC	C
51	00100452	1,015.45	01/18/18	23910 CRUS OIL	C
51	00100453	55.47	01/18/18	31480 EVCO HOUSE OF HOSE	C
51	00100454	287.10	01/18/18	35152 GEARHEAD OIL ANALYSIS, LLC	C
51	00100455	11.35	01/18/18	40872 HOSE & RUBBER SUPPLY	C
51	00100456	6,538.34	01/18/18	43708 INTERSTATE BILLING SERV INC	C
51	00100457	2,730.32	01/18/18	43950 JACK'S TIRE & OIL	C
51	00100458	195.68	01/18/18	45601 KENWORTH SALE CO	C
51	00100459	38.46	01/18/18	46050 KIMBALL MIDWEST	C
51	00100460	29.15	01/18/18	88889 ROCKY MOUNTAIN AIR SOULUTIONS INC	C
51	00100461	564.00	01/18/18	72645 ROMAINE ELECTRIC INC	C
51	00100462	8,288.11	01/18/18	79083 SOUTHWEST LIFT & EQUIPMENT INC	C
51	00100463	13,271.21	01/18/18	84948 THOMAS PETROLEUM	C
51	00100464	300.00	01/18/18	9750 AMERICA'S BATTLE OF THE BOOKS	C
51	00100465	7,629.75	01/18/18	484 AFP SCHOOL SUPPLY DIVISION	C
51	00100466	1,177.14	01/18/18	12601 BRADY INDUSTRIES INC	C
51	00100467	187.00	01/18/18	15644 CARPENTER PAPER CO	C
51	00100468	21,944.00	01/18/18	73990 CONTRACT PAPER GROUP INC	C
51	00100469	2,224.80	01/18/18	37150 GREAT BASIN EDUCATIONAL SERVICES CORP	C
51	00100470	3,306.54	01/18/18	41441 HYLON-KOBURN CHEMICALS INC	C
51	00100471	16,951.87	01/18/18	80060 STANDARD STATIONERY	C
51	00100472	664.70	01/18/18	30280 EDUTEK CORPORATION	C
51	00100473	304.20	01/18/18	41441 HYLON-KOBURN CHEMICALS INC	C
51	00100474	1,816.00	01/18/18	44967 JOSTENS, INC (GRADUATION SUPPLIES)	C
51	00100475	202.47	01/18/18	18640 CINTAS FIRST AID & SAFETY	C
51	00100476	228.00	01/18/18	218 CHARISSA LITTLE	C
51	00100477	3,770.24	01/18/18	40675 HOME DEPOT	C
51	00100478	538.06	01/18/18	7455 ARNOLD MACHINERY CO	C
51	00100479	298.00	01/18/18	19766 COBALT REFRIGERATION, INC.	C
51	00100480	2,861.25	01/18/18	38891 HARMONY HOME HEALTH SERVICES, LLC	C
51	00100481	149.00	01/18/18	92170 VALCOM	C
51	00100482	5,302.00	01/18/18	6530 CHRISTOPHERSON ANDAVO TRAVEL, LP	C
51	00100483	1,304.00	01/18/18	6530 CHRISTOPHERSON ANDAVO TRAVEL, LP	C
51	00100484	10,565.70	01/18/18	84000 TENNEY'S PIZZA	C
51	00100485	12,109.35	01/18/18	84000 TENNEY'S PIZZA	C
51	00100486	275.00	01/18/18	1003 MOTHER MCAULEY HIGH SCHOOL	C
51	00100487	10,936.74	01/18/18	87466 UTAH SCHOOL BOARDS ASSO.	C
51	00100488	499.00	01/18/18	91891 UTAH VALLEY CHAMBER COMMERCE	C
51	00100489	600.00	01/18/18	48364 LIFETOUCH PUBLISHING, INC.	C
51	00100490	77.92	01/18/18	82491 SWIRE COCA-COLA USA	C
51	00100491	191.30	01/18/18	74683 SCHOLASTIC INC	C
51	00100491	-191.30	01/29/18	74683 SCHOLASTIC INC	CV
51	00100492	311.60	01/18/18	60359 NORTH EASTERN SERVICES	C
51	00100493	90.00	01/18/18	9750 AMERICA'S BATTLE OF THE BOOKS	C
51	00100494	843.49	01/18/18	71632 RICOH USA, INC	C
51	00100495	208.80	01/18/18	71632 RICOH USA, INC	C

A/P Summary Check Register

FPREG01A

Bank	Check No	Amount	Date	Vendor	Type
51	00100496	196.88	01/18/18	999996 ALISON PICKENS	C
51	00100497	80.25	01/18/18	999996 AMBER MACFARLANE	C
51	00100498	166.39	01/18/18	999996 ASA NIELSON	C
51	00100499	86.67	01/18/18	999996 ASHLEY VANCE	C
51	00100500	235.94	01/18/18	999996 BECKY WHITE	C
51	00100501	34.51	01/18/18	999996 BOBBIE SUE NEWBURY	C
51	00100502	433.24	01/18/18	999996 CAROL KASKEL	C
51	00100503	77.04	01/18/18	999996 DAVID O'VERY	C
51	00100504	41.89	01/18/18	999996 ERIC WILKES	C
51	00100505	182.44	01/18/18	999996 GARY GIBB	C
51	00100506	375.04	01/18/18	999996 JANE LINDHOUT	C
51	00100507	508.62	01/18/18	999996 JAROM BECAR	C
51	00100508	392.69	01/18/18	999996 JAY ANDERSON	C
51	00100509	92.02	01/18/18	999996 JOE PORTER	C
51	00100510	119.31	01/18/18	999996 KATHY VERNON	C
51	00100511	138.57	01/18/18	999996 KEITH CONLEY	C
51	00100512	277.13	01/18/18	999996 KEVIN HENSHAW	C
51	00100513	25.04	01/18/18	999996 KIRSTIN HOYT	C
51	00100514	132.15	01/18/18	999996 KRISTY JOHNSON	C
51	00100515	61.53	01/18/18	999996 MALLORY VANDEN BRINK	C
51	00100516	12.31	01/18/18	999996 MARIA BOLIVAR	C
51	00100517	10.27	01/18/18	999996 MATTHEW GUINN	C
51	00100518	374.50	01/18/18	999996 MELISSA MENDENHALL	C
51	00100519	264.83	01/18/18	999996 MICHAEL BEARDEN	C
51	00100520	138.63	01/18/18	999996 NANCY BROWN	C
51	00100521	196.45	01/18/18	999996 NATALIE MACK	C
51	00100522	4.28	01/18/18	999996 NATALIE PEARSON	C
51	00100523	8.35	01/18/18	999996 NATE REESE	C
51	00100524	221.81	01/18/18	999996 NATHAN POPE	C
51	00100525	122.52	01/18/18	999996 NEIL WAKEFIELD	C
51	00100526	26.22	01/18/18	999996 PATRICIA PRUSSE	C
51	00100527	282.48	01/18/18	999996 REBECCA COX	C
51	00100528	352.57	01/18/18	999996 REX BRIMHALL	C
51	00100529	260.01	01/18/18	999996 RICK HAMILTON	C
51	00100530	249.85	01/18/18	999996 SARA BASS	C
51	00100531	570.90	01/18/18	999996 SARA HACKEN	C
51	00100532	561.75	01/18/18	999996 SHANE FARNSWORTH	C
51	00100533	46.01	01/18/18	999996 SHANI QUILTER	C
51	00100534	67.95	01/18/18	999996 SHERAL THUESON	C
51	00100535	74.90	01/18/18	999996 SPENCER ROUTSON	C
51	00100536	14.45	01/18/18	999996 STACIE WYATT	C
51	00100537	276.60	01/18/18	999996 STEVEN JACKSON	C
51	00100538	84.21	01/18/18	999996 SYMPHONY WAMBAUGH	C
51	00100539	55.11	01/18/18	999996 TANIA CARRERA	C
51	00100540	32.00	01/18/18	999996 ALYSON PENNINGTON	C
51	00100541	32.00	01/18/18	999996 ARLEEN WATKINS	C
51	00100542	18.38	01/18/18	999996 BILLY LYNCH	C
51	00100543	375.00	01/18/18	999996 DEBORAH M BLAKE	C
51	00100544	32.00	01/18/18	999996 DIANA SIDWELL	C
51	00100545	32.00	01/18/18	999996 ERICA BOWMAN	C
51	00100546	32.00	01/18/18	999996 HEATHER CUMMINGS	C
51	00100547	52.42	01/18/18	999996 HEATHER SMITH	C
51	00100548	32.00	01/18/18	999996 HEIDI LAYTON	C
51	00100549	205.19	01/18/18	999996 JASON HERRUD	C
51	00100550	45.35	01/18/18	999996 JULENE OLSON	C

A/P Summary Check Register

FPREG01A

Bank	Check No	Amount	Date	Vendor	Type
51	00100551	32.00	01/18/18	999996 LISA SMITH	C
51	00100552	15.67	01/18/18	999996 LIU-I FU	C
51	00100553	55.01	01/18/18	999996 MAGGIE WARREN	C
51	00100554	8.03	01/18/18	999996 MIKE HOLMES	C
51	00100555	32.00	01/18/18	999996 NYCOLE WESTCOTT	C
51	00100556	64.99	01/18/18	999996 PENNY BAKER	C
51	00100557	40.00	01/18/18	999996 RACHEL JENSEN	C
51	00100558	46.97	01/18/18	999996 STEPHANIE BAUTISTA	C
51	00100559	94,060.97	01/18/18	69322 DOMINION ENERGY	C
51	00100560	1,425.77	01/18/18	28238 EAGLE MOUNTAIN CITY UTILITIES	C
51	00100561	428.40	01/18/18	60359 NORTH EASTERN SERVICES	C
51	00100562	12,997.02	01/18/18	61689 OREM CITY CORP UTILITIES	C
51	00100563	62,968.37	01/18/18	91081 ROCKY MOUNTAIN POWER	C
51	00100564	17,560.00	01/18/18	28205 DYNARAMA C/O US BANK N.A.	C
51	00100565	2,470.26	01/18/18	56415 MT STATE SCHOOLBOOK DEPOSITORY	C
51	00100566	50.64	01/18/18	82491 SWIRE COCA-COLA USA	C
51	00100567	278.40	01/18/18	71632 RICOH USA, INC	C
51	00100568	194.48	01/18/18	74597 SCHOLASTIC MAGAZINES	C
51	00100569	968.39	01/18/18	33292 FOLLETT SCHOOL SOLUTIONS	C
51	00100570	155.67	01/18/18	22774 COSTCO MEMBERSHIP	C
51	00100571	98.00	01/18/18	4125 VALLEY OFFICE SYSTEMS	C
51	00100572	4,182.45	01/18/18	332 BLUE RIBBON PRODUCTS	C
51	00100573	200.00	01/18/18	78962 SCOTT SORENSEN	C
51	00100574	35.00	01/18/18	85358 TIMEPAYMENT CORP	C
51	00100575	175.00	01/18/18	999996 SARAH DAY	C
51	00100576	10.00	01/18/18	999405 Amanda Buxton	C
51	00100577	10.00	01/18/18	999405 Amy Decker	C
51	00100578	10.00	01/18/18	999405 Callie Gordon	C
51	00100579	20.00	01/18/18	999405 Cathi Menlove	C
51	00100580	12.00	01/18/18	999405 Danielle Ricks	C
51	00100581	10.00	01/18/18	999405 Emily WALBRUCH	C
51	00100582	10.00	01/18/18	999405 Heidi Conover	C
51	00100583	20.00	01/18/18	999405 Lisa Newell	C
51	00100584	10.00	01/18/18	999405 Michelle Jolley	C
51	00100585	10.00	01/18/18	999405 Nesha Thomas	C
51	00100586	10.00	01/18/18	999405 Rebecca Angerhofer	C
51	00100587	15.00	01/18/18	999405 Sally Jensen	C
51	00100588	20.00	01/18/18	999405 Sarah Thomas	C
51	00100589	10.00	01/18/18	999405 Suchada Bazzelle	C
51	00100590	12.50	01/18/18	999494 Amy Fredrickson	C
51	00100591	83.75	01/18/18	999494 Cindy Davis	C
51	00100592	70.75	01/18/18	999494 Cristiane Day	C
51	00100593	20.00	01/18/18	999494 Jennifer King	C
51	00100594	35.00	01/18/18	999494 Jennifer Knowles	C
51	00100595	20.00	01/18/18	999494 Julie Durham	C
51	00100596	12.50	01/18/18	999494 Karol McMullin	C
51	00100597	27.50	01/18/18	999494 Katie Nordstrom	C
51	00100598	14.00	01/18/18	999494 Kimberly James	C
51	00100599	13.00	01/18/18	999494 Marianne Heder	C
51	00100600	30.75	01/18/18	999494 Shannon Williams	C
51	00100601	28.00	01/18/18	999494 Sheraka Kelley	C
51	00100602	36.00	01/18/18	999494 Sherry Kramer	C
51	00100603	20.00	01/18/18	999704 AMY LOCK	C
51	00100604	20.00	01/18/18	999704 Aimee Raymond	C
51	00100605	70.00	01/18/18	999704 Brandie Statham	C

A/P Summary Check Register

FPREG01A

Bank	Check No	Amount	Date	Vendor	Type
51	00100606	27.50	01/18/18	999704 Brittney Pyne	C
51	00100607	15.00	01/18/18	999704 Chalise Smith	C
51	00100608	250.00	01/18/18	999704 Cori Steinbrenner	C
51	00100609	24.00	01/18/18	999704 Denise Buhler	C
51	00100610	20.00	01/18/18	999704 Diane Poulson	C
51	00100611	12.50	01/18/18	999704 Elizabeth Orton	C
51	00100612	53.00	01/18/18	999704 Janet Shumway	C
51	00100613	35.00	01/18/18	999704 Joelle Ressler	C
51	00100614	219.00	01/18/18	999704 Julie Awerkamp	C
51	00100615	18.25	01/18/18	999704 Kara Sherman	C
51	00100616	12.50	01/18/18	999704 Katya Beall	C
51	00100617	20.00	01/18/18	999704 Kristen Corey	C
51	00100618	20.00	01/18/18	999704 Lara Mortensen	C
51	00100619	15.00	01/18/18	999704 Laura Smith	C
51	00100620	35.00	01/18/18	999704 Mark Smith	C
51	00100621	26.00	01/18/18	999704 Mindee Atkinson	C
51	00100622	82.50	01/18/18	999704 Molly Larson	C
51	00100623	17.50	01/18/18	999704 Rebecca Harding	C
51	00100624	116.00	01/18/18	999704 Rebecca Larson	C
51	00100625	12.50	01/18/18	999704 Robert Wernli	C
51	00100626	20.00	01/18/18	999704 Sariah Batt	C
51	00100627	35.00	01/18/18	999704 Shalmarie Bunker	C
51	00100628	20.00	01/18/18	999704 Stacey Waldvogel	C
51	00100629	35.00	01/18/18	999704 Stacy Beck	C
51	00100630	20.00	01/18/18	999704 Vanessa Stika	C
51	00100631	22.50	01/18/18	999704 Whitney Nicholson	C
51	00100632	30.00	01/18/18	999704 William Stratton	C
51	00100633	5.00	01/18/18	999735 EVANS, MAIGEN L	C
51	00100634	183.50	01/18/18	999735 GUTIERREZ, GREGORY K	C
51	00100635	85.00	01/18/18	999735 HANSEN, SHAELYNN	C
51	00100636	71.00	01/18/18	999735 RIDDLE, HALEY R	C
51	00100637	131.00	01/18/18	999735 WILLES, TREVOR P	C
51	00100638	200.00	01/18/18	999739 CAMEAU, DANIEL J	C
51	00100639	27.00	01/18/18	999739 GALLARDO, ANAIS	C
51	00100640	7.50	01/18/18	999739 KINGSFORD, JENNIFER M	C
51	00100641	86.00	01/18/18	999459 BANTA, CALEB E	C
51	00100642	11.00	01/18/18	999459 BECKSTROM, JAXON J	C
51	00100643	11.00	01/18/18	999459 BECKSTROM, WESLEE W	C
51	00100644	71.00	01/18/18	999459 BURKE, MADISON M	C
51	00100645	35.50	01/18/18	999779 CHUDLEIGH, ETHAN B	C
51	00100646	68.50	01/18/18	999779 HOUGAARD, ETHAN D	C
51	00100647	81.75	01/18/18	999779 RAPIER, J CHRISTIAN	C
51	00100648	85.50	01/18/18	999779 ROGERS, SARAH	C
51	00100649	800.00	01/18/18	999785 COX, AUBRIE M	C
51	00100650	78.11	01/18/18	999785 DAVIES, MCKINZIE D	C
51	00100651	17.50	01/18/18	999785 LAW, ANNIE B	C
51	00100652	140.00	01/18/18	999785 LAW, ANNIE:PF	C
51	00100653	12.50	01/18/18	999785 MARTINEZ, RYAN C	C
51	00100654	176.13	01/18/18	999785 RICH, ANDJELA C	C
51	00100655	35.50	01/18/18	999485 DEAL, ANTHONY C	C
51	00100656	84.00	01/18/18	999485 JULANDER, KAITLYN R	C
51	00100657	68.00	01/18/18	999485 MURO, CHRISTIAN	C
51	00100658	44.50	01/18/18	999485 TAGGART, KAITLYN R	C
51	00100659	52.50	01/18/18	999485 TUCKETT, TREYCE L	C
51	00100660	23.39	01/18/18	999786 ADAMS, Alexis	C

A/P Summary Check Register

FPREG01A

Bank	Check No	Amount	Date	Vendor	Type
51	00100661	1.61	01/18/18	999786 ADAMS, Alexis	C
51	00100662	35.00	01/18/18	999786 BINGHAM, RACHEL A	C
51	00100663	25.00	01/18/18	999786 GILES, ZACHERY S	C
51	00100664	32.50	01/18/18	999786 HAM, RACHEL Y	C
51	00100665	30.00	01/18/18	999786 KAUWE, PENINA N	C
51	00100666	15.00	01/18/18	999786 LEE, JAYCEE	C
51	00100667	15.00	01/18/18	999786 SHERANIAN, OLIVIA	C
51	00100668	25.00	01/18/18	999786 THILL, NATHAN A	C
51	00100669	30.00	01/18/18	999786 WITT, SAMANTHA C	C
51	00100670	123.50	01/18/18	999789 BREAU, CHASE R	C
51	00100671	40.00	01/18/18	999789 BRISTOW, KAITLYNN M	C
51	00100672	93.50	01/18/18	999789 COLTRIN, ABRAHAM M	C
51	00100673	76.00	01/18/18	999789 CONDER, HALLE R	C
51	00100674	63.50	01/18/18	999789 CORNABY, KAITLYNN	C
51	00100675	48.50	01/18/18	999789 DOURADO, AMANDA J	C
51	00100676	56.00	01/18/18	999789 DURYEE, JUSTIN M	C
51	00100677	113.50	01/18/18	999789 EGBERT, ANJELIKA R	C
51	00100678	57.50	01/18/18	999789 HOOVER, COLBY W	C
51	00100679	271.00	01/18/18	999789 HUNT, GRAYSON C	C
51	00100680	91.00	01/18/18	999789 KAREN, ZAN R	C
51	00100681	105.00	01/18/18	999789 LEWIS, BRENDON T	C
51	00100682	60.00	01/18/18	999789 MARZAN CRUZ, ARIANA	C
51	00100683	70.00	01/18/18	999789 MATTOS, HARA P	C
51	00100684	78.50	01/18/18	999789 MUNRO, CARSON B	C
51	00100685	55.00	01/18/18	999789 PHILLIPS, JORDAN C	C
51	00100686	60.00	01/18/18	999789 PIERCE, MARIA N	C
51	00100687	50.00	01/18/18	999789 PRICE, EMILY E	C
51	00100688	15.00	01/18/18	999789 RIMER, SETH M	C
51	00100689	54.57	01/18/18	999789 SANCHES, SHEILA M	C
51	00100690	65.00	01/18/18	999789 SILLITO, BRYNNLY A	C
51	00100691	17.00	01/18/18	999789 SMITH, LOGAN M	C
51	00100692	10.00	01/18/18	999789 SOLLARS IV, SAMUEL R	C
51	00100693	40.00	01/18/18	999789 STEPAN, JULIA N	C
51	00100694	27.50	01/18/18	999789 STODDARD, ALYSSA L	C
51	00100695	50.00	01/18/18	999789 SUMNER, SCOTT C	C
51	00100696	41.00	01/18/18	999789 THOMPSON, HOLLY A	C
51	00100697	40.00	01/18/18	999789 TILLS, ASPEN M	C
51	00100698	26.00	01/18/18	999789 WATFORD, SETH	C
51	00100699	56.00	01/18/18	999789 WILLIAMS, RACHEL N	C
51	00100700	10.00	01/18/18	999496 ALLEN, RYAN N	C
51	00100701	12.50	01/18/18	999496 BARON, HOPE	C
51	00100702	28.67	01/18/18	999496 HILMO, MCKAY M	C
51	00100703	40.98	01/18/18	999496 HOWELL, PAYTON B	C
51	00100704	25.54	01/18/18	999496 TELAROLI, SOPHIA K	C
51	00100705	112.50	01/18/18	999782 ADAMS, JEFFREY T	C
51	00100706	93.74	01/18/18	999782 DAVIS, KACEY J	C
51	00100707	75.00	01/18/18	999782 FOERSTER, BRONSON L	C
51	00100708	58.74	01/18/18	999782 HOOLEY, JEREMY P	C
51	00100709	75.00	01/18/18	999782 MULLEN, MATTHEW S	C
51	00100710	93.74	01/18/18	999782 SLAVENS, LEXXI N	C
51	00100711	75.00	01/18/18	999782 VAN REUSEN, AINSLEY R	C
51	00100712	4,891.80	01/18/18	19768 CODALE ELECTRIC SUPPLY INC	C
51	00100713	12.01	01/18/18	33209 FERGUSON ENTERPRISES INC #1001	C
51	00100714	13.91	01/18/18	44725 JOHNSTONE SUPPLY	C
51	00100715	232.80	01/18/18	50929 MARSHALL INDUSTRIES INC	C

A/P Summary Check Register

FPREG01A

Bank	Check No	Amount	Date	Vendor	Type
51	00100716	4,105.00	01/18/18	56610 MOUNTAIN VALLEY TEMP CONTROL	C
51	00100717	110.00	01/18/18	59342 NELSON FIRE SYSTEMS	C
51	00100718	59.11	01/18/18	3960 ALPINE SUPPLY	C
51	00100719	7,614.09	01/18/18	3117 AMERICAN AIR FILTER CO INC	C
51	00100720	255.00	01/18/18	8887 BACKFLOW PREVENTION SUPPLY INC	C
51	00100721	408.00	01/18/18	19768 CODALE ELECTRIC SUPPLY INC	C
51	00100722	688.40	01/18/18	22209 CONTRACTORS HEATING & COOLING SUPPLY	C
51	00100723	1,500.00	01/18/18	31540 EZARC WELDING, INC	C
51	00100724	1,587.50	01/18/18	33209 FERGUSON ENTERPRISES INC #1001	C
51	00100725	46.61	01/18/18	37221 GREAT WESTERN SUPPLY, INC	C
51	00100726	38.72	01/18/18	41246 HUMPHRIES INC	C
51	00100727	25.49	01/18/18	42005 INDUSTRIAL SUPPLY CO	C
51	00100728	50.00	01/18/18	41487 INTERMOUNTAIN WORKMED - OREM	C
51	00100729	720.49	01/18/18	44725 JOHNSTONE SUPPLY	C
51	00100730	56.30	01/18/18	46678 L K L ASSOCIATES	C
51	00100731	891.36	01/18/18	51194 MARK'S PLUMBING PARTS	C
51	00100732	2,306.79	01/18/18	56723 MOUNTAINLAND SUPPLY COMPANY	C
51	00100733	41.93	01/18/18	64739 PETERSON PLUMBING SUPPLY	C
51	00100734	253.37	01/18/18	62382 PPG PORTER PAINT	C
51	00100735	86.25	01/18/18	64880 PROFESSIONAL HEATING & AIR INC	C
51	00100736	519.12	01/18/18	71093 REFRIGERATION SUPPLIES DISTRIBUTOR	C
51	00100737	45.66	01/18/18	72260 ROCKY MOUNTAIN TURF	C
51	00100738	395.84	01/18/18	1457 RPM AUTO PARTS, INC	C
51	00100739	147.33	01/18/18	73104 SBR TECHNOLOGIES	C
51	00100740	187.30	01/18/18	37277 STOTZ EQUIPMENT	C
51	00100741	520.00	01/18/18	89090 UNIVERSAL STUMP GRINDERS LLC	C
51	00100742	34.68	01/18/18	94680 WAXIE SANITARY SUPPLY	C
51	00100743	150.00	01/18/18	310 TREASURE TOWER REWARDS	C
51	00100744	1,442,074.59	01/23/18	88096 U S BANK	C
51	00100745	555.50	01/25/18	4411 ECO CARPET	C
51	00100746	963.80	01/25/18	3175 ELEVATE PROMO	C
51	00100747	29.43	01/25/18	279 SHRED-IT USA, LLC / CINTAS CORP	C
51	00100748	50.00	01/25/18	4415 LIBBY STEVENSON	C
51	00100749	1,197.85	01/25/18	82491 SWIRE COCA-COLA USA	C
51	00100750	5,039.98	01/25/18	87327 TV SPECIALISTS INC	C
51	00100751	3,840.00	01/25/18	3002 UNITED SPIRIT ASSOCIATION	C
51	00100752	67.41	01/25/18	50 BIRRELL - PEPSI	C
51	00100753	192.33	01/25/18	22774 COSTCO MEMBERSHIP	C
51	00100754	1,200.00	01/25/18	1245 PREPS UTAH	C
51	00100755	396.50	01/25/18	34 BACKSTAGE DANCEWEAR	C
51	00100756	1,431.65	01/25/18	1426 IMAGING CONCEPTS, LLC	C
51	00100757	1,415.45	01/25/18	71734 RIDDELL ALL AMERICAN SPORTS CORP	C
51	00100758	24.95	01/25/18	82257 SUPERIOR WATER & AIR INC	C
51	00100759	6,233.20	01/25/18	89083 UNIVERSAL ATHLETICS	C
51	00100760	105.00	01/25/18	87476 USBE - HEALTH/PE CONFERENCE	C
51	00100761	4,468.83	01/25/18	19873 BSN SPORTS	C
51	00100762	175.00	01/25/18	92170 VALCOM	C
51	00100763	1,800.00	01/25/18	2770 ALL POINTS TRAVEL	C
51	00100764	30,375.00	01/25/18	616 WORLDSTRIDES HERITAGE PROFORMANCE PRGMS	C
51	00100765	6,404.73	01/25/18	152 REFPAY TRUST ACCT- BANK OF UTAH	C
51	00100766	48.20	01/25/18	33715 FOWLER SERVICE	C
51	00100767	162.84	01/25/18	1426 IMAGING CONCEPTS, LLC	C
51	00100768	175.00	01/25/18	3122 NICOLE MARRIOTT	C
51	00100769	3,989.00	01/25/18	60340 NORCON INC.	C
51	00100770	75.00	01/25/18	3365 VALDEZ PHOTOGRAPHY	C

A/P Summary Check Register

FPREG01A

Bank	Check No	Amount	Date	Vendor	Type
51	00100771	45.00	01/25/18	9750 AMERICA'S BATTLE OF THE BOOKS	C
51	00100772	351.00	01/25/18	56731 MOVIE LICENSING USA	C
51	00100773	92.00	01/25/18	4239 NASCO EDUCATION LLC	C
51	00100774	47,530.05	01/25/18	45460 KELLY SERVICES INC.	C
51	00100775	550.00	01/25/18	19766 COBALT REFRIGERATION, INC.	C
51	00100776	1,750.00	01/25/18	4426 TRANSPORTATION CHARTER SERVICES INC	C
51	00100777	2,153.69	01/25/18	99281 XEROX CORPORATION	C
51	00100778	212.50	01/25/18	13129 BYU CASHIER'S OFFICE	C
51	00100779	196.25	01/25/18	988 CRAFTWISE	C
51	00100780	150.00	01/25/18	688 MINER MUSIC, D.J.	C
51	00100781	3,751.00	01/25/18	2770 ALL POINTS TRAVEL	C
51	00100782	275.00	01/25/18	8370 AUDIO VISION	C
51	00100783	296.19	01/25/18	19873 BSN SPORTS	C
51	00100784	600.00	01/25/18	61697 OREM CITY CORPORATION	C
51	00100785	192.50	01/25/18	409 SMASH ATHLETICS	C
51	00100786	100.00	01/25/18	90726 UTAH HIGH SCHOOL ACTIVITIES	C
51	00100787	259.00	01/25/18	47325 LE BUS	C
51	00100788	150.00	01/25/18	4400 MANTI HIGH SCHOOL	C
51	00100789	45.00	01/25/18	9750 AMERICA'S BATTLE OF THE BOOKS	C
51	00100790	6,196.64	01/25/18	19873 BSN SPORTS	C
51	00100791	432.00	01/25/18	3496 PAUL DUPAIX	C
51	00100792	858.29	01/25/18	62325 PAXTON PATTERSON	C
51	00100793	1,694.95	01/25/18	63716 PEARSON CUSTOMER SERVICE	C
51	00100794	310.00	01/25/18	3918 PIONEER THEATRE COMPANY	C
51	00100795	3,648.60	01/25/18	4280 STAR VALLEY HUMUS	C
51	00100796	43.00	01/25/18	156 TIMPVIEW HIGH SCHOOL	C
51	00100797	73.59	01/25/18	999996 ANNA MCNEEL	C
51	00100798	60.28	01/25/18	999996 HANNAH WOODEN	C
51	00100799	64.86	01/25/18	999996 KAEI MOODY	C
51	00100800	129.03	01/25/18	999996 LIISA RODEN	C
51	00100801	17.85	01/25/18	999996 MELANIE ARP	C
51	00100802	48.42	01/25/18	999996 SARA PARTRIDGE	C
51	00100803	7.30	01/25/18	999996 JOLENE MILLER	C
51	00100804	2,300.00	01/25/18	28205 DYNARAMA CORPORATION	C
51	00100805	17,295.00	01/25/18	2770 ALL POINTS TRAVEL	C
51	00100806	1,274.28	01/25/18	152 REFPAY TRUST ACCT- BANK OF UTAH	C
51	00100807	150.00	01/25/18	436 BYU, TREASURY SERVICES	C
51	00100808	652.50	01/25/18	1207 C.U.P.L	C
51	00100809	160.00	01/25/18	20101 COLOR CORRECT PHOTO LAB, INC	C
51	00100810	300.00	01/25/18	4436 JOEL RINSEMA	C
51	00100811	600.00	01/25/18	4424 KANTOTEI	C
51	00100812	150.00	01/25/18	2350 MEGHAN ZUNDEL	C
51	00100813	975.00	01/25/18	243 ROCK THE MIC ENTERTAINMENT	C
51	00100814	75.00	01/25/18	4425 SPENCER JENSEN	C
51	00100815	50.00	01/25/18	90726 UTAH HIGH SCHOOL ACTIVITIES	C
51	00100816	250.00	01/25/18	2518 VIEWMONT HIGH SCHOOL	C
51	00100817	20.00	01/25/18	87476 USBE - HEALTH/PE CONFERENCE	C
51	00100818	20.00	01/25/18	87476 USBE - HEALTH/PE CONFERENCE	C
51	00100819	45.00	01/25/18	9750 AMERICA'S BATTLE OF THE BOOKS	C
51	00100820	50.00	01/25/18	999441 JANET HENRIE-FPO PETTY CASH	C
51	00100821	65.00	01/25/18	9830 BEAN MUSEUM/BYU CAMPUS	C
51	00100822	500.00	01/25/18	1191 HANK R SMITH	C
51	00100823	90.00	01/25/18	4027 KBP DESIGNS	C
51	00100824	3,995.00	01/25/18	47617 LEGACY OF LIBERTY	C
51	00100825	177.38	01/25/18	74597 SCHOLASTIC MAGAZINES	C

A/P Summary Check Register

FPREG01A

Bank	Check No	Amount	Date	Vendor	Type
51	00100826	136.17	01/25/18	82491 SWIRE COCA-COLA USA	C
51	00100827	499.00	01/25/18	20990 COMPANION	C
51	00100828	120.00	01/25/18	9750 AMERICA'S BATTLE OF THE BOOKS	C
51	00100829	76.40	01/25/18	50 BIRRELL - PEPSI	C
51	00100830	558.00	01/25/18	33715 FOWLER SERVICE	C
51	00100831	1,171.49	01/25/18	61203 LES OLSON CO	C
51	00100832	654.15	01/25/18	71632 RICOH USA, INC	C
51	00100833	90.00	01/25/18	9750 AMERICA'S BATTLE OF THE BOOKS	C
51	00100834	90.00	01/25/18	9750 AMERICA'S BATTLE OF THE BOOKS	C
51	00100835	200.00	01/25/18	18680 NSD AS AGENT FOR BYU-PSA	C
51	00100836	544.00	01/25/18	33715 FOWLER SERVICE	C
51	00100837	875.00	01/25/18	2525 EXPLORELEARNING	C
51	00100838	446.72	01/25/18	56415 MT STATE SCHOOLBOOK DEPOSITORY	C
51	00100839	85.00	01/25/18	76731 SHOCK INC	C
51	00100840	99.17	01/25/18	56415 MT STATE SCHOOLBOOK DEPOSITORY	C
51	00100841	32.53	01/25/18	999996 AMY TAUFER	C
51	00100842	1,301.28	01/25/18	999996 ANNYA BECERRA	C
51	00100843	299.60	01/25/18	999996 ASHLEY RUSSON	C
51	00100844	298.00	01/25/18	999996 BARBARA HESS	C
51	00100845	7.70	01/25/18	999996 COLIN GILL	C
51	00100846	98.44	01/25/18	999996 DANIELA PORTER	C
51	00100847	499.90	01/25/18	999996 DEBORAH SAWYER	C
51	00100848	190.46	01/25/18	999996 ELAINE TUCKER	C
51	00100849	296.93	01/25/18	999996 ELIZABETH WILSON	C
51	00100850	254.66	01/25/18	999996 GLEN BAILEY	C
51	00100851	48.15	01/25/18	999996 JACOB SIGAFUS	C
51	00100852	522.70	01/25/18	999996 JAN COOK	C
51	00100853	261.62	01/25/18	999996 JARED HUFF	C
51	00100854	68.48	01/25/18	999996 JASON SUNDBERG	C
51	00100855	117.17	01/25/18	999996 JEFF SPALDING	C
51	00100856	220.42	01/25/18	999996 JOHN PATTEN	C
51	00100857	285.05	01/25/18	999996 JULIE BRYNER	C
51	00100858	323.68	01/25/18	999996 JULIE HINES	C
51	00100859	47.62	01/25/18	999996 KAREN FENDT	C
51	00100860	108.07	01/25/18	999996 KATELYN CRUMP	C
51	00100861	897.73	01/25/18	999996 KORI THOMAS	C
51	00100862	387.34	01/25/18	999996 KRISTIN PACKER	C
51	00100863	543.77	01/25/18	999996 LEONORA PALACIOS	C
51	00100864	458.50	01/25/18	999996 LYNN GERRATT	C
51	00100865	332.13	01/25/18	999996 MELANIE HANSEN	C
51	00100866	269.64	01/25/18	999996 MISTY WATTERS	C
51	00100867	169.27	01/25/18	999996 PETE SWIDERSKI	C
51	00100868	159.97	01/25/18	999996 ROBERT W SMITH	C
51	00100869	968.56	01/25/18	999996 RYAN BURKE	C
51	00100870	211.86	01/25/18	999996 SEAN GALLACHER	C
51	00100871	284.62	01/25/18	999996 STEVEN SMITH	C
51	00100872	85.60	01/25/18	999996 TIM ZITO	C
51	00100873	557.90	01/25/18	999996 VERONICA PALACIOS	C
51	00100874	461.71	01/25/18	999996 VICTOR LARSEN	C
51	00100875	123.32	01/25/18	999996 ALI HAMMER	C
51	00100876	15.00	01/25/18	999996 AMY LOERTSCHER	C
51	00100877	474.29	01/25/18	999996 BRET GOODWIN	C
51	00100878	37.96	01/25/18	999996 BROOKE DAVIES	C
51	00100879	71.32	01/25/18	999996 BUCKY HOLMSTEAD	C
51	00100880	270.00	01/25/18	999996 CASSIE ANDERSON	C

A/P Summary Check Register

FPREG01A

Bank	Check No	Amount	Date	Vendor	Type
51	00100881	18.72	01/25/18	999996 CHEN YAO	C
51	00100882	109.48	01/25/18	999996 D'ON LEE	C
51	00100883	250.00	01/25/18	999996 DONNA HALLIDAY	C
51	00100884	42.03	01/25/18	999996 ERIN NELSON	C
51	00100885	8.16	01/25/18	999996 JAMIE KNIGHT	C
51	00100886	10.00	01/25/18	999996 JANETTE SWAIN	C
51	00100887	18.59	01/25/18	999996 KAREN RAPIER	C
51	00100888	65.00	01/25/18	999996 LEXI GONZALEZ	C
51	00100889	62.18	01/25/18	999996 LISA GOVERS	C
51	00100890	26.23	01/25/18	999996 MIRIAM MONSON	C
51	00100891	106.92	01/25/18	999996 SHERIE MCDANIEL	C
51	00100892	11.97	01/25/18	999996 SHIRLEY STEVENSON	C
51	00100893	36.89	01/25/18	999996 STAYTON BARNES	C
51	00100894	105.03	01/25/18	999996 TALESE BAXTER	C
51	00100895	47.84	01/25/18	999996 TAUNIA SLOAT	C
51	00100896	63,973.01	01/25/18	69322 DOMINION ENERGY	C
51	00100897	593.81	01/25/18	61689 OREM CITY CORP UTILITIES	C
51	00100898	133,722.13	01/25/18	91081 ROCKY MOUNTAIN POWER	C
51	00100899	200.00	01/25/18	4430 THE SOCIETY FOR THE PRESERVATION OF AMER	C
51	00100900	981.25	01/25/18	4125 VALLEY OFFICE SYSTEMS	C
51	00100901	6,056.50	01/25/18	717 PTA - CASCADE	C
51	00100902	907.50	01/25/18	74683 SCHOLASTIC INC	C
51	00100903	140.40	01/25/18	71632 RICOH USA, INC	C
51	00100904	96.60	01/25/18	66447 POLL SOUND	C
51	00100905	500.00	01/25/18	2456 HEATHER GRAY	C
51	00100906	146.09	01/25/18	1426 IMAGING CONCEPTS, LLC	C
51	00100907	95.00	01/25/18	610 UHSBCA	C
51	00100908	241.90	01/25/18	87912 UNITED SITE SERVICES	C
51	00100909	850.00	01/25/18	749 UTAH COLOR GUARD CIRCUIT	C
51	00100910	390.00	01/25/18	146 UTAH FCCLA	C
51	00100911	995.00	01/25/18	30905 EMPLOYER ADVOCATES LLC	C
51	00100912	100.00	01/25/18	67570 PRICE RIVER WATER USERS ASSN.	C
51	00100913	2,063.75	01/25/18	4349 PROCARE THERAPY INC	C
51	00100914	1,787.50	01/25/18	4349 PROCARE THERAPY INC	C
51	00100915	21,695.44	01/25/18	91598 UTAH STATE TAX COMMISSION	C
51	00100916	2,616.25	01/25/18	38891 HARMONY HOME HEALTH SERVICES, LLC	C
51	00100917	476.44	01/25/18	51623 MAXIM HEALTHCARE	C
51	00100918	2,193.75	01/25/18	4349 PROCARE THERAPY INC	C
51	00100919	9,239.00	01/25/18	4420 AOTA CONFERENCE/EVENTS	C
51	00100920	182.00	01/25/18	96260 WESTONE LABORATORIES	C
51	00100921	313.51	01/25/18	5432 ALSCO	C
51	00100922	1,141.36	01/25/18	9672 BATTERY SYSTEMS INC	C
51	00100923	1,454.11	01/25/18	10639 BEST DEAL SPRING, INC	C
51	00100924	9,111.77	01/25/18	13609 BRYSON SALES & SERVICE INC	C
51	00100925	315.28	01/25/18	1994 CHALK'S TRUCK PARTS, INC	C
51	00100926	2,072.50	01/25/18	17591 CHEMSTATION OF UTAH	C
51	00100927	789.66	01/25/18	23910 CRUS OIL	C
51	00100928	3,640.04	01/25/18	24010 CUMMINS ROCKY MOUNTAIN LLC	C
51	00100929	3,061.73	01/25/18	32257 FASTENAL	C
51	00100930	2,704.12	01/25/18	35072 GATEKEEPER SYSTEMS, INC	C
51	00100931	1,027.68	01/25/18	43708 INTERSTATE BILLING SERV INC	C
51	00100932	20,010.49	01/25/18	43708 INTERSTATE BILLING SERV INC	C
51	00100933	1,813.72	01/25/18	43950 JACK'S TIRE & OIL	C
51	00100934	636.25	01/25/18	26 JACKSON GROUP PETERBILT	C
51	00100935	1,291.40	01/25/18	4251 QUALITY TIRE COMPANY	C

A/P Summary Check Register

FPREG01A

Bank	Check No	Amount	Date	Vendor	Type
51	00100936	147.95	01/25/18	4251 QUALITY TIRE COMPANY	C
51	00100937	976.01	01/25/18	76058 SEMI SERVICE INC	C
51	00100938	1,074.56	01/25/18	79083 SOUTHWEST LIFT & EQUIPMENT INC	C
51	00100939	59,963.09	01/25/18	84948 THOMAS PETROLEUM	C
51	00100940	101,128.28	01/25/18	52474 MEADOW GOLD DAIRIES	C
51	00100941	140,606.85	01/25/18	82500 SYSCO INTERMOUNTAIN FOOD SERV	C
51	00100942	2,043.00	01/25/18	44967 JOSTENS, INC (GRADUATION SUPPLIES)	C
51	00100943	3,044.89	01/25/18	1924 MUIR COPPER CANYON	C
51	00100944	225.00	01/25/18	999996 ALISA HART	C
51	00100945	225.00	01/25/18	999996 BARRY BECKSTRAND	C
51	00100946	225.00	01/25/18	999996 BRIAN JOLLEY	C
51	00100947	132.00	01/25/18	999996 JOHN HAMILTON	C
51	00100948	225.00	01/25/18	999996 JOHN SHELTON	C
51	00100949	225.00	01/25/18	999996 KEITH CONLEY	C
51	00100950	225.00	01/25/18	999996 LANI SITAKE	C
51	00100951	225.00	01/25/18	999996 LINDA ANDERSON	C
51	00100952	274.00	01/25/18	999996 MARK CLINTON	C
51	00100953	225.00	01/25/18	999996 MATTHEW KILLPACK	C
51	00100954	225.00	01/25/18	999996 MELANIE NIELSON	C
51	00100955	225.00	01/25/18	999996 MIKE LARSON	C
51	00100956	225.00	01/25/18	999996 RYAN WELLS	C
51	00100957	225.00	01/25/18	999996 SHAWN BROOKS	C
51	00100958	141.00	01/25/18	999996 TIM PEAD	C
51	00100959	92.00	01/25/18	999996 TREVOR MANNING	C
51	00100960	225.00	01/25/18	999996 VICKI CARTER	C
51	00100961	3,120.00	01/25/18	19768 CODALE ELECTRIC SUPPLY INC	C
51	00100962	2,881.30	01/25/18	25571 DGS EDUCATIONAL PRODUCTS	C
51	00100963	1,522.28	01/25/18	41441 HYLON-KOBURN CHEMICALS INC	C
51	00100964	456.00	01/25/18	74977 SCHOOL SPECIALTY	C
51	00100965	1,087.54	01/25/18	80060 STANDARD STATIONERY	C
51	00100966	280.41	01/25/18	61203 LES OLSON CO	C
51	00100967	1,424.50	01/25/18	1209 WORKFORCEQA, LLC	C
51	00100968	138.00	01/25/18	56610 MOUNTAIN VALLEY TEMP CONTROL	C
51	00100969	1,800.00	01/25/18	77300 SIRIUS COMPUTER SOLUTIONS, INC	C
51	00100970	16,769.18	01/25/18	92170 VALCOM	C
51	00100971	6,332.40	01/25/18	1924 MUIR COPPER CANYON	C
51	00100972	134.00	01/25/18	999996 AMY MINER	C
51	00100973	134.00	01/25/18	999996 BRADLEY DAVIES	C
51	00100974	134.00	01/25/18	999996 CARL STUBBS	C
51	00100975	134.00	01/25/18	999996 DANIEL GRIFFEY	C
51	00100976	134.00	01/25/18	999996 DARREN DRAPER	C
51	00100977	134.00	01/25/18	999996 DARRIN JOHNSON	C
51	00100978	134.00	01/25/18	999996 ELIZABETH WILSON	C
51	00100979	134.00	01/25/18	999996 JOEL MILLER	C
51	00100980	134.00	01/25/18	999996 JOSEPH BACKMAN	C
51	00100981	134.00	01/25/18	999996 KYLE HOOPES	C
51	00100982	134.00	01/25/18	999996 MARK PEW	C
51	00100983	134.00	01/25/18	999996 MICHELLE STEPHENSON	C
51	00100984	134.00	01/25/18	999996 PAUL FINLAYSON	C
51	00100985	134.00	01/25/18	999996 PAULA TUCKER	C
51	00100986	134.00	01/25/18	999996 PETER SWIDERSKI	C
51	00100987	134.00	01/25/18	999996 RYAN WELLS	C
51	00100988	134.00	01/25/18	999996 VICKI CARTER	C
51	00100989	134.00	01/25/18	999996 VICKI SMITH	C
51	00100990	175.00	01/25/18	87476 USBE - HEALTH/PE CONFERENCE	C

A/P Summary Check Register

FPREG01A

Bank	Check No	Amount	Date	Vendor	Type
51	00100991	826.92	01/25/18	19766 COBALT REFRIGERATION, INC.	C
51	00100992	3,000.00	01/25/18	4805 AMERICAN FORK CITY	C
51	00100993	13,345.92	01/25/18	25660 DELTA EDUCATION	C
51	00100994	503.13	01/25/18	3117 AMERICAN AIR FILTER CO INC	C
51	00100995	18.21	01/25/18	18217 BELL JANITORIAL SUPPLY,LC	C
51	00100996	76.89	01/25/18	11282 BISCO	C
51	00100997	2,658.01	01/25/18	19768 CODALE ELECTRIC SUPPLY INC	C
51	00100998	6.00	01/25/18	21820 CONSOLIDATED ELECTRICAL DIST	C
51	00100999	2,440.39	01/25/18	22209 CONTRACTORS HEATING & COOLING SUPPLY	C
51	00101000	154.00	01/25/18	22203 CONTROL EQUIPMENT CO	C
51	00101001	20.00	01/25/18	27921 DCD TRANSFER	C
51	00101002	8.71	01/25/18	30601 ELECTRICAL WHOLESALE SUPPLY	C
51	00101003	165.10	01/25/18	31480 EVCO HOUSE OF HOSE	C
51	00101004	59.53	01/25/18	32257 FASTENAL	C
51	00101005	1,285.71	01/25/18	33209 FERGUSON ENTERPRISES INC #1001	C
51	00101006	21.60	01/25/18	35564 GENEVA ROCK PRODUCTS	C
51	00101007	371.16	01/25/18	36895 GRAINGER	C
51	00101008	42.32	01/25/18	37073 GRAYBAR ELECTRIC CO INC	C
51	00101009	982.39	01/25/18	37221 GREAT WESTERN SUPPLY, INC	C
51	00101010	184.00	01/25/18	37475 GRITTON AND ASSOCIATES, INC	C
51	00101011	21.08	01/25/18	41246 HUMPHRIES INC	C
51	00101012	325.00	01/25/18	41441 HYLON-KOBURN CHEMICALS INC	C
51	00101013	84.99	01/25/18	43069 INTERMOUNTAIN FARMERS	C
51	00101014	48.00	01/25/18	41487 INTERMOUNTAIN WORKMED - OREM	C
51	00101015	350.18	01/25/18	43839 INTERWEST SAFETY SUPPLY INC	C
51	00101016	64.86	01/25/18	43950 JACK'S TIRE & OIL	C
51	00101017	286.96	01/25/18	2210 JAMES MARSDEN	C
51	00101018	3,502.48	01/25/18	44725 JOHNSTONE SUPPLY	C
51	00101019	146.55	01/25/18	45080 KAMAN INDUSTRIAL TECHNOLOGIES	C
51	00101020	70.00	01/25/18	46678 L K L ASSOCIATES	C
51	00101021	170.00	01/25/18	46748 LABOR COMMISSION	C
51	00101022	414.00	01/25/18	49112 LONG BUILDING TECHNOLOGIES	C
51	00101023	515.00	01/25/18	50929 MARSHALL INDUSTRIES INC	C
51	00101024	555.41	01/25/18	53949 MHI SERVICE INC	C
51	00101025	507.52	01/25/18	56723 MOUNTAINLAND SUPPLY COMPANY	C
51	00101026	1,698.25	01/25/18	65803 PDM STEEL	C
51	00101027	342.63	01/25/18	63856 PECK ROCK & PRODUCTS	C
51	00101028	33.92	01/25/18	64739 PETERSON PLUMBING SUPPLY	C
51	00101029	350.00	01/25/18	3644 PHIL'S FINE FLOORING	C
51	00101030	857.06	01/25/18	62382 PPG PORTER PAINT	C
51	00101031	1,592.08	01/25/18	71093 REFRIGERATION SUPPLIES DISTRIBUTOR	C
51	00101032	433.58	01/25/18	72260 ROCKY MOUNTAIN TURF	C
51	00101033	128.21	01/25/18	1457 RPM AUTO PARTS, INC	C
51	00101034	1,558.80	01/25/18	80289 STATE FIRE SALES & SERVICE	C
51	00101035	107.54	01/25/18	84948 THOMAS PETROLEUM	C
51	00101036	4,940.00	01/25/18	84875 THOMPSON LOGGING INC	C
51	00101037	198.20	01/25/18	86186 TRANE PARTS CENTER	C
51	00101038	1,520.00	01/25/18	89090 UNIVERSAL STUMP GRINDERS LLC	C
51	00101039	150.00	01/25/18	90167 UTAH BUREAU OF CRIMINAL ID	C
51	00101040	1,885.00	01/25/18	90343 UTAH/YAMAS CONTROLS INC	C
51	00101041	1,099.02	01/25/18	791 VALLEY GLASS COMPANY	C
51	00101042	1,582.29	01/25/18	93252 VINYL INDUSTRIES LLC	C
51	00101043	101.64	01/25/18	94680 WAXIE SANITARY SUPPLY	C
51	00101044	660.45	01/25/18	96594 WHEELER MACHINERY COMPANY	C
51	00101045	169.54	01/25/18	99051 WURTH LOUIS AND COMPANY	C

A/P Summary Check Register

FPREG01A

Bank	Check No	Amount	Date	Vendor	Type
51	00101046	2,116.00	01/25/18	21456 CONNECTIONS EDUCATION, INC	C
51	00101047	2,312.68	01/25/18	2765 ALL PHASE ELECTRICAL, INC	C
51	00101048	3,574.90	01/25/18	18217 BELL JANITORIAL SUPPLY,LC	C
51	00101049	3,066.53	01/25/18	12601 BRADY INDUSTRIES INC	C
51	00101050	4,200.00	01/25/18	3595 CMT ENGINEERING LABORATORIES	C
51	00101051	11,298.00	01/25/18	4193 CURTIS MINER ARCHITECTURE	C
51	00101052	4,207.24	01/25/18	28234 EARTHTEC ENGINEERING	C
51	00101053	67,194.25	01/25/18	31340 EVANS GRADER & PAVING INC	C
51	00101054	3,894,058.12	01/25/18	40442 HOGAN & ASSOCIATES CONSTRUCTION, INC	C
51	00101055	27,500.00	01/25/18	97050 J WILCOX SALES CO	C
51	00101056	157,016.46	01/25/18	45565 KENDRICK BROS ROOFING INC	C
51	00101057	9,835.72	01/25/18	50505 KEVIN MADSON & ASSOCIATES, INC	C
51	00101058	53,877.00	01/25/18	50929 MARSHALL INDUSTRIES INC	C
51	00101059	37,805.00	01/25/18	68689 MERIDIAN ENGINEERING, INC	C
51	00101060	20,000.00	01/25/18	56610 MOUNTAIN VALLEY TEMP CONTROL	C
51	00101061	3,988.60	01/25/18	59342 NELSON FIRE SYSTEMS	C
51	00101062	32,034.50	01/25/18	3644 PHIL'S FINE FLOORING	C
51	00101063	14,445.33	01/25/18	93252 VINYL INDUSTRIES LLC	C
51	00101064	2,538,615.65	01/25/18	96243 WESTLAND CONSTRUCTION	C
51	00101065	747.00	01/25/18	41060 HP INC	C
51	00101066	32,494.00	01/25/18	92170 VALCOM	C
51	00101067	195.00	01/25/18	1053 UPEHRA	C
51	00101068	799.50	01/25/18	277 MARVELLOUS CATERING LLC	C
51	00101069	1,820.00	01/25/18	38891 HARMONY HOME HEALTH SERVICES, LLC	C
51	00101070	132.00	01/25/18	52 1ST MONEY CHOICE	C
51	00101071	324.57	01/25/18	5069 AMERICAN FORK PHYSICAL THERAPY	C
51	00101072	316.06	01/25/18	9390 BARNES FINANCIAL SERVICES	C
51	00101073	686.41	01/25/18	11909 BONNEVILLE BILLING & COLLECTIN	C
51	00101074	519.07	01/25/18	3339 BOX ELDER PROPERTIES LTD PARTNERSHIP	C
51	00101075	129.00	01/25/18	3395 CALIFORNIA STATE DISBURSEMENT UNIT	C
51	00101076	477.40	01/25/18	15125 CAPITAL ONE BANK	C
51	00101077	719.84	01/25/18	4302 CAVALRY INVESTMENTS LLC	C
51	00101078	6,812.77	01/25/18	17893 CHILD SUPPORT SERVICES OFFICE OF RECOVER	C
51	00101079	436.07	01/25/18	390 CONSTANTINO LAW OFFICE, P.C.	C
51	00101080	464.31	01/25/18	28665 ECMC	C
51	00101081	153.95	01/25/18	31525 EXPRESS RECOVERY SERVICES INC	C
51	00101082	729.59	01/25/18	54196 MIDLAND FUNDING LLC	C
51	00101083	1,122.61	01/25/18	56374 MOUNTAIN LAND COLLECTIONS INC	C
51	00101084	540.00	01/25/18	3391 OFFICE OF THE ATTORNEY GENERAL	C
51	00101085	766.71	01/25/18	62451 OUTSOURCE RECEIVABLES MGMT	C
51	00101086	1,085.27	01/25/18	85942 TOSH, INC DBA CHECK CITY	C
51	00101087	10.29	01/25/18	90719 UHEAA	C
51	00101088	1,247.38	01/25/18	87462 US DEPARTMENT OF EDUCATION	C
51	00101089	570.64	01/25/18	91603 UTAH STATE TAX COMMISSION	C
51	00101090	3,750.00	01/25/18	31344 EVANS HAIR STYLING COLLEGE	C
51	00101091	16,875.00	01/25/18	33500 FORUM ACCADEMIA	C
51	00101092	6,000.00	01/25/18	50548 MANDALYN ACADEMY	C
51	00101093	14.93	01/25/18	56723 MOUNTAINLAND SUPPLY COMPANY	C
51	00101094	2,802.51	01/25/18	82084 SUNROC BUILDING MATERIALS	C
51	00101095	7,333.45	01/25/18	76058 SEMI SERVICE INC	C
51	00101096	8,997.45	01/25/18	84000 TENNEY'S PIZZA	C
51	00101097	9,809.25	01/25/18	84000 TENNEY'S PIZZA	C
51	00101098	36.00	01/25/18	999996 AMMIE HOWARD	C
51	00101099	8.00	01/25/18	999996 DEBBIE CRAM	C
51	00101100	96.00	01/25/18	999996 LARRY SIRKEL	C

A/P Summary Check Register

FPREG01A

Bank	Check No	Amount	Date	Vendor	Type
51	00101101	5.01	01/25/18	999996 LAURIE PATTERSON	C
51	00101102	525.46	01/25/18	999996 LYNN ANDERSON	C
51	00101103	178.00	01/25/18	999996 PETER GLAHN	C
51	00101104	92.00	01/25/18	999996 RANDY MOTT	C
51	00101105	343.93	01/25/18	1018 DIANE HEPTING	C
51	00101106	4,062.50	01/25/18	1337 DST, INC	C
51	00101107	4,112.50	01/25/18	47325 LE BUS	C
51	00101108	317.50	01/25/18	90726 UTAH HIGH SCHOOL ACTIVITIES	C
51	00101109	750.00	01/25/18	168 ZOEY WHITE	C
51	00101110	29.52	01/25/18	82491 SWIRE COCA-COLA USA	C
51	00101111	90.00	01/25/18	9750 AMERICA'S BATTLE OF THE BOOKS	C
51	00101112	90.00	01/25/18	9750 AMERICA'S BATTLE OF THE BOOKS	C
51	00101113	250.00	01/25/18	1539 BYU - PHYSICS DEPT	C
51	00101114	15.00	01/25/18	999494 Charles Pritchett	C
51	00101115	16.00	01/25/18	999494 Dan Welch	C
51	00101116	40.00	01/25/18	999494 Jennifer Terry	C
51	00101117	37.00	01/25/18	999494 Karen Pflugger	C
51	00101118	45.00	01/25/18	999494 Karen Whitmer	C
51	00101119	30.00	01/25/18	999494 Mican Mason	C
51	00101120	17.50	01/25/18	999494 Mindi Burrows	C
51	00101121	15.00	01/25/18	999494 Ray Wunder	C
51	00101122	75.00	01/25/18	999405 Jamee Bennett	C
51	00101123	12.42	01/25/18	999405 Jennifer Harris	C
51	00101124	87.50	01/25/18	999704 Amber Beck	C
51	00101125	96.00	01/25/18	999704 Anna Bartlett-Hooley	C
51	00101126	25.00	01/25/18	999704 April Smith	C
51	00101127	25.00	01/25/18	999704 Ashley Walker	C
51	00101128	52.50	01/25/18	999704 Brian McHale	C
51	00101129	92.50	01/25/18	999704 Bridget Verhaaren	C
51	00101130	20.00	01/25/18	999704 Bryant ARMSTRONG	C
51	00101131	32.50	01/25/18	999704 Carol Rawson	C
51	00101132	20.00	01/25/18	999704 Corey Cluff	C
51	00101133	20.00	01/25/18	999704 Craig Jensen	C
51	00101134	40.00	01/25/18	999704 DIANE LANEY	C
51	00101135	35.00	01/25/18	999704 Heather Nuckles	C
51	00101136	113.50	01/25/18	999704 Jamee Bennett	C
51	00101137	78.50	01/25/18	999704 Janet Delahoyde	C
51	00101138	20.00	01/25/18	999704 Jessica Olsen	C
51	00101139	10.00	01/25/18	999704 Julie Shepherd	C
51	00101140	20.00	01/25/18	999704 June Powers	C
51	00101141	40.00	01/25/18	999704 Kathryn Crowther	C
51	00101142	25.00	01/25/18	999704 Kelli RITTER	C
51	00101143	25.00	01/25/18	999704 Kimberly Jackson	C
51	00101144	15.00	01/25/18	999704 Maria Razo	C
51	00101145	108.50	01/25/18	999704 Mary Harrison	C
51	00101146	71.00	01/25/18	999704 Mary Johnson	C
51	00101147	100.00	01/25/18	999704 Michelle Felty	C
51	00101148	17.50	01/25/18	999704 Rebecca Swindle	C
51	00101149	25.00	01/25/18	999704 Rebecca VanderBeek	C
51	00101150	28.76	01/25/18	999417 CASHWELL, KYLIE E	C
51	00101151	15.26	01/25/18	999417 CHEADLE, ABIGAIL P	C
51	00101152	96.86	01/25/18	999417 DEAN, AUSTIN M	C
51	00101153	17.00	01/25/18	999417 DEGELBECK, RUGER M	C
51	00101154	46.18	01/25/18	999417 GODINEZ, JANET R	C
51	00101155	47.72	01/25/18	999417 NIELSEN, JAXTON V	C

A/P Summary Check Register

FPREG01A

Bank	Check No	Amount	Date	Vendor	Type
51	00101156	39.08	01/25/18	999417 NIELSEN, MCKENZIE J	C
51	00101157	103.43	01/25/18	999417 TSOSIE, CHAZZIDY E	C
51	00101158	44.49	01/25/18	999417 WILLIAMS, MARISSA D	C
51	00101159	15.00	01/25/18	999735 ALLDRIDGE, SKYLI A	C
51	00101160	5.00	01/25/18	999735 ALLEN, JACOB C	C
51	00101161	200.00	01/25/18	999735 ALLEN, KACEY D	C
51	00101162	7.50	01/25/18	999735 ALVAREZ, MATTHEW J	C
51	00101163	15.00	01/25/18	999735 ARMSTRONG, CHRISTOPHER B	C
51	00101164	5.00	01/25/18	999735 ARNOLD, TREVIN D	C
51	00101165	10.00	01/25/18	999735 BAIR, KAITLYN L	C
51	00101166	2.50	01/25/18	999735 BARNETT, KARLI J	C
51	00101167	20.00	01/25/18	999735 BEECHER, ALYSON	C
51	00101168	56.21	01/25/18	999735 BERG, ROSSUM E	C
51	00101169	10.00	01/25/18	999735 BLACKETT, BRIDGER T	C
51	00101170	85.00	01/25/18	999735 BLISS, CONNOR B	C
51	00101171	15.00	01/25/18	999735 BRADY, NATASHA R	C
51	00101172	20.00	01/25/18	999735 BRECKENRIDGE, KABE A	C
51	00101173	15.00	01/25/18	999735 BROADHEAD, CELESTE	C
51	00101174	20.00	01/25/18	999735 BROWN, BROOKLYN C	C
51	00101175	10.00	01/25/18	999735 BUCHANAN, KALLIE	C
51	00101176	20.00	01/25/18	999735 BURTON, JAYON D	C
51	00101177	15.00	01/25/18	999735 CARPER, AUBREY A	C
51	00101178	5.00	01/25/18	999735 CARTER, BRIGITTE L	C
51	00101179	7.50	01/25/18	999735 CERRITENO, LUIS I	C
51	00101180	25.00	01/25/18	999735 CHRISTENSEN, SAMANTHA M	C
51	00101181	15.00	01/25/18	999735 CHRISTIANSEN, SARAH E	C
51	00101182	750.00	01/25/18	999735 CLARK, SYDNIE K	C
51	00101183	5.00	01/25/18	999735 COVINGTON, RIKKI J	C
51	00101184	10.00	01/25/18	999735 COX, ASHLYNN F	C
51	00101185	5.00	01/25/18	999735 CRYE, SHAUNI R	C
51	00101186	10.00	01/25/18	999735 DA SILVA, EDUARDA M	C
51	00101187	70.00	01/25/18	999735 DICKSON, HANNAH L	C
51	00101188	90.00	01/25/18	999735 DONALSON, MCKENZIE	C
51	00101189	5.00	01/25/18	999735 DOYLE, KEEGAN H	C
51	00101190	7.50	01/25/18	999735 DRAPER, TAIT J	C
51	00101191	15.00	01/25/18	999735 DUFIELD, ASHLEY M	C
51	00101192	10.00	01/25/18	999735 EARL, ASHLEE S	C
51	00101193	10.00	01/25/18	999735 ELDREDGE, CHARLY L	C
51	00101194	27.50	01/25/18	999735 EVANS, ZACHARY	C
51	00101195	10.00	01/25/18	999735 GALVAN, EMILY A	C
51	00101196	40.00	01/25/18	999735 GARDNER, DAMION L	C
51	00101197	5.00	01/25/18	999735 GOUDSWAARD, COLLIN S	C
51	00101198	7.50	01/25/18	999735 GRAHAM, JACOB C	C
51	00101199	10.00	01/25/18	999735 HANSEN, CALEB M	C
51	00101200	15.00	01/25/18	999735 HANYON, BAILEY C	C
51	00101201	7.50	01/25/18	999735 HARDY, CHYLOH J	C
51	00101202	48.50	01/25/18	999735 HARDY, TYLER	C
51	00101203	5.00	01/25/18	999735 HARDY, TYLER W	C
51	00101204	5.00	01/25/18	999735 HARMSTON, LINCOLN M	C
51	00101205	45.00	01/25/18	999735 HARWARD, JARED J	C
51	00101206	10.00	01/25/18	999735 HATCH, COLTON D	C
51	00101207	5.00	01/25/18	999735 HAWKINS, PAYTON M	C
51	00101208	95.00	01/25/18	999735 HAWS, LUCY K	C
51	00101209	95.00	01/25/18	999735 HEIMULI, MALONI	C
51	00101210	5.00	01/25/18	999735 HEIMULI, NANASI L	C

A/P Summary Check Register

FPREG01A

Bank	Check No	Amount	Date	Vendor	Type
51	00101211	15.00	01/25/18	999735 HENDRICKS, MAKADE W	C
51	00101212	145.00	01/25/18	999735 HIGBEE, ASHLEIGH NIC S	C
51	00101213	7.50	01/25/18	999735 HOLLAND, MEGAN M	C
51	00101214	17.50	01/25/18	999735 HUNT, GRAYSON C	C
51	00101215	15.00	01/25/18	999735 HYDE, DAVID P	C
51	00101216	25.00	01/25/18	999735 IACONA, KENDYL M	C
51	00101217	25.00	01/25/18	999735 INGERSOLL, GRANT C	C
51	00101218	7.50	01/25/18	999735 IRWIN, HALEY E	C
51	00101219	20.00	01/25/18	999735 JACHMANN, CHRISTINA E	C
51	00101220	10.00	01/25/18	999735 JENSEN, SARIAH M	C
51	00101221	40.00	01/25/18	999735 JOHNSON, JOSIE G	C
51	00101222	10.00	01/25/18	999735 JOHNSON, TYLER L	C
51	00101223	20.00	01/25/18	999735 JONES, ZACHARY	C
51	00101224	7.50	01/25/18	999735 JORGENSON, TALON S	C
51	00101225	45.00	01/25/18	999735 KATSILAS, HANNAH S	C
51	00101226	10.00	01/25/18	999735 KIRKHAM, GAVIN W	C
51	00101227	7.50	01/25/18	999735 KIRKHAM, KATELYN	C
51	00101228	20.00	01/25/18	999735 LARSEN, BRAYDEN J	C
51	00101229	55.00	01/25/18	999735 LARSON, ETHAN J	C
51	00101230	5.00	01/25/18	999735 LIND, ZACHARY G	C
51	00101231	10.00	01/25/18	999735 LOVELESS, KIYAN	C
51	00101232	80.00	01/25/18	999735 MACFARLANE, BROOKE	C
51	00101233	25.00	01/25/18	999735 MADSEN, GRACIE L	C
51	00101234	20.00	01/25/18	999735 MALLORY, ALEAH	C
51	00101235	10.00	01/25/18	999735 MARSHALL, TAYLOR J	C
51	00101236	70.00	01/25/18	999735 MCARTHUR, MADDEX T	C
51	00101237	15.00	01/25/18	999735 MCCUMBER, SAMUEL B	C
51	00101238	40.17	01/25/18	999735 MOGUEL, NESHMA J	C
51	00101239	15.00	01/25/18	999735 MOODY, CHRISTIAN Y	C
51	00101240	2.50	01/25/18	999735 MOODY, JAXON K	C
51	00101241	22.50	01/25/18	999735 MORTIMER, CROSBY D	C
51	00101242	45.00	01/25/18	999735 MOWREY, ALLISSA J	C
51	00101243	15.00	01/25/18	999735 MURDOCK, SHALYCE A	C
51	00101244	30.00	01/25/18	999735 NELSON, SAMUEL D	C
51	00101245	10.00	01/25/18	999735 NELSON, SARAH K	C
51	00101246	15.00	01/25/18	999735 ORTON, PAIGE	C
51	00101247	25.00	01/25/18	999735 OSMOND, MAXIMUS D	C
51	00101248	27.50	01/25/18	999735 PAAS, ISABELLE B	C
51	00101249	55.00	01/25/18	999735 PAULETTE, NICOLE H	C
51	00101250	25.00	01/25/18	999735 PEARSON, COLTON N	C
51	00101251	15.00	01/25/18	999735 PEDRO-SMITH, DESTINY T	C
51	00101252	95.00	01/25/18	999735 PEHRSON, JACOB	C
51	00101253	50.00	01/25/18	999735 PEREZ LOERA, HEIDI	C
51	00101254	15.00	01/25/18	999735 PETERSEN, BRADEN M	C
51	00101255	20.00	01/25/18	999735 PETERSEN, ISABELLE M	C
51	00101256	45.00	01/25/18	999735 PETERSON, COLLIN S	C
51	00101257	15.00	01/25/18	999735 PETT, MAKAYLA A	C
51	00101258	5.00	01/25/18	999735 POPE, MICHAEL M	C
51	00101259	7.50	01/25/18	999735 PRESTWICH, TYSON B	C
51	00101260	42.50	01/25/18	999735 PURCELL, ARIEL E	C
51	00101261	25.00	01/25/18	999735 REDA, BRYSON P	C
51	00101262	35.00	01/25/18	999735 REVILL, SHELBY N	C
51	00101263	55.00	01/25/18	999735 RIDGWAY, CAITLYN E	C
51	00101264	40.00	01/25/18	999735 RITTER, BARON E	C
51	00101265	15.00	01/25/18	999735 RIVERA, GABRIELA	C

A/P Summary Check Register

FPREG01A

Bank	Check No	Amount	Date	Vendor	Type
51	00101266	5.00	01/25/18	999735 ROWE, JORDAN T	C
51	00101267	10.00	01/25/18	999735 SALISBURY, EDITH E	C
51	00101268	15.00	01/25/18	999735 SAMPSON, CADEN T	C
51	00101269	2.50	01/25/18	999735 SAMPSON, KYREE A	C
51	00101270	131.00	01/25/18	999735 SCHLAPPI, SARAH M	C
51	00101271	5.00	01/25/18	999735 SEMON, LAUREN N	C
51	00101272	15.00	01/25/18	999735 SMITH, HALLE	C
51	00101273	20.00	01/25/18	999735 SMITH, TROY J	C
51	00101274	5.00	01/25/18	999735 SPACKMAN, TYLER S	C
51	00101275	10.00	01/25/18	999735 SPRINGER, MACKENZIE J	C
51	00101276	25.00	01/25/18	999735 STANLEY, SARAH K	C
51	00101277	15.00	01/25/18	999735 STEADMAN, IAN A	C
51	00101278	41.00	01/25/18	999735 STEPHENS, ISABELLE K	C
51	00101279	5.00	01/25/18	999735 STROUD, JAMESON D	C
51	00101280	15.00	01/25/18	999735 TATE, ALEXIA C	C
51	00101281	88.50	01/25/18	999735 TELAROLI, GABRIELLA M	C
51	00101282	15.00	01/25/18	999735 TEUSCHER, ROYCE W	C
51	00101283	10.00	01/25/18	999735 THOMAS, MADISON	C
51	00101284	5.00	01/25/18	999735 THOMPSON, KADE B	C
51	00101285	7.50	01/25/18	999735 TISDALE, MAXX S	C
51	00101286	10.00	01/25/18	999735 TOTTY, DILLANGER	C
51	00101287	25.00	01/25/18	999735 TUCKER, CALEB	C
51	00101288	10.00	01/25/18	999735 VALLADOLID, GABRIEL A	C
51	00101289	5.00	01/25/18	999735 VANO, NICOLAS G	C
51	00101290	25.00	01/25/18	999735 VEENKER, MYA M	C
51	00101291	40.00	01/25/18	999735 WAITE, MICHAEL R	C
51	00101292	5.00	01/25/18	999735 WALKER, AVERY E	C
51	00101293	10.00	01/25/18	999735 WALKER, DARREN A	C
51	00101294	25.00	01/25/18	999735 WARNICK, JOSHUA W	C
51	00101295	10.00	01/25/18	999735 WEBB, JOCELYN B	C
51	00101296	10.00	01/25/18	999735 WESTWOOD, NATHAN W	C
51	00101297	10.00	01/25/18	999735 WHITING, SYDNEY W	C
51	00101298	56.21	01/25/18	999735 WILLES, TREVOR P	C
51	00101299	10.00	01/25/18	999735 WILLIAMS, BRYCE L	C
51	00101300	10.00	01/25/18	999735 WILLIAMS, SYDNIE	C
51	00101301	10.00	01/25/18	999735 WOOLF, KYLIE E	C
51	00101302	122.50	01/25/18	999735 WOOLSTON, GUNNER S	C
51	00101303	10.00	01/25/18	999735 WORTHINGTON, MATTHEW J	C
51	00101304	20.00	01/25/18	999735 WU, XIAOYING	C
51	00101305	56.00	01/25/18	999754 BOEKWEG, EVAN J	C
51	00101306	15.00	01/25/18	999754 BROWN, TRENEDY M	C
51	00101307	147.00	01/25/18	999754 BURNINGHAM, MATTHEW D	C
51	00101308	67.50	01/25/18	999754 CASPER, CARDER J	C
51	00101309	11.10	01/25/18	999754 CORNELL, MATTHEW L	C
51	00101310	10.00	01/25/18	999754 HEATON, ZACHERY S	C
51	00101311	10.00	01/25/18	999754 KUNZ, RACHEL E	C
51	00101312	58.00	01/25/18	999754 LIVINGSTON, REBECCA I	C
51	00101313	10.00	01/25/18	999754 MORI, TAMAKI	C
51	00101314	76.00	01/25/18	999754 NABUCO, LAN B	C
51	00101315	30.00	01/25/18	999754 OSIPENKO, ALEXANDRA	C
51	00101316	37.50	01/25/18	999754 STOUT, WADE J	C
51	00101317	46.00	01/25/18	999754 WARREN, AMIYAH C	C
51	00101318	20.00	01/25/18	999754 WASHBURN, ARACELI N	C
51	00101319	10.00	01/25/18	999754 WOOLLEY, JOEL T	C
51	00101320	15.00	01/25/18	999754 WUERGLER, JACOB T	C

A/P Summary Check Register

FPREG01A

Bank	Check No	Amount	Date	Vendor	Type
51	00101321	45.00	01/25/18	999754 YOUNG, COOPER R	C
51	00101322	189.00	01/25/18	999459 HERRIMAN HIGH	C
51	00101323	65.00	01/25/18	999779 CHUDLEIGH, ETHAN B	C
51	00101324	100.00	01/25/18	999779 SMITH, ISABELLA	C
51	00101325	117.51	01/25/18	999785 HAYS, MADISON T	C
51	00101326	146.28	01/25/18	999785 NORTON, TREYSON J	C
51	00101327	200.00	01/25/18	999785 WHEADON, COLE J	C
51	00101328	97.44	01/25/18	999785 WRIGHT, JONAH M	C
51	00101329	45.00	01/25/18	999786 BAKER, ASHLYN	C
51	00101330	60.00	01/25/18	999786 BRINGHURST, JENNIFER M	C
51	00101331	57.50	01/25/18	999786 PALMATIER, LINDSAY A	C
51	00101332	65.00	01/25/18	999786 PETERSON, ADAM L	C
51	00101333	50.00	01/25/18	999786 RIFE, J TYLER	C
51	00101334	50.00	01/25/18	999789 FRANCO, GENE J	C
51	00101335	73.50	01/25/18	999789 JOLLY, REBECCA N	C
51	00101336	108.50	01/25/18	999789 METZGER, HELEN E	C
51	00101337	85.00	01/25/18	999789 WREN, CARSON	C
51	00101338	49.00	01/25/18	999490 ADAMSON, JORDAN K	C
51	00101339	77.00	01/25/18	999490 ALLRED, ABBYGAYLE E	C
51	00101340	77.00	01/25/18	999490 ASAY, NATHAN D	C
51	00101341	81.00	01/25/18	999490 BARTLETT, TANNER J	C
51	00101342	71.50	01/25/18	999490 BETTIS, ELIJAH H	C
51	00101343	99.50	01/25/18	999490 BORGET, CARTER M	C
51	00101344	73.00	01/25/18	999490 COBURN, KADEN D	C
51	00101345	129.00	01/25/18	999490 COBURN, KALEB W	C
51	00101346	25.00	01/25/18	999490 CORREA, MARCO A	C
51	00101347	41.50	01/25/18	999490 EGBERT, PAISLEE A	C
51	00101348	228.00	01/25/18	999490 FOUTZ, DALLON S	C
51	00101349	95.00	01/25/18	999490 HAWS, ANDREW E	C
51	00101350	25.00	01/25/18	999490 KROLL, EDEN J	C
51	00101351	15.00	01/25/18	999490 NICHOLS, JET O	C
51	00101352	5.00	01/25/18	999490 PERRY, MCKENLIE	C
51	00101353	2.00	01/25/18	999490 RALLISON, AMELIA J	C
51	00101354	53.00	01/25/18	999490 SWALBERG, ELLIOTT A	C
51	00101355	40.50	01/25/18	999490 VALLEJOS-ZURITA, STEVEN A	C
51	00101356	77.00	01/25/18	999490 VANCE, PYPYER J	C
51	00101357	20.00	01/25/18	999490 WHITE, BREELYN A	C
51	00101358	10.00	01/25/18	999496 BURR, KINLEY	C
51	00101359	10.00	01/25/18	999496 BYLSMA, JORDYN L	C
51	00101360	10.00	01/25/18	999496 CARPENTER, MAKENZIE A	C
51	00101361	10.00	01/25/18	999496 CARTER, MAVERIK A	C
51	00101362	10.00	01/25/18	999496 CHACON, YISEL R	C
51	00101363	10.00	01/25/18	999496 COX, AMANDA M	C
51	00101364	10.00	01/25/18	999496 CROTTS, JD B	C
51	00101365	15.00	01/25/18	999496 CROWTHER, ELE M	C
51	00101366	10.00	01/25/18	999496 FLITTON, AMMON W	C
51	00101367	10.00	01/25/18	999496 FOWLER, SESLY	C
51	00101368	13.00	01/25/18	999496 GOURLEY, COLTON N	C
51	00101369	10.00	01/25/18	999496 GREEN, HUNTER S	C
51	00101370	12.50	01/25/18	999496 GUENTHER, MAISEY M	C
51	00101371	15.00	01/25/18	999496 HALLIDAY, JACE M	C
51	00101372	15.00	01/25/18	999496 HARDMAN, JAYLEE A	C
51	00101373	10.00	01/25/18	999496 HARMSTON, AVERY M	C
51	00101374	10.00	01/25/18	999496 HARRIS, TARYN L	C
51	00101375	10.00	01/25/18	999496 HERRERA, LILLIAN A	C

A/P Summary Check Register

FPREG01A

Bank	Check No	Amount	Date	Vendor	Type
51	00101376	15.00	01/25/18	999496 HIATT, TAYLOR J	C
51	00101377	10.00	01/25/18	999496 HILL, TREY A	C
51	00101378	10.00	01/25/18	999496 IVEY, LILIAN L	C
51	00101379	10.00	01/25/18	999496 JOHNSON, DALLIN J	C
51	00101380	10.00	01/25/18	999496 LARREAL, ABRAHAM X	C
51	00101381	2.50	01/25/18	999496 LLOYD, ISABELLE G	C
51	00101382	10.00	01/25/18	999496 MARTINEZ, ANGEL G	C
51	00101383	10.00	01/25/18	999496 MCGOWAN, TYLER P	C
51	00101384	119.31	01/25/18	999496 MELVILLE, GARRET L	C
51	00101385	23.00	01/25/18	999496 NORTON, HAYLIE S	C
51	00101386	12.50	01/25/18	999496 OLSON, KARINA R	C
51	00101387	10.00	01/25/18	999496 PAYNE, HALLEY M	C
51	00101388	15.00	01/25/18	999496 PEART, AYDREE O	C
51	00101389	10.00	01/25/18	999496 PRETTYMAN, TYSON J	C
51	00101390	15.00	01/25/18	999496 REES, ELIZABETH A	C
51	00101391	10.00	01/25/18	999496 REYES, DAVID	C
51	00101392	10.00	01/25/18	999496 ROSKELLEY, TIMOTHY J	C
51	00101393	10.00	01/25/18	999496 SANCHEZ, JOSE L	C
51	00101394	24.00	01/25/18	999496 SARGENT, KYLER J	C
51	00101395	10.00	01/25/18	999496 SEITZINGER, IAN C	C
51	00101396	15.00	01/25/18	999496 SHEPHERD, DESIRAE A	C
51	00101397	15.00	01/25/18	999496 SHEPHERD, KAYLEN R	C
51	00101398	10.00	01/25/18	999496 SIMPKINS, TYLER O	C
51	00101399	10.00	01/25/18	999496 SMITH, EMILY D	C
51	00101400	7.50	01/25/18	999496 SPANOS, EMMIE M	C
51	00101401	10.00	01/25/18	999496 THORSON, COOPER J	C
51	00101402	15.00	01/25/18	999496 TREU, DELANIE K	C
51	00101403	15.00	01/25/18	999496 WADLEY, MIKAYLA	C
51	00101404	10.00	01/25/18	999496 WEATHERSPOON, MAKENZIE M	C
51	00101405	600.00	01/31/18	74224 SARATOGA SPRINGS CITY	C

Total Bank No 51 15,718,776.63

Total Manual Checks	.00
Total Computer Checks	15,725,816.13
Total ACH Checks	.00
Total Other Checks	.00
Total Electronic Checks	.00
Total Computer Voids	-7,039.50
Total Manual Voids	.00
Total ACH Voids	.00
Total Other Voids	.00
Total Electronic Voids	.00

Grand Total 15,718,776.63

Number of Checks 2,065

Batch Yr Batch No Amount

ALPINE SCHOOL DISTRICT
Monthly Expenditure Report
General Fund
January 31, 2018

	ORIGINAL BUDGET	PRIOR BUDGET ADJUSTMENTS	CURRENT BUDGET ADJUSTMENTS	ADJUSTED BUDGET	RECEIPTS/ EXPENDED	REMAINING BUDGET	% BUDGET EXPENDED
Revenue							
Local Revenue	\$ 101,550,737	\$ (6,264,774)	\$ 11,909	\$ 95,297,872	\$ 92,237,675	\$ 3,060,197	96.79%
State Revenue	404,240,438	7,303,382	3,366,960	414,910,780	254,151,420	160,759,360	61.25%
Federal Revenue	29,059,188	179,490	64,969	29,303,647	3,646,153	25,657,494	12.44%
Total Revenue	\$ 534,850,363	\$ 1,218,098	\$ 3,443,838	\$ 539,512,299	\$ 350,035,249	\$ 189,477,050	64.88%
Expenditures							
Instruction	\$ 395,264,990	\$ (4,439,040)	\$ 1,616,993	\$ 392,442,943	\$ 151,500,591	\$ 240,942,352	38.60%
Support Services							
Social Work Services	307,400	-	-	307,400	1,851	305,549	0.60%
Guidance Services	10,730,314	1,375,027	868,293	12,973,634	4,837,671	8,135,963	37.29%
Health Services	1,515,447	-	(24,588)	1,490,859	944,798	546,061	63.37%
Physical Therapist Services	276,987	146,344	-	423,331	172,107	251,224	40.66%
Psychological Services	3,400,505	377,220	-	3,777,725	1,162,723	2,615,002	30.78%
Occupational Therapist	1,413,809	526,238	-	1,940,047	718,567	1,221,480	37.04%
K-12/Instr. Support Programs	11,264,985	3,409,648	(150,521)	14,524,112	6,288,121	8,235,991	43.29%
Media/Library Services	7,981,100	(199,445)	(169,741)	7,611,914	3,328,940	4,282,974	43.73%
Board of Education	226,768	(23,063)	1,877	205,582	150,884	54,698	73.39%
Election Expenses	-	-	-	-	-	-	0.00%
Auditor Services	75,000	-	-	75,000	62,350	12,650	83.13%
Legal Services	90,000	-	-	90,000	8,934	81,066	9.93%
Insurance Services	733,402	-	-	733,402	697,469	35,933	95.10%
Superintendent Office	783,349	(118,431)	2,000	666,918	295,437	371,481	44.30%
Asst Supt Instructional	332,769	19,881	-	352,650	203,754	148,896	57.78%
Support Services Admin	396,516	7,429	22,350	426,295	224,278	202,017	52.61%
School Administration	34,203,416	377,497	(78,312)	34,502,601	18,575,166	15,927,435	53.84%
Business Administrator	387,726	(802)	450	387,374	226,918	160,456	58.58%
Accounting Department	1,350,786	(8,163)	5,000	1,347,623	725,347	622,276	53.82%
Budget Department	1,039,324	15,159	(10,000)	1,044,483	567,214	477,269	54.31%
Purchasing Department	636,280	9,347	(6,400)	639,227	347,260	291,967	54.33%
Warehouse Services	221,089	3,344	-	224,433	91,503	132,930	40.77%
Public Information Services	433,484	7,357	(15,600)	425,241	237,824	187,417	55.93%
Personnel (HR) Services	1,815,466	152,704	(9,570)	1,958,600	1,095,449	863,151	55.93%
Technology Services	6,531,564	543,208	(452,111)	6,622,661	3,455,675	3,166,986	52.18%
Maintenance Services	41,259,853	983,021	(168,745)	42,074,129	21,117,536	20,956,593	50.19%
Transportation Services	15,427,026	2,830,538	46,500	18,304,064	8,613,531	9,690,533	47.06%
Other Support Services	2,896	276,063	361,257	640,216	-	640,216	0.00%
Land Acquisition	-	-	-	-	-	-	0.00%
Building Acquisition & Const	-	-	-	-	-	-	0.00%
Equipment Services	-	-	-	-	-	-	0.00%
Fund Transfers & Balances	(3,251,888)	(5,052,983)	1,604,706	(6,700,165)	-	(6,700,165)	0.00%
Total Expenditures	\$ 534,850,363	\$ 1,218,098	\$ 3,443,838	\$ 539,512,299	\$ 225,651,896	\$ 313,860,403	41.83%

ALPINE SCHOOL DISTRICT

Monthly Expenditure Report

Student Activity Fund

January 31, 2018

	<u>ORIGINAL BUDGET</u>	<u>PRIOR BUDGET ADJUSTMENTS</u>	<u>CURRENT BUDGET ADJUSTMENTS</u>	<u>ADJUSTED BUDGET</u>	<u>RECEIPTS/ EXPENDED</u>	<u>REMAINING BUDGET</u>	<u>% BUDGET EXPENDED</u>
Revenue							
Local Revenue	\$ 21,600,000	\$ -	\$ 750	\$ 21,600,750	\$ 14,214,133	\$ 7,386,617	65.80%
Expenditures							
Instruction	\$ 22,026,953	\$ (21,725)	\$ 18,765	\$ 22,023,993	\$ 9,944,174	\$ 12,079,819	45.15%
K-12/Instru Support/Prof Dev	412,373	(10,086)	(15,895)	386,392	200,801	185,591	51.97%
Media/Library Services	268,776	24,192	-	292,968	148,311	144,657	50.62%
School Leadership (Faculty)	255,580	7,689	(2,050)	261,219	167,475	93,744	64.11%
Fiscal Services	339,745	(15,098)	-	324,647	209,256	115,391	64.46%
Maintenance of Schools	296,573	15,028	(70)	311,531	131,061	180,470	42.07%
Fund Transfers & Reserves	<u>(2,000,000)</u>	<u>-</u>	<u>-</u>	<u>(2,000,000)</u>	<u>-</u>	<u>(2,000,000)</u>	0.00%
Total Expenditures	<u>\$ 21,600,000</u>	<u>\$ -</u>	<u>\$ 750</u>	<u>\$ 21,600,750</u>	<u>\$ 10,801,080</u>	<u>\$ 10,799,670</u>	50.00%

ALPINE SCHOOL DISTRICT

Monthly Expenditure Report

Non K-12 Programs

January 31, 2018

	<u>ORIGINAL BUDGET</u>	<u>PRIOR BUDGET ADJUSTMENTS</u>	<u>CURRENT BUDGET ADJUSTMENTS</u>	<u>ADJUSTED BUDGET</u>	<u>RECEIPTS/ EXPENDED</u>	<u>REMAINING BUDGET</u>	<u>% BUDGET EXPENDED</u>
Revenue							
Local Revenue	\$ 2,779,417	\$ (51,451)	\$ 45,480	\$ 2,773,446	\$ 1,991,277	\$ 782,169	71.80%
State Revenue	6,186,032	1,056,010	160,800	7,402,842	5,054,624	2,348,218	68.28%
Federal Revenue	<u>347,499</u>	<u>(9,610)</u>	<u>-</u>	<u>337,889</u>	<u>25,221</u>	<u>312,668</u>	7.46%
Total Revenue	<u>\$ 9,312,948</u>	<u>\$ 994,949</u>	<u>\$ 206,280</u>	<u>\$ 10,514,177</u>	<u>\$ 7,071,122</u>	<u>\$ 3,443,055</u>	67.25%
Expenditures							
Community Recreation Service	\$ 2,504,878	\$ 126,552	\$ 264,984	\$ 2,896,414	\$ 1,089,985	\$ 1,806,429	37.63%
Adult Education	378,764	140,591	2,017	521,372	217,185	304,187	41.66%
Pre-School Instruction	6,712,280	1,012,420	10,266	7,734,966	2,077,158	5,657,808	26.85%
BLDG ACQ & Construction	-	-	-	-	-	-	0.00%
Fund Transfers & Balances	<u>(282,974)</u>	<u>(284,614)</u>	<u>(70,987)</u>	<u>(638,575)</u>	<u>-</u>	<u>(638,575)</u>	0.00%
Total Expenditures	<u>\$ 9,312,948</u>	<u>\$ 994,949</u>	<u>\$ 206,280</u>	<u>\$ 10,514,177</u>	<u>\$ 3,384,328</u>	<u>\$ 7,129,849</u>	32.19%

ALPINE SCHOOL DISTRICT
Monthly Expenditure Report
Tax Increment Fund
January 31, 2018

	<u>ORIGINAL BUDGET</u>	<u>PRIOR BUDGET ADJUSTMENTS</u>	<u>CURRENT BUDGET ADJUSTMENTS</u>	<u>FINAL BUDGET</u>	<u>RECEIPTS/ EXPENDED</u>	<u>REMAINING BUDGET</u>	<u>% BUDGET EXPENDED</u>
Revenue							
Local Revenue	\$ 16,203,000	\$ 2,100,000	\$ -	\$ 18,303,000	\$ -	\$ 18,303,000	0.00%
Expenditures							
Other Community Services	\$ 16,203,000	\$ 2,100,000	\$ -	\$ 18,303,000	\$ -	\$ 18,303,000	0.00%
Fund Transfers & Balances	-	-	-	-	-	-	0.00%
TOTAL EXPENDITURES	<u>\$ 16,203,000</u>	<u>\$ 2,100,000</u>	<u>\$ -</u>	<u>\$ 18,303,000</u>	<u>\$ -</u>	<u>\$ 18,303,000</u>	0.00%

ALPINE SCHOOL DISTRICT
Monthly Expenditure Report
Debt Service Fund
January 31, 2018

	<u>ORIGINAL BUDGET</u>	<u>PRIOR BUDGET ADJUSTMENTS</u>	<u>CURRENT BUDGET ADJUSTMENTS</u>	<u>FINAL BUDGET</u>	<u>RECEIPTS/ EXPENDED</u>	<u>REMAINING BUDGET</u>	<u>% BUDGET EXPENDED</u>
Revenue							
Local Revenue	\$ 65,260,352	\$ -	\$ -	\$ 65,260,352	\$ 63,376,068	\$ 1,884,284	97.11%
Expenditures							
Debt Service	\$ 65,172,041	\$ -	\$ -	\$ 65,172,041	\$ 10,639,770	\$ 54,532,271	16.33%
Fund Transfers & Balances	<u>88,311</u>	<u>-</u>	<u>-</u>	<u>88,311</u>	<u>-</u>	<u>88,311</u>	0.00%
Total Expenditures	<u>\$ 65,260,352</u>	<u>\$ -</u>	<u>\$ -</u>	<u>\$ 65,260,352</u>	<u>\$ 10,639,770</u>	<u>\$ 54,620,582</u>	16.30%

ALPINE SCHOOL DISTRICT

Monthly Expenditure Report

Capital Projects Fund

December 31, 2017

	<u>ORIGINAL BUDGET</u>	<u>PRIOR BUDGET ADJUSTMENTS</u>	<u>CURRENT BUDGET ADJUSTMENTS</u>	<u>FINAL BUDGET</u>	<u>RECEIPTS/ EXPENDED</u>	<u>REMAINING BUDGET</u>	<u>% BUDGET EXPENDED</u>
Revenue							
Local Revenue	\$ 16,234,669	\$ 126,116,979	\$ -	\$ 142,351,648	\$ 137,141,215	\$ 5,210,433	96.34%
State Revenue	9,385,000	-	-	9,385,000	4,715,052	4,669,948	50.24%
Federal Revenue	-	-	-	-	275,727	(275,727)	0.00%
Total Revenue	<u>\$ 25,619,669</u>	<u>\$ 126,116,979</u>	<u>\$ -</u>	<u>\$ 151,736,648</u>	<u>\$ 142,131,994</u>	<u>\$ 9,604,654</u>	93.67%
Expenditures							
Instruction	\$ 3,434,230	\$ 14,700	\$ -	\$ 3,448,930	\$ 364,723	\$ 3,084,207	10.57%
Technology Services	2,190,205	(81,156)	-	2,109,049	762,814	1,346,235	36.17%
Maintenance of Schools	340,000	-	-	340,000	91,015	248,985	26.77%
Transportation Services	1,615,580	3,885,392	(52,087)	5,448,885	4,446,295	1,002,590	81.60%
Site Acquisition	11,700,000	(4,323,073)	-	7,376,927	121,309	7,255,618	1.64%
Site Improvements	1,815,000	501,791	(146,942)	2,169,849	1,199,849	970,000	55.30%
Professional Services	6,329,300	1,060,356	-	7,389,656	971,612	6,418,044	13.15%
Building Acq & Construction	220,567,208	5,630,019	(1,165,952)	225,031,275	24,441,214	200,590,061	10.86%
Building Improvements	8,485,000	1,518,289	1,330,732	11,334,021	3,506,003	7,828,018	30.93%
Equipment Services	4,865,770	56,042	(17,838)	4,903,974	638,195	4,265,779	13.01%
Bond Selling Expense	475,000	-	-	475,000	401,340	73,660	84.49%
Fund Transfers & Balances	(236,197,624)	117,854,619	52,087	(118,290,918)	-	(118,290,918)	0.00%
Total Expenditures	<u>\$ 25,619,669</u>	<u>\$ 126,116,979</u>	<u>\$ -</u>	<u>\$ 151,736,648</u>	<u>\$ 36,944,369</u>	<u>\$ 114,792,279</u>	24.35%

ALPINE SCHOOL DISTRICT
Monthly Expenditure Report
Nutrition Services
January 31, 2018

	<u>ORIGINAL BUDGET</u>	<u>PRIOR BUDGET ADJUSTMENTS</u>	<u>CURRENT BUDGET ADJUSTMENTS</u>	<u>FINAL BUDGET</u>	<u>RECEIPTS/ EXPENDED</u>	<u>REMAINING BUDGET</u>	<u>% BUDGET EXPENDED</u>
Revenue							
Local Revenue	\$ 7,130,000	\$ 145,000	\$ (50,000)	\$ 7,225,000	\$ 3,757,238	\$ 3,467,762	52.00%
State Revenue	4,000,000	300,000	-	4,300,000	1,291,006	3,008,994	30.02%
Federal Revenue	<u>11,197,000</u>	<u>-</u>	<u>590,000</u>	<u>11,787,000</u>	<u>4,522,875</u>	<u>7,264,125</u>	38.37%
Total Revenue	<u>\$ 22,327,000</u>	<u>\$ 445,000</u>	<u>\$ 540,000</u>	<u>\$ 23,312,000</u>	<u>\$ 9,571,119</u>	<u>\$ 13,740,881</u>	41.06%
Expenditures							
Food Services	\$ 23,892,520	\$ 89,250	\$ 540,000	\$ 24,521,770	\$ 9,538,016	\$ 14,983,754	38.90%
Fund Transfers & Balances	<u>(1,565,520)</u>	<u>355,750</u>	<u>-</u>	<u>(1,209,770)</u>	<u>-</u>	<u>(1,209,770)</u>	0.00%
Total Expenditures	<u>\$ 22,327,000</u>	<u>\$ 445,000</u>	<u>\$ 540,000</u>	<u>\$ 23,312,000</u>	<u>\$ 9,538,016</u>	<u>\$ 13,773,984</u>	40.91%

ALPINE SCHOOL DISTRICT
Monthly Expenditure Report
Industrial Insurance Fund
January 31, 2018

	<u>ORIGINAL BUDGET</u>	<u>PRIOR BUDGET ADJUSTMENTS</u>	<u>CURRENT BUDGET ADJUSTMENTS</u>	<u>FINAL BUDGET</u>	<u>RECEIPTS/ EXPENDED</u>	<u>REMAINING BUDGET</u>	<u>% BUDGET EXPENDED</u>
Revenue							
Local Revenue	\$ 907,000	\$ 213,000	\$ 349,518	\$ 1,469,518	\$ 984,135	\$ 485,383	66.97%
Expenditures							
Industrial Insurance Services	\$ 958,908	\$ 161,092	\$ 349,518	\$ 1,469,518	\$ 585,323	\$ 884,195	39.83%
Fund Transfers & Balances	<u>(51,908)</u>	<u>51,908</u>	<u>-</u>	<u>-</u>	<u>-</u>	<u>-</u>	0.00%
Total Expenditures	<u>\$ 907,000</u>	<u>\$ 213,000</u>	<u>\$ 349,518</u>	<u>\$ 1,469,518</u>	<u>\$ 585,323</u>	<u>\$ 884,195</u>	39.83%

ALPINE SCHOOL DISTRICT
Monthly Expenditure Report
Warehouse/Print Shop
January 31, 2018

	<u>ORIGINAL BUDGET</u>	<u>PRIOR BUDGET ADJUSTMENTS</u>	<u>CURRENT BUDGET ADJUSTMENTS</u>	<u>FINAL BUDGET</u>	<u>RECEIPTS/ EXPENDED</u>	<u>REMAINING BUDGET</u>	<u>% BUDGET EXPENDED</u>
Revenue							
Local Revenue	\$ 1,365,000	\$ -	\$ 5,100	\$ 1,370,100	\$ 674,258	\$ 695,842	49.21%
Expenditures							
Warehouse Services	\$ 816,262	\$ 39,650	\$ 900,880	\$ 1,756,792	\$ 409,522	\$ 1,347,270	23.31%
Printing Services	401,227	-	25,950	427,177	246,647	180,530	57.74%
Fund Transfers & Balances	<u>147,511</u>	<u>(39,650)</u>	<u>(921,730)</u>	<u>(813,869)</u>	<u>-</u>	<u>(813,869)</u>	0.00%
TOTAL EXPENDITURES	<u>\$ 1,365,000</u>	<u>\$ -</u>	<u>\$ 5,100</u>	<u>\$ 1,370,100</u>	<u>\$ 656,168</u>	<u>\$ 713,932</u>	47.89%

**Budget Increase/Decrease Information
As of January 2018**

Month	Program Description	Approved by:	Reason	Inc/Dec in Fund Balance	Fund	Program	Budget Inc (Dec)	Total	M&O	Non K-12	Tax Incr	Cap Out	Child Nutr	Work Comp	Whse/Prnt
									10	23	26	32	49	60	68
July	General Education - Custodial	Budget Dept	Custodial Supplies for DO, Trans, Clear Creek, ATEC	Yes	10	0000	\$16,000	\$16,000	16,000	0	0	0	0	0	0
July	Code to Success	Staff	Establish Budget for Code to Success Program	Yes	10	0000	\$19,758	\$35,758	19,758	0	0	0	0	0	0
July	UVU Summer Prep	Cabinet	Budget Reinstated for FY18 for 4th Summer	Yes	10	0011	\$21,345	\$57,103	21,345	0	0	0	0	0	0
July	Lehi Jr Carry Over	Budget Dept	Carry Over Project Purchase Orders from FY17	Yes	10	0550	\$43,000	\$100,103	43,000	0	0	0	0	0	0
July	STEM AC	Award Letter	New STEM Grant	No	10	0577	\$245,000	\$345,103	245,000	0	0	0	0	0	0
July	Drivers Ed	Budget Dept	Set Budget for Drivers Ed Award for Service Truck	No	10	5610	\$35,000	\$380,103	35,000	0	0	0	0	0	0
July	Migrant Education	Budget Dept	Migrant Education Grant Award - Set Budget	No	10	7830	\$50,000	\$430,103	50,000	0	0	0	0	0	0
July	HR - School Stream Software	Staff	Budget for School Stream - Applicant Portal in the works	Yes	10	9007	\$25,000	\$455,103	25,000	0	0	0	0	0	0
July	Hourly Nurse - Student Services	Budget Dept	Set Budget for Hourly Nurse Approved FY17	Yes	10	9018	\$7,234	\$462,337	7,234	0	0	0	0	0	0
July	ATEC Construction Project	Budget Dept	Network/Phone for ATEC Project (\$\$\$ from FY17)	Yes	32	9935	\$18,221	\$480,558	0	0	0	18,221	0	0	0
July	Physical Facilities	Budget Dept	Adjust Budget for FY18 funds spent in FY17	Yes	32	9970	(\$1,873,716)	(\$1,393,158)	0	0	0	(\$1,873,716)	0	0	0
August	Textbook Allocation	Budget Dept	School Textbook allocation Carry Over	Yes	10	0499	\$2,978,384	\$1,585,226	2,978,384	0	0	0	0	0	0
August	School Allocations	Budget Dept	Add \$14k for Lehi, Mtn View, Orem, Travel to Uintah	Yes	10	0500	\$42,000	\$1,627,226	42,000	0	0	0	0	0	0
August	Secondary Music Equipment	Staff	Increase Rotating Allocation from \$20k to \$80k	Yes	10	0500	\$240,000	\$1,867,226	240,000	0	0	0	0	0	0
August	Secd Equipment Safety/Growth	Budget Dept	Adjust Budget for FY18 funds	Yes	10	0502	\$188,000	\$2,055,226	188,000	0	0	0	0	0	0
August	Computer Infrastructure	Budget Dept	\$340,000 for Infrastructure From Function 1000 to 2580	No	10	5655	\$344,380	\$2,399,606	344,380	0	0	0	0	0	0
August	Support Services	Budget Dept	Set up Safety Coordinator Budget	No	10	9008	\$10,500	\$2,410,106	10,500	0	0	0	0	0	0
August	Vehicle Fuel	Budget Dept	\$6,500 allocation to Technology for Fuel	Yes	10	9035	\$6,500	\$2,416,606	6,500	0	0	0	0	0	0
August	Various Depts/Schools	Budget Dept	Adj Budget for Approved PO Roll Overs	Yes	10	Various	\$90,633	\$2,507,239	90,633	0	0	0	0	0	0
August	Supt Allocation for Aide	Staff	\$26,699 for Westlake Registrar across functions	No	10	Various	\$26,699	\$2,533,938	26,699	0	0	0	0	0	0
August	Offset of Functions	Budget Dept	Offset of moving budget from 1000 to Various Functions	No	10	Various	(\$205,642)	\$2,328,296	(\$205,642)	0	0	0	0	0	0
August	Budget Adjustment District Preschool	Budget Dept	Adjust Budget to Projected	No	23	0007	(\$59,593)	\$2,268,703	0	(\$59,593)	0	0	0	0	0
August	Move Music Equipment Allocation	Budget Dept	Move Music Equipment Allocation from 32 to 10	Yes	32	0000	(\$158,000)	\$2,110,703	0	0	0	(\$158,000)	0	0	0
August	Ridgeline Insurance Claim	Budget Dept	Budget Rev and Exp for Ridgeline	No	32	9965	\$32,481	\$2,143,184	0	0	0	32,481	0	0	0
August	Physical Facilities	Budget Dept	Roll PY PO's for FY17 Projects	Yes	32	9965	\$781,360	\$2,924,544	0	0	0	781,360	0	0	0
August	Various Depts/Schools	Budget Dept	Adj Budget for Approved PO Roll Overs	Yes	32	Various	\$65,994	\$2,990,538	0	0	0	65,994	0	0	0
September	Supt Allocation Westlake Desks	Staff	Allocate Budget for desks for additional students	No	10	0000	\$18,193	\$3,008,731	18,193	0	0	0	0	0	0
September	Supt Allocation WHS Wash Station	Staff	Allocate Budget for Washing Station	No	10	0000	\$1,265	\$3,009,996	1,265	0	0	0	0	0	0
September	2% One Time Employee Compensation	Board	Set Budget for One-Time Employee Compensation	From Assigned	10	0000	\$5,066,779	\$8,076,775	5,066,779	0	0	0	0	0	0
September	Industrial Insurance Increase	Board	Set Budget for Increase in Industrial Insurance	From Assigned	10	0000	\$213,000	\$8,289,775	213,000	0	0	0	0	0	0
September	Medical Insurance Refund	Budget Dept	Set Budget for Medical Ins Refund/Pmt to OPEB	No	10	0000	\$1,588,973	\$9,878,748	1,588,973	0	0	0	0	0	0
September	District Associates	Cabinet	Increase Associate Budget	Yes	10	0006	\$30,000	\$9,908,748	30,000	0	0	0	0	0	0
September	UVU Summer Prep	Budget Dept	Increase Budget to Actual Expenditures	Yes	10	0011	\$6,724	\$9,915,472	6,724	0	0	0	0	0	0
September	Professional Development	Budget Dept	Ed Services Carry Over from Prior Year	From Assigned	10	0016	\$451,782	\$10,367,254	451,782	0	0	0	0	0	0
September	Professional Development	Budget Dept	Update Budget for Deferred Rev	No	10	0016	\$3,840	\$10,371,094	3,840	0	0	0	0	0	0
September	Truancy School	Budget Dept	Adjust Budget to reflect carry over from Prior year	No	10	0028	\$67	\$10,371,161	67	0	0	0	0	0	0
September	Drug Prevention - UT County	Budget Dept	Adjust Budget to reflect carry over from Prior year	No	10	0170	\$6,625	\$10,377,786	6,625	0	0	0	0	0	0
September	School Allocations Budget	Budget Dept	Update School Allocation Budget	Yes	10	0500	\$2,220	\$10,380,006	2,220	0	0	0	0	0	0
September	Elem Growth/Replace/Safety Equip	Board	Increase in Elem Growth/Replace/Safety Equip	From Assigned	10	0501	\$750,000	\$11,130,006	750,000	0	0	0	0	0	0
September	Sec Growth/Replace/Safety Equip	Board	Increase in Sec Growth/Replace/Safety Equip	From Assigned	10	0502	\$500,000	\$11,630,006	500,000	0	0	0	0	0	0
September	Media Services	Budget Dept	Adjust Budget per Jim Moon/Function change	No	10	0565	\$28,900	\$11,658,906	28,900	0	0	0	0	0	0
September	Latinos in Action	Budget Dept	Adjust Budget to reflect carry over from Prior year	No	10	0585	\$377	\$11,659,283	377	0	0	0	0	0	0
September	Korean Intern Program	Budget Dept	Adjust Budget to reflect carry over from Prior year	No	10	1520	\$145	\$11,659,428	145	0	0	0	0	0	0
September	EARS-Homeless & Minority	Budget Dept	Adjust Budget to reflect carry over from Prior year	No	10	5218	\$7	\$11,659,435	7	0	0	0	0	0	0
September	Gifted and Talented	Budget Dept	Allocating Budgets across functions	No	10	5331	\$2,295	\$11,661,730	2,295	0	0	0	0	0	0
September	Gifted and Talented	Budget Dept	Adjust Budget to reflect carry over from Prior year	No	10	5331	\$40,773	\$11,702,503	40,773	0	0	0	0	0	0
September	Concurrent Enrollment	Budget Dept	Adjust Budget to reflect carry over from Prior year	No	10	5333	\$63,313	\$11,765,816	63,313	0	0	0	0	0	0
September	EARS - Tracker	Budget Dept	Adjust Budget to reflect carry over from Prior year	No	10	5337	\$465,808	\$12,231,624	465,808	0	0	0	0	0	0
September	YIC Summit	Budget Dept	Adjust Budget to reflect carry over from Prior year	No	10	5340	\$98,611	\$12,330,235	98,611	0	0	0	0	0	0
September	School Trust Lands	Budget Dept	Adjust Budget to reflect carry over from Prior year	No	10	5420	\$36,817	\$12,367,052	36,817	0	0	0	0	0	0
September	ALS Family Lit	Budget Dept	Adjust Budget to reflect carry over from Prior year	No	10	5636	\$14	\$12,367,066	14	0	0	0	0	0	0
September	Digital Teaching and Learning	Budget Dept	Carry Over from Prior Year Budget	From Assigned	10	5655	\$99,570	\$12,466,636	99,570	0	0	0	0	0	0
September	Math/Sci Tech Supp	Budget Dept	Adjust Budget to reflect carry over from Prior year	No	10	5861	\$660	\$12,467,296	660	0	0	0	0	0	0
September	Teacher Supply Funds	Budget Dept	Increase Projected Carry Over from FY17	No	10	5868	\$56,729	\$12,524,025	56,729	0	0	0	0	0	0
September	BTS	Budget Dept	Adjust Budget to reflect carry over from Prior year	No	10	5882	\$63	\$12,524,088	63	0	0	0	0	0	0
September	Clean Air Program (Busses)	Budget Dept	State Grant for Bus Replacement	No	10	5890	\$1,200,000	\$13,724,088	1,200,000	0	0	0	0	0	0
September	Clean Air Program (Busses)	Cabinet	District Match for State Grant	From Assigned	10	5890	\$1,300,000	\$15,024,088	1,300,000	0	0	0	0	0	0
September	Youth Connections	Budget Dept	Adjust Budget to reflect carry over from Prior year	No	10	7284	\$264	\$15,024,352	264	0	0	0	0	0	0
September	Indian Education	Budget Dept	Adjust to Actual Federal Award	No	10	7330	(\$12,559)	\$15,011,793	(\$12,559)	0	0	0	0	0	0
September	School Readiness Grant	Budget Dept	Set Budget for School Readiness Grant	No	10	7350	\$12,719	\$15,024,512	12,719	0	0	0	0	0	0
September	HR Contract Position	Budget Dept	Increase Budget - Hourly to Contract	From Assigned	10	9007	\$25,000	\$15,049,512	25,000	0	0	0	0	0	0
September	Data Specialists	Budget Dept	Set Budget for Data Specialists/Research-Eval	No	10	9017	\$147,585	\$15,197,097	147,585	0	0	0	0	0	0
September	Supt Allocation WHS Computers	Staff	Allocate Budget for Computers	No	10	9001/9035	\$9,948	\$15,207,045	9,948	0	0	0	0	0	0
September	Tuition Preschool	Budget Dept	Adjust Budget to reflect carry over from Prior year	No	23	0007	\$800	\$15,207,845	0	800	0	0	0	0	0
September	Clear Creek - Summer	Budget Dept	Adjust Budget to reflect carry over from Prior year	No	23	1512	\$87,348	\$15,295,193	0	87,348	0	0	0	0	0
September	Bright Ideas	Budget Dept	Adjust Budget to reflect carry over from Prior year	No	23	1513	\$21,363	\$15,316,556	0	21,363	0	0	0	0	0
September	Bright Ideas School Year	Budget Dept	Adjust Budget to reflect carry over from Prior year	No	23	1514	\$4,789	\$15,321,345	0	4,789	0	0	0	0	0
September	State Adult Ed	Budget Dept	Adjust Budget to Match Award/Application	No	23	1610	\$168,558	\$15,489,903	0	168,558	0	0	0	0	0

**Budget Increase/Decrease Information
As of January 2018**

Month	Program Description	Approved by:	Reason	Inc/Dec in Fund Balance	Fund	Program	Budget Inc (Dec)	Total	M&O	Non K-12	Tax Incr	Cap Out	Child Nutr	Work Comp	Whse/Prnt
									10	23	26	32	49	60	66
September	Federal Adult Ed	Budget Dept	Adjust Budget to Match Award/Application	No	23	7580	(\$27,967)	\$15,461,936	0	(27,967)	0	0	0	0	0
September	Charter Levy	Budget Dept	Budget Charter Levy Estimate Per Audit Guide	No	26	5616	\$2,100,000	\$17,561,936	0	0	2,100,000	0	0	0	0
September	Transportation	Budget Dept	Set Budget Bus Lease	No	32	9015	\$3,885,392	\$21,447,328	0	0	0	3,885,392	0	0	0
September	Technology PO Carried	Budget Dept	Allocate Budget for Exp Encumbered in FY17, Spent FY18	Yes	32	9035	\$95,000	\$21,542,328	0	0	0	0	95,000	0	0
September	Saratoga Springs Assessment	Budget Dept	Allocate Budget to Cover this Annual Cost	Yes	32	9960	\$6,305	\$21,548,633	0	0	0	0	6,305	0	0
September	Bond Budgets	Budget Dept	Update Bond Budgets after FY17 Close	No	32	98XX	(\$5,769,063)	\$15,779,570	0	0	0	0	(5,769,063)	0	0
September	Carry Over Budget - Physical Facilities	Budget Dept	Adjust Budget to reflect carry over from Prior year	Yes	32	9970/9935	(\$1,816,462)	\$13,963,108	0	0	0	0	(1,816,462)	0	0
September	Nutrition Services	Budget Dept	Update Projected Revenues	No	49	0000	\$445,000	\$14,408,108	0	0	0	0	0	445,000	0
October	Prof Dev Grant - STEM	Budget Dept	Increase budget for grant received	No	10	0016	\$42,500	\$14,450,608	42,500	0	0	0	0	0	0
October	Japanese Grant - Skyridge HS	Budget Dept	Adjust to award received	No	10	0568	\$25,000	\$14,475,608	25,000	0	0	0	0	0	0
October	STEM Grant	Budget Dept	Adjust Budget to Actual Carry Over	No	10	0575	\$50,984	\$14,526,592	50,984	0	0	0	0	0	0
October	Drivers Education	Budget Dept	Adjust Budget to Actual Carry Over	No	10	5610	\$13,972	\$14,540,564	13,972	0	0	0	0	0	0
October	K-3 Reading Grant	Budget Dept	Adjust Budget to Actual Carry Over	No	10	5805	\$296,668	\$14,837,232	296,668	0	0	0	0	0	0
October	Library Books	Budget Dept	Adjust Budget to Actual Carry Over	No	10	5810	(\$1,357)	\$14,835,875	(1,357)	0	0	0	0	0	0
October	Javits Grant	Budget Dept	Adjust Budget to Actual Carry Over	No	10	7508	\$562	\$14,836,437	562	0	0	0	0	0	0
October	Technology	Budget Dept	Adjust Budget for Misc Revnue Received	No	10	9035	\$1,191	\$14,837,628	1,191	0	0	0	0	0	0
October	Non K-12 Education	Budget Dept	Adjust Budget to Projected	Yes	23	0000	(\$284,614)	\$14,553,014	0	(284,614)	0	0	0	0	0
October	Clear Creek Winter	Budget Dept	Adjust Budget to Actual Carry Over	No	23	1511	(\$1,918)	\$14,551,096	0	(1,918)	0	0	0	0	0
October	Bright Ideas	Budget Dept	Adjust Budget to Projected	No	23	1513	\$9,280	\$14,560,376	0	9,280	0	0	0	0	0
October	School Year Bright Ideas	Budget Dept	Adjust Budget to Projected	No	23	1514	\$5,690	\$14,566,066	0	5,690	0	0	0	0	0
October	Industrial Insurance	Budget Dept	Adj Ind Ins to recognize rate increase	No	60	0000	\$213,000	\$14,779,066	0	0	0	0	0	213,000	0
November	Prof Dev Teacher Training	Budget Dept	Increase budget for grant received	No	10	0560	\$223,400	\$15,002,466	223,400	0	0	0	0	0	0
November	Media Services	Budget Dept	Adjust Budget to projected wage cost	Yes	10	0565	\$1,600	\$15,004,066	1,600	0	0	0	0	0	0
November	Suicide Prevention	Budget Dept	Set Budget per award letter for grant	No	10	5674	\$13,750	\$15,017,816	13,750	0	0	0	0	0	0
November	KSEP Allocation	Budget Dept	Set up budget	No	10	7352	\$120,000	\$15,137,816	120,000	0	0	0	0	0	0
November	Special Ed Federal Rebudget	Budget Dept	Update Special Ed Budgets to Projected	No	10	7365	\$1,361,486	\$16,499,302	1,361,486	0	0	0	0	0	0
November	Title 1 changes	Budget Dept	Move from Function 2210 to Function 1000	No	10	7801	\$10,000	\$16,509,302	10,000	0	0	0	0	0	0
November	Special Ed State Rebudget	Budget Dept	Update Special Ed Budgets to Projected	No	10	12XX	\$4,391,066	\$20,900,368	4,391,066	0	0	0	0	0	0
November	2% Employee Compensation	Budget Dept	Adjust School/Unrestricted Program Budgets for 2% Cost	No	10	Various	\$5,223,159	\$26,123,527	5,223,159	0	0	0	0	0	0
November	Special Ed Federal Rebudget	Budget Dept	Update Special Ed Budgets to Projected	No	23	7367	\$21,621	\$26,145,148	0	21,621	0	0	0	0	0
November	SPED Preschool	Budget Dept	Increase State SPED Preschool to actual CO/Award	No	23	12XX	\$1,049,592	\$27,194,740	0	1,049,592	0	0	0	0	0
November	Site Improvement	Budget Dept	Set Budget to Capital from Assigned Fund Balance	Yes	32	9965	(\$600,000)	\$26,594,740	0	0	0	(600,000)	0	0	0
November	Prior Year Purchase Orders	Budget Dept	Adjust for FY18 Is paid in FY17	Yes	32	9965/9923	\$366,396	\$26,961,136	0	0	0	0	366,396	0	0
November	Site Improvement	Budget Dept	Site Improvement Annex II from Assigned FB	From Assigned	32	9936	\$1,000,000	\$27,961,136	0	0	0	1,000,000	0	0	0
December	BYU Elem Ed Partnership	Budget Dept	Budget Carry Over from PY	Yes	10	0590	\$10,845	\$27,971,981	10,845	0	0	0	0	0	0
December	EARS	Budget Dept	Adjust Expenditure Budget to Revenue Budget	No	10	5334-5339	\$102,540	\$28,074,521	102,540	0	0	0	0	0	0
December	Title 1 changes	Budget Dept	Adjust Budget to revenue, across functions	No	10	7801	\$1,323,214	\$29,397,735	1,323,214	0	0	0	0	0	0
December	December Rebudget	Budget Dept	Adjust budgets based on mid year update	Yes	10	Various	(\$785,176)	\$28,612,559	(785,176)	0	0	0	0	0	0
December	Bond Phase II - Bond Sale	Budget Dept	Set Budget for Bond Sale and Phase II projects	No	32	98XX	\$126,084,498	\$154,697,057	0	0	0	126,084,498	0	0	0
December	Warehouse/Purchasing	Budget Dept	Add budget for Architect Services for new building	Yes	66	0000	\$39,650	\$154,736,707	0	0	0	0	0	39,650	
January	Trustlands Regular School	Budget Dept	Adjust Revenues to Cover Trustlands Overage	Yes	10	0000	\$27,850	\$154,764,557	27,850	0	0	0	0	0	0
January	Elem Hourly Teach	Budget Dept	Adjust for Elem Hourly Teach	Yes	10	0000	\$102,937	\$154,867,494	102,937	0	0	0	0	0	0
January	Unrestricted rebudget	Budget Dept	Rebudget for Unrestricted programs	Yes	10	0500	\$1,082,418	\$155,949,912	1,082,418	0	0	0	0	0	0
January	BYU Elem Ed Partnership	Budget Dept	Adjust budget to projected funding	No	10	0590	\$13,700	\$155,963,612	13,700	0	0	0	0	0	0
January	Digital Teaching and Learning	Budget Dept	Adjust DT&L budget to projected	Yes	10	5655	(\$92,231)	\$155,871,381	(92,231)	0	0	0	0	0	0
January	Beverly Taylor Sorenson	Budget Dept	Adjust budget to projected award	No	10	5882	\$457,658	\$156,329,039	457,658	0	0	0	0	0	0
January	Indian Education	Cabinet	Increase budget due to reduced award - One year only	Yes	10	7330	\$13,325	\$156,342,364	13,325	0	0	0	0	0	0
January	Rebudget Technology	Budget Dept	Adjust Technology for rebudget	Yes	10	9035	\$13,350	\$156,355,714	13,350	0	0	0	0	0	0
January	Physical Facilities	Budget Dept	Allocate sweeper budget	Yes	10	9051	\$56,282	\$156,411,996	56,282	0	0	0	0	0	0
January	CTE	Budget Dept	Adjust budget to projected	Yes	10	6XXX	\$1,757,709	\$158,169,705	1,757,709	0	0	0	0	0	0
January	Hourly Lane Change	Cabinet	Adjust budget for hourly lane change of 2 positions	Yes	10	9007/9023	\$10,840	\$158,180,545	10,840	0	0	0	0	0	0
January	Rebudget Fund 23 Non K-12	Budget Dept	Adjust 23 Budget to new projections	Yes	23	0000	\$45,480	\$158,226,025	0	45,480	0	0	0	0	0
January	Pre-K Grant	Budget Dept	Set up Budget	No	23	5321	\$160,800	\$158,386,825	0	160,800	0	0	0	0	0
January	Bus Lease	Budget Dept	Adjust for FY17 accrued cost	Yes	32	9015	(\$52,087)	\$158,334,738	0	0	0	(52,087)	0	0	0
January	Nutrition Services	Budget Dept	Adjust Nutrition Services to Projection	No	49	0000	\$540,000	\$158,874,738	0	0	0	0	540,000	0	0
January	Rebudget Fund 60 Ind Ins	Budget Dept	Adjust 60 Budget to new projections	No	60	0000	\$349,518	\$159,224,256	0	0	0	0	0	349,518	0
January	Budget for Purchasing Addition	Budget Dept	Set budget for New Building	Yes	66	9014	\$823,470	\$160,047,726	0	0	0	0	0	0	823,470
January	Rebudget Fund 66 Print/Warehouse	Budget Dept	Adjust 66 Budget to new projections	Yes	66	9014	\$98,260	\$160,145,986	0	0	0	0	0	0	98,260
							YTD Total By Fund 10	\$32,258,700	32,258,700	994,949	2,100,000	122,118,406	445,000	213,000	39,650
							YTD Total By Fund 23	\$994,949							
							YTD Total By Fund 26	\$2,100,000							
							YTD Total By Fund 32	\$122,118,406							
							YTD Total By Fund 49	\$445,000							
							YTD Total By Fund 60	\$213,000							
							YTD Total By Fund 66	\$39,650							

**Superintendent Discretionary Use
As of January 2018**

Month	Description	Program Number	Program Description	Budget Amount	Balance
July	Beginning Balance			\$350,000	\$350,000
July	Pro Dev Days to Digital Teaching/Learn	5655	Digital Teaching and Learning	(\$80,773)	\$269,227
September	Westlake Registrar	0000	General Ed	(\$26,699)	\$242,528
September	Westlake Computer Equipment	9035	Technology	(\$9,948)	\$232,580
September	Westlake Hand Washing Station	0000	General Ed	(\$1,265)	\$231,315
September	Westlake Desks	0000	General Ed	(\$18,193)	\$213,122
October	Funds Spent to Date in Program	9001	Superintendents Budget	(\$21,186)	\$191,936
November	Funds Spent to Date in Program	9001	Superintendents Budget	(\$16,530)	\$175,406
December	Funds Spent to Date in Program	9001	Superintendents Budget	(\$1,800)	\$173,606
January	Funds Spent to Date in Program	9001	Superintendents Budget	(\$499)	\$173,107

Classified Hiring Report
January 2018

NEW EMPLOYEES	POSITION	SCHOOL/DPT.	Effective Date	REPLACING	reason			
Jacob Barnes	Lead Custodian Jr. High	Pleasant Grove Jr. High	1/8/18	Jacob Hodson	school			
Rosalie Sager	Bus Driver	Transportion	1/8/18	Andrea Moye	resign			
Dawnell Mecham	N.S. Traveling Worker	N.S./Saratoga Shores El.	1/16/18	new position	n/a			
Melinda Grace	N.S. Traveling Worker	N.S./Greenwood El.	1/16/18	new position	n/a			
Hansen	Tamra	Transportion	1/8/18	Jolyn Paige	resign			
Rasmussen	Janae	Transportion	1/8/18	Fae Mills	resign			
Monterrosa	Maritza	Business Services	1/16/18	Kim Holmes	transfer			
Sedgwick	Jeffery	Transportion	2/5/18	Traci Fullerton	resign			
Richards	Andrea	Transportion	2/5/18	Mike Stewart	retire			
Contreras-Basurto	Alfonso	Orem Jr. High	2/14/18	Nathan Smith	transfer			
CHANGES/TRANSFERS	PREVIOUS POSITION	PREVIOUS SCHOOL/DPT.	EFFECTIVE DATE	REPLACING	NEW POSITION	NEW LOCATION	LANE	STEP
Christopher Gonzalez	Computer Onsite Tech/192 days	Technology Dpt.	1/18/18	n/a	Onsite Tech/250 days	same	15	7
Diana Rosenthal	Interpreter (In 1 step 4)	Special Education	1/19/18	n/a	Interpeter In 2 stp 4 due to education	same	2	4
Clarence Haynie	Bus Driver 4 hours	Transportion	1/8/18	n/a	Bus Driver 6 hours	same	12	7
Stacey Smith	Bus Driver 4 hours	Transportion	1/8/18	n/a	Bus Driver 6 hours	same	12	7
Earl Nay	Bus Driver 4 hours	Transportion	1/8/18	n/a	Bus Driver 6 hours	same	12	7
Travis Borwegen	Roving Custodian	Physical Facilities	2/1/18	Jalynn Eggett	Head Custodian Jr.	Oak Canyon Jr. High	13	5
RESIGNATIONS/TERM.	POSITION	SCHOOL/DPT.	EFFECTIVE DATE	REASON				
Jacob Hodson	Lead Custodian Jr. Hi	Pleasant Grove Jr. High	1/2/18	go to school				
Traci Fullerton	Bus Driver	Transportation	1/5/2018	return to hourly				
Jalynn Eggett	Head Custodian Jr. Hi	Oak Canyon Jr. High	1/20/18	retire				

Classified Hiring Report
January 2018

Jeff Parkes	Head Custodian Elem.	Mt. Mahogany Elem.	1/26/18	other employment
-------------	-------------------------	-----------------------	---------	------------------

Alpine School District Foundation Board Report January 2018

Donation Summary

Employees participating in payroll deduction: 1573
Amount of payroll deduction donations: \$22,918.00
Total number of patron donors for the month: 87
Total amount of patron donations for the month: \$21,398.42
Estimated Value of In-Kind Donations: \$660.00

In-Kind Donation Summary

Date	Donor	Donation	Beneficiary	Value
01/19/18	Heber Valley Railroad	2 scenic train vouchers	Foundation	\$60.00
01/29/18	Kevin & Camille Phelps	14' artificial Christmas tree	THS	\$600.00

Alpine School District Foundation
Receipt Register
\$2500 and Above
January 2018

Donor	Beneficiary	Amount
Get Away Today		\$4,155.00
Bartholomew, Larry		\$3,000.00
Your Cause: Adobe		\$3,000.00

Foundation
2017-18 YTD
Top 20 Donors
January 2018

Donor	Amount	Beneficiary
IM Flash Technologies, LLC.	\$172,500.00	Foundation IM Flash Math Immersion, WMS Schwab Chromebooks, SHS Undesignated, Football & Drill Team, LHS Football, PGHS Cross Country & Athletics Valley View STEM Program
Taylor, Jack	\$75,000.00	PGHS Baseball Donation
doTerra	\$53,400.00	IM Flash Immersion Program PGHS Football & Volleyball STARS Golf Program
Your Cause: Adobe	\$48,682.56	Many different areas
BFF	\$45,000.00	Cherry Hill, Manila, LRJH, MVHS
R2R Ventures, LLC	\$22,500.00	LPHS Football & Boys Golf, LHS Football
Benevity Community Impact Fund	\$17,999.52	Many different areas
Sorenson Legacy Foundation	\$15,000.00	WHS Trevor Schram ASL Grant
I Am More Foundation Inc.	\$13,500.00	Deerfield Disabilities Access Playground
Salt Lake City School District	\$12,800.00	We Care
Larry H Miller Charities	\$12,500.00	We Care
Hogan & Associates Construction, Inc.	\$11,100.00	STARS Golf Tournament AFHS Athletics Department
Spencer, Nick & Kim	\$10,500.00	Traverse Mtn. Teachers & Undesignated SHS Teachers & Undesignated LJH Teachers & Undesignated Traverse Mountain Ballroom
Houghton, Kyle	\$10,000.00	STARS Golf Program
Pro Star Fulfillment, Inc.	\$10,000.00	LPHS Volleyball
T Luke Savage Family Foundation	\$10,000.00	AFHS Marching Band Donation
Doug Smith Autoplex	\$9,000.00	SHS Band
Envoy Mortgage	\$8,250.00	PGHS Swim Team, Distance Education & Biking Vikings OCJH Hunter Donation for CTE & Technology
Advanced Sports & Orthopedics	\$8,000.00	SHS Athletic and Training Donation LPHS Athletics
Bank of American Fork	\$8,000.00	SHS Undesignated Donation

ASD Out of State Trips
February 13, 2018

Board Members,

I have included the Out of State Trip Reports and Requests for February. Please let me know if you have any questions or concerns.

Rhonda Bromley

Trip Reports

- | | | |
|----------------------|-----------------|-----------------------|
| 1. Lehi HS | Wrestling | Nevada |
| 2. Lone Peak HS | Boys Basketball | South Carolina |
| 3. Pleasant Grove HS | Boys Basketball | Arizona
California |

Trip Requests

- | | | |
|---|------------|---------------|
| 1. American Fork HS | Choir | California |
| *The SCC approved the travel home on Sunday 4/22. | | |
| 2. American Fork HS | Drill Team | California |
| *80.1% parent approval. 4 parents were not in attendance and did not respond to the request for vote. | | |
| 3. American Fork HS | Japanese | Washington DC |
| *National Japanese Bowl – three students qualified. | | |
| 4. Lehi HS | Softball | Nevada |
| *Re-submitted – sent back last month for parent approval. | | |
| 5. Lone Peak HS | Volleyball | Arizona |
| 6. Mountain View HS | Ballroom | California |
| *During Spring Break | | |
| 7. Mountain View High School | Orchestra | California |
| *7 Parents not in attendance and did not respond to vote. | | |
| *SCC approved travel home on 4/22. | | |

SUBMIT PAGES 1 & 2 AT LEAST 90 DAYS PRIOR TO TRIP

ALPINE SCHOOL DISTRICT						
APPLICATION FOR STUDENT TRAVEL (IN-STATE & OUT-OF-STATE)						
Name of School:	American Fork High School					
Group Requesting Trip:	AFHS Choir classes					
Faculty Member in Charge:	Tracy Warby					
Destination:	Ananeim, California					
Objective of the Trip:	Clinics and Festival Competition					
Dates of Trip:	Departure Date: 4/18/18			Return Date: 4/22/18		
Number of School Days to be Missed:	3			(NOT to exceed 3)		
Number of Students in Group	F:	120	M:	60	Total:	180
Number of Adult Supervisors*	F:	13	M:	7	Total:	20 (minimum ratio 1:10)
Has this group been on a trip this school year?	Dates: NO		Term:		Number of Days Missed:	
Does trip conflict with moratorium dates?	Y <input type="checkbox"/>	N <input checked="" type="checkbox"/>	If yes, attach UHSAA Moratorium Adjustment Form			
Did you send & receive parent consent for each participant?	Y <input checked="" type="checkbox"/> N <input type="checkbox"/>					
Estimated Cost Per Student:	\$ 675					
Less Amount Per Student from Fundraiser:	- \$ optional fund raising					
Estimated Maximum Cost Per Student:	= \$ 675 (total student out-of-pocket)					
Itinerary, transportation, and lodging plans are described in detail on attached forms. Y <input checked="" type="checkbox"/> N <input type="checkbox"/>						

PARENT MEETING TO DISCUSS TRIP PLANS

(Refer to [Policy #5150](#), [Procedure 2.2.4](#))

(To be completed by principal after parent meeting is held)

Number of Parents Approving the Trip:	185	ONLY ONE VOTE PER STUDENT IS ALLOWED. If two parents are in attendance you may only count one of their votes. Total number of votes cannot be greater than the number of students that will be participating in the trip.
Number of Parents Opposing the Trip:	1	
Total Number of Students in Group:	180	
Approval %	99.8	Number of Approved Votes ÷ Number of Students in Group = Approval %

All trips must be approved 90 days before travel. Exceptions will be approved only when an invitation to a national event or national competition occurs outside of the 90-day deadline. If an exception is requested, a letter from the principal is required.

*Utah Code requires that all chaperones/supervisors have or will have a current criminal background check prior to the trip. No chaperones/supervisors will be allowed to participate unless a background check has been completed. The ratio is gender specific not total students (i.e., if your group includes 20 students—12 female and 8 male, you would need 2 female chaperones and 1 male chaperone). [Policy 5150, 1.5](#)

Faculty Advisor Initial Tracy Warby

UNIVERSITY OF UTAH SYSTEM OF HIGHER EDUCATION
160 SOUTH REDDEN BUILDING, SUITE 2000
SALT LAKE CITY, UTAH 84143-0200
(801) 581-5300

RECEIVED

JAN 09 2013

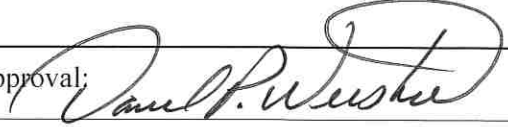
Payroll Department

SUBMIT PAGES 1 & 2 AT LEAST 90 DAYS PRIOR TO TRIP

PROPOSED ITINERARY			
Date	Destination	Activities	Lodging
4/18	St. Geroge/Anaheim	Clinic at Dixie State and travel day	Embassy Suites in Anaheim
4/19	Anaheim area	Workshop and some time at Disneyland	same
4/20	Placentia	Choir Festival	same
4/21	Anaheim area	Disneyland and possible musical	same
4/22	American Fork	Travel Day	
Mode of Transportation – via State Risk-Approved Vendor			
Mode of Transportation:	Le Bus Coaches	Vendor:	Le Bus

SCHOOL CERTIFICATION AND APPROVAL

By signing below, we certify that this trip complies with district policies.

Faculty Advisor Approval: Tracy Warby	<small>Digitally signed by Tracy Warby DN: cn=Tracy Warby, o=American Fork High School, ou email=twarby@alpineidistrict.org, c=US Date: 2018.01.24 12:36:00 -0700</small>	Principal Approval: 
---------------------------------------	---	--

RECEIVED
 JAN 09 2018
 Payroll Department

SUBMIT PAGES 1 & 2 AT LEAST 90 DAYS PRIOR TO TRIP

ALPINE SCHOOL DISTRICT

APPLICATION FOR STUDENT TRAVEL (IN-STATE & OUT-OF-STATE)

Name of School:	American Fork High School				
Group Requesting Trip:	Drill Team				
Faculty Member in Charge:	Jeana Harmon				
Destination:	Anaheim, California				
Objective of the Trip:	Perform and do Workshops at Disneyland				
Dates of Trip:	Departure Date: 4/18/2018		Return Date: 4/21/2018		
Number of School Days to be Missed:	3 (NOT to exceed 3)				
Number of Students in Group	F: 28	M:	Total: 28		
Number of Adult Supervisors*	F: 6	M:	Total: 6	(minimum ratio 1:10)	
Has this group been on a trip this school year?	Dates: No		Term:	Number of Days Missed:	
Does trip conflict with moratorium dates?	Y <input type="checkbox"/>	N <input checked="" type="checkbox"/>	If yes, attach UHSAA Moratorium Adjustment Form		
Did you send & receive parent consent for each participant?	Y <input checked="" type="checkbox"/> N <input type="checkbox"/>				
Estimated Cost Per Student:	\$ 839.00				
Less Amount Per Student from Fundraiser:	- \$ 0.00				
Estimated Maximum Cost Per Student:	= \$ 839.00				(total student out-of-pocket)
Itinerary, transportation, and lodging plans are described in detail on attached forms. Y <input checked="" type="checkbox"/> N <input type="checkbox"/>					

PARENT MEETING TO DISCUSS TRIP PLANS

(Refer to Policy #5150, Procedure 2.2.4)

(To be completed by principal after parent meeting is held)

Number of Parents Approving the Trip:	21	ONLY ONE VOTE PER STUDENT IS ALLOWED. If two parents are in attendance you may only count one of their votes. Total number of votes cannot be greater than the number of students that will be participating in the trip.
Number of Parents Opposing the Trip:	1	
Total Number of Students in Group:	26	
Approval %	80.1%	

All trips must be approved 90 days before travel. Exceptions will be approved only when an invitation to a national event or national competition occurs outside of the 90-day deadline. If an exception is requested, a letter from the principal is required.

*Utah Code requires that all chaperones/supervisors have or will have a current criminal background check prior to the trip. No chaperones/supervisors will be allowed to participate unless a background check has been completed. The ratio is gender specific not total students (i.e., if your group includes 20 students—12 female and 8 male, you would need 2 female chaperones and 1 male chaperone). Policy 5150, 1.5

Faculty Advisor initial JEH

SUBMIT PAGES 1 & 2 AT LEAST 90 DAYS PRIOR TO TRIP

ALPINE SCHOOL DISTRICT				
APPLICATION FOR STUDENT TRAVEL (IN-STATE & OUT-OF-STATE)				
Name of School:	American Fork High School			
Group Requesting Trip:	Japanese Program (winning group of Utah Japan Bowl)			
Faculty Member in Charge:	Marisa Bellini			
Destination:	Washington DC			
Objective of the Trip:	To compete in the National Japan Bowl			
Dates of Trip:	Departure Date: 4/12/18		Return Date: 4/15/18	
Number of School Days to be Missed:	2 (NOT to exceed 3)			
Number of Students in Group	F:	M:	Total:	
		3	3	
Number of Adult Supervisors*	F:	M:	Total:	(minimum ratio 1:10)
	1	1	2	
Has this group been on a trip this school year?	Dates:	Term:	Number of Days Missed:	
Does trip conflict with moratorium dates?	Y <input type="checkbox"/> N <input checked="" type="checkbox"/>	If yes, attach UHSAA Moratorium Adjustment Form		
Did you send & receive parent consent for each participant? Y <input checked="" type="checkbox"/> N <input type="checkbox"/>				
Estimated Cost Per Student:	\$ 100			
Less Amount Per Student from Fundraiser:	- \$			
Estimated Maximum Cost Per Student:	= \$ 100 (total student out-of-pocket)			
Itinerary, transportation, and lodging plans are described in detail on attached forms. Y <input checked="" type="checkbox"/> N <input type="checkbox"/>				

PARENT MEETING TO DISCUSS TRIP PLANS

(Refer to Policy #5150, Procedure 2.2.4)

(To be completed by principal after parent meeting is held)

Number of Parents Approving the Trip:	3	ONLY ONE VOTE PER STUDENT IS ALLOWED. If two parents are in attendance you may only count one of their votes. Total number of votes cannot be greater than the number of students that will be participating in the trip.
Number of Parents Opposing the Trip:		
Total Number of Students in Group:	3	
Approval %	100	Number of Approved Votes ÷ Number of Students in Group = Approval %

All trips must be approved 90 days before travel. Exceptions will be approved only when an invitation to a national event or national competition occurs outside of the 90-day deadline. If an exception is requested, a letter from the principal is required.


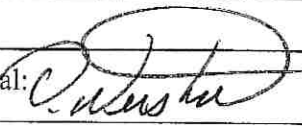
*Utah Code requires that all chaperones/supervisors have or will have a current criminal background check prior to the trip. No chaperones/supervisors will be allowed to participate unless a background check has been completed. The ratio is gender specific not total students (i.e., if your group includes 20 students—12 female and 8 male, you would need 2 female chaperones and 1 male chaperone). Policy 5150, 1.5

Faculty Advisor initial MB

SUBMIT PAGES 1 & 2 AT LEAST 90 DAYS PRIOR TO TRIP

PROPOSED ITINERARY			
Date	Destination	Activities	Lodging
4/12	SLC-Washington DC	Parents will bring their students to the airport and we'll meet them at the gate to check in. We will get at Washington DC in the mo	National 4-H center http://www.4hcenter.org/
4/13	Washington DC	Competition Day 1	National 4-H center http://www.4hcenter.org/
4/14	Washington DC	Competition Day 2 and attend the biggest Japanese Festival in the Nation after competition	National 4-H center http://www.4hcenter.org/
4/15	Washington DC-SLC	The National Japan Bowl bus will take us to the airport. Traveling back by airplane in the morning	
Mode of Transportation – via State Risk-Approved Vendor			
Mode of Transportation:	Airplane	Vendor:	

SCHOOL CERTIFICATION AND APPROVAL

By signing below, we certify that this trip complies with district policies.	
Faculty Advisor Approval: 	Principal Approval: 

12/15

SUBMIT PAGES 1 & 2 AT LEAST 90 DAYS PRIOR TO TRIP

ALPINE SCHOOL DISTRICT

APPLICATION FOR STUDENT TRAVEL (IN-STATE & OUT-OF-STATE)

Name of School:	Lehi High School					
Group Requesting Trip:	Softball					
Faculty Member in Charge:	Tim Kennedy					
Destination:	Summerlin Nevada					
Objective of the Trip:	Team bonding, quality regional competition.					
Dates of Trip:	Departure Date: 3/28/18			Return Date: 3/31/18		
Number of School Days to be Missed:	3			(NOT to exceed 3)		
Number of Students in Group	F:	20	M:		Total:	20
Number of Adult Supervisors*	F:	3	M:	2	Total:	5 (minimum ratio 1:10)
Has this group been on a trip this school year?	Y ¹⁰		Dates:		Term:	Number of Days Missed: 0
Does trip conflict with moratorium dates?	Y	N	NO	If yes, attach UHSAA Moratorium Adjustment Form		
Did you send & receive parent consent for each participant?	Y Not yet. Parent meeting/preseason.					
Estimated Cost Per Student:	\$ 395					
Less Amount Per Student from Fundraiser:	- \$ 395					
Estimated Maximum Cost Per Student:	= \$ 0			(total student out-of-pocket)		
Itinerary, transportation, and lodging plans are described in detail on attached forms. Yes						

PARENT MEETING TO DISCUSS TRIP PLANS


(Refer to Policy #5150, Procedure 2.2.4)


(To be completed by principal after parent meeting is held)

Number of Parents Approving the Trip:	12	ONLY ONE VOTE PER STUDENT IS ALLOWED. If two parents are in attendance you may only count one of their votes. Total number of votes cannot be greater than the number of students that will be participating in the trip.
Number of Parents Opposing the Trip:	0	
Total Number of Students in Group:	12	
Approval %	100%	Number of Approved Votes ÷ Number of Students in Group = Approval %

SCHOOL CERTIFICATION AND APPROVAL

By signing below, we certify that this trip complies with district policies.

Faculty Advisor Approval: 

Principal Approval: 

SUBMIT WITHIN 10 DAYS OF RETURN FROM TRIP

PROPOSED/ACTUAL EXPENSES

Organization:			
School:			
Dates:			
Destination:			
Number of Students:		(as per Policy #5150, 1.5)	
No. Of Chaperones/Supervisors			
COST			
Summary Breakdown	Description	Proposed	Actual
Cost of Transportation (1):		\$	\$
Cost of Lodging (1):		\$	\$
Cost of Meals (1):		\$	\$
Other Expenses (1):		\$	\$
Total Expenses:		\$	\$
Total Receipts received for Trip:			
Cost per Student:		\$	\$

ALPINE SCHOOL DISTRICT

APPLICATION FOR STUDENT TRAVEL (IN-STATE & OUT-OF-STATE)

Name of School:	Lone Peak High School					
Group Requesting Trip:	Volleyball					
Faculty Member in Charge:	Reed Carlson/Jaime Bartholomew					
Destination:	Phoenix, Arizona					
Objective of the Trip:	Tournament					
Dates of Trip:	Departure Date: 9/19/2018			Return Date: 9/22/2018		
Number of School Days to be Missed:	3 (NOT to exceed 3)					
Number of Students in Group	F: 12	M:	Total: 12			
Number of Adult Supervisors*	F: 2	M: 2	Total: 4	(minimum ratio 1:10)		
Has this group been on a trip this school year?	Dates:		Term:	Number of Days Missed:		
Does trip conflict with moratorium dates?	Y <input type="checkbox"/>	N <input checked="" type="checkbox"/>	If yes, attach UHSAA Moratorium Adjustment Form			
Did you send & receive parent consent for each participant?	Y <input checked="" type="checkbox"/> N <input type="checkbox"/>					
Estimated Cost Per Student:	\$ 900.00					
Less Amount Per Student from Fundraiser:	- \$ 800.00					
Estimated Maximum Cost Per Student:	= \$ 100.00					(total student out-of-pocket)
Itinerary, transportation, and lodging plans are described in detail on attached forms. Y <input checked="" type="checkbox"/> N <input type="checkbox"/>						

PARENT MEETING TO DISCUSS TRIP PLANS

(Refer to [Policy #5150, Procedure 2.2.4](#))

(To be completed by principal after parent meeting is held)

Number of Parents Approving the Trip:	9	ONLY ONE VOTE PER STUDENT IS ALLOWED. If two parents are in attendance you may only count one of their votes. Total number of votes cannot be greater than the number of students that will be participating in the trip.
Number of Parents Opposing the Trip:	0	
Total Number of Students in Group:	8-12	
Approval %	100	
		Number of Approved Votes ÷ Number of Students in Group = Approval %

All trips must be approved 90 days before travel. Exceptions will be approved only when an invitation to a national event or national competition occurs outside of the 90-day deadline. If an exception is requested, a letter from the principal is required.

*Utah Code requires that all chaperones/supervisors have or will have a current criminal background check prior to the trip. No chaperones/supervisors will be allowed to participate unless a background check has been completed. The ratio is gender specific not total students (i.e., if your group includes 20 students—12 female and 8 male, you would need 2 female chaperones and 1 male chaperone). [Policy 5150.1.5](#)

Faculty Advisor initial JB

1-5

SUBMIT PAGES 1 & 2 AT LEAST 90 DAYS PRIOR TO TRIP

ALPINE SCHOOL DISTRICT					
APPLICATION FOR STUDENT TRAVEL (IN-STATE & OUT-OF-STATE)					
Name of School:	Mountain View High School				
Group Requesting Trip:	Ballroom Dance Company				
Faculty Member in Charge:	Marcela Baugh				
Destination:	Los Angeles				
Objective of the Trip:	To give students an look into professional ballroom dance				
Dates of Trip:	Departure Date: April 2, 2018		Return Date: April 5, 2018		
Number of School Days to be Missed:	0 (NOT to exceed 3)				
Number of Students in Group	F: 10	M: 8	Total: 18		
Number of Adult Supervisors*	F: 1	M: 1	Total: 2	(minimum ratio 1:10)	
Has this group been on a trip this school year?	Dates: N/A		Term: N/A		Number of Days Missed: N/A
Does trip conflict with moratorium dates?	Y <input type="checkbox"/>	N <input checked="" type="checkbox"/>	If yes, attach UHSAA Moratorium Adjustment Form		
Did you send & receive parent consent for each participant?	Y <input checked="" type="checkbox"/>	N <input checked="" type="checkbox"/>	<i>(SENT TO ALL PARENTS / NOT ALL RESPONDED)</i>		
Estimated Cost Per Student:	\$ 575				
Less Amount Per Student from Fundraiser:	- \$ N/A(not done yet)				
Estimated Maximum Cost Per Student:	= \$ 575				(total student out-of-pocket)
Itinerary, transportation, and lodging plans are described in detail on attached forms. Y <input checked="" type="checkbox"/> N <input type="checkbox"/>					

PARENT MEETING TO DISCUSS TRIP PLANS

(Refer to Policy #5150, Procedure 2.2.4)

(To be completed by principal after parent meeting is held)

Number of Parents Approving the Trip:	16	ONLY ONE VOTE PER STUDENT IS ALLOWED. If two parents are in attendance you may only count one of their votes. Total number of votes cannot be greater than the number of students that will be participating in the trip.
Number of Parents Opposing the Trip:	2 <i>(DID NOT RESPOND)</i>	
Total Number of Students in Group:	18	
Approval %	88	
		Number of Approved Votes ÷ Number of Students in Group = Approval %

All trips must be approved 90 days before travel. Exceptions will be approved only when an invitation to a national event or national competition occurs outside of the 90-day deadline. If an exception is requested, a letter from the principal is required.

*Utah Code requires that all chaperones/supervisors have or will have a current criminal background check prior to the trip. No chaperones/supervisors will be allowed to participate unless a background check has been completed. The ratio is gender specific not total students (i.e., if your group includes 20 students - 12 female and 8 male, you would need 2 female chaperones and 1 male chaperone). Policy 5150, 1.5

Faculty Advisor initial

ALPINE SCHOOL DISTRICT

Application for Student Overnight and/or Extended Trip


Name of School	Mountain View High School						
Group Requesting Trip	Orchestra						
Faculty Member in Charge	John Bowman						
No. of Students in Group	Female	26	Male	14	Total	40	
No. of Adult Supervisors **	Female	3	Male	2	Total	5	(min. ratio 1:10)
School Days to be Missed	3 (Not to exceed 3 days)						
Estimated Max Cost Per Student	\$588.00						
Amount Per Student from Fundraiser	- \$100.00						
Estimated Max Cost Per Student	=\$488.00						
Destination and Nature of Trip	Anaheim, CA - Music workshops and clinics						
Objective of the Trip	Improve and polish ensemble performances in preparation for state festivals						

NOTE: Itinerary, transportation, and lodging plans must be described in detail on attached forms.

School Certification and Approval


Faculty Advisor Approval

4/4/18
Date


Principal Approval

This form must be typewritten or the request will be returned. All trips must meet one of the following guidelines: 1) Any trip **prior** to October 1st must be approved 90 days before travel. 2) All other extended excursions that require Board approval must be submitted by October 1st. 3) Exceptions will be approved only when an invitation to a national event or national competition occurs after the October deadline, in which case the request must be submitted at least 90 days before travel. 2) All other extended exc

**** Utah Code requires that all chaperones/supervisors have or will have a current criminal background check prior to the trip. No chaperones/supervisors will be allowed to participate unless a background check has been completed. The ratio is gender specific not total students (i.e., if your group includes 20 students—12 female and 8 male, you would need 2 female chaperones and 1 male chaperone).**

Please Initial JB

Parent Meeting to Discuss Trip Plans

To be completed by principal after parent meeting is held

Date:	11/28/17	Time:	6:30 pm	Place:	Mountain View Instrumental Music Room
--------------	----------	--------------	---------	---------------	---------------------------------------

Parent's Preliminary Vote through Confidential Ballot - **ONLY ONE VOTE PER STUDENT**

No. of parents Approving the Trip	32	Only one vote per student is allowed. If two parents are in attendance you may only count one of their votes. Total Number of votes cannot be greater than the number of students that will be participating in the trip.
No. of Parent Opposing the Trip	1	
Total No. of Students in Group	40	
Approval %	80%	
		Number of Approved Votes ÷ No. of Students in Group = Approval %

Proposed Itinerary

Date	Destination	Activities	Lodging
4/18/18	Cedar City, UT	Travel	Crystal Inn
4/19/18	Anaheim, CA	SUU Clinic, Travel, Beach	Quality Inn
4/20/18	Anaheim, CA	Recording Workshop, Disneyland	Quality Inn
4/21/18	Anaheim, CA	College Clinic, Universals Studios,	Quality Inn
4/22/18	Orem, UT	Travel	

Mode of Transportation

Charter Bus - Le Bus

Misc Comments/Information

Board Approval

Board Approval

Date

Policy No. 1618

COMMUNITY RELATIONS

1.0 NAMING OF NEW SCHOOLS

1.1 The Board of Education will ask the new school principal to **form a new school naming committee comprised of existing** ~~assist the elected~~ PTA **and/or SCC officers/members and patrons** from the new school attendance area. ~~in~~ **The committee will** conducting a survey **and** ~~from which the PTA will~~ make the official recommendation to the board of education concerning a name for the new school.

1.2 The survey should sample students, **patrons** ~~PTA members~~, and other residents of the attendance area.

Board Approved: March 8, 1983

Board Reviewed: March 2003

Revised: February 13, 2018

Procedures No. 1618
(Ref:) Policy No. 1618

1.0 NAMING OF NEW SCHOOLS

1.1 A committee shall be created upon completion of the following:

1.1.1 The new school attendance ~~area~~ **boundary** has been determined.

1.1.2 The new school principal has been selected.

1.1.3 The **existing** PTA **and/or SCC** officers/**members and patrons residing within the new school boundary have been identified.** ~~have been selected for the new school.~~

1.2 Committee membership and responsibilities shall be:

1.2.1 The committee shall be co-chaired by ~~a the P.T.A. president or another~~ PTA **and/or SCC** officers/**members and patrons** and the school principal. A district administrator (selected by the Superintendent) shall serve as an ex-officio officer.

1.2.2 Committee members will be selected by the ~~P.T.A. officers and the~~ school principal **and co-chair** and will be submitted to the Board of Education for final approval.

1.2.3 Guidelines outlining the naming process will be established by the committee, reviewed by the ex-officio officer, and approved by the Board of Education. Once established, these guidelines shall be adhered to throughout the entire process. It is the responsibility of the ex-officio officer and the school principal to assist the ~~P.T.A. and the~~ committee to work within the guidelines established and to be consistent and fair.

1.2.4 In accordance with policy, the committee will conduct a survey. The survey would not be a popular vote but would sample students, **patrons** ~~P.T.A. members~~, and other residents of the attendance area. As part of the survey, suggestions from students, patrons, and other residents of the attendance area may be requested.

1.2.5 The committee shall present three names to the Board of Education, without ranking them, from which the Board of Education shall make its selection. The names should reflect the circumstances of all of the students who will attend the school; e.g., recognizing that often students attend from different communities.

1.2.6 Public input sessions, if held, as well as the number and type, would be established by the committee as part of their procedures. This prerogative is subject to Board of Education approval.

1.3 The Board of Education has the final prerogative to approve the name of the new school.

3/23/95

March 2003

Revised: February 13, 2018

ALPINE SCHOOL DISTRICT January 31, 2018 ENROLLMENT PER SKYWARD

ELEMENTARY SCHOOLS	Pre-K	K	1st	2nd	3rd	4th	5th	6th	Total	SC	Total	PY Projection for 2017	Current - Projection	10/1/2017	Current - Oct 1, 2017
Alpine	32	58	109	95	102	105	122	109	700	3	703	703	-	702	1
Aspen	-	55	56	82	71	70	65	66	465	9	474	534	(60)	469	5
Barratt	24	52	74	75	75	75	83	79	513	1	514	538	(24)	521	(7)
Black Ridge	-	192	177	205	184	209	166	161	1,294	3	1,297	1,230	67	1,271	(26)
Bonneville	100	69	77	78	82	85	84	87	562	6	568	560	8	570	(2)
Cascade	-	93	119	95	104	116	113	93	733	2	735	745	(10)	739	(4)
Cedar Ridge	-	92	116	120	115	124	133	162	862	18	880	898	(18)	882	(2)
Cedar Valley	-	17	21	13	19	18	18	16	122	-	122	106	16	113	9
Central	28	85	73	92	64	99	92	81	586	3	589	577	12	582	7
Cherry Hill	28	95	114	120	127	112	98	94	760	5	765	802	(37)	766	(1)
Deerfield	53	82	95	74	107	111	112	138	719	1	720	732	(12)	724	(4)
Dry Creek	26	163	182	142	150	132	116	124	1,009	1	1,010	1,029	(19)	1,005	5
Eaglecrest	33	128	123	144	130	155	160	175	1,015	33	1,048	1,004	44	1,057	(9)
Eagle Valley	27	90	106	93	93	99	93	81	655	28	683	714	(31)	665	18
Foothill	41	94	80	67	100	100	103	104	648	25	673	670	3	673	-
Forbes	-	65	69	62	60	70	72	70	468	28	496	482	14	501	(5)
Fox Hollow	-	154	158	144	144	163	155	157	1,075	20	1,095	1,085	10	1,099	(4)
Freedom	31	135	108	131	151	152	157	170	1,004	18	1,022	1,033	(11)	1,041	(19)
Geneva	53	52	43	46	58	53	59	51	362	-	362	375	(13)	373	(11)
Greenwood	34	97	88	100	107	87	87	88	654	9	663	629	34	666	(3)
Grovecrest	-	94	108	95	118	126	100	113	754	12	766	720	46	757	9
Harvest	38	122	137	136	150	142	143	111	941	17	958	944	14	956	2
Hidden Hollow	36	148	125	132	121	122	130	132	910	10	920	884	36	937	(17)
Highland	-	98	102	104	118	129	142	117	810	27	837	846	(9)	836	1
Hillcrest	-	44	41	44	36	46	46	47	304	46	350	345	5	353	(3)
Legacy	90	74	94	91	112	104	125	123	723	2	725	729	(4)	719	6
Lehi	28	106	90	92	108	77	99	76	648	-	648	635	13	651	(3)
Lindon	29	69	87	77	92	112	114	105	656	14	670	657	13	677	(7)
Manila	-	83	91	91	96	104	120	124	709	4	713	739	(26)	708	5
Meadow	-	121	110	103	125	101	93	112	765	14	779	747	32	772	7
Mount Mahogany	-	130	122	122	129	109	116	108	836	46	882	926	(44)	871	11
Mountain Trails	18	97	103	99	79	112	89	70	649	14	663	661	2	657	6
North Point	34	112	118	109	112	118	99	95	763	1	764	803	(39)	753	11
Northridge	31	93	112	93	97	101	101	101	698	59	757	724	33	737	20
Orchard	37	95	111	124	99	106	110	89	734	2	736	718	18	743	(7)
Orem	35	89	64	73	84	85	99	94	588	21	609	601	8	587	22
Pony Express	61	157	136	128	117	140	108	103	889	21	910	904	6	896	14
Ridgeline	59	141	118	130	143	147	162	158	999	9	1,008	944	64	994	14
River Rock	36	144	140	134	114	133	107	100	872	20	892	856	36	880	12
Riverview	-	130	141	143	118	128	130	132	922	17	939	989	(50)	913	26
Rocky Mountain	18	61	101	99	89	98	99	82	629	32	661	660	1	652	9
Sage Hills	23	145	147	136	155	135	134	138	990	9	999	967	32	977	22
Saratoga Shores	40	98	88	117	129	139	142	142	855	1	856	839	17	833	23
Scera Park	31	49	65	66	63	62	63	62	430	17	447	462	(15)	444	3
Sego Lily	39	72	86	105	106	130	126	129	754	4	758	828	(70)	763	(5)
Sharon	68	65	42	56	63	51	66	55	398	2	400	396	4	401	(1)
Shelley	-	139	129	122	147	124	155	131	947	1	948	866	82	952	(4)
Snow Springs	30	108	116	115	120	108	110	111	788	54	842	837	5	844	(2)
Springside	25	168	171	152	163	144	145	138	1,081	-	1,081	940	141	1,056	25
Suncrest	55	62	60	51	59	48	61	55	396	5	401	390	11	394	7
Thunder Ridge	13	164	147	155	151	136	155	128	1,036	36	1,072	1,088	(16)	1,061	11
Traverse Mtn.	58	191	167	198	157	171	147	147	1,178	7	1,185	1,162	23	1,179	6
Valley View	11	56	57	61	51	63	78	55	421	3	424	401	23	431	(7)
Vineyard	29	193	204	168	139	157	157	133	1,151	17	1,168	1,091	77	1,180	(12)
Westfield	29	62	83	78	98	112	120	144	697	2	699	697	2	695	4
Westmore	29	53	58	48	48	54	54	44	359	8	367	400	(33)	369	(2)
Windsor	47	96	80	70	50	67	53	72	488	21	509	496	13	510	(1)
On-line School	-	12	11	10	12	20	24	20	109	-	109	119	(10)	92	17
Elementary School Total	1,587	5,809	5,950	5,905	6,011	6,196	6,210	6,002	42,083	788	42,871	42,457	414	42,649	222

JUNIOR HIGHS	7th	8th	9th						Total	SC	Total	PY Projection for 2017	Current - Projection	10/1/2017	Current - Oct 1, 2017
American Fork	637	635	674						1,946	21	1,967	1,932	35	1,961	6
Canyon View	380	404	371						1,155	17	1,172	1,192	(20)	1,162	10
Frontier	568	586	520						1,674	20	1,694	1,676	18	1,711	(17)
Lakeridge	392	402	404						1,198	22	1,220	1,249	(29)	1,235	(15)
Lehi	674	643							1,317	14	1,331	1,297	34	1,330	1
Mountain Ridge	403	451	437						1,291	13	1,304	1,363	(59)	1,315	(11)
Oak Canyon	465	462	454						1,381	24	1,405	1,399	6	1,416	(11)
Orem	322	309	288						919	16	935	933	2	915	20
Pleasant Grove	450	453	500						1,403	14	1,417	1,395	22	1,427	(10)
Timberline	449	434	461						1,344	14	1,358	1,355	3	1,352	6
Vista Heights	721	724	639						2,084	22	2,106	2,093	13	2,085	21
Willowcreek	612	545	491						1,648	27	1,675	1,733	(58)	1,690	(15)
On-line School	21	24	-						45		45	50	(5)	38	7
Junior High Total	6,094	6,072	5,239						17,405	224	17,629	17,667	(38)	17,637	(8)

SENIOR HIGHS	7th	8th	9th	10th	11th	12th	F1	J1	Total	SC	Total	PY Projection for 2017	Current - Projection	10/1/2017	Current - Oct 1, 2017
American Fork				725	754	758			2,237	24	2,261	2,319	(58)	2,302	(41)
Lehi				481	460	405			1,346	22	1,368	1,352	16	1,416	(48)
Lone Peak				855	860	791			2,506	14	2,520	2,572	(52)	2,561	(41)
Mountain View				414	418	415			1,247	13	1,260	1,294	(34)	1,278	(18)
Orem				406	397	381			1,184	14	1,198	1,255	(57)	1,214	(16)
Pleasant Grove				696	728	657			2,081	24	2,105	2,109	(4)	2,136	(31)
Polaris				1	54	87			142	-	142	156	(14)	132	10
Skyridge			698	732	632	545			2,607	20	2,627	2,518	109	2,634	(7)
Timpanogos High				533	492	442			1,467	29	1,496	1,471	25	1,506	(10)
Westlake				1,098	1,019	841			2,958	25	2,983	3,071	(88)	3,065	(82)
East Shore/On-line 9-12				-	-	2			2	-	2		2	-	2
Summit (At Risk)				2	11	7			20	-	20	24	(4)	33	(13)
Senior High Total			698	5,943	5,827	5,329	-	-	17,797	185	17,982	18,141	(159)	18,277	(295)

Regular Program Total									77,285	1,197	78,482	78,265	217	78,563	(81)
------------------------------	--	--	--	--	--	--	--	--	---------------	--------------	---------------	---------------	------------	---------------	-------------

Special Schools	Pre-K	9th	10th	11th	12th	F1	J1	Total	SC	Total	PY Projection for 2017	Current - Projection	10/1/2017	Current - Oct 1, 2017
Summit (YIC) 7-12		6	8	12	18			44	-	44	70	(26)	58	(14)
Dan Peterson	5								219	219	210	9	220	(1)
Horizon	5								108	108	104	4	117	(9)
Served by Appt(Sp Ed) PK-3	262								-	-	10	(10)	-	-
Special Total	272	6	8	12	18			44	327	371	394	(23)	395	(24)

GRAND TOTAL	1,859								77,329	1,524	78,853	78,659	194	78,958	(105)
--------------------	--------------	--	--	--	--	--	--	--	---------------	--------------	---------------	---------------	------------	---------------	--------------

October 1, 2017									77,392	1,566	78,958				
-----------------	--	--	--	--	--	--	--	--	--------	-------	--------	--	--	--	--

Δ									(63)	(42)	(105)				
---	--	--	--	--	--	--	--	--	------	------	-------	--	--	--	--