GRANGER-HUNTER
IMPROVEMENT DISTRICT

Board Meeting of the Board of Trustees August 18, 2026

January 20, 2026	**July 28, 2026**
February 17, 2026	**August 18, 2026**
March 24, 2026	September 8, 2026
April 21, 2026	October 20, 2026
May 19, 2026	November 17, 2026
June 16, 2026	*December 15, 2026 (if needed)*

GRANGER-HUNTER IMPROVEMENT DISTRICT

ACRONYMS AND ABBREVIATIONS

ACRONYM OR ABBREVIATION	DEFINITION
ACH	Automated Clearing House
AF	Acre-feet or Acre-foot
AMI	Advanced Metering Infrastructure
AMZN	Amazon
A/R	Accounts Receivable
A/P	Accounts Payable
APWA	American Public Works Association
ASR	Aquifer Storage and Recovery
AWWA	American Water Works Association
AWWAIMS	American Water Works Association Intermountain Section
BOD	Biological Oxygen Demand
BRIC	Building Resilient Infrastructure and Communities
CC	Credit Card
CCTV	Closed Cuircuit Television
CDA	Community Development Area
CFS	Cubic Feet per Second
CFO	Chief Financial Officer
CIP	Construction-in-Process/Capital Improvement Project
COS	Cost-of-Service
CRA	Community Reinvestment Area
CRWUA	Colorado River Water Users Association
CUP	Central Utah Project
CUPCA	Central Utah Project Completion Act
CUWCD	Central Utah Water Conservancy District
CVWRF	Central Valley Water Reclamation Facility
CWP	Central Utah Water Development Project
CWS	Community Water Systems
CWSRF	Clean Water State Revolving Fund
DBP	Disinfection By-product
DDW	Utah Division of Drinking Water
DEQ	Utah Department of Environmental Quality
DNR	Utah Department of Natural Resources
DOI	Department of Interior
DWQ	Utah Division of Water Quality
DWRe	Utah Division of Water Resources
DWRi	Utah Division of Water Rights
EA	Environmental Assessment
EIS	Environmental Impact Statement

EOC	Emergency Operations Center
EMOD	Experience Modification Factor
EMP	Employee
EPA	United States Environmental Protection Agency
ERP	Emergency Response Plan/Enterprise Resource Planning
ERU/ERC	Equivalent Residential Unit/Equivalent Residential Connection
FA	Fixed Assets
FEMA	Federal Emergency Management Agency
FOG's	Fats, Oil, & Grease
FRA	Fraud Risk Assessment
GFOA	Government Finance Officer's Association
GHID	Granger-Hunter Improvement District
GIS	Geographic Information System
gpcd	Gallons per Capita per Day
gpm	Gallons per Minute
GWR	Groundwater Rule
HMI	Human-Machine Interface
HUD	U.S. Department of Housing and Urban Development
HVAC	Heating, Ventilation and Air Conditioning
IAP	Incident Action Plan
IC	Incident Commander
ICS	Incident Command System
IFA	Impact Fee Act
JRC	Jordan River Commission
JIC	Joint Information Center
JVWCD	Jordan Valley Water Conservancy District
KID	Kearns Improvement District
kW	Kilowatt
LOS	Level of Service
MGD	Million Gallons per Day
MG	Million Gallons
mg/L	Milligrams per Liter
MH	Manhole
M&I	Municipal and Industrial
MOU	Memorandum of Understanding
MVC	Mountain View Corridor
MWD	Magna Water District
MWDSLS	Metropolitan Water District of Salt Lake & Sandy
NEPA	National Environmental Policy Act
O&M	Operation and Maintenance
OSHA	Occupational Safety and Health Administration
PIO	Public Information Officer

PM	Preventative Maintenance
POC	Point of Contact
ppm	Parts per Million
Incode/Pro10	Financial ERP Software
OPEB	Post Retirement Benefits
PTIF	Public Treasurers Investment Fund
PVC	Polyvinyl Chloride
R&R	Repair and Replacement
RCP	Reinforced Concrete Pipe
RDA	Redevelopment Agency (Property Taxes)
RFP	Request for Proposal
RFSQ	Request for Statements of Qualifications
RMP	Rocky Mountain Power
RNI	Regional Network Interface (Meters)
RTU	Remote Telemetry Unit
RWAU	Rural Water Assoiciation of Utah
SCADA	Supervisory Control and Data Acquisition System
SDWA	Safe Drinking Water Act
SLVHD	Salt Lake Valley Health Department
SO	Safety Officer
SOP	Standard Operating Procedure
SOQ	Statement of Qualification
SRF	State Revolving Fund
SSO	Sanitary Sewer Overflow
SVSD	South Valley Sewer District
TBID	Taylorsville Bennion Improvement District
TCR	Total Coliform Rule
TDS	Total Dissolved Solids
TNT	Truth-in-Taxation
TSS	Total Suspended Solids
UASD	Utah Association of Special Districts
UDOT	Utah Department of Transportation
UGFOA	Utah Government Finance Officers Association
USBR	United States Bureau of Reclamation
UTA	Utah Transit Authority
UWCF	Utah Water Conservation Forum
UWUA	Utah Water Users Association
WaterSMART	Sustain and Manage America's Resources for Tomorrow
WBWCD	Weber Basin Water Conservancy District
WVC	West Valley City

THE BOARD OF TRUSTEES OF THE GRANGER-HUNTER IMPROVEMENT DISTRICT

PUBLIC NOTICE is hereby given by the Board of Trustees that Granger-Hunter Improvement District will hold a Board Meeting at 3:00 p.m. on Tuesday, August 18, 2026, at its main office located at 2888 South 3600 West, West Valley City, Utah. Trustees and members of the public are able to attend this meeting in person or electronically through www.ghid.gov.

Agenda

A. GENERAL
1. Call to order – Welcome – Report those present for the record
2. Public Comments
3. Consider approval of the July 28, 2026, Board Meeting Minutes
4. Discuss potential conflicts of interest

B. OUR COMMUNITY
1. Water and System Master Plan Project Discussion
2. Review and discuss the 2027 Budget Parameters Document

C. OUR TEAM
1. Proposed updates to the Administrative Policy and Procedures Manual – Section 8.3 Claims Against the District Not Covered by Insurance.

D. OUR OPERATIONS
1. Department Highlights
   a. Administrative Services
2. Consider approval authorizing the General Manager to sign the 2026/2027 Jordan Valley Water Conservancy District Member Agency Water Conservation Funding Agreement.
3. Consider approval to grant Rocky Mountain Power a utility easement at the Watts Well No. 18 site to provide electric service for the 23L: Watts Well No. 18 Equipping Project.
4. Consider approval of a quitclaim deed at the Watts Well No. 18 site to Salt Lake County in connection with the 23L: Watts Well No. 18 Equipping Project.

E. CLOSED SESSION
1. Strategy session to discuss pending or reasonably imminent litigation.

F. BOARD MEMBERS INPUT, REPORTS, FOLLOW-UP ITEMS OR QUESTIONS

G. CALENDAR
1. The next board meeting will be September 8, 2026.

H. APPENDICES
1. Jordan Valley Water Conservancy District Update
2. Central Valley Water Reclamation Facility Update
3. Financial Report for July 2026
4. Paid Invoice Report for July 2026
5. Administrative Services Update
6. Water Maintenance Update
7. Wastewater Maintenance Update
8. Operations Update
9. Capital Projects Update
10. Engineering Department Update

MINUTES OF THE
GRANGER-HUNTER IMPROVEMENT DISTRICT
BOARD MEETING

The Meeting of the Board of Trustees of the Granger-Hunter Improvement District (GHID) was held Tuesday, July 28, 2026, at 3:00 P.M. at the District office located at 2888 S. 3600 W., West Valley City, Utah.

This meeting was conducted electronically in accordance with the Utah Open and Public Meetings Act (Utah Code Ann. (1953) §§ 52-4-1 et seq.) and Chapter 7.12 of the Administrative Policy and Procedures Manual ("Electronic Meetings").

Trustees Present:

Wayne Watts	Chair
Debra Armstrong	Trustee
Roger Nordgren	Trustee

Staff Members Present:

Jason Helm	General Manager/Treasurer
Todd Marti	Assistant General Manager/District Engineer
Troy Stout	Assistant General Manager/Chief Operating Officer
Ricky Necaise	Director of Wastewater
Victor Narteh	Director of Engineering
Drew Ovard	Director of Water Systems
Michelle Ketchum	Director of Administration
Justin Gallegos	Director of Information Technology
Austin Ballard	Controller/Clerk
Kristy Johnson	Executive Assistant
Brent Rose	Legal Counsel – Clyde Snow & Sessions PC
Blake Allen	Wastewater Maintenance – Left after presentation
Bruce Loveland	Wastewater Maintenance - Left after presentation
Dave York	Wastewater Maintenance - Left after presentation
Isileli Tuitupou	Wastewater Maintenance - Left after presentation
Kyle Dean	Wastewater Maintenance - Left after presentation
Jason Stevens	Health & Safety - Left after presentation
Adam Spackman	System Admin – *Electronically*
Darcy Brantly	Accounting - *Electronically*

Also Present:

Rachel Valek	Bowen Collins & Associates – Left after presentation

A copy of the exhibits referred to in these minutes is attached and incorporated by this reference. The exhibits are also included in the official minute books maintained by Granger-Hunter Improvement District.

DRAFT

CALL TO ORDER	At 3:00 P.M. Wayne Watts called the meeting to order and recognized all those present.
Public Comments	There were none.
Approval of the June 16, 2026, Strategic Planning & Board Meeting Minutes	A motion to approve the June 16, 2026, Strategic Planning and Board Meeting Minutes was made by Debra Armstrong. Following a second from Roger Nordgren, the motion passed as follows: Watts – aye Armstrong – aye Nordgren – aye
Conflicts of interest	There were none.
OUR TEAM **Recognition of Wastewater Staff & Outstanding Customer Service to Community**	Troy Stout recognized the Wastewater Staff and commended them for their outstanding customer service assisting a customer in the District by cleaning debris out of their sewer lateral.
OUR COMMUNITY **Salt Lake County Local Emergency Planning Committee Recognition**	Mr. Stout recognized Jason Stevens, the District Health and Safety Coordinator, for his Salt Lake County Local Emergency Planning Committee recognition and commended him for his involvement with the committee. – See Salt Lake County Local Emergency Planning Committee Recognition attached to these minutes for details.
Water & Wastewater Master Plan Update – Revenue Needs and Project Rankings	Austin Ballard, Todd Marti and Rachel Valek with Bowen Collins presented the Water & Wastewater Master Plan Update – Revenue Needs and Project Rankings. Ms. Valek noted that costs are larger than expected due to inflation being larger than expected. Ms. Valek also noted the current revenue and projected needs gap if adjustments to revenues aren't made. Mr. Ballard discussed the total cost of service needs for the District and options to increase revenues to bridge the gap including: increased rates, bond for project needs and deferring projects. Mr. Ballard also noted other revenue sources including: property taxes, bond interest rates and UWIP funding. Mr. Marti discussed the capital projects rankings based on urgency and reviewed upcoming projects for the next three years. – See Water & Wastewater Master Plan Update – Revenue Needs and Project Rankings attached to these minutes for details.
Anderson Water Treatment Plant Incident Update	Jason Helm discussed the Anderson Water Treatment Plant incident and presented an update to the Board. A brief discussion took place regarding the process that led to the water quality issues.

DRAFT

OUR OPERATIONS

Administrative Services Department Highlight

Michelle Ketchum presented an administrative services department highlight. Ms. Ketchum noted the June 2026 billing period showed a 12.7% reduction in water use compared to June 2025. – See Administrative Services Highlight attached to these minutes for details.

Wastewater Maintenance Department Highlight

Ricky Necaise presented a wastewater maintenance highlight. Mr. Necaise noted a suspected sewer main leak that turned out to be a ground water leak. – See the Wastewater Maintenance Highlight attached to these minutes for details.

Consider Approval of Transparent Water Billing Grant Contract with State of Utah

Michelle Ketchum asked the Board to consider approval of the Transparent Water Billing Grant Contract with the State of Utah and authorize the Board Chair to sign. Roger Nordgren made a motion to approve the contract as noted. Following a second from Debra Armstrong, the motion passed as follows:

Watts – aye Armstrong – aye Nordgren – aye

Consider Approval for Annual Renewal of Tyler Technologies Support & Maintenance Contract

Justin Gallegos asked the Board to consider approval for the annual renewal of Tyler Technologies support and maintenance contract in the amount of $67,146.23. Debra Armstrong made a motion to approve the contract as noted. Following a second from Roger Nordgren, the motion passed as follows:

Watts – aye Armstrong – aye Nordgren – aye

Consider Approval of Construction Contract with Don Calvert Painting & Special Coatings for 26D: Manhole Rehabilitation Project

Victor Narteh asked the Board to consider approval of a construction contract with Don Calvert Painting and Special Coatings for the 26D: Manhole Rehabilitation Project in the amount of $167,401.00. Roger Nordgren made a motion to approve the contract as noted. Following a second from Debra Armstrong, the motion passed as follows:

Watts – aye Armstrong – aye Nordgren – aye

CLOSED SESSION

At 5:01 P.M., Debra Armstrong made a motion to enter into a closed session to discuss the character, professional competence, or physical or mental health of an individual. Following a second from Roger Nordgren, the motion passed as follows;

Watts – aye Armstrong – aye Nordgren – aye

All Trustees; Jason Helm, General Manager; and Brent Rose, District legal counsel were present during the closed session to discuss the character, professional competence, or physical or mental health of an individual.

At 5:55 P.M., Debra Armstrong made a motion to end the closed session and enter back into an open session. Following a second from Roger Nordgren, the motion passed as follows;

Watts – aye Armstrong – aye Nordgren – aye

DRAFT

CALENDAR
Discuss September Meeting Date

Jason Helm mentioned the need to change the September board meeting due to the Intermountain Section AWWA Annual Conference dates. The September board meeting will be moved to September 8, 2026. All calendars and notifications will be updated to reflect the date change.

BOARD MEMBERS INPUT, REPORTS, FOLLOW-UP ITEMS OR QUESTIONS

Roger Nordgren noted that the Central Valley Water Reclamation Facility Update in the Appendices section of the Board Packet does not need to be so extensive.

ADJOURNED

Inasmuch as all agenda items have been satisfied, Roger Nordgren made a motion to adjourn the meeting. Following a second from Debra Armstrong, the motion passed as follows and the meeting adjourned at 6:04 P.M.

Watts – aye Armstrong – aye Nordgren – aye

Wayne D. Watts, Chair

_____

Austin Ballard, Clerk

_____

DRAFT

GRANGER-HUNTER
IMPROVEMENT DISTRICT

OUR COMMUNITY

- Water & System Master Plan Project Discussion
- 2027 Budget Parameters Document Review & Discussion

Granger Hunter Improvement District

Water and Sewer Master Plan Project Discussion

GRANGER-HUNTER
IMPROVEMENT DISTRICT

BOWEN COLLINS & ASSOCIATES

Discussion Overview

- Water System
  - Storage Analysis
  - Model Results
  - The Hive
  - Capital Projects
- Sewer System
  - Model Results
  - The Hive
  - Capital Projects

Water System

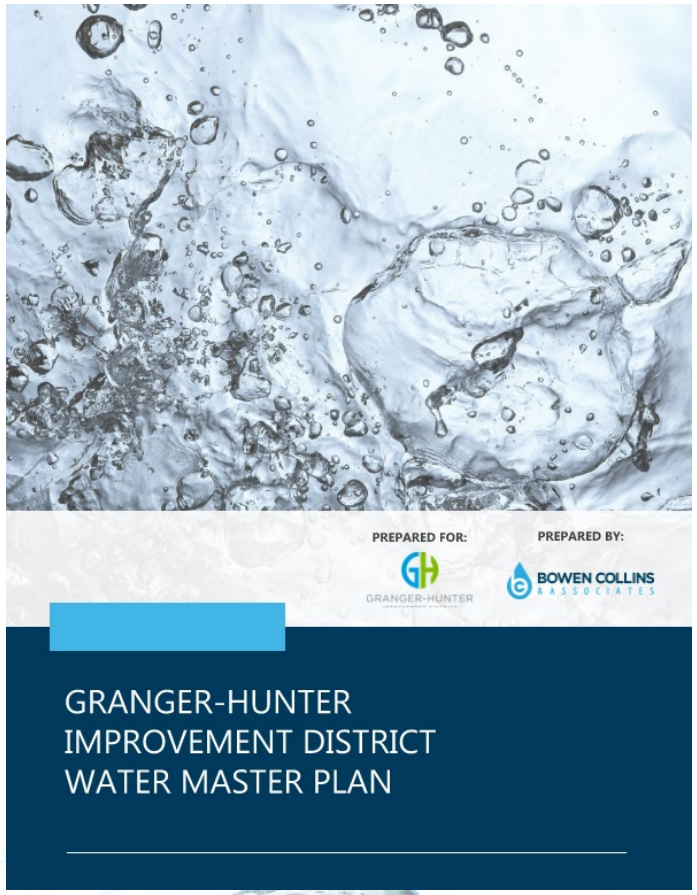

BOWEN COLLINS
& ASSOCIATES

Existing Storage Analysis – w/o Hive

2026 Storage Requirements								
Pressure Zone	ERCs	Required Operational Storage (MG)	Required Fire Storage[4] (MG)	Total Required Storage (MG)	Associated Tank(s)[3]	Available Tank Volume[1] (MG)	Cumulative Tank Volume (MG)	Surplus / (Deficit) (MG)
Zone 5 South	299	0.17	0.54	0.71	Zone 5 (1)[5]	2	2.00	1.29
Zone 5 North	410	0.24	0.00	0.95			2.00	1.05
Zone 1	4,007	2.34	1.38	4.67	Breeze (0.2)	1.66	3.66	(1.01)
Zone 2	4,847	2.83	0.00	7.50	Andra (1), Breeze (0.1), Sorenson (0.4)[2], Tank Farm 1 (0.9) & 2 (1)	3, 0.72, 0.72, 0.88, 2	10.98	3.48
Zone 3 West	2,040	1.19	0.00	8.69			10.98	2.29
Zone 3 East	5,374	3.14	0.00	11.83	Winder (1), Tank Farm 1 (0.1)	4, 0.12	15.10	3.27
Zone 4	29,801	17.40	0.00	29.23	Accord (1), Ridgeland (1), Breeze (0.7), Tank Farm (5.0)	2, 2, 7.34	30.72	1.49
TOTAL	46,778	27.31	1.92	29.23			30.72	1.49

Buildout Storage Analysis – w/o Hive

2065 Storage Requirements								
Pressure Zone	ERCs[6]	Required Operational Storage (MG)	Required Fire Storage[4] (MG)	Total Required Storage (MG)	Associated Tank(s)[3]	Available Tank Volume[1] (MG)	Cumulative Tank Volume (MG)	Surplus / (Deficit) (MG)
Zone 5 South	317	0.18	0.54	0.72	Zone 5 (1)[5]	2	2.00	1.28
Zone 5 North	410	0.24	0.00	0.96			2.00	1.04
Zone 1	4,007	2.34	1.38	4.68	Breeze (0.2)	1.66	3.66	(1.02)
Zone 2	4,847	2.83	0.00	7.51	Andra (1), Breeze (0.1), Sorenson (0.4)[2], Tank Farm 1 (0.9) & 2 (1)	3, 0.72, 0.72, 0.88, 3	10.98	3.47
Zone 3 West	2,235	1.30	0.00	8.82			10.98	2.16
Zone 3 East	5,538	3.23	0.00	12.05	Winder (1), Tank Farm 1 (0.1)	3, 0.12	15.10	3.05
Zone 4	37,088	21.65	0.00	33.70	Accord (1), Ridgeland (1), Breeze (0.7), Tank Farm (5.0)	2, 2, 7.34	30.72	(2.98)
TOTAL	54,442	31.78	1.92	33.70			30.72	(2.98)

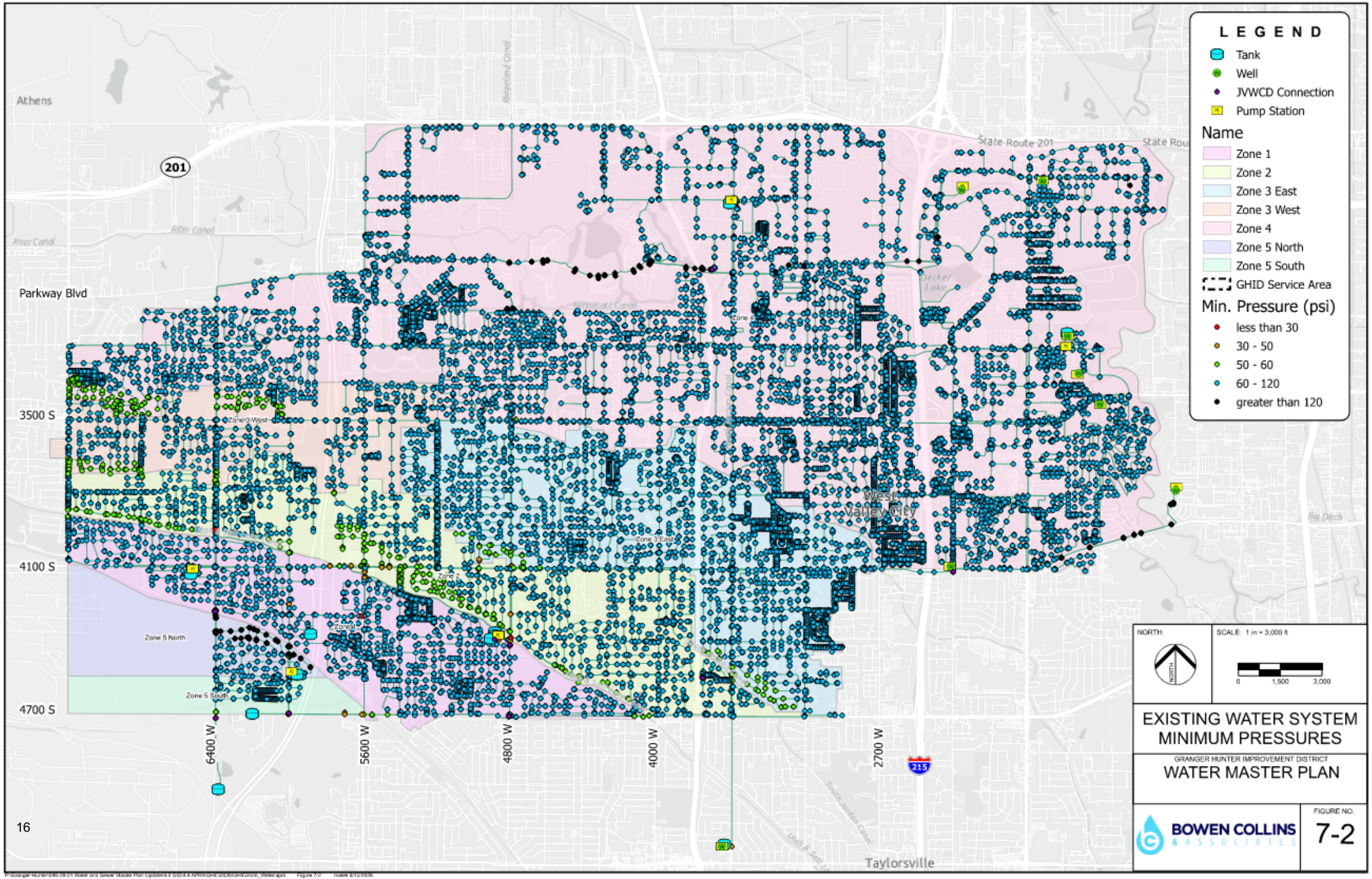
LEGEND
Tank
Well
JVWCD Connection
Pump Station
Name
Zone 1
Zone 2
Zone 3 East
Zone 3 West
Zone 4
Zone 5 North
Zone 5 South
GHID Service Area
Min. Pressure (psi)
less than 30
30 - 50
50 - 60
60 - 120
greater than 120
Athens
201
Parkway Blvd
3500 S
4100 S
4700 S
6400 W
5600 W
4800 W
4000 W
2700 W
215
State Route 201
Zone 5 North
Zone 5 South
Zone 3 West
Zone 3 East
Zone 2
West Valley City
Taylorsville
NORTH
SCALE: 1 in = 3,000 ft
0
1,500
3,000
EXISTING WATER SYSTEM MINIMUM PRESSURES
GRANGER HUNTER IMPROVEMENT DISTRICT
WATER MASTER PLAN
BOWEN COLLINS & ASSOCIATES
FIGURE NO.
7-2

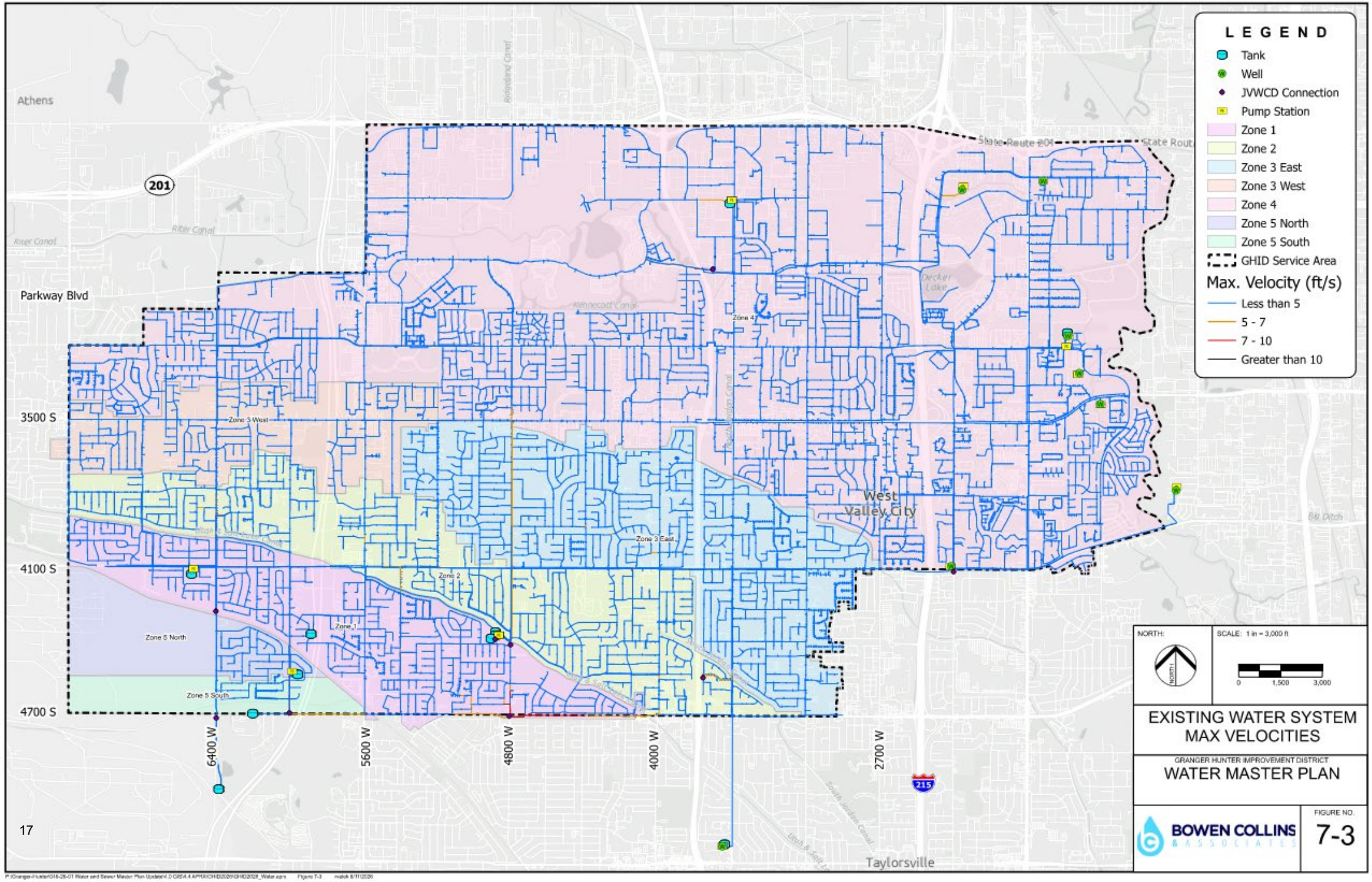
LEGEND
Tank
Well
JVWCD Connection
Pump Station
Zone 1
Zone 2
Zone 3 East
Zone 3 West
Zone 4
Zone 5 North
Zone 5 South
GHID Service Area
Max. Velocity (ft/s)
Less than 5
5 - 7
7 - 10
Greater than 10
Athens
Parkway Blvd
3500 S
4100 S
4700 S
6400 W
5600 W
4800 W
4000 W
2700 W
West Valley City
Taylorsville
State Route 201
State Route 204
Decker Lake
Zone 3 West
Zone 3 East
Zone 2
Zone 1
Zone 4
Zone 5 North
Zone 5 South
NORTH:
SCALE: 1 in = 3,000 ft
0
1,500
3,000
EXISTING WATER SYSTEM
MAX VELOCITIES
GRANGER HUNTER IMPROVEMENT DISTRICT
WATER MASTER PLAN
BOWEN COLLINS & ASSOCIATES
FIGURE NO.
7-3

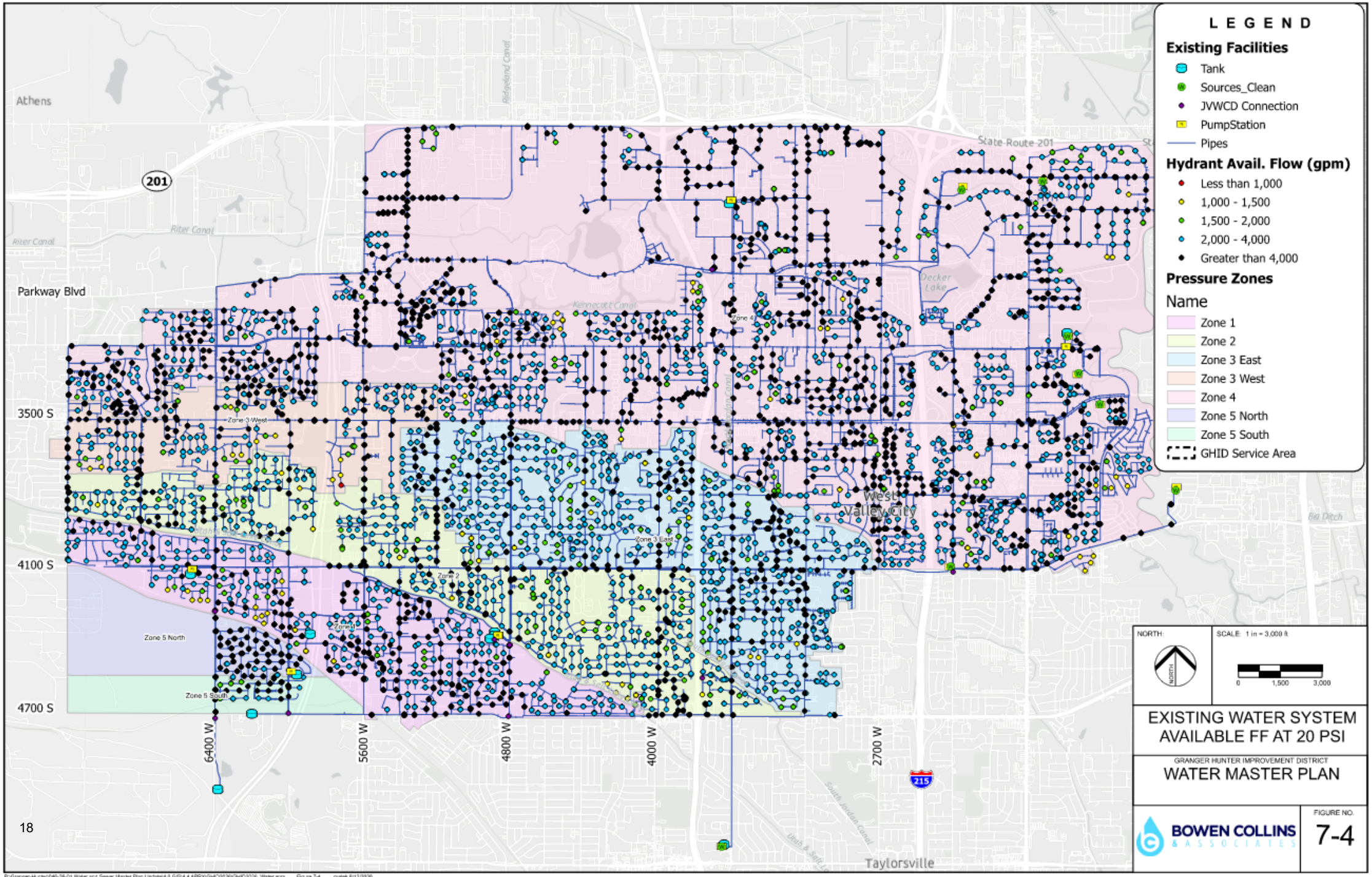
LEGEND
Existing Facilities
Tank
Sources_Clean
JVWCD Connection
PumpStation
Pipes
Hydrant Avail. Flow (gpm)
Less than 1,000
1,000 - 1,500
1,500 - 2,000
2,000 - 4,000
Greater than 4,000
Pressure Zones
Name
Zone 1
Zone 2
Zone 3 East
Zone 3 West
Zone 4
Zone 5 North
Zone 5 South
GHID Service Area
Athens
201
Parkway Blvd
3500 S
4100 S
4700 S
6400 W
5600 W
4800 W
4000 W
2700 W
State Route 201
Decker Lake
West Valley City
Taylorsville
215
Zone 5 North
Zone 5 South
Zone 3 West
Zone 3 East
Zone 2
Zone 1
Zone 4
NORTH:
SCALE: 1 in = 3,000 ft
0
1,500
3,000
EXISTING WATER SYSTEM
AVAILABLE FF AT 20 PSI
GRANGER HUNTER IMPROVEMENT DISTRICT
WATER MASTER PLAN
BOWEN COLLINS & ASSOCIATES
FIGURE NO.
7-4

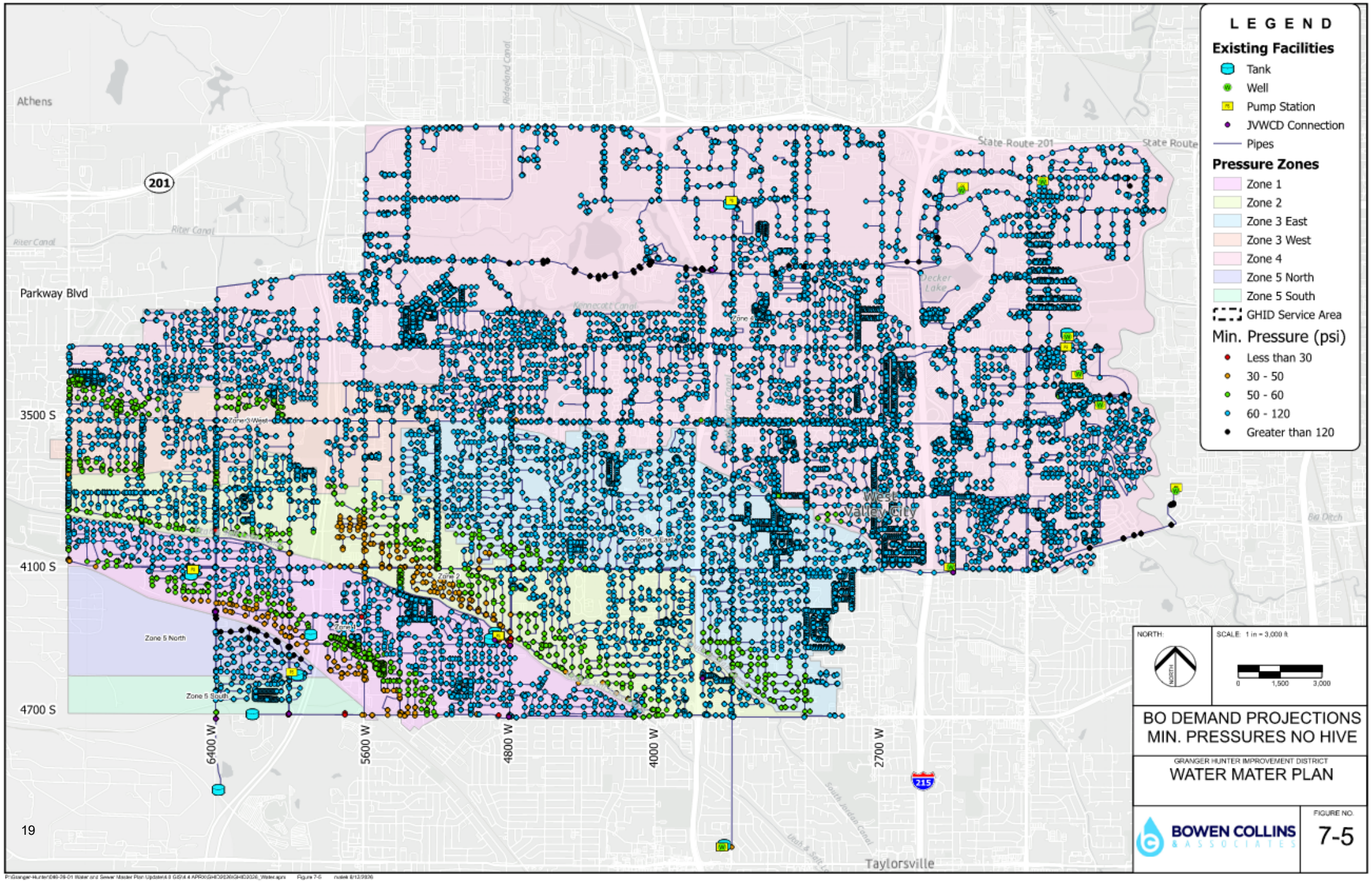
LEGEND
Existing Facilities
Tank
Well
Pump Station
JVWCD Connection
Pipes
Pressure Zones
Zone 1
Zone 2
Zone 3 East
Zone 3 West
Zone 4
Zone 5 North
Zone 5 South
GHID Service Area
Min. Pressure (psi)
Less than 30
30 - 50
50 - 60
60 - 120
Greater than 120
Athens
Parkway Blvd
3500 S
4100 S
4700 S
6400 W
5600 W
4800 W
4000 W
2700 W
State Route 201
Taylorsville
West Valley City
Zone 5 North
Zone 5 South
NORTH
SCALE: 1 in = 3,000 ft
0
1,500
3,000
BO DEMAND PROJECTIONS
MIN. PRESSURES NO HIVE
GRANGER HUNTER IMPROVEMENT DISTRICT
WATER MATER PLAN
BOWEN COLLINS & ASSOCIATES
FIGURE NO.
7-5

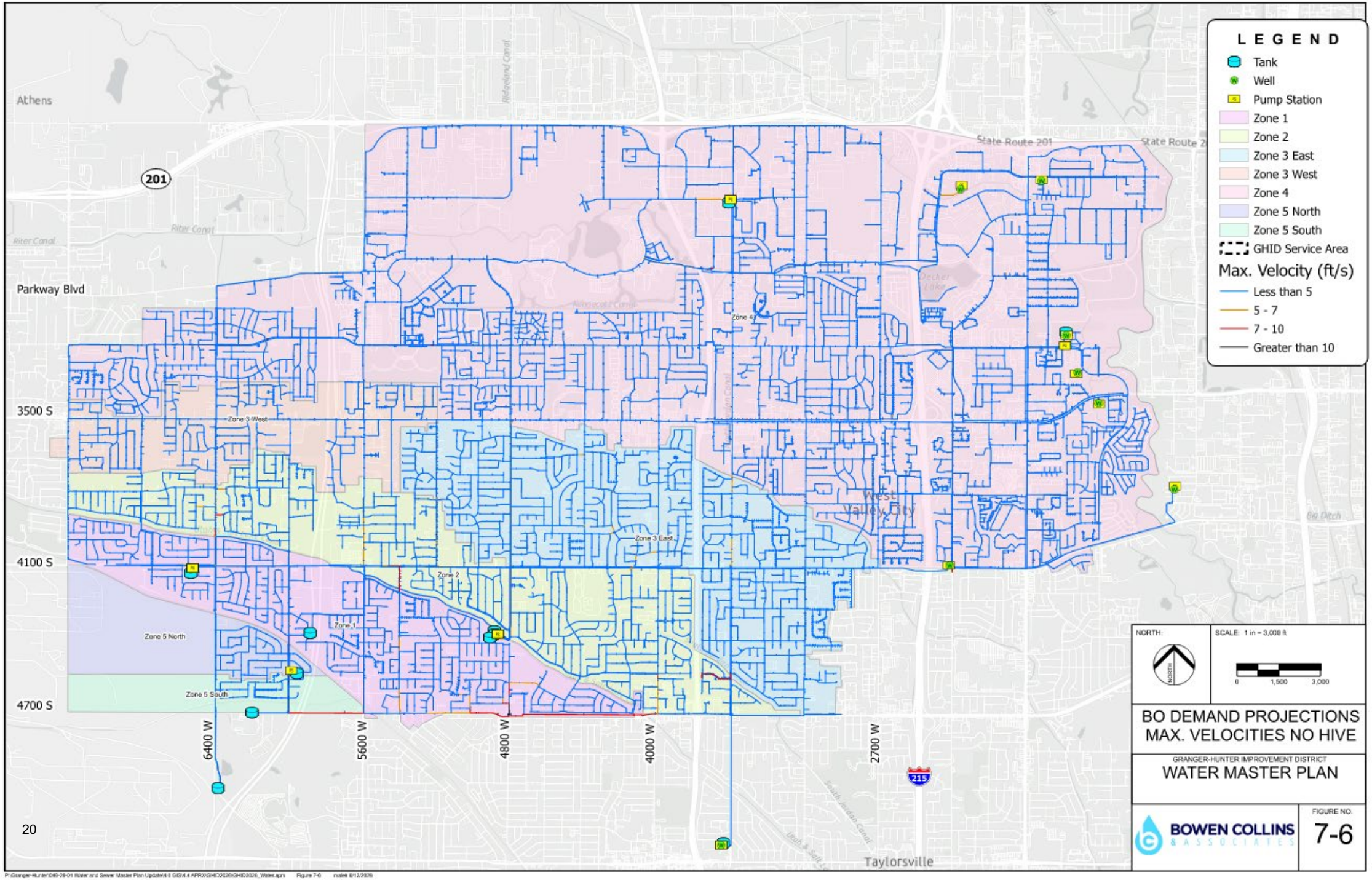
LEGEND
Tank
Well
Pump Station
Zone 1
Zone 2
Zone 3 East
Zone 3 West
Zone 4
Zone 5 North
Zone 5 South
GHID Service Area
Max. Velocity (ft/s)
Less than 5
5 - 7
7 - 10
Greater than 10
Athens
Parkway Blvd
3500 S
4100 S
4700 S
6400 W
5600 W
4800 W
4000 W
2700 W
State Route 201
Zone 3 West
Zone 3 East
Zone 2
Zone 1
Zone 4
Zone 5 North
Zone 5 South
West Valley City
Taylorsville
NORTH:
SCALE: 1 in = 3,000 ft
0
1,500
3,000
BO DEMAND PROJECTIONS
MAX. VELOCITIES NO HIVE
GRANGER-HUNTER IMPROVEMENT DISTRICT
WATER MASTER PLAN
BOWEN COLLINS & ASSOCIATES
FIGURE NO.
7-6

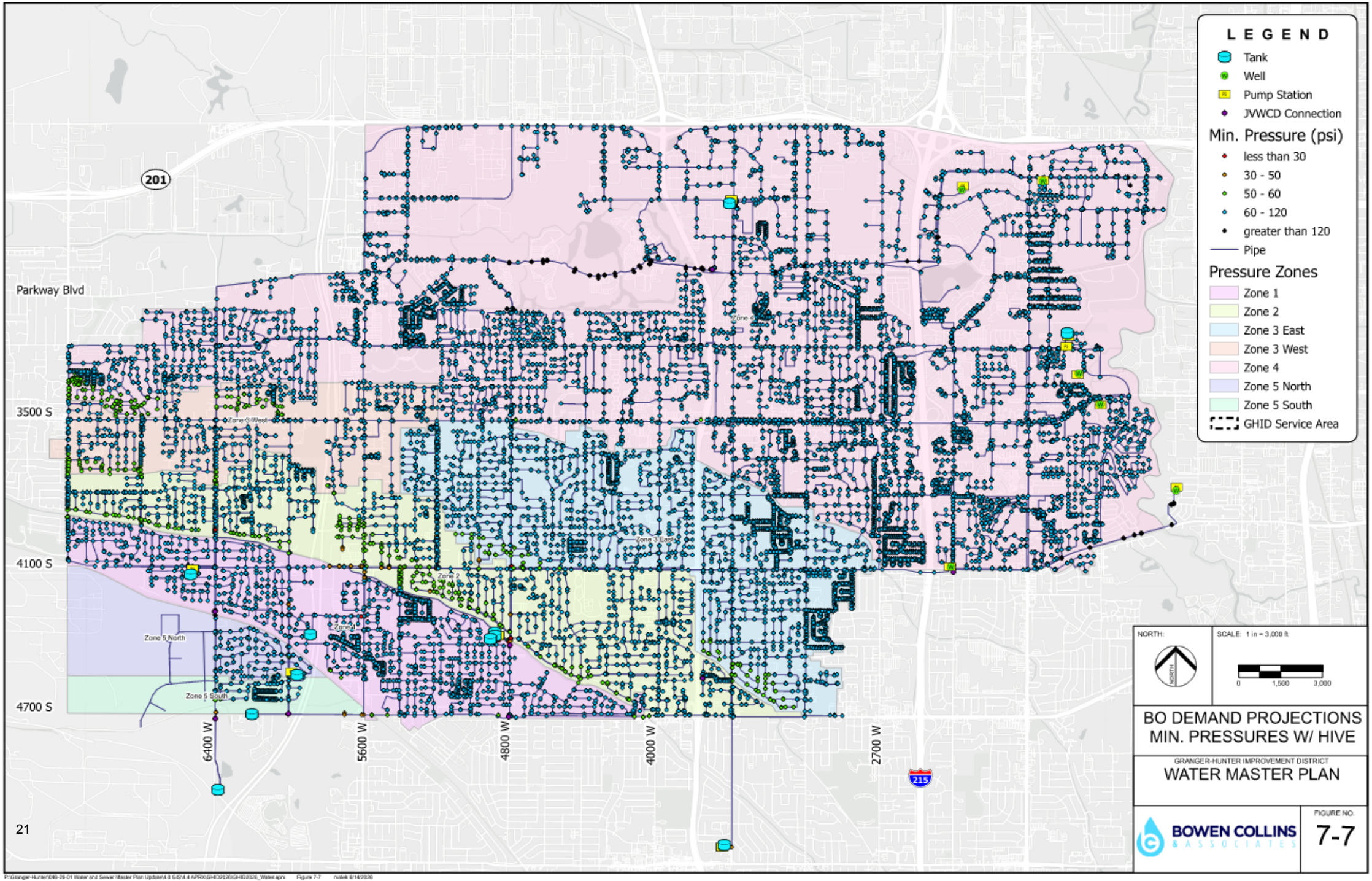
LEGEND
Tank
Well
Pump Station
JVWCD Connection
Min. Pressure (psi)
less than 30
30 - 50
50 - 60
60 - 120
greater than 120
Pipe
Pressure Zones
Zone 1
Zone 2
Zone 3 East
Zone 3 West
Zone 4
Zone 5 North
Zone 5 South
GHID Service Area
201
Parkway Blvd
3500 S
4100 S
4700 S
6400 W
5600 W
4800 W
4000 W
2700 W
215
Zone 5 North
Zone 5 South
NORTH:
SCALE: 1 in = 3,000 ft
0
1,500
3,000
BO DEMAND PROJECTIONS
MIN. PRESSURES W/ HIVE
GRANGER-HUNTER IMPROVEMENT DISTRICT
WATER MASTER PLAN
BOWEN COLLINS & ASSOCIATES
FIGURE NO.
7-7

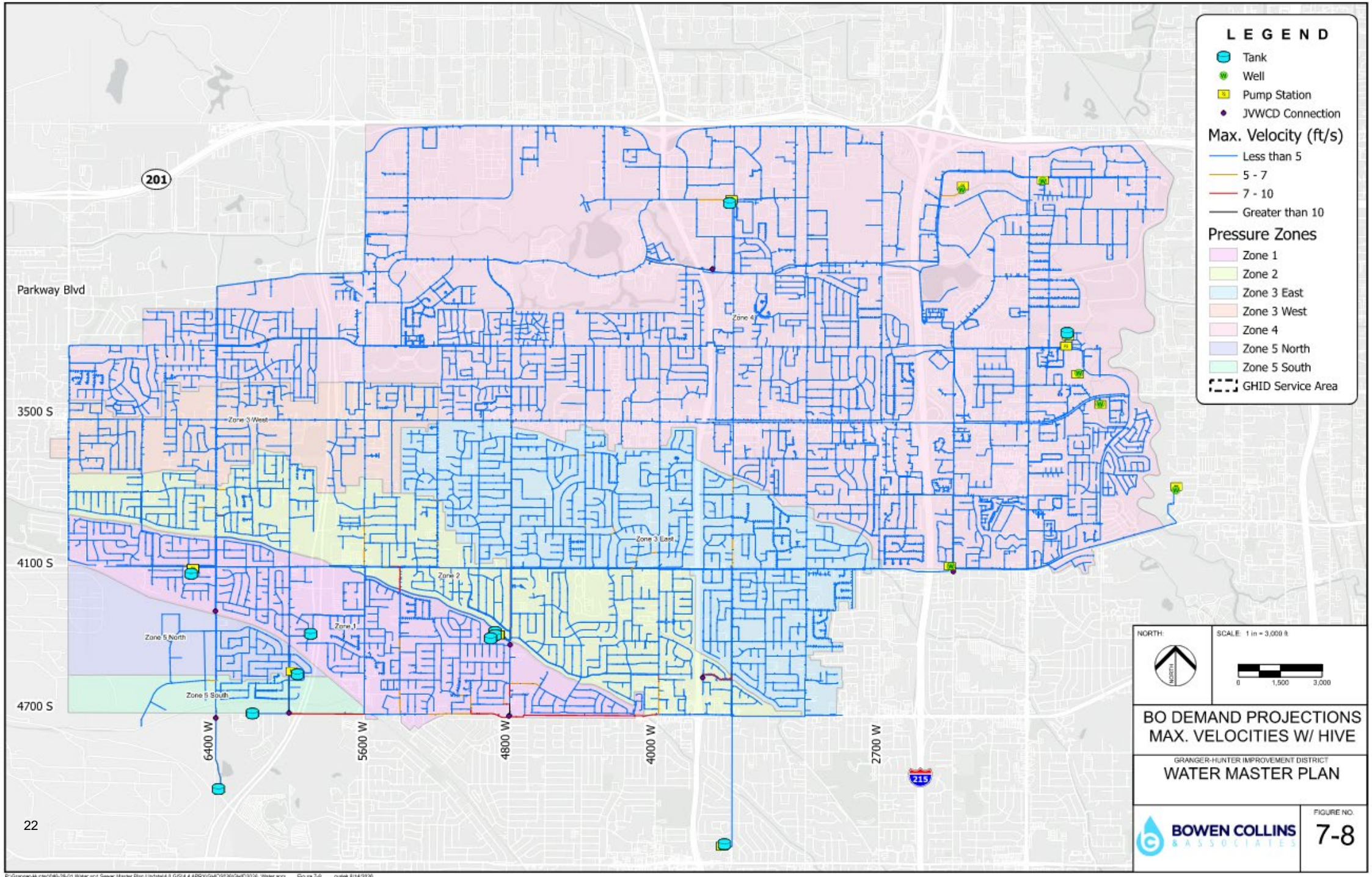
LEGEND
Tank
Well
Pump Station
JVWCD Connection
Max. Velocity (ft/s)
Less than 5
5 - 7
7 - 10
Greater than 10
Pressure Zones
Zone 1
Zone 2
Zone 3 East
Zone 3 West
Zone 4
Zone 5 North
Zone 5 South
GHID Service Area
201
Parkway Blvd
3500 S
4100 S
4700 S
6400 W
5600 W
4800 W
4000 W
2700 W
215
NORTH
SCALE: 1 in = 3,000 ft
0
1,500
3,000
BO DEMAND PROJECTIONS
MAX. VELOCITIES W/ HIVE
GRANGER-HUNTER IMPROVEMENT DISTRICT
WATER MASTER PLAN
BOWEN COLLINS & ASSOCIATES
FIGURE NO.
7-8

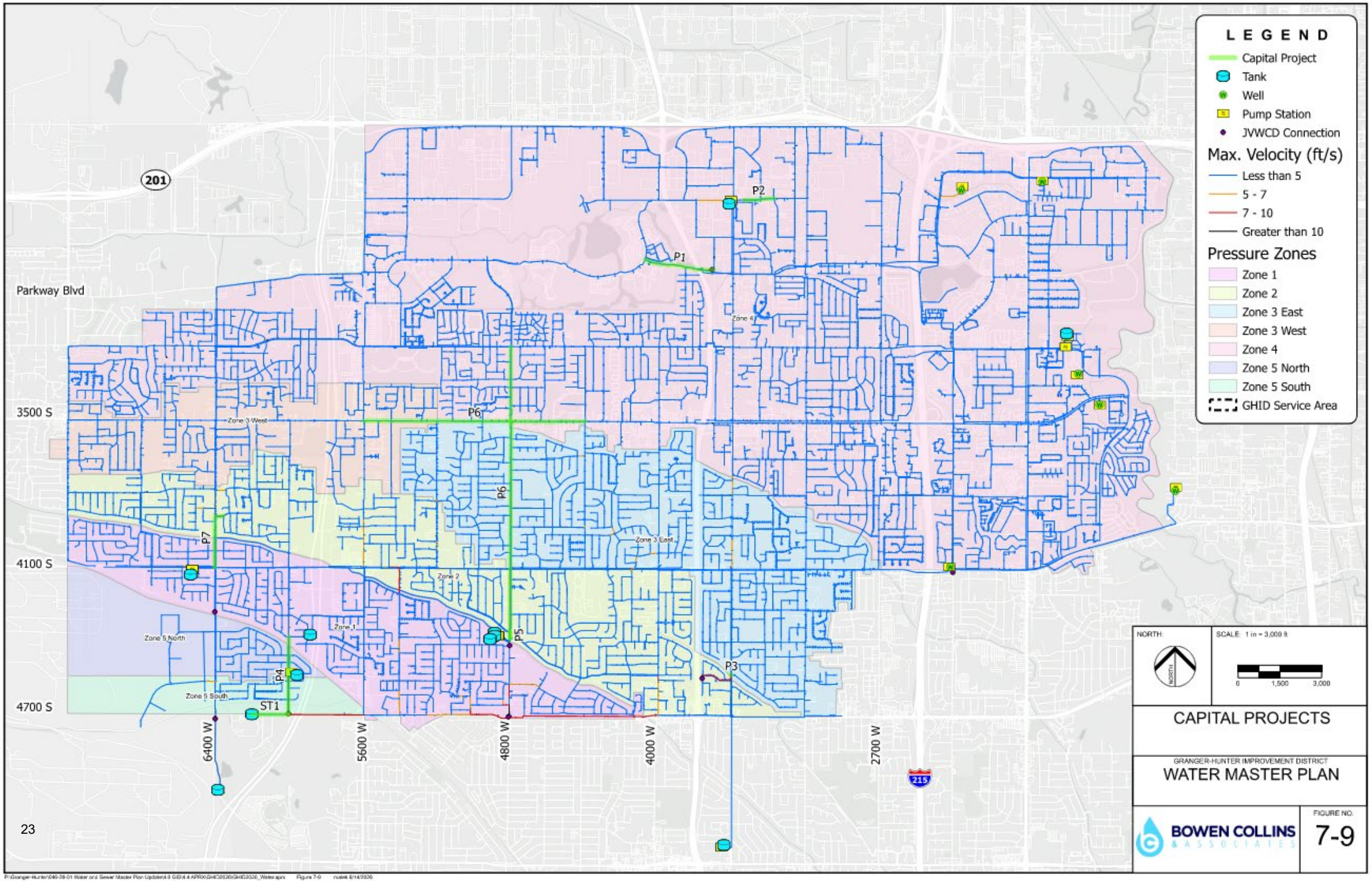
LEGEND
Capital Project
Tank
Well
Pump Station
JVWCD Connection
Max. Velocity (ft/s)
Less than 5
5 - 7
7 - 10
Greater than 10
Pressure Zones
Zone 1
Zone 2
Zone 3 East
Zone 3 West
Zone 4
Zone 5 North
Zone 5 South
GHID Service Area
201
Parkway Blvd
3500 S
4100 S
4700 S
6400 W
5600 W
4800 W
4000 W
2700 W
215
P1
P2
P3
P4
P5
P6
P7
ST1
NORTH
SCALE: 1 in = 3,000 ft
0
1,500
3,000
CAPITAL PROJECTS
GRANGER-HUNTER IMPROVEMENT DISTRICT
WATER MASTER PLAN
BOWEN COLLINS & ASSOCIATES
FIGURE NO.
7-9

Water Capacity Projects

Water - Capacity Improvements			
	2021	2026	Project Timing
ST1 - New Reservoir Construction	$9,350,000	$9,720,000	0-5
S1 - Iron/Manganese Removal Facility (w/1&17) Well No. 12	$11,000,000	--	Completed
S2 - Iron/Manganese Removal Facility Well No. 15	$4,000,000	$5,000,000	0-10
S3 - Iron/Manganese Removal Facility Well No. 16	$4,000,000	--	Completed
S4 - Drill New Well - Well No. 18	$2,000,000	--	Completed
S5 - Well House Construction - Well No. 18	$2,750,000	$3,438,000	0-5
P1 - Parkway Blvd/Bangerter Hwy	$1,270,000	$1,920,000	0-5
P2 - 3600 W/2400S - Outside Ridgeland PS	$560,000	$850,000	0-5
P3 - 3600 W/4400 S - Southeast Portion of Zone 3E	$30,000	$40,000	0-5
P4 - 500 W/4700 S - JV #50	$1,320,000	$2,000,000	5-10
P5 - 4800 W/4415 S - Tank Farm to Zone 2	$200,000	250,000	5-10
P6 - 4800 W/4415 S - Tank Farm to Zone 4	$12,110,000	18,330,000	10+
P7 - 4100 S to Chatterleigh Ave.	--	1,510,000	5-10
P8 - Upsize 4" Mains (2,000 LF/yr) - 10-Year Total Cost	$7,000,000	10,600,000	0-10
Total	$48,590,000	$53,658,000	

With Hive

Tank Considerations

- Low Point: 4,570
- High Point: 4,790
- Current Tank: 4,863 (base)
  - Serve up to 4,720 with 60 psi
- Need tank around 4,930 to serve
  - 155 psi for Low Point

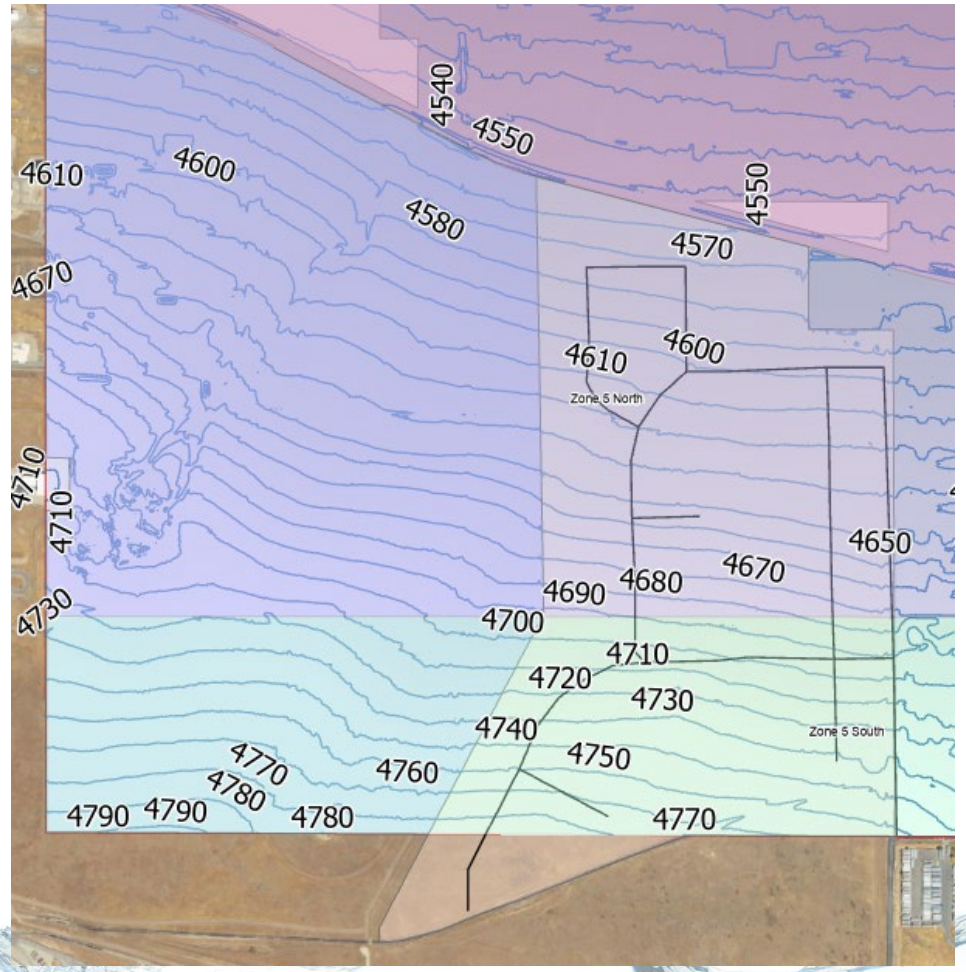

BOWEN COLLINS & ASSOCIATES

Conclusions

- General
  - Construction inflation significantly (~35%) increased project costs
  - One additional project, P7, is recommended to be included in the Culinary Master Plan
- The Hive Development
  - Requires more culinary water storage
  - The existing Zone 5 Tank does not have enough elevation to serve the full Hive development

Sewer System

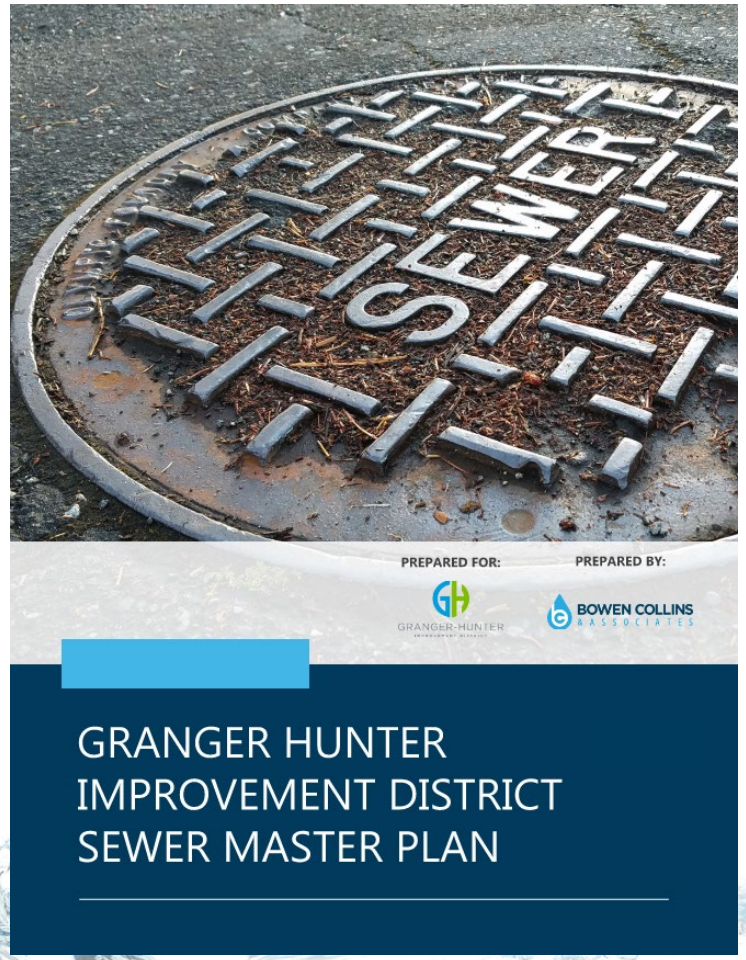

BOWEN COLLINS
& ASSOCIATES

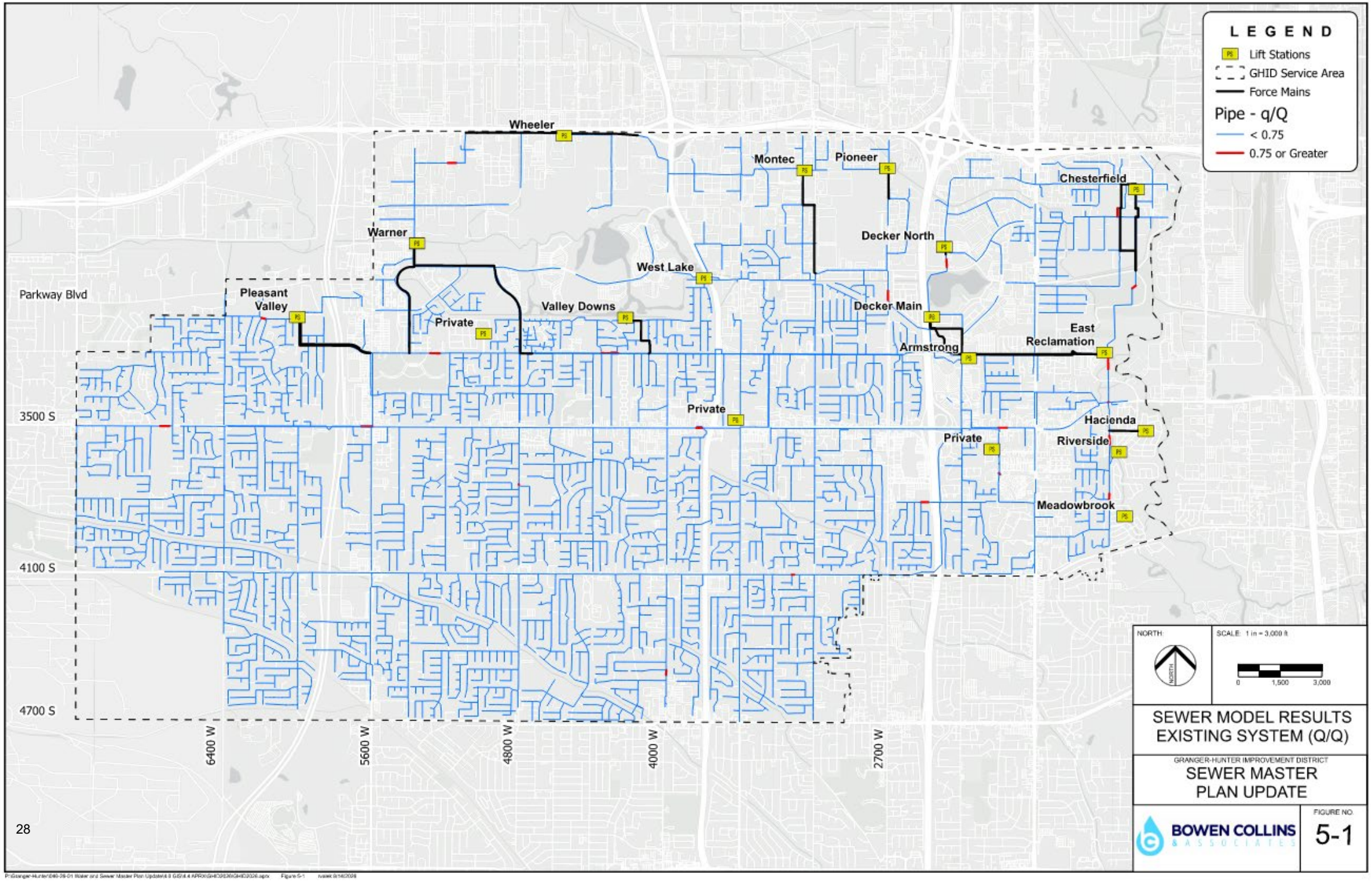
LEGEND
Lift Stations
GHID Service Area
Force Mains
Pipe - q/Q
< 0.75
0.75 or Greater
Wheeler
Montec
Pioneer
Chesterfield
Warner
Decker North
West Lake
Parkway Blvd
Pleasant Valley
Valley Downs
Private
Decker Main
Armstrong
East Reclamation
3500 S
Private
Hacienda
Private
Riverside
Meadowbrook
4100 S
4700 S
6400 W
5600 W
4800 W
4000 W
2700 W
NORTH
SCALE: 1 in = 3,000 ft
0
1,500
3,000
SEWER MODEL RESULTS
EXISTING SYSTEM (Q/Q)
GRANGER-HUNTER IMPROVEMENT DISTRICT
SEWER MASTER
PLAN UPDATE
BOWEN COLLINS & ASSOCIATES
FIGURE NO.
5-1

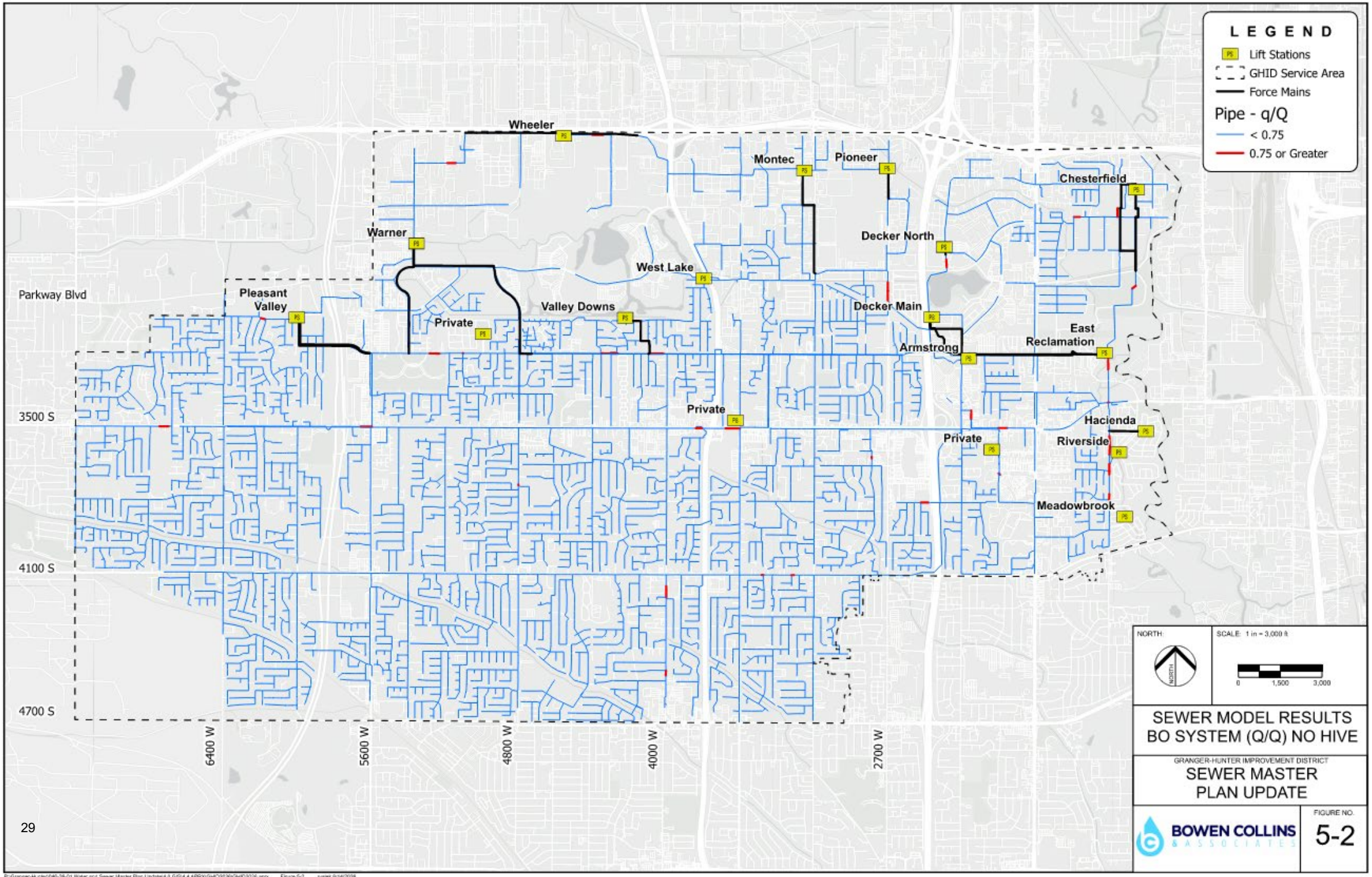
LEGEND
Lift Stations
GHID Service Area
Force Mains
Pipe - q/Q
< 0.75
0.75 or Greater
Wheeler
Montec
Pioneer
Chesterfield
Warner
Decker North
West Lake
Parkway Blvd
Pleasant Valley
Valley Downs
Decker Main
Private
East Reclamation
Armstrong
3500 S
Private
Hacienda
Private
Riverside
Meadowbrook
4100 S
4700 S
6400 W
5600 W
4800 W
4000 W
2700 W
NORTH
SCALE: 1 in = 3,000 ft
0
1,500
3,000
SEWER MODEL RESULTS
BO SYSTEM (Q/Q) NO HIVE
GRANGER-HUNTER IMPROVEMENT DISTRICT
SEWER MASTER PLAN UPDATE
BOWEN COLLINS & ASSOCIATES
FIGURE NO.
5-2

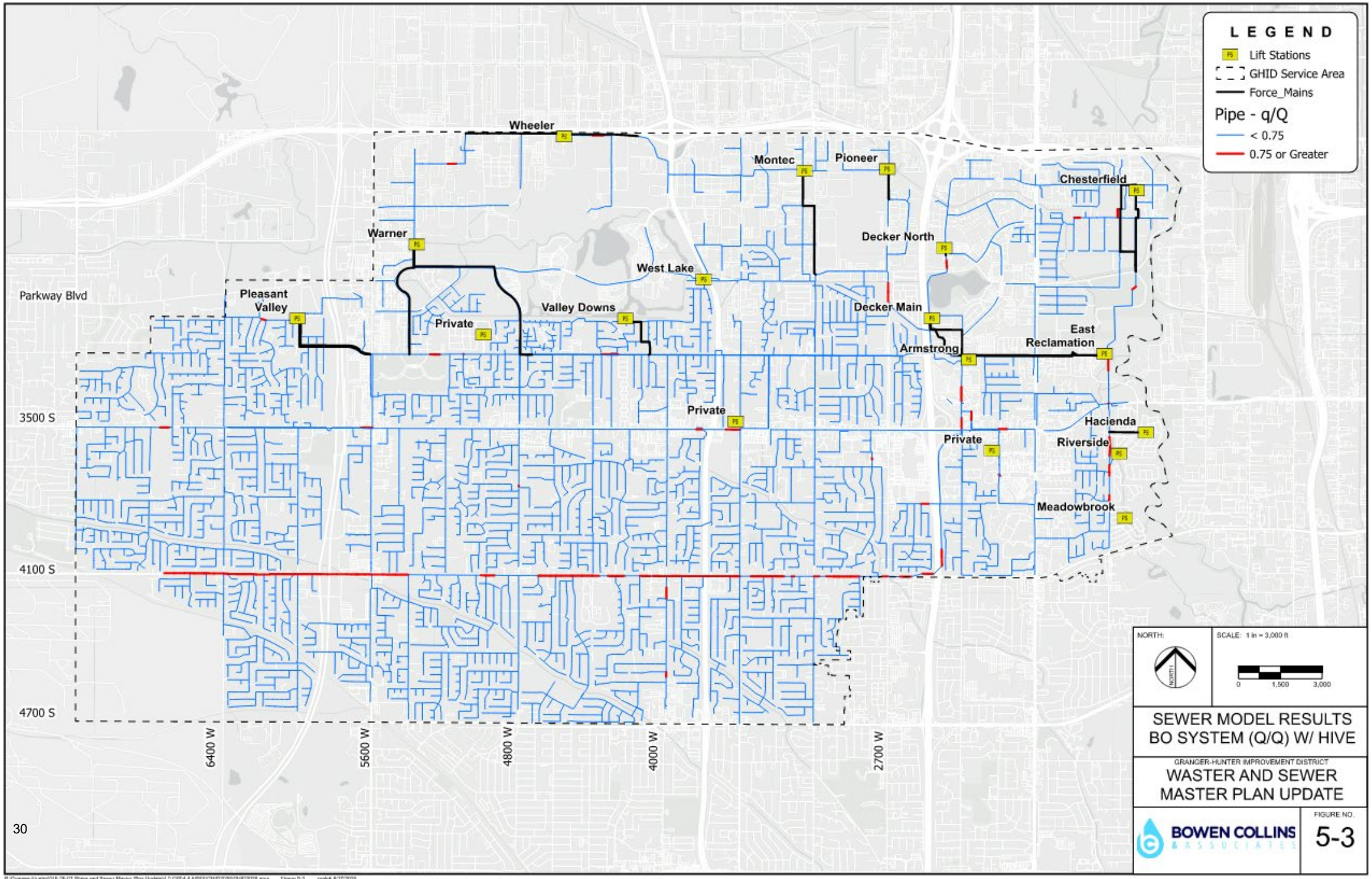
LEGEND
Lift Stations
GHID Service Area
Force_Mains
Pipe - q/Q
< 0.75
0.75 or Greater
Wheeler
Montec
Pioneer
Chesterfield
Warner
Decker North
West Lake
Parkway Blvd
Pleasant Valley
Valley Downs
Private
Decker Main
Armstrong
East Reclamation
3500 S
Private
Hacienda
Private
Riverside
Meadowbrook
4100 S
4700 S
6400 W
5600 W
4800 W
4000 W
2700 W
NORTH:
SCALE: 1 in = 3,000 ft
0
1,500
3,000
SEWER MODEL RESULTS
BO SYSTEM (Q/Q) W/ HIVE
GRANGER-HUNTER IMPROVEMENT DISTRICT
WASTER AND SEWER
MASTER PLAN UPDATE
BOWEN COLLINS & ASSOCIATES
FIGURE NO.
5-3

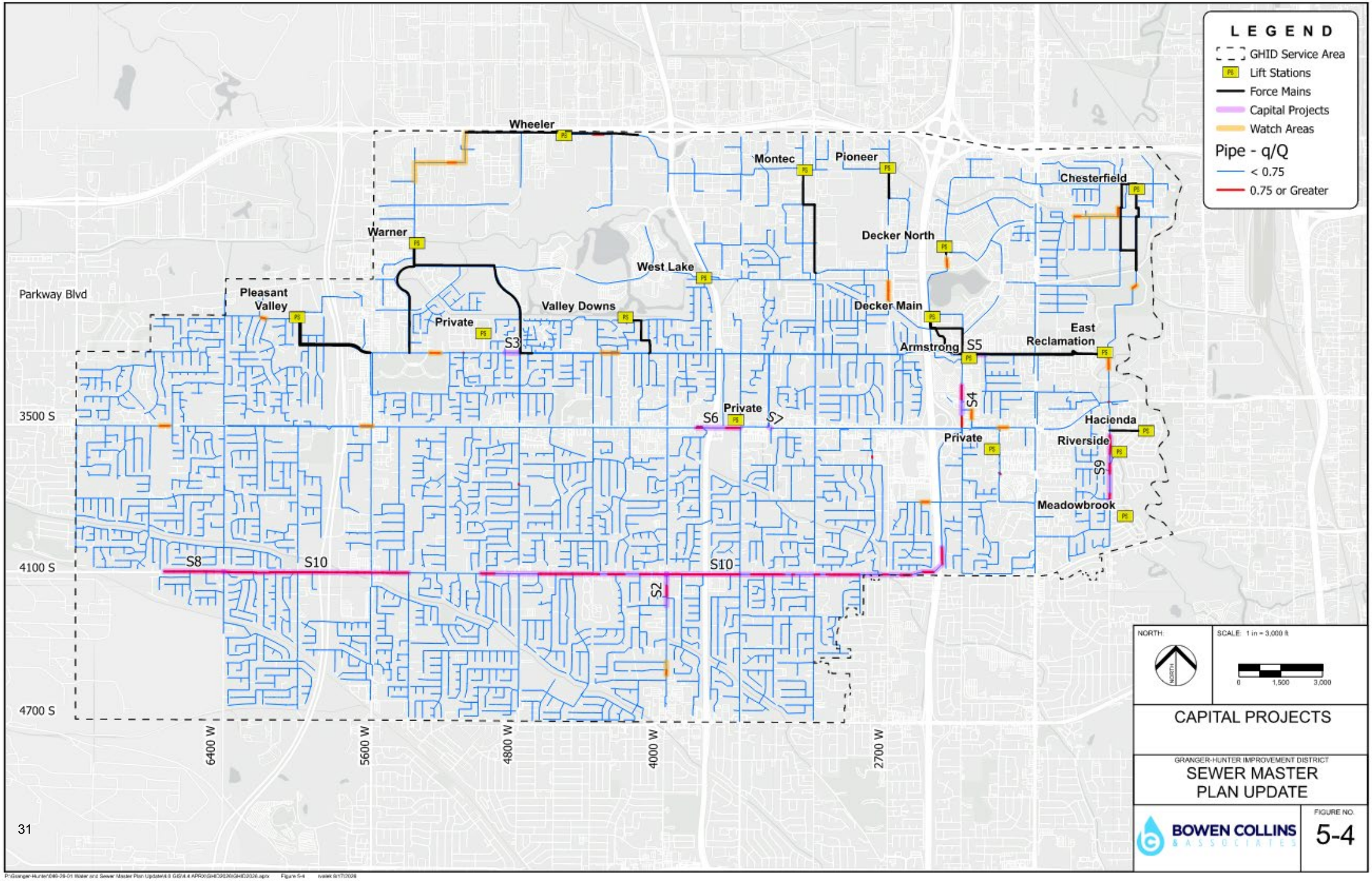
LEGEND
GHID Service Area
Lift Stations
Force Mains
Capital Projects
Watch Areas
Pipe - q/Q
< 0.75
0.75 or Greater
Wheeler
Montec
Pioneer
Chesterfield
Warner
Decker North
West Lake
Parkway Blvd
Pleasant Valley
Valley Downs
Decker Main
Private
S3
Armstrong
S5
East Reclamation
S4
3500 S
S6
Private
S7
Hacienda
Private
Riverside
S9
Meadowbrook
4100 S
S8
S10
S10
S2
4700 S
6400 W
5600 W
4800 W
4000 W
2700 W
NORTH:
SCALE: 1 in = 3,000 ft
0
1,500
3,000
CAPITAL PROJECTS
GRANGER-HUNTER IMPROVEMENT DISTRICT
SEWER MASTER PLAN UPDATE
BOWEN COLLINS & ASSOCIATES
FIGURE NO.
5-4

Wastewater Capacity Projects

Wastewater - Capacity Improvements			
	2021	2026	Project Timing
S1 - Redwood Road Improvements (D01, D02, D03, D04)	$8,750,000	--	Completed
S2 - 4000 W, Continental Dr. to 4100 S (1200') (D15)	$630,000	$870,000	0-5
S3 - 3100 S, West of 4800 W (100') D20	$1,400,000	$1,740,000	10+
S4 - Decker Lake Dr. @ City Center Ct. (2-27" between 30") (1500') (D27)	$1,560,000	$2,170,000	5-10
S5 - 3100 S, 2040 W to Armstrong PS (1,000') (D28)	$600,000	$830,000	5-10
S6 - 3500 S, W of Bangerter to 3600 W (1,700') (D32)	$1,900,000	$2,410,000	0-5
S7 - 3500 S, 3200 W to W of Decker Lake Dr. (5,300') (D10)	$6,000,000	$100,000	5-10
S8 - 4100 S from 6780 S to 6400 W (2,680')	$1,400,000	$2,910,000	5-10
S9 - 1300 W, Kinspointe Ln. to CJ Way	--	$2,400,000	5-10
S10 - 4100 S, 6000 W to I-215	--	$26,300,000	10+
LS1 - Replace Pleasant Valley Lift Station	$5,000,000	$6,750,000.0	0-5
Total	$27,240,000	$46,480,000	

Conclusions

- General
  - Construction inflation significantly (~35%) increased project costs
  - One additional project, S9, is recommended to be included in the Sewer Master Plan for the existing system
  - Project S7 can be reduced to a diversion project
- The Hive Development
  - Requires a pipe upsize (21” and 24”) pipe in 4100 S – S10 & S8
    - Modeling results assume the Hive will convey flows to 4100 S

GRANGER-HUNTER
IMPROVEMENT DISTRICT

2027 BUDGET PARAMETERS DOCUMENT

GRANGER-HUNTER
IMPROVEMENT DISTRICT

PARAMETERS FOR 2027 BUDGET

As we prepare for the 2027 Budget review and finalization, this document intends to summarize some of the major assumptions used in developing the budget. An initial review of these parameters occurred with Roger Nordgren (Budget Committee Chair) on August 17, 2026. Having all the board members review these assumptions before the tentative budget discussion should help all be prepared to make the best decisions in finalization of the budget. If you have questions or comments, please direct them to Austin Ballard or Jason Helm, preferably before October 1, 2026.

WATER & WASTEWATER SALES

Recommended increases:

Water rate increases/decreases: **10% Rate Increase (Average)**

	Current Rates	Suggest 2027 Rates
Availability Fee	**$18.96**	**$21.25 - $23.50**
Tier 1	**$1.74**	**$1.60 - $1.85**
Tier 2	**$2.43**	**$2.35 - $2.70**
Tier 3	**$3.47**	**$4.25**
Tier 4	**$4.63**	**$5.75**
Comm, Ind, Inst	**$2.66**	**$2.66**

Wastewater rate increases/decreases: **7% Rate Increase**

	Current Rates	Suggest 2027 Rates
Availability Fee	**$17.93**	**$17.50**
Volume Fee	**$1.73**	**$2.25**
CVWRF	**$14.50**	**$14.50**

Estimated impacts to residential customer bills can be found in the appendix at the end of this document.

OPERATING EXPENSES

Operating expenses have been determined by management and department heads based on maintenance plans and water/wastewater master plans. All budgets reflect the needs of each department taking into consideration cost inflation and operational requirements.

Payroll Wages and Benefits

Recommended personnel compensation increase: **5.0%**

- Added positions for temporary water department laborer and business data analyst

Increase to the overall payroll and benefits budget category ($367k or 3.1%) are primarily made up of the following differences:

- Salary compensation increases of 5%, partially offset by positions filled at lower than anticipated salaries from 2026 Budget ($138k or 2.1%)
- Reduction to overtime wages due to lower anticipated after hour responses ($34k or 18.7%)
- OPEB benefits reduction ($202k or 44.7%). Recommend continuing to prefund OPEB account to smooth expenditures for potential retirement of 6-10 employees over the next 5 years.
- Health insurance increase due to higher than anticipated plan utilization ($495k or 20.5%)

Maintenance and Tools

Maintenance and tools has increased 438k or 21.6% primarily due to moving fire hydrant replacements and meter vault replumbs to O&M.

Water Purchases

The 2026 Budget for water purchases has increased $146k or 1.3%, which is made up of an anticipated 5% increase in rates for July'27-Dec'27, partially offset by an actual lower rate increase for Jan'27-Jun'27 than was originally planned in the 2026 Budget and lower anticipated water purchases from Jordan Valley Water.

Central Valley Water Reclamation Facility (CVW)

Because of operational changes to the plant as a result of the upgrades, the budget for CVW is increasing $427k or 2.3%.

Utilities

Utilities has increased $61k or 6.4%, due to higher use of GHID well pumping stations.

General and Administrative

General and administrative budget has increased $28k or 1.3%.

NEW VEHICLES AND EQUIPMENT

In 2027, the District anticipates the need to acquire the following vehicles:

- Wastewater:
  - Vactor/Recycler ($925k)
- Vehicle Fleet:
  - 3 – ½ ton pickup truck replacements ($165k)
  - 2 – Light Duty trucks ($70k)
  - 1 – Full ton truck ($65k)
  - 1 – Valve Truck Equipment ($85k)

CAPITAL PROJECT EXPENDITURES

After direction from the Board during the strategic planning and subsequent board meetings, the District was able to identify about $3.3M of projects that can be deferred into future years. Capital expenditures have decreased from an initial estimate of $19.5M to what is recommended for the 2027 Budget of $16.2M.

Projects	**2027**	**2026 Carryover**	**Total**
Continuation	$7.9M	$0.5M	**$8.4M**
Core Services	$4.4M	$0.1M	**$4.5M**
Extend Life	$3.1M	$ -	**$3.1M**
Capacity/Growth	$0.2M	$ -	**$0.2M**
Resilience	$ -	$ -	**$ -**
Enhance	$ -	$ -	**$ -**
Total	**$15.6M**	**$0.6M**	**$16.2M**

Major capital expenditure projects for 2027 include:

- 3600 W. Waterline Replacement $2.5M ($1.0M funded through federal appropriations)
- Watts Well No.18 $3.6M
- In-house waterline replacement $1.4M
- Sewer Lining and Manhole Rehabilitation $1.1M
- Pleasant Valley WWPS $4.7M
- Warner WWPS Rehabilitation $0.6M

Appendix

Customer Usage (Tier)	Average Monthly Bill Incr	% Total Est Increase
Low Volume Usage (T1)	$5.64 - $6.39	9.8% - 11.1%
Moderate Volume Usage (T2-T3)	$7.11 - $7.88	9.7% - 10.8%
High Volume Usage (T3)	$12.98 - $14.26	12.7% - 13.9%

GRANGER-HUNTER
IMPROVEMENT DISTRICT

OUR TEAM

- **Administrative Policy & Procedures Manual Updates**

8.3 CLAIMS AGAINST THE DISTRICT NOT COVERED BY INSURANCE

Claims for property damage caused by a water line break, service lateral leak or sewer back-up which are not covered by insurance will be settled in a manner consistent with this Section.

A. Upon the District first becoming aware of any water or sewer emanating from the District's water system or sanitary sewer system which enters and causes damage of any kind to any premises, the District shall, upon investigation, immediately consult with the District's insurance carrier to determine if the matter is covered by insurance. If it is determined that there is coverage, the matter shall immediately be tendered to the insurance carrier. If it is determined that the matter is not covered by insurance, the District shall proceed in conformance with the provisions of this Section.

~~A. Claims for property damage caused by a water line break or sewer back-up filed against the District that are not covered by insurance will be settled in a manner consistent with this chapter. The intent of this chapter is to provide clean-up of any property damage to the claimant and a reasonable amount to be considered as restoration of lost property.~~

B. If, after consultation with the District's legal counsel, and the insurance carrier if deemed appropriate, it is determined upon investigation that the damage could have been caused by, resulted from, or it could have arisen, in whole or in part, out of the actions or inactions of a third-party, in order to insulate the District from any assumption or claim of responsibility or liability for the damage that could be construed, implied or arise by the District taking some remedial action or otherwise inserting itself in the matter, the District shall not take any remedial action or offer assistance except that it may recommend to the property owner reputable private companies that could assist in restoring and/or cleaning-up those parts of the affected premises that have been damaged or otherwise affected by water or sewer entering the premises.

~~B. The District will pay for the initial clean-up of the premises affected by water or sewer entering the premises.~~

C. If after investigation it is determined that there is no potential for third-party involvement that contributed or be construed to have contributed to the damage, the District may, in its sole discretion, provide for mitigation, restoration and/or clean-up of that portion of the premises affected by water or sewer entering the premises, and in the District's discretion, it may if appropriate under the circumstances, provide for the replacement of damaged furnishings and/or structures, and pay the reasonable cost of the same. Any such assistance and/or payment shall be expressly subject to the following:

(1) The extent of any such restoration, repair or replacement of damaged

furnishings and/or structure to be made by the District shall be determined and calculated based on the current fair market value of the same.

(2) The restoration, repair and/or clean-up work may be performed by District personnel and/or by third-party contractors retained by the District as determined by the General Manager or an Assistant General Manager, in their sole discretion.

~~C. The District will provide restoration or replacement of damaged furnishings and/or structure based on the current fair market value. The General Manager or an Assistant General Manager is authorized to settle claims for restoration and replacement up to $20,000 per occurrence. Any claim in excess of $20,000 must be authorized by the Board.~~

D. After conferring with the District's legal counsel ~~or~~ and the insurance ~~agent~~carrier if deemed appropriate, the General Manager or an Assistant General Manager are authorized and may compromise and settle any legal claim made against the District if the compromised payment amount ~~in compromise~~ is $20,000 or less. All claims settled by the General Manager or Assistant General Manager must be reported to the Board at its next regularly scheduled meeting. The Board, in consultation with the District's legal counsel, must authorize the settlement and compromise of any claim~~s~~ in an amount exceeding $20,000. Any restoration, repair, compromise, or settlement made pursuant to this section shall be documented such that the same shall not constitute or otherwise be construed as an admission of liability, express or implied, by the District.

E. The District shall obtain from the owner of the affected premises appropriate assurances, indemnities, releases and waivers, and document the same by executed, written agreements as determined advisable by the District's legal counsel, all as a condition to commencement of any restoration or clean-up of the affected premises and/or the settlement and payment of any legal claim consistent with the provisions of this Section.

F. The District reserves all rights of recovery, indemnity, contribution, and subrogation against any person or entity determined to be responsible for all damages which are the subject of this Section.

GRANGER-HUNTER
IMPROVEMENT DISTRICT

OUR OPERATIONS

- Department Highlights
- Jordan Valley Water Conservancy District Member Agency Water Conservation Funding Agreement
- 23L: Watts Well No. 18 Equipping Project Utility Easement Approval
- 23L: Watts Well No. 18 Equipping Project Quitclaim Deed Approval

Administrative Services

- **Approval Requested:** Consider approval authorizing the General Manager to sign the 2026/2027 JVWCD Member Agency Water Conservation Funding Agreement

The new Cordonel meter approved by the Board in March was installed on July 2 at Compass Cove as a bypass meter for a 6” main meter. This is an ideal location because the meter vault frequently fills with groundwater and the meters are often submerged. The Cordonel meter is designed to maintain accurate readings even when under water and provides additional data beyond usage, including pressure and temperature readings.

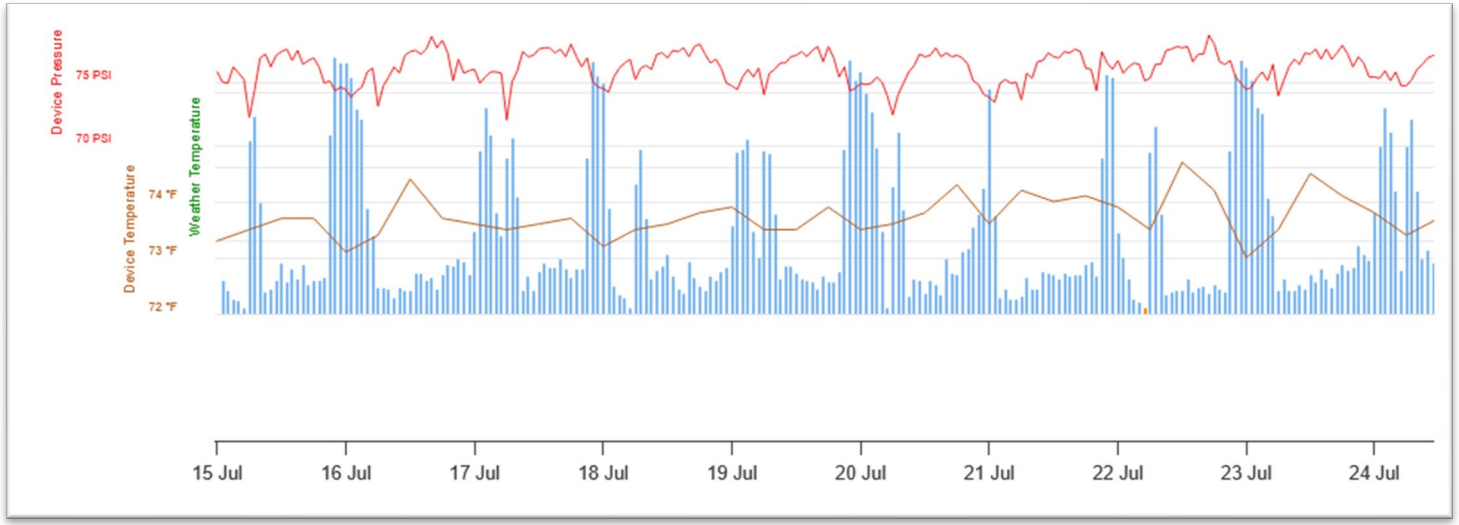

MEMBER AGENCY WATER CONSERVATION FUNDING AGREEMENT

This Agreement is made and entered into as of July 1, 2026, (the "Effective Date"), by and between the Jordan Valley Water Conservancy District, a Utah special district ("District"), and Granger-Hunter Improvement District, a Utah special district ("Member Agency").

RECITALS:

A. The District desires to provide funding assistance to the Member Agency for a water conservation project within the Member Agency's retail service area relating to leak detection, water system auditing, tiered rate study, and promotional materials (the "Project");

B. The Member Agency wishes to obtain funding assistance from the District and represents that it has met the eligibility requirements; and,

C. The Member Agency has submitted to the District a proposal outlining the Project and requesting funding assistance, and the District is willing to provide funding assistance, consistent with the terms of this Agreement.

TERMS:

The parties agree as follows:

1. Project Description. A description of the Project to be completed by the Member Agency is set forth in attached Exhibit A.

2. Project Schedule. The Project shall be completed by the Member Agency in accordance with the schedule set forth in attached Exhibit A, notwithstanding any other provision or Exhibit of this Agreement to the contrary.

3. Project Administration and Correspondence.

(a) The person designated to administer the Project and to act as the chief contact for the Member Agency is:

Michelle Ketchum, Director of Administrative Services
Granger-Hunter Improvement District
288 South 3600 West
West Valley City, Utah 84119

(b) The person designated to represent the District in connection with this Agreement is:

Courtney Brown, Conservation Division Manager
Jordan Valley Water Conservancy District
8275 South 1300 West
West Jordan, Utah 84088

4. Eligibility for Project Funding. The Member Agency represents it has:

(a) Adopted, by formal resolution, a water conservation goal of reducing per capita water use in its service area by at least twenty-five percent (25%) by year 2026, using year 2000 as a baseline year for comparison purposes; and,

(b) Complied with the Utah Water Conservation Plan Act, Utah Code Ann. § 73-10-32, and has filed a water conservation plan with the State of Utah, Division of Water Resources.

5. Member Agency Responsibilities and Ownership.

(a) The Member Agency and/or its representatives shall provide all labor, services, supplies, and materials to implement and complete the Project, including but not limited to administration, promotion, marketing, management, data collection, analysis, and reporting.

(b) All materials and supplies necessary to implement and complete the Project shall be the exclusive property of the Member Agency. The District shall have

no ownership, right, title, security interest, or other interest in any Project facilities, materials, or supplies, nor in any rights, duties, or responsibilities for operation or maintenance thereof.

(c) The Member Agency shall comply with all applicable federal, state, and local requirements to implement and complete the Project.

(d) The Member Agency shall be solely responsible for the performance of its staff and/or representatives in complying with the terms of this Agreement, and for the proper allocation of funds received from the District for implementing and completing the Project.

(e) The Member Agency shall timely prepare and submit invoices and reports to the District as further described herein.

(f) The Member Agency shall timely pay its share of the costs of the Project.

6. Cost Estimate and Funding.

(a) The funds to be provided by the District to the Member Agency shall not exceed Eighty-Four Thousand and 00/100 dollars ($84,000.00).

(b) The costs for the Project to be paid by the District and by the Member Agency are set forth in attached Exhibit A. All costs greater than those shown in Exhibit A, which are necessary to implement and complete the Project pursuant to this Agreement, if any, shall be paid by the Member Agency. The Member Agency shall pay no less than twenty percent (20%) of the total cost of the Project.

7. Invoicing Requirements.

(a) The Member Agency shall invoice the District on a quarterly basis pursuant to the following schedule:

QUARTERLY BILLING PERIOD	INVOICE DUE DATE
January 1-March 31	April 20
April 1-June 30	July 20
July 1-September 30	October 20
October 1-December 31	January 20

(b) Invoices shall be sufficiently detailed to allow for review and approval by the District and each shall include the following: a cover letter indicating the billing period; a detailed breakdown of the costs submitted for reimbursement, including man hours and billing rates; documentation supporting the invoice, such as invoices for supplies, consulting services, etc.; and, an accounting of the amount(s) previously invoiced with respect to the total funding amount provided under this Agreement. The final invoice for the Project, or a component of the Project, shall provide information and documentation sufficient to demonstrate that it has been completed in accordance with the requirements and conditions of this Agreement.

8. Periodic Meetings. The District, at its discretion, may request periodically a meeting for review of the Member Agency's progress toward implementation and completion of the Project, including an initial meeting prior to commencement of the Project.

9. Reporting Requirements.

(a) Beginning with 2026, and for five (5) consecutive years following completion of the Project, the Member Agency shall provide to the District an annual calculation of per capita water uses within its retail service area. The calculation shall include an estimate of the population served and the volume of water delivered. This information shall be provided to the District by February 15 following the specific calendar year for which the report is made.

(b) If records are available, the Member Agency shall provide to the District, on or before July 1, 2027, the information requested in subparagraph 9 (a) for each calendar year between 2000 and 2026.

(c) Within forty-five (45) days following termination of this Agreement and prior to final payment, the Member Agency shall submit to the District a final, written report, including a summary of the Project; problems/challenges encountered; customer responses; Project benefits; a breakdown of final Project costs; and an evaluation regarding the effectiveness of the Project.

(d) If a retail customer of the Member Agency receives and installs a water-conserving device, fixture, or equipment as part of the Project, the Member Agency shall provide to the District the customer's water use information for three (3) full years prior to and following installation of the device, fixture, or equipment.

(e) The provisions of this paragraph 9 shall survive expiration or termination of the term of the Agreement.

10. Term. The term of this Agreement shall commence on the Effective Date, and it shall expire without further notice or condition on June 30, 2027, except all reporting obligations required by this Agreement shall survive its expiration or earlier termination for five (5) consecutive years.

11. Termination. Either party may terminate this Agreement upon sixty (60) days written notice to the other party.

12. Indemnification. The Member Agency shall indemnify, hold harmless, and defend the District, its Trustees, officers, employees, and agents against any claim or asserted liability arising out of the Member Agency's actions, either willful or negligent, or the actions of the Member Agency's officers, employees, or agents, in providing labor,

services, supplies, and materials pursuant to this Agreement, including any losses related to any claim made, whether or not court action is filed, and will include attorney fees and administrative and overhead costs related to, or arising out of, such claim or asserted liability.

13. Notices. All notices, requests, demands, and other communications required or allowed by this Agreement shall be in writing and shall be given by personal delivery or by certified mail, with return receipt requested, to the following addresses or to such other addresses as the parties may designate in writing:

If to District, to:

Jordan Valley Water Conservancy District
Attn: General Manager
8215 South 1300 West
West Jordan, Utah 84088

If to Member Agency, to:

Granger-Hunter Improvement District
Attn: Michelle Ketchum, Director of Administrative Services
288 South 3600 West
West Valley City, Utah 84119

Notice shall be effective on the date it is received by the other party.

14. Amendment. This Agreement may be amended only by written instrument signed by both parties.

15. Binding Nature. All of the grants, covenants, terms, provisions, and conditions in this Agreement shall be binding upon and inure to the benefit of the successors and permitted assigns of the parties.

16. Assignment. The Member Agency shall not assign this Agreement or any of its rights under this Agreement without the prior written consent of the District. The District may assign this Agreement and/or any of its rights under this Agreement.

17. Whole Agreement. This Agreement, including exhibits, constitutes the entire agreement of the parties and supersedes all prior understandings, representations, or agreements of the parties regarding the subject matter in this document.

18. Authorization. The Member Agency represents and warrants that it has authority to enter into this Agreement. In addition, each individual executing this Agreement does hereby represent and warrant that he or she has been duly authorized to sign this Agreement in the capacity and for the entities shown.

19. Miscellaneous. The parties shall perform those acts and/or sign all documents required by this Agreement, and which may be reasonably necessary to effectuate the terms of this Agreement.

[SIGNATURE PAGE TO FOLLOW]

"District":

Jordan Valley Water Conservancy District

Dated: _____

_____
By: Corey Rushton
Its: Chair, Board of Trustees

Address: 8215 South 1300 West
West Jordan, UT 84088

ATTEST:

_____
Jacob C. Young
Clerk

"Member Agency":

Granger-Hunter Improvement District

Dated: _____

_____
By: _____
Its: _____

Address: 288 South 3600 West
West Valley City, Utah 84119

ATTEST:

_____

EXHIBIT A

PROJECT DESCRIPTION, SCHEDULE, AND COST

GRANGER-HUNTER IMPROVEMENT DISTRICT

Measure 1: Continuous Flow/Customer Water Usage Portal Program Extension

Description: Granger-Hunter Improvement District (GHID) seeks funding to complete implementation of a new Customer Water Usage Portal and expand its successful Continuous Flow Program to provide customers with timely, actionable water-use information. In 2025, GHID's Continuous Flow Program notified 628 customers of continuous water use, resulting in 407 customers correcting confirmed leaks or ongoing water loss concerns. These results demonstrated that proactive customer notifications can significantly reduce water waste and improve customer awareness.

Building on last year's Member Agency Grant, the proposed project will complete deployment of the new Customer Water Usage Portal, providing customers with near real-time water-use data, automated leak and continuous flow notifications, customized usage alerts, conservation messaging, and convenient web and mobile access. Together with ongoing outreach efforts, this program will help customers identify leaks sooner, reduce unnecessary water consumption, improve customer service, and strengthen GHID's long-term conservation goals.

Why This Program Is Needed: In 2025, GHID launched its Continuous Flow Program to proactively identify potential customer leaks and improve response times. During the program's first year, 628 customers were notified of continuous water use, resulting in 407 customers correcting confirmed leaks or ongoing water loss concerns. These results demonstrated that providing customers with timely water-use information leads to meaningful conservation outcomes and reduced water waste.

Despite these successes, many customers remain unaware of leaks until they receive a high water bill. Manual notification efforts are effective but labor-intensive, requiring significant staff time to review reports, contact customers, and follow up on unresolved issues.

In addition, GHID's previous Sensus customer portal was underutilized and has since been discontinued, creating the need for a modern, customer-friendly platform that provides improved access to water-use information and automated notifications.

The conservation opportunity remains substantial. Continuous flow averages approximately 20 gallons per hour per affected meter, representing an estimated 432,000 gallons of water loss per day, or more than 157 million gallons annually. Expanding automated customer alerts and self-service monitoring tools will help customers identify and resolve water waste more quickly.

Key Features & Benefits:

- Near Real-Time Leak Detection – Detects continuous flow from sources such as running toilets, irrigation issues, or mainline leaks, allowing customers to address problems before significant water loss occurs.
- Automated Customer Notifications – Alerts customers when abnormal usage patterns or continuous flow are detected, helping identify leaks sooner and reducing reliance on manual outreach.
- Customizable Usage Alerts – Customers can establish personalized thresholds and receive notifications as they approach higher billing tiers, helping them better manage monthly water consumption.
- User-Friendly Access – Integrated with GHID's billing software to provide seamless access through web and mobile applications without requiring separate credentials.
- Enhanced Conservation Messaging – Provides customers with water-saving tips, educational resources, and consumption insights that encourage efficient water use.
- Multiple Communication Methods – Supports outreach through portal notifications, email, text messages, phone calls, and postcards to ensure all customers receive important water-use information.
- Courtesy Field Support – Technician visits can be provided when customers need assistance locating or resolving leaks.

Program Goals:

- Expand Leak Detection and Notification Efforts – Provide timely notifications to all affected customers rather than only those identified through manual review.
- Improve Customer Water Awareness – Give customers direct access to near real-time water use information and consumption trends.
- Enhance Customer Communication – Deliver alerts and conservation messages through multiple channels.
- Support Water Conservation – Encourage early leak repairs and informed water management decisions that reduce unnecessary consumption.
- Increase Customer Engagement – Improve access to usage data through modern web and mobile applications.
- Bridge the Digital Divide – Continue providing traditional notification methods for customers who may not utilize digital tools.

Implementation Plan:

1. Complete Customer Water Usage Portal Implementation
   Last year's Member Agency Grant supported the selection and initial implementation of a new Customer Water Usage Portal after GHID learned its existing Sensus customer portal would be discontinued. Since then, GHID has completed a competitive procurement process, selected a vendor, and finalized implementation planning.

Funding through this measure will support completion of the portal implementation, including system configuration, customer onboarding, software licensing, and ongoing support during the 2026-2027 grant period.

2. Baseline Outreach
   - Review accounts currently identified with continuous flow conditions.
   - Notify customers through their preferred communication method, including postcards, phone calls, emails, text messages, and portal notifications.
   - Provide educational materials and conservation guidance.
   - Offer courtesy technician visits when leak investigation assistance is needed.

3. Ongoing Monitoring and Notification
   - Compare daily continuous flow reports against the existing customer notification database.
   - Automatically notify customers through the portal when continuous flow is detected.
   - Continue manual outreach for customers who are not enrolled in the portal or who require additional assistance.
   - Track customer responses and conservation outcomes to measure program effectiveness.

4. Customer Education and Adoption
   GHID will dedicate significant staff resources to ensure successful implementation and customer participation. Efforts will include:
   - Customer enrollment support
   - Educational outreach campaigns
   - Portal training and tutorials
   - Conservation awareness messaging
   - Technical assistance for portal users

5. Intern and Staff Support
   - Extend employment of GHID's summer intern to support implementation activities.
   - Assist with customer outreach, account monitoring, data review, and follow-up coordination.
   - Support adoption and education efforts during the portal rollout.

Promotion & Adoption Strategy:

To maximize customer participation and conservation benefits, GHID will implement a comprehensive outreach campaign that includes:

- Email campaigns promoting portal enrollment and key features.
- Social media and website content highlighting leak detection tools, conservation resources, and customer success stories.
- Targeted outreach to high-usage customers and customers with prior continuous flow concerns.

- Instructional videos, tutorials, and user guides demonstrating how to monitor water use and configure alerts.
- Postcards and direct mail campaigns to engage customers who may not routinely access digital communications.
- Ongoing conservation messaging that reinforces efficient water-use practices.

Communication Strategy:

- Primary Methods: Portal notifications, email alerts, and postcards.
- Secondary Methods: Text messages and phone calls.
- Follow-Up Support: Courtesy technician visits and individualized customer assistance for unresolved issues.

Staff Involved:

- Summer Intern – Implementation support, customer outreach, and follow-up coordination
- Michelle Ketchum – Director of Administrative Services
- Krista Barnes – Customer Service Supervisor and customer service staff
- Dustin Soter – Meter Supervisor and meter staff
- Marinda Miller – Data Auditor
- Justin Gallegos – IT Director

Funding Request & JVWCD Contribution:

Funding requested under this measure will support the remaining implementation costs of the new Customer Water Usage Portal, annual software licensing, and ongoing support costs during the 2026-2027 grant period.

GHID will provide substantial in-kind support through staff time dedicated to implementation, system administration, customer education, outreach efforts, and ongoing program management. This investment will help ensure successful adoption and maximize conservation benefits throughout JVWCD.

Complementary Efforts:

The Customer Water Usage Portal and Continuous Flow Program work together to create a comprehensive customer engagement and water conservation strategy. The Continuous Flow Program has already demonstrated measurable success, with 407 customers correcting confirmed leaks following notification efforts in 2025. The new portal expands upon those results by providing automated alerts, near real-time consumption information, and convenient customer access to water-use data.

Together, these initiatives will improve customer service, reduce water waste, increase customer awareness, and strengthen GHID's long-term water conservation efforts.

Funding Tier: Tier 1

Schedule for Implementation:

- June 2026 – Begin crafting the new water usage portal structure.
- July - August 2026 – Train GHID staff on the new portal and the new resources
- August 2026 – May 2027 - Roll out the new portal and begin to engage customers and encourage usage access through the JVWCD website, the Xpress Bill Pay portal, and the Water Usage Portal app.

Cost:

- JVWCD 80%: $27,200
- GHID 20%: $6,800
- Total: $34,000

Measure 2: Leak Detection Equipment

Description: GHID plans to transition to an in-house, year-round leak detection program through the purchase of listening equipment and data loggers. This investment will improve system efficiency, reduce water loss, and allow for more proactive leak identification and response.

Funding Tier: Tier 1

Schedule for Implementation:

- July - August 2026 – Obtain bids.
- September 2026 - May 2027 – Purchase equipment and implement program. Track data and make repairs.

Cost:

- JVWCD 80%: $25,600
- GHID 20%: $6,400
- Total: $32,000
    - Acoustic Listening Devices (2 sets): $12,000
    - Data Loggers: $20,000

Measure 3: Water System Audit by Zone

Description: Implement an automated, pressure zone–level reconciliation of water production and billed consumption to pinpoint and quantify non-revenue water across the system. This AWWA-aligned approach enables GHID to move beyond system-wide estimates and systematically target the highest-loss zones for intervention. By

distinguishing real versus apparent losses, we can prioritize the next best investments in leak detection, metering accuracy, and operations. The result is a disciplined, high-ROI framework that advances both fiscal responsibility and community water stewardship.

Funding Tier: Tier 1

Schedule for Implementation:

- July - September 2026 – Prepare a cost-benefit analysis to determine the most effective approach for completing the project.
- October 2026 – Implement the plan.

Cost:

- JVWCD 80%: $16,400
- GHID 20%: $4,100
- Total: $20,500

Measure 4: Tiered Rate Study

Description: Through the help of a consultant, develop a tiered rate structure to promote water conservation while ensuring long-term revenue stability. This study will align pricing signals with usage patterns, encouraging efficient consumption and reducing peak demand pressures. By balancing affordability, cost recovery, and conservation objectives, GHID can strengthen revenue stability, incentivize conservation and reinforce community stewardship of limited water resources.

Funding Tier: Tier 2

Schedule for Implementation:

- July 2026 – Gather data, usage trends, and industry developments
- November 2026 – Begin solicitation process
- December 2026 – Selection and kickoff
- June 2027 – Completion of introductory analysis

Cost:

- JVWCD 60%: $6,000
- GHID 40%: $4,000
- Total: $10,000

Measure 5: Promotional and Educational Conservation Materials

Description: Funding would support a variety of conservation outreach and educational materials designed to promote water efficiency and community engagement. Materials may include event giveaways, school education displays, yard signs, sprinkler test cups, videos, community event support such as Truck-or-Treat activities, and grass seed distribution.

Funding Tier: Tier 3

Schedule for Implementation:

- July 2026 – May 2027 – Purchase and distribute promotional materials

Cost:

- JVWCD 40%: $4,000
- GHID 60%: $6,000
- Total: $10,000

Measure 6: Conservation Calendars, Information Packets, and Conservation Art Contest

Description: Due to the popularity of the conservation calendars featuring local water conservation artwork, GHID would like to continue the program in 2027. Funding would also support updated customer information packets and prizes for art contest participants to encourage continued community engagement in water conservation.

Funding Tier: Tier 3

Schedule for Implementation:

- September 2026 – Design conservation calendar
- November 2026 – Calendar printing and distribution
- December 2026 – Information packet update and printing
- Spring 2027 – Hold art contest and announce winners

Cost:

- JVWCD 40%: $2,400
- GHID 60%: $3,600
- Total: $6,000

Measure 7: Spray Nozzles and Drip Irrigation Kits

Description: GHID has previously provided spray nozzles to new customers to promote water conservation and efficient watering practices. Requested funds will be used to replenish this supply and to purchase drip kits that will be offered to customers who express interest in using the materials to save water. Verification of installation, either through pictures or on-site visits, will be incorporated into the campaign.

Funding Tier: Tier 1

Schedule for Implementation:

- July 2026 – May 2027 – Purchase and distribute materials; educate customers

Cost:

- JVWCD 80%: $2,400
- GHID 20%: $600
- Total: $3,000

Total JVWCD: $84,000
Total Granger-Hunter: $31,500
Total of all Projects: $115,500

GRANGER-HUNTER
IMPROVEMENT DISTRICT

CAPITAL PROJECTS APPROVALS

August 2026 Board Meeting

CAPITAL PROJECTS APPROVAL

23L: Watts Well No. 18 Equipping Project

Capital Project:	23L: Watts Well No. 18
Address:	1002 W 2320 S
Project Budget:	$1,870,000.00 (2026)
GHID Project Manager:	Jeremy Gregory
Consultant:	Hansen Allen & Luce
Contractor:	J. Lyne Roberts & Sons, Inc.

Project Description: Construction of a new potable well pump house with chlorination facilities; associated electrical, controls, and HVAC; new piping and connections to the well and pump-to-waste discharge; new surge tank vault; construction of a new cul-de-sac, and miscellaneous surface improvements.

Project Update: As part of the design and construction of the new cul-de-sac, a portion of Salt Lake County's property would be dedicated to West Valley City as public right-of-way. As part of this, the city and district will quitclaim the property to Salt Lake County. The proposed property adjustments are shown on the following page.

In addition, Rocky Mountain Power requires a utility easement across District property to provide electrical service to the new well facilities. The proposed utility easement is shown on the following page.

Staff Recommendation: Consider approval to grant Rocky Mountain Power a utility easement at the Watts Well No. 18 site to provide electric service for the 23L: Watts Well No. 18 Equipping Project.

Staff Recommendation: Consider approval of a quitclaim deed at the Watts Well No. 18 site to Salt Lake County in connection with the 23L: Watts Well No. 18 Equipping Project.

CAPITAL PROJECTS APPROVAL

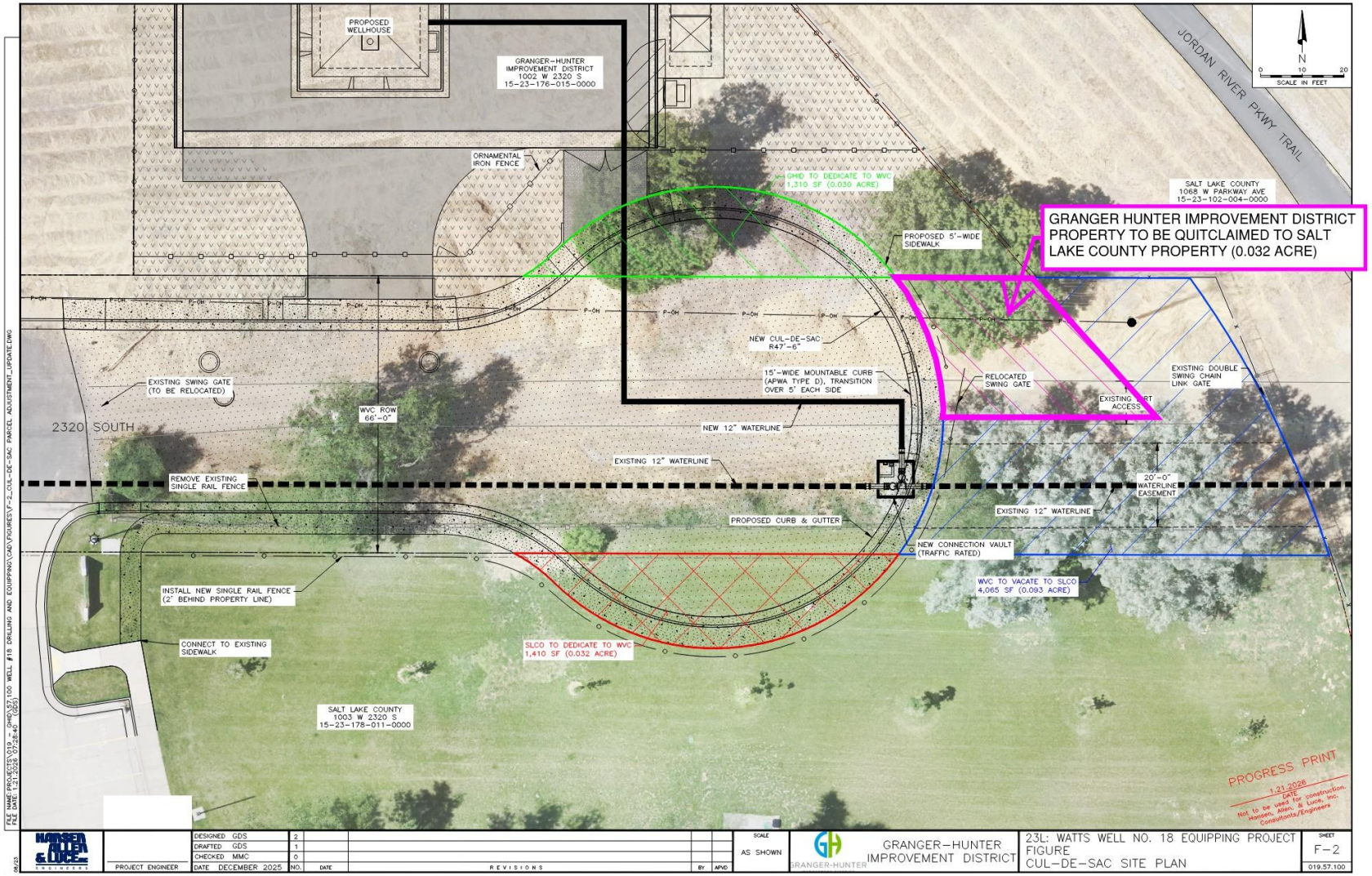

Proposed property adjustments shown in purple

CAPITAL PROJECTS APPROVAL

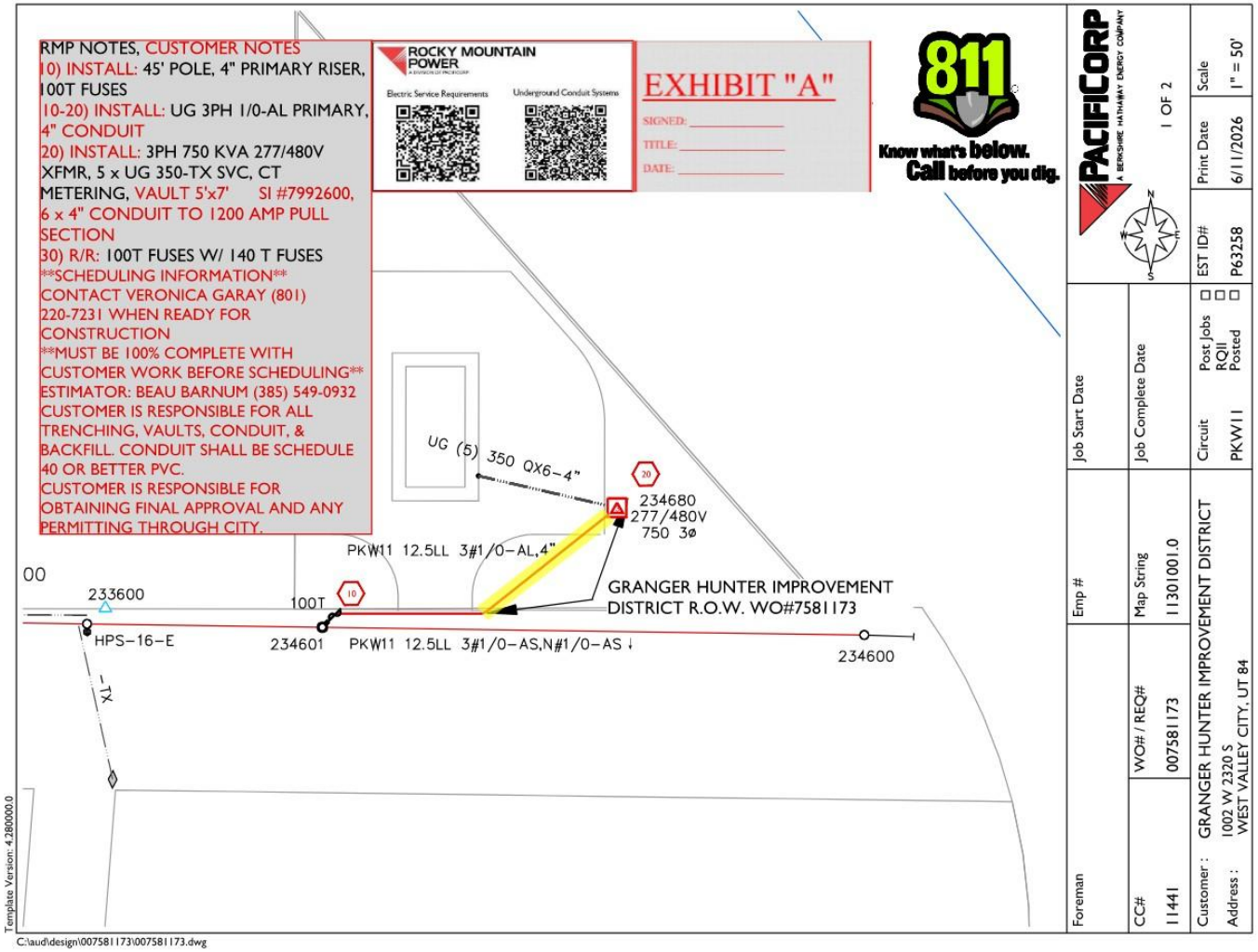

Proposed utility easement in yellow

GRANGER-HUNTER
IMPROVEMENT DISTRICT

APPENDIX

- Jordan Valley Water Conservancy District Update
- Central Valley Water Reclamation Facility Update
- Financial Report for July 2026
- Paid Invoice Report for July 2026
- Administrative Services Update
- Water Maintenance Update
- Wastewater Maintenance Update
- Operations Update
- Capital Projects Update
- Engineering Department Update

JORDAN VALLEY WATER CONSERVANCY DISTRICT

Monthly Summary of Water Deliveries in Acre Feet

July 2026

Municipal and Industrial (M&I) Water Deliveries

Wholesale System	This Month	Previous Year	% Change	YTD	YTD Prev Year	YTD % Change	Fiscal YTD	Fiscal YTD Prev Year	Fiscal YTD % Change
Bluffdale City	581.66	661.52	-12%	2,181.31	2,314.73	-6%	581.66	661.52	-12%
Copperton Improvement District	1.18	16.17	-93%	1.96	94.94	-98%	1.18	16.17	-93%
Draper City	807.64	906.14	-11%	2,646.82	2,878.58	-8%	807.64	906.14	-11%
Granger-Hunter Improvement District	2,356.95	3,280.39	-28%	8,063.40	11,329.74	-29%	2,356.95	3,280.39	-28%
Herriman City[3]	1,454.17	1,548.01	-6%	5,436.45	5,414.67	0%	1,454.17	1,548.01	-6%
Hexcel Corporation	104.19	92.70	12%	526.66	592.33	-11%	104.19	92.70	12%
Kearns Improvement District	1,192.97	1,305.16	-9%	4,623.10	4,989.46	-7%	1,192.97	1,305.16	-9%
Magna Water District	68.46	67.40	2%	472.87	465.32	2%	68.46	67.40	2%
Midvale City	572.04	518.00	10%	2,026.47	1,890.54	7%	572.04	518.00	10%
Riverton City	689.09	729.73	-6%	3,613.95	3,672.53	-2%	689.09	729.73	-6%
South Jordan City[3]	2,996.06	3,373.43	-11%	10,310.09	11,090.41	-7%	2,996.06	3,373.43	-11%
City of South Salt Lake	71.16	54.98	29%	773.76	686.67	13%	71.16	54.98	29%
Taylorsville-Bennion Improvement District	348.17	357.94	-3%	2,676.55	3,080.10	-13%	348.17	357.94	-3%
Utah Div. of Fac. Const. and Mgmt.	8.20	6.21	32%	36.33	23.75	53%	8.20	6.21	32%
WaterPro, Inc.	325.46	490.35	-34%	856.84	1,038.05	-17%	325.46	490.35	-34%
City of West Jordan[3]	3,190.39	3,642.85	-12%	12,354.48	13,181.76	-6%	3,190.39	3,642.85	-12%
White City Water Improvement District	0.00	0.00		0.00	0.00		0.00	0.00	
Willow Creek Country Club[6]	68.33	81.95	-17%	184.94	210.67	-12%	68.33	81.95	-17%
Wholesale System Subtotal	**14,836.14**	**17,132.94**	**-13%**	**56,785.98**	**62,954.25**	**-10%**	**14,836.14**	**17,132.94**	**-13%**
Retail System[2]	1,235.84	1,412.94	-13%	4,379.16	4,758.65	-8%	1,235.84	1,412.94	-13%
Total Wholesale & Retail	**16,071.97**	**18,545.89**	**-13%**	**61,165.13**	**67,712.91**	**-10%**	**16,071.97**	**18,545.89**	**-13%**
Other M&I Deliveries									
MWDSLS (Treated and Transported)[4]	2,327.69	2,823.52	-18%	7,017.74	9,565.43	-27%	2,327.69	2,823.52	-18%
District Use (Non-revenue)[5]	96.43	111.28	-13%	366.99	406.28	-10%	96.43	111.28	-13%
Other M&I Subtotal	**2,424.12**	**2,934.79**	**-17%**	**7,384.73**	**9,971.70**	**-26%**	**2,424.12**	**2,934.79**	**-17%**
Total M&I Deliveries	**18,496.10**	**21,480.68**	**-14%**	**68,549.86**	**77,684.61**	**-12%**	**18,496.10**	**21,480.68**	**-14%**
Irrigation and Raw Water Deliveries									
Welby Jacob Water Users	4,702.31	5,724.67	-18%	14,469.57	17,387.73	-17%	4,702.31	5,724.67	-18%
Total Irrigation and Raw Water	**4,702.31**	**5,724.67**	**-18%**	**14,469.57**	**17,387.73**	**-17%**	**4,702.31**	**5,724.67**	**-18%**
Total Deliveries	**23,198.41**	**27,205.34**	**-15%**	**83,019.43**	**95,072.34**	**-13%**	**23,198.41**	**27,205.34**	**-15%**

[1] The City of South Salt Lake contract is based on a fiscal year. All other contracts are based on a calendar year.
[2] Retail deliveries are finalized after billing. Preliminary estimates using AMI data are made for the month previous to today.
[3] Contract amount is minimum purchase plus remediated water.
[4] Water treated and transported for MWDSLS by JVWCD is delivered to Salt Lake City at 2100 South.
[5] District Use (Non-revenue) includes water consumed in breaks, reservoir washing, fires, irrigation and facility potable water.
[6] Willow Creek Country Club average annual usage is estimated at 350 acre-feet.

Wholesale Contract Progress (AF)

Drought Level 2

July 2026

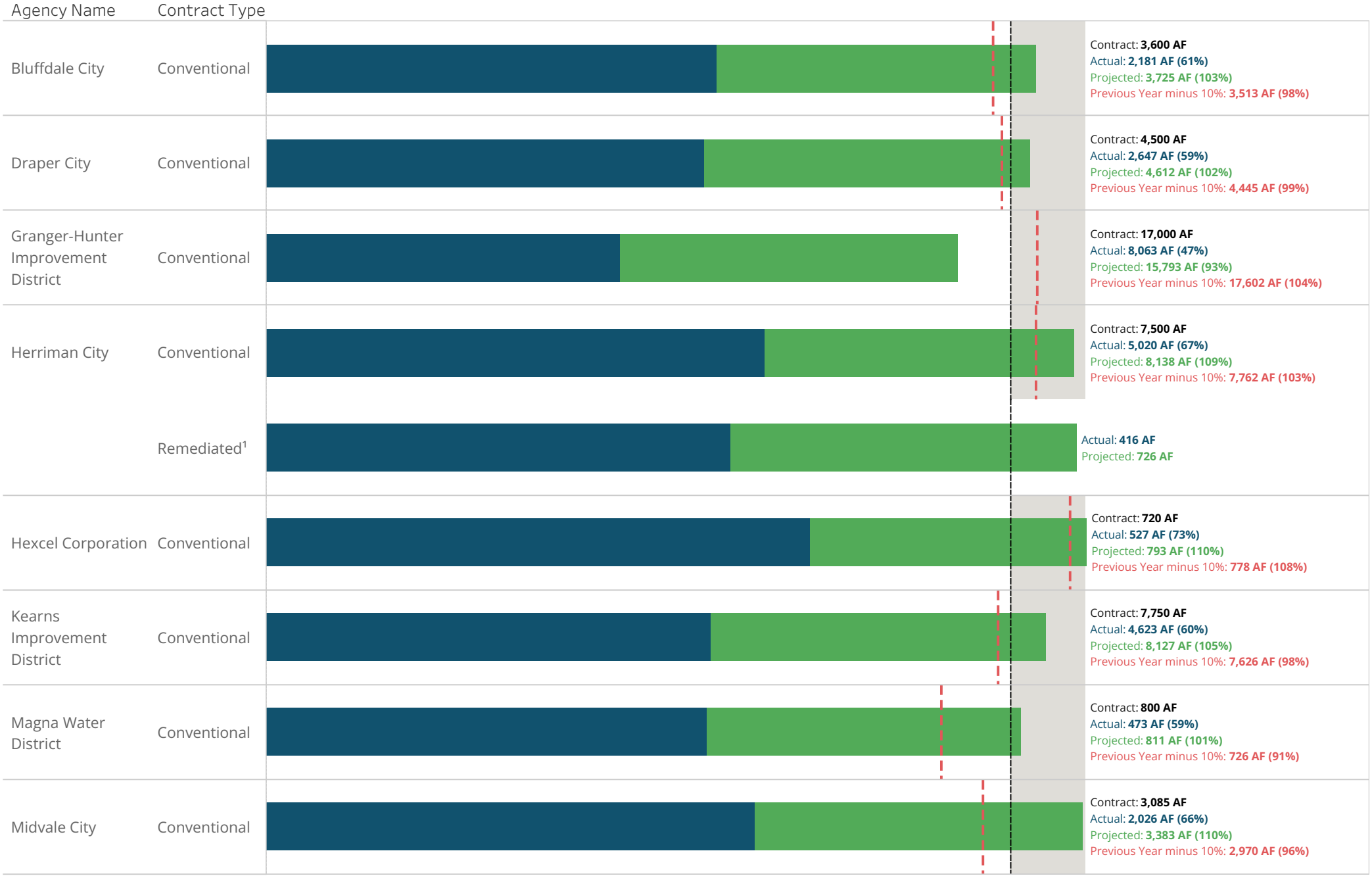

[1]Remediated water is credited first as it becomes available each month, this water is not included in the minimum purchase amount portion of the water purchase agreement and is therefore not included when determining deferred water (Sec 1.8) or rate surcharges (Sec 2.3) as outlined in the Rules and Regulations for Wholesale Water Service.

[2]Projected deliveries are calculated as an average monthly delivery over the previous three years for months left in the contract year.

[3]Non-delivered portion of minimum purchase contract that may be deferred to future years as oulined in Section 1.8 of the Rules and Regulations for Wholesale Water Service.

Wholesale Contract Progress (AF)

Drought Level 2

July 2026

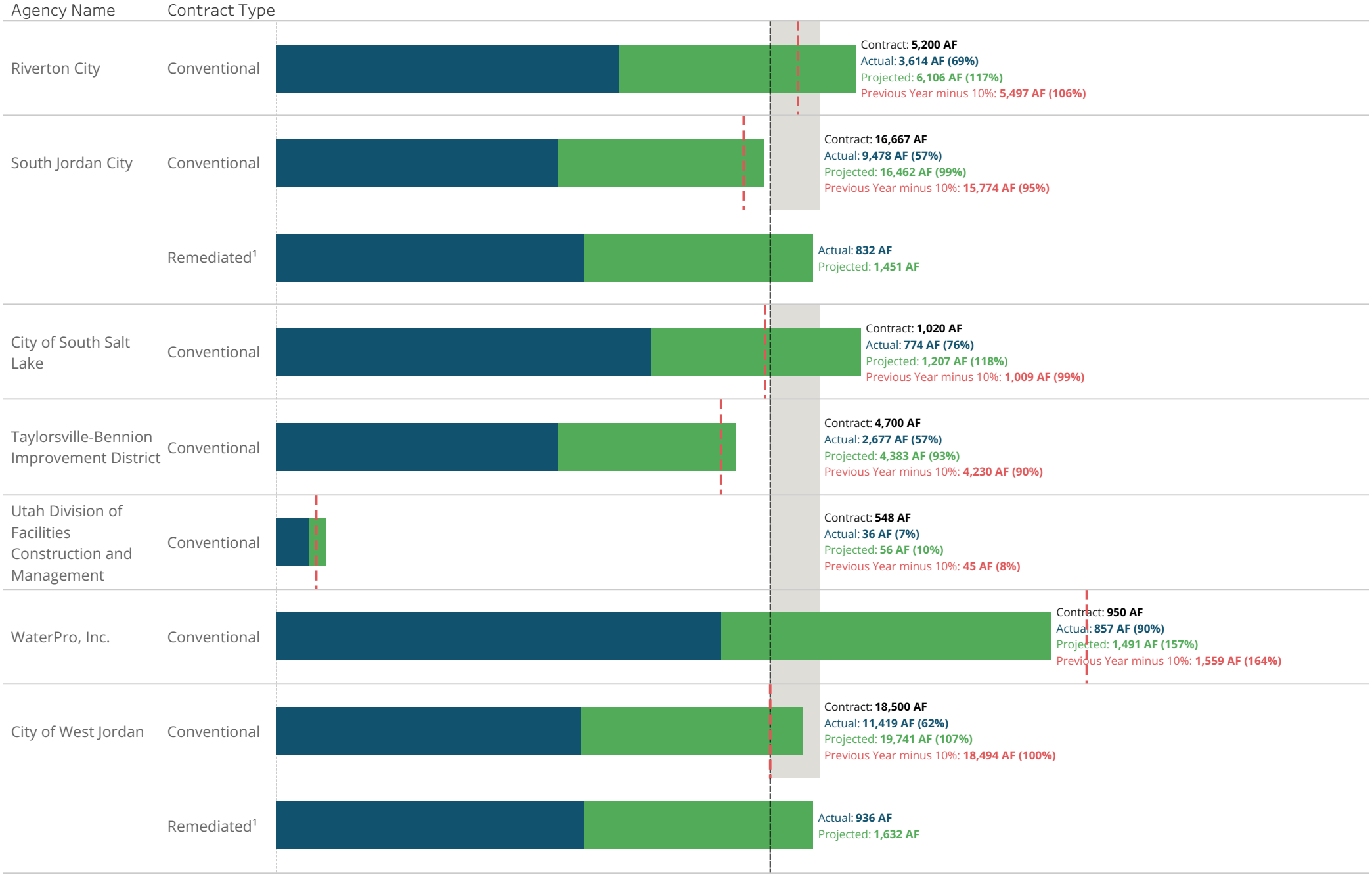

[1]Remediated water is credited first as it becomes available each month, this water is not included in the minimum purchase amount portion of the water purchase agreement and is therefore not included when determining deferred water (Sec 1.8) or rate surcharges (Sec 2.3) as outlined in the Rules and Regulations for Wholesale Water Service.

[2]Projected deliveries are calculated as an average monthly delivery over the previous three years for months left in the contract year.

[3]Non-delivered portion of minimum purchase contract that may be deferred to future years as oulined in Section 1.8 of the Rules and Regulations for Wholesale Water Service.

Water Sources Update

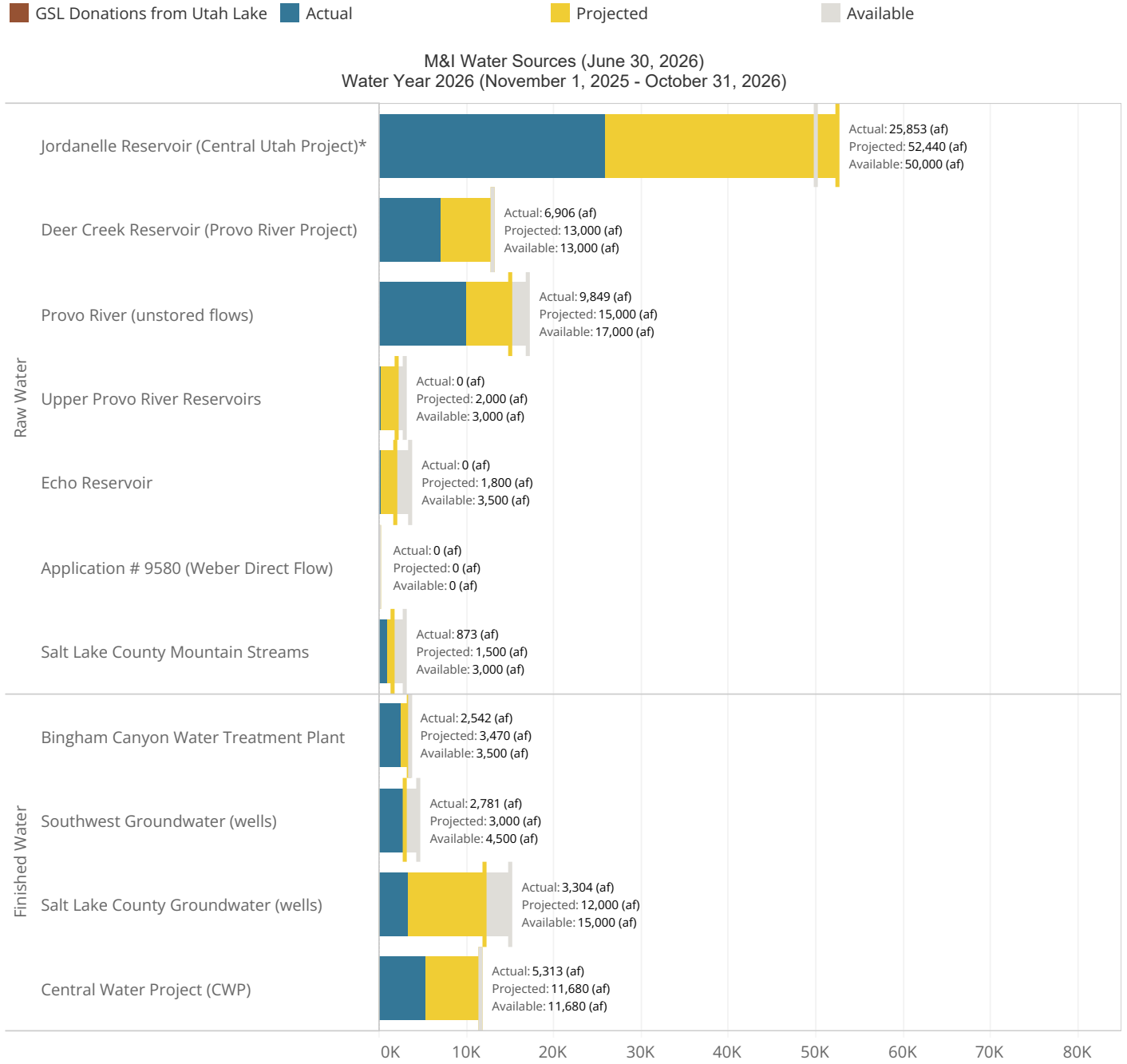

*Central Utah Project may include holdover water from the previous year.

Provo River Reservoirs Update

August 1, 2026

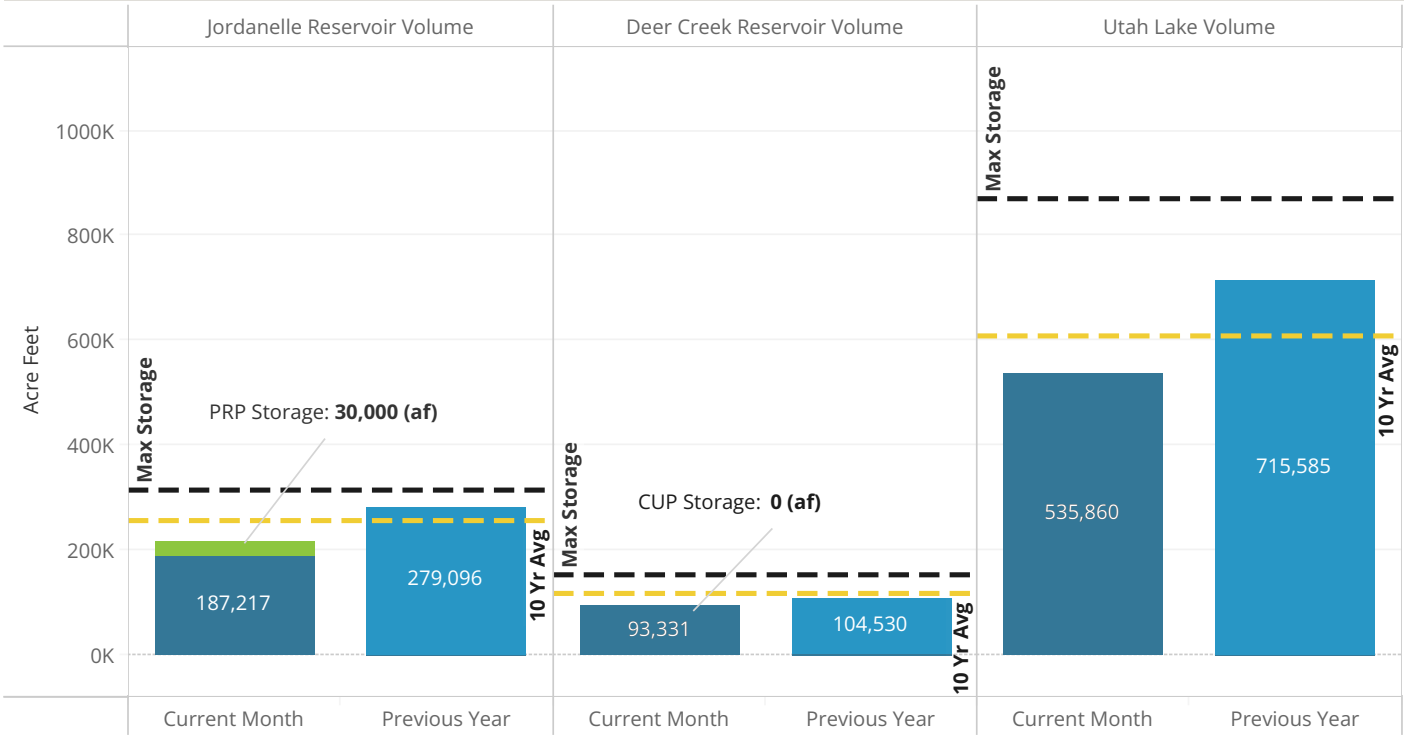

10 Yr Avg for Jordanelle Reservoir may not include all ten years. The available data for Jordanelle Reservoir begins with April, 2014.

Current Month Other Storage Previous Year

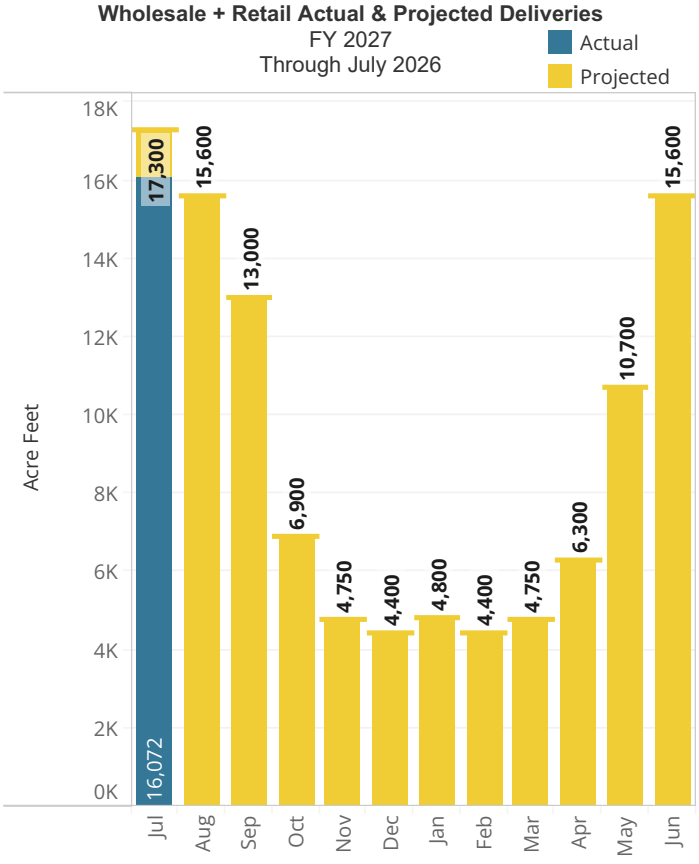

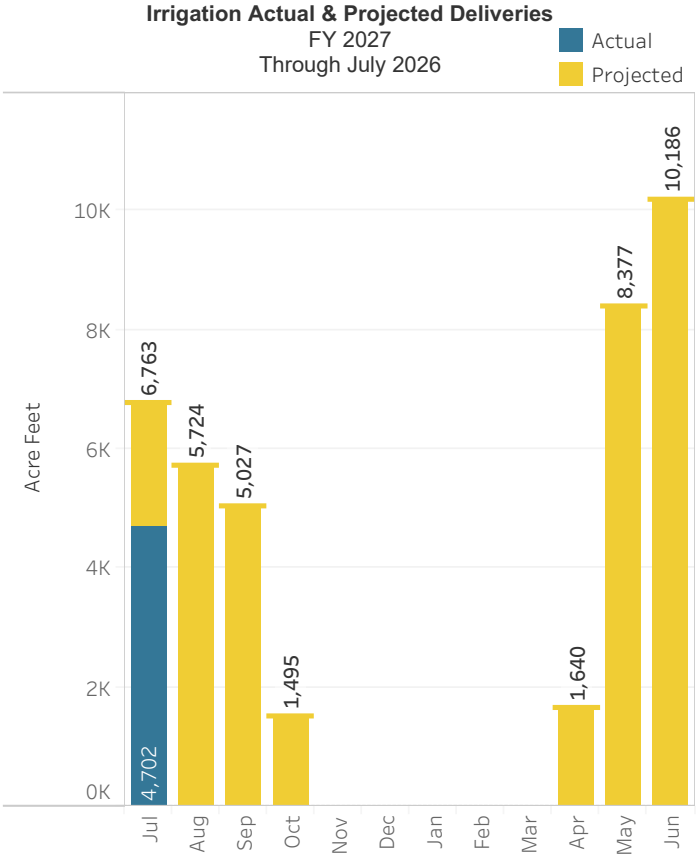

GRANGER-HUNTER
IMPROVEMENT DISTRICT

CENTRAL VALLEY WATER RECLAMATION FACILITY UPDATE

Central Valley Water Reclamation Facility
Monthly Cost Summary
July 31, 2026

Description	Monthly Costs
Facility Operation	2,559,275
Pretreatment Field	111,934
Entity Lab Work	4,177
Net Lab Costs	125,725
Bond Trust Payment	2,144,902
Bond/Cash Capital	3,153,812
Pay-as-you-go CIP	244,190
	8,344,015

Member Entity	Capital %	O & M Monthly Average %	Pretreatment %
Cottonwood	15.1102%	14.7006%	4.4200%
Mt Olympus	25.6933%	25.6875%	8.8400%
Granger-Hunter	26.1446%	26.9780%	53.0600%
Kearns	11.7081%	12.0173%	19.2500%
Murray	7.4520%	7.1759%	5.2000%
South Salt Lake	4.3561%	4.2556%	8.3200%
Taylorsville-Ben	9.5357%	9.1851%	0.9100%
	100.0000%	100.0000%	100.0000%

Calculation	Description	Cottonwood	Mount Olympus	Granger-Hunter	Kearns	Murray	South Salt Lake	Taylorsville-Bennion	Total
Monthly flows % (Table 3)	Facility Operation	376,228.78	657,413.77	690,441.21	307,555.75	183,651.01	108,912.51	235,071.97	2,559,275.00
Directly reimbursable costs	Pretreatment Field	4,947.48	9,894.97	59,392.18	21,547.30	5,820.57	9,312.91	1,018.60	111,934.01
Directly reimbursable costs	Entity Lab Work	210.00	360.00	(232.00)	1,200.00	600.00	39.00	2,000.00	4,177.00
Monthly flows % (Table 3)	Net Lab Costs	18,482.33	32,295.61	33,918.09	15,108.75	9,021.90	5,350.35	11,547.96	125,724.99
	Total O & M	399,868.59	699,964.35	783,519.48	345,411.80	199,093.48	123,614.77	249,638.53	2,801,111.00
	2021C Bond Entity Draws (Do not pay)	123.66	210.27	213.96	95.82	60.99	-	78.04	782.74
	2024A Bond Entity Draws (Do not pay)	476,423.64	810,108.11	824,337.57	-	234,961.08	137,383.20	300,660.01	2,783,873.61
	Cash Entity Capital	-	-	-	369,155.64	-	-	-	369,155.64
	Monthly CIP (pay-as-you-go)	36,897.60	62,740.47	63,842.50	28,590.01	18,197.04	10,637.16	23,285.23	244,190.01
	2017A Bond Trust Payments	52,867.97	-	91,475.55	-	26,073.25	15,241.22	-	185,657.99
	2019A Bond Trust Payments	57,111.93	-	98,818.92	44,253.09	28,166.06	-	-	228,350.00
	2020A Loan DS Payments	49,920.10	84,883.29	86,374.08	38,680.06	24,619.27	-	31,503.21	315,980.01
	2021A Bank of Utah	19,038.55	32,373.04	32,941.67	14,751.97	9,389.37	5,488.60	12,014.79	125,997.99
	2021B Bond Trust Payments	20,659.42	35,129.16	35,746.20	16,007.90	10,188.75	5,955.88	13,037.69	136,725.00
	2021C Bond Trust Payments	108,154.48	183,904.03	187,133.91	83,802.35	53,338.91	-	68,253.32	684,587.00
	2024A Bond Trust Payments	80,025.28	136,074.63	138,465.03	-	39,466.71	23,070.18	50,502.18	467,604.01
	Total Entity Bill for Month	**824,543.92**	**1,235,068.97**	**1,518,317.34**	**940,652.82**	**408,532.84**	**184,007.81**	**448,234.95**	**5,559,358.65**

Member Entity	2017A Bond %	2019A Bond %	2020A Loan %	2021A Bond %	2021B Bond %	2021C Bond %	2024A Bond %
Cottonwood	28.4760%	25.0107%	15.7985%	15.1102%	15.1102%	15.7985%	17.1139%
Mt Olympus	0.00%	0.0000%	26.8635%	25.6933%	25.6933%	26.8635%	29.1004%
Granger-Hunter	49.2710%	43.2752%	27.3353%	26.1446%	26.1446%	27.3353%	29.6116%
Kearns	0.00%	19.3795%	12.2413%	11.7081%	11.7081%	12.2413%	0.0000%
Murray	14.0437%	12.3346%	7.7914%	7.4520%	7.4520%	7.7914%	8.4402%
South Salt Lake	8.2093%	0.0000%	0.0000%	4.3561%	4.3561%	0.0000%	4.9337%
Taylorsville-Ben	0.00%	0.0000%	9.9700%	9.5357%	9.5357%	9.9700%	10.8002%
	100.0000%	100.0000%	100.0000%	100.0000%	100.0000%	100.0000%	100.0000%

Table 3

Jul 2025 thru Jun 2026

Summary of Loadings to Central Valley Plant
Based on Data from Previous 12 Months

ENTITY	FLOW MGD	BOD mg/L	BOD Lbs/day	TSS mg/L	TSS Lbs/day
COTTONWOOD	5.99	266.11	13,295.16	260.39	13,009.53
MOUNT OLYMPUS	12.96	229.63	24,811.08	178.97	19,338.12
GRANGER-HUNTER	12.44	269.43	27,945.90	195.65	20,293.04
KEARNS	3.50	452.33	13,199.98	362.17	10,568.84
MURRAY	3.29	256.59	7,032.43	206.69	5,664.81
SOUTH SALT LAKE	2.10	274.70	4,809.25	161.15	2,821.27
TAYLORSVILLE-BENNION	4.00	279.16	9,308.19	217.91	7,265.92
TOTALS	44.27	271.97	100,402.00	213.89	78,961.52

Table 5

Jul 2025 thru Jun 2026

Entities Share of O&M Cost

ENTITY	% Based on Flow %	% Based on BOD %	% Based on TSS %	Total % of O&M Cost %
COTTONWOOD	3.1805	4.4375	7.0826	14.7006
MOUNT OLYMPUS	6.8783	8.2812	10.5280	25.6875
GRANGER-HUNTER	6.6027	9.3275	11.0478	26.9780
KEARNS	1.8577	4.4057	5.7538	12.0173
MURRAY	1.7447	2.3472	3.0840	7.1759
SOUTH SALT LAKE	1.1145	1.6052	1.5359	4.2556
TAYLORSVILLE-BENNION	2.1226	3.1068	3.9557	9.1851
TOTALS	23.5011	33.5111	42.9879	100.0000

GRANGER-HUNTER
IMPROVEMENT DISTRICT

JULY 2026 FINANCIAL REPORT

GRANGER-HUNTER
IMPROVEMENT DISTRICT

UNAUDITED STATEMENT

	Key	Jul 2026	YTD 2026	Amended Budget 2026	% of Budget
REVENUES					
Water Sales		$ 3,294,610	$ 12,655,951	**$ 27,705,000**	45.7%
Sewer Service Charges		2,104,017	13,399,823	**23,800,000**	56.3%
Property Taxes		85,502	901,566	**7,291,000**	12.4%
Other		459,414	4,507,309	**5,599,180**	80.5%
Total Revenue		5,943,543	31,464,649	**64,395,180**	48.9%
EXPENSES					
Payroll and Benefits		806,969	6,619,956	**11,940,852**	55.4%
Water Purchases		1,250,241	3,659,812	**11,472,825**	31.9%
Central Valley		1,377,326	8,283,619	**18,624,557**	44.5%
O&M & Admin		600,955	2,935,200	**5,909,789**	49.7%
Debt Service		1,646,237	3,574,054	**4,132,799**	86.5%
Total Expenses		5,681,728	25,072,641	**52,080,822**	48.1%
CAPITAL					
Infrastructure		2,318,671	9,225,715	**20,218,920**	45.6%
Vehicles & Equipment		141,543	929,072	**1,418,000**	65.5%
Total Capital		2,460,214	10,154,787	**21,636,920**	46.9%
NET REVENUES		$ (2,198,399)	$ (3,762,779)	**$ (9,322,562)**	40.4%
Add back Infrastructure		2,318,671	9,225,715	**20,218,920**	45.6%
Add Noncash OPEB Accrual		-	302,605	**452,000**	66.9%
ADJ NET REVENUES		$ 120,272	$ 5,765,541	**$ 11,348,358**	50.8%

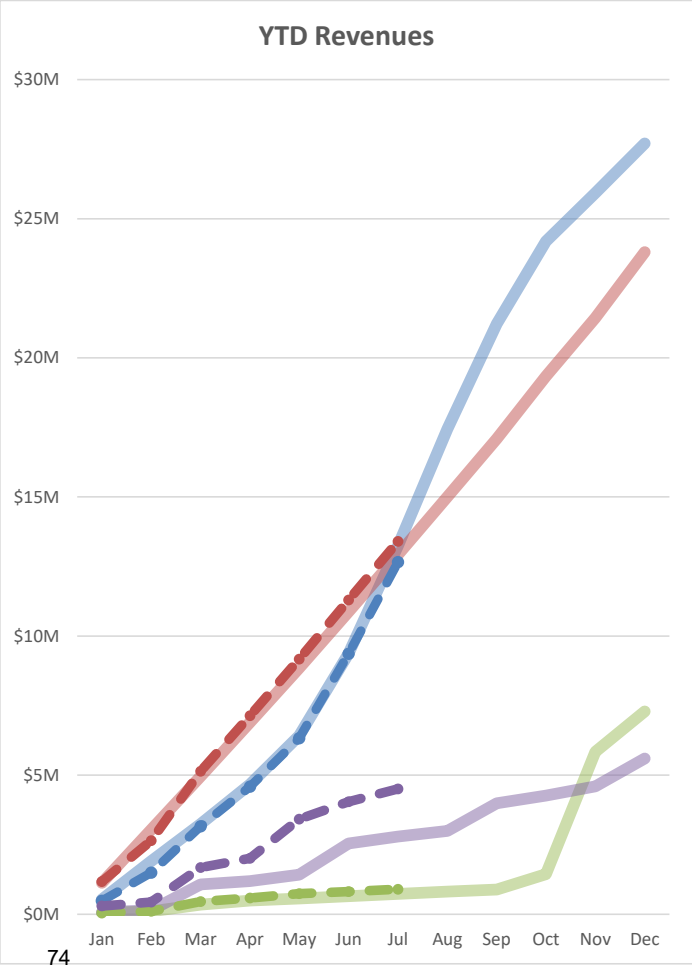

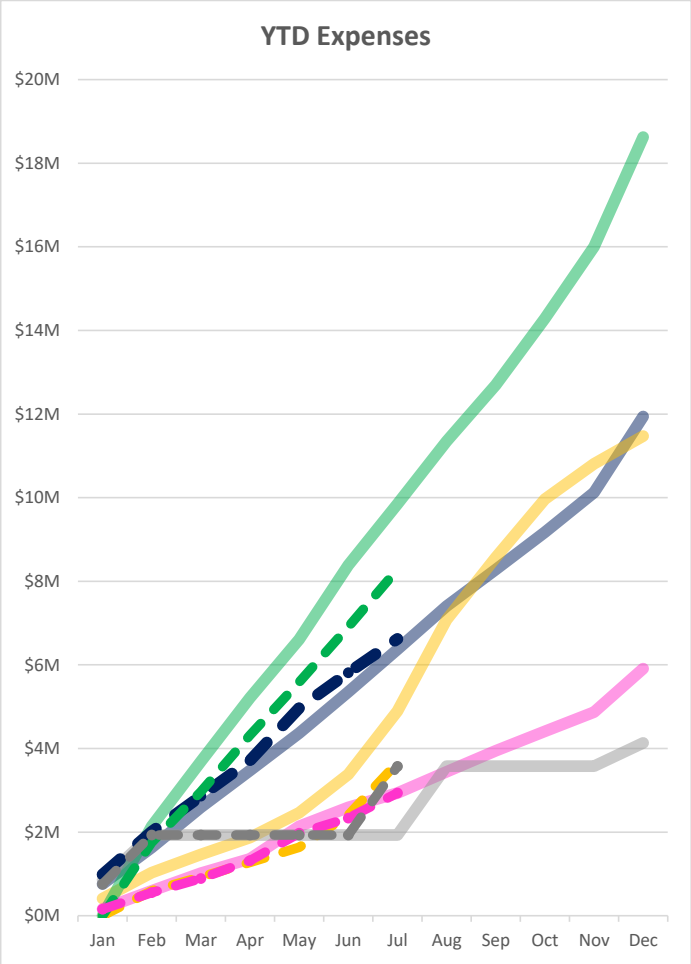

GRANGER-HUNTER
IMPROVEMENT DISTRICT

REVENUES - UNAUDITED

REVENUES	Jul 2025	YTD 2025	Amended Budget 2025	% of Budget	Jul 2026	YTD 2026	Amended Budget 2026	% of Budget
Operating Revenues:								
Water Sales	$ 3,663,898	$ 13,281,499	**$ 26,661,000**	49.8%	$ 3,294,610	$ 12,655,951	**$ 27,705,000**	45.7%
Sewer Service Charges	1,411,873	8,524,195	**15,162,000**	56.2%	1,422,509	8,635,442	**15,800,000**	54.7%
Central Valley Assessmt	678,305	4,738,549	**7,830,000**	60.5%	681,508	4,764,381	**8,000,000**	59.6%
Engineering Fees	19,675	59,443	**61,000**	97.4%	5,425	50,713	**61,000**	83.1%
Connection fees	5,591	61,422	**40,000**	153.6%	26,495	148,006	**40,000**	370.0%
Inspection	43,478	81,422	**100,000**	81.4%	41,238	161,040	**100,000**	161.0%
Delinquent/Turn-on Fees	4,060	15,682	**30,000**	52.3%	4,855	29,741	**30,000**	99.1%
Waterwise Customer Revenue	-	2,399	**3,500**	68.5%	-	1,678	**3,500**	47.9%
Grant/Loan Forgive Revenue	4,663	407,550	**5,731,000**	7.1%	-	833,015	**3,300,680**	25.2%
Conservation Grant	64,000	64,780	**68,500**	94.6%	-	80,800	**84,000**	96.2%
Total Operating Revenue	5,895,543	27,236,941	**55,687,000**	48.9%	5,476,640	27,360,767	**55,124,180**	49.6%
Property Tax Revenue:								
Property Tax	19,902	112,875	**6,020,600**	1.9%	27,351	117,149	**6,080,000**	1.9%
Motor Vehicle	33,175	178,579	**285,000**	62.7%	25,238	163,697	**290,000**	56.4%
Personal Property	7,214	452,146	**431,000**	104.9%	21,889	516,236	**431,000**	119.8%
Delinquent Tax/Interest	17,875	118,667	**90,000**	131.9%	11,024	104,484	**140,000**	74.6%
Tax Increment for RDA	-	-	**330,000**	0.0%	-	-	**350,000**	0.0%
Total Property Tax Revenue	78,166	862,267	**7,156,600**	12.0%	85,502	901,566	**7,291,000**	12.4%
Non-operating Revenue:								
Impact Fees - Water	112,246	570,661	**500,000**	114.1%	132,192	1,346,036	**750,000**	179.5%
Impact Fees - Sewer	49,495	133,323	**225,000**	59.3%	91,303	817,584	**225,000**	363.4%
Interest	141,623	1,140,201	**600,000**	190.0%	97,497	828,598	**600,000**	138.1%
Sale of Surplus Equipment	50,683	97,271	**94,000**	103.5%	30,751	93,292	**250,000**	37.3%
Other	31,705	111,231	**155,000**	71.8%	29,658	116,806	**155,000**	75.4%
Total Non-operating Revenue	385,752	2,052,687	**1,574,000**	130.4%	381,401	3,202,316	**1,980,000**	161.7%
Total Revenues	$ 6,359,461	$ 30,151,895	**$ 64,417,600**	46.8%	$ 5,943,543	$ 31,464,649	**$ 64,395,180**	48.9%

Percent of Year Completed: 58.33%

GRANGER-HUNTER
IMPROVEMENT DISTRICT

EXPENSES - UNAUDITED

	Jul 2025	YTD 2025	Amended Budget 2025	% of Budget	Jul 2026	YTD 2026	Amended Budget 2026	% of Budget
EXPENSES								
Payroll Wages:								
Salaries & Wages	$ 713,881	3,528,486	**$ 6,432,353**	54.9%	$ 503,506	3,788,242	**$ 6,735,724**	56.2%
Overtime Wages	16,609	100,683	**171,000**	58.9%	6,472	39,232	**180,524**	21.7%
On-call Pay	17,906	82,100	**150,000**	54.7%	11,495	79,373	**150,000**	52.9%
Incentive Pay	-	600	**800**	75.0%	-	3,550	**3,100**	114.5%
Clothing Allowance	-	-	**22,000**	0.0%	-	-	**21,725**	0.0%
Other/OPEB	-	-	**89,000**	0.0%	-	302,605	**452,000**	66.9%
Total Payroll Wages	748,396	3,711,869	**6,865,153**	54.1%	521,473	4,213,002	**7,543,073**	55.9%
Payroll Benefits:								
State Retirement Plan	113,089	579,634	**1,071,477**	54.1%	74,232	556,073	**1,053,373**	52.8%
401K Plan	74,871	372,808	**626,944**	59.5%	52,913	393,586	**719,722**	54.7%
Health/Dental Insurance	173,888	1,110,163	**2,328,244**	47.7%	122,577	1,316,806	**2,413,662**	54.6%
Medicare	10,644	52,806	**95,757**	55.1%	7,817	56,290	**100,322**	56.1%
Workers Compensation Ins	22,007	43,049	**55,000**	78.3%	25,403	47,410	**47,000**	100.9%
Life/LTD/LTC Insurance	4,753	31,412	**61,300**	51.2%	2,554	36,789	**58,700**	62.7%
State Unemployment	-	2,446	**5,000**	48.9%	-	-	**5,000**	0.0%
Total Payroll Benefits	399,252	2,192,318	**4,243,722**	51.7%	285,496	2,406,954	**4,397,779**	54.7%
Operations & Maintenance:								
Repair & Replacement	79,007	734,026	**1,509,541**	48.6%	107,196	809,931	**1,550,730**	52.2%
Building & Grounds	25,999	137,170	**223,410**	61.4%	46,264	125,239	**222,550**	56.3%
Vehicle Maint & Fuel	21,690	85,075	**155,700**	54.6%	8,648	81,173	**146,800**	55.3%
Vehicle Lease	6,882	23,800	**33,000**	72.1%	-	(88)	**-**	0.0%
Tools & Supplies	6,767	54,900	**105,200**	52.2%	8,176	39,099	**76,070**	51.4%
Water Purchases	1,785,751	5,026,148	**12,249,425**	41.0%	1,250,241	3,659,812	**11,472,825**	31.9%
Treatment Chemicals	4,856	18,964	**32,000**	59.3%	8,241	31,662	**43,000**	73.6%
Water Lab Testing Fees	17,919	29,739	**80,930**	36.7%	6,498	22,439	**45,900**	48.9%
Utilities	112,038	390,193	**868,000**	45.0%	140,919	494,609	**857,836**	57.7%
Total O&M	2,060,909	6,500,015	**15,257,206**	42.6%	1,576,183	5,263,876	**14,415,711**	36.5%
CVWRF:								
Facility Operations	458,578	3,110,316	**6,572,851**	47.3%	486,925	3,446,946	**7,696,807**	44.8%
Project Betterments	117,690	557,376	**2,059,472**	27.1%	170,930	498,821	**2,086,925**	23.9%
Pre-treatment Field	39,249	210,431	**436,020**	48.3%	35,488	201,448	**476,742**	42.3%
Laboratory	24,877	174,562	**375,355**	46.5%	29,504	186,515	**384,439**	48.5%
CVW Debt Service	658,156	4,043,991	**8,040,379**	50.3%	654,479	3,949,889	**7,979,644**	49.5%
Total CVWRF	$ 1,298,550	8,096,676	**$ 17,484,077**	46.3%	$ 1,377,326	8,283,619	**$ 18,624,557**	44.5%

GRANGER-HUNTER
IMPROVEMENT DISTRICT

EXPENSES - UNAUDITED

	Jul 2025	YTD 2025	Amended Budget 2025	% of Budget	Jul 2026	YTD 2026	Amended Budget 2026	% of Budget
General & Administrative:								
Office Supplies/Printing	$ 524	3,233	**$ 24,225**	13.3%	$ 1,142	6,077	**$ 11,375**	53.4%
Postage & Mailing	26,858	98,359	**179,350**	54.8%	13,078	92,609	**179,580**	51.6%
General Administrative	2,996	40,798	**101,287**	40.3%	4,571	38,774	**88,904**	43.6%
General Administrative-Elections	20,000	20,000	**110,000**	18.2%	-	-	**-**	0.0%
General Administrative-TNT	-	-	**-**	0.0%	-	-	**2,000**	0.0%
Computer Supplies	12,226	179,284	**552,502**	32.4%	13,609	241,987	**523,879**	46.2%
General Insurance	185,596	271,203	**397,835**	68.2%	160,806	317,700	**393,359**	80.8%
Utilities	6,226	47,672	**98,700**	48.3%	5,938	43,015	**96,300**	44.7%
Telephone	10,009	66,594	**121,440**	54.8%	7,027	48,520	**111,146**	43.7%
Training & Education	2,500	42,565	**104,450**	40.8%	6,198	45,650	**85,825**	53.2%
Safety	5,973	21,768	**67,725**	32.1%	2,295	16,049	**56,425**	28.4%
Legal fees	1,920	29,078	**48,000**	60.6%	1,380	37,244	**45,500**	81.9%
Auditing Fees	-	12,000	**12,000**	100.0%	-	15,850	**15,850**	100.0%
Professional Consulting	1,908	49,195	**182,710**	26.9%	21,557	62,123	**247,260**	25.1%
Public Relations/Conservation	-	83,395	**92,500**	90.2%	-	80,693	**93,500**	86.3%
Banking & Bonding	35,672	205,615	**423,500**	48.6%	37,412	240,401	**438,500**	54.8%
Payments to Other Gov't Agencies	-	44,070	**48,500**	90.9%	-	44,444	**47,500**	93.6%
Admin Contingency	-	-	**180,000**	0.0%	-	-	**180,000**	0.0%
Total General Administrative	312,408	1,214,829	**2,744,724**	44.3%	275,013	1,331,136	**2,616,903**	50.9%
Total Operating Expenses	4,819,515	21,715,707	**46,594,882**	46.6%	4,035,491	21,498,587	**47,598,023**	45.2%
Net Operating Revenues	1,539,946	8,436,188	**17,822,718**	47.3%	1,908,052	9,966,062	**16,797,157**	59.3%
Indirect Operating Expenses:								
Depreciation	794,289	5,505,159	**8,900,000**	61.9%	837,967	5,809,336	**9,300,000**	62.5%
RDA Pass-Through	-	-	**330,000**	0.0%	-	-	**350,000**	0.0%
Total Indirect Operating Exp	794,289	5,505,159	**9,230,000**	59.6%	837,967	5,809,336	**9,650,000**	60.2%
Capital								
Infrastructure	1,971,505	6,489,929	**22,887,571**	28.4%	2,318,671	9,225,715	**20,218,920**	45.6%
Vehicles & Equipment	205,489	628,675	**809,000**	77.7%	141,543	929,072	**1,418,000**	65.5%
Total Equipment	2,176,994	7,118,604	**23,696,571**	30.0%	2,460,214	10,154,787	**21,636,920**	46.9%
Debt Service:								
Bond Interest and Fees	541,952	730,846	**1,364,332**	53.6%	527,237	756,054	**1,314,799**	57.5%
Bond Principal Pmt ('21 Bond)	-	332,000	**332,000**	100.0%	-	337,000	**337,000**	100.0%
Bond Principal Pmt ('19 Bond)	-	1,008,000	**1,008,000**	100.0%	-	1,021,000	**1,021,000**	100.0%
Bond Principal Pmt ('23A Bond)	-	-	**-**	0.0%	-	341,000	**341,000**	100.0%
Bond Principal Pmt ('23B Bond)	1,090,000	1,090,000	**1,090,000**	100.0%	1,119,000	1,119,000	**1,119,000**	100.0%
Total Debt Service	1,631,952	3,160,846	**3,794,332**	83.3%	1,646,237	3,574,054	**4,132,799**	86.5%
Total Equip & Debt Service	3,808,946	10,279,450	**27,490,903**	37.4%	4,106,451	13,728,841	**25,769,719**	53.3%
Net Revenues	(3,063,289)	(7,348,421)	**(18,898,185)**	38.9%	(3,036,366)	(9,572,115)	**(18,622,562)**	51.4%
Add back Depreciation	794,289	5,505,159	**8,900,000**	61.9%	837,967	5,809,336	**9,300,000**	62.5%
Add back Infrastructure	1,971,505	6,489,929	**22,887,571**	28.4%	2,318,671	9,225,715	**20,218,920**	45.6%
Add Noncash OPEB Accrual	-	-	**89,000**	0.0%	-	302,605	**452,000**	66.9%
Adjusted Net Revenues	$ **(297,495)**	**4,646,667**	**$ 12,978,386**	35.8%	**$ 120,272**	**5,765,541**	**$ 11,348,358**	50.8%

GRANGER-HUNTER
IMPROVEMENT DISTRICT

BALANCE SHEET - UNAUDITED

		Jul 2026
ASSETS		
Current Assets		
Unrestricted cash and cash equivalents	$	11,786,469
Marketable Securities		7,102,887
Receivables		4,967,003
Inventory		1,539,692
Total Current Assets		**25,396,051**
Non-current Assets		
Restricted cash and cash equivalents		14,877,730
Capital Assets - net of depreciation		184,184,725
Investment in Central Valley Water Reclamation Facility		51,624,241
Total Non-current Assets		**250,686,696**
Deferred Outflows of Resources		
Deferred outflows relating to pensions		2,191,571
Total Deferred Outflows of Resources		**2,191,571**
Total Assets and Deferred Outflows of Resources	**$**	**278,274,318**
LIABILITIES		
Current Liabilities		
Accounts payable	$	350,363
Accrued liabilities		1,270,292
Retainage		731,993
Customer water deposits		12,981
Total Current Liabilities		**2,365,629**
Non-Current Liabilities		
Long-term liabilities, due in more than one year		53,379,232
Net pension liability		1,294,520
Total Non-Current Liabilities		**54,673,752**
Deferred Inflows of Resources		
Deferred inflows relating to pensions		7,721
Total Deferred Inflows of Resources		**7,721**
Total Liabilities and Deferred Inflows of Resources		**57,047,102**
NET POSITION		
Total Net Position		**221,227,216**
Total Liabilites, Deferred Inflows of Resources and Net Position	**$**	**278,274,318**

GRANGER-HUNTER
IMPROVEMENT DISTRICT

2026 SURPLUS EQUIPMENT

Surplus Equipment - 2026	Jan	Feb	Mar	Apr	May	Jun	Jul	Aug	Sep	Oct	Nov	Dec	Total
Unit #26 Mack Dump Truck	$ 61,600.00	$ -	$ -	$ -	$ -	$ -	$ -	$ -	$ -	$ -	$ -	$ -	**$ 61,600.00**
White Board	$ 16.50	$ -	$ -	$ -	$ -	$ -	$ -	$ -	$ -	$ -	$ -	$ -	**$ 16.50**
Storage Rack	$ 129.50	$ -	$ -	$ -	$ -	$ -	$ -	$ -	$ -	$ -	$ -	$ -	**$ 129.50**
Cabinet Filing Drawers	$ -	$ -	$ -	$ -	$ 79.00	$ -	$ -	$ -	$ -	$ -	$ -	$ -	**$ 79.00**
Office Chairs	$ -	$ -	$ -	$ -	$ 20.00	$ -	$ -	$ -	$ -	$ -	$ -	$ -	**$ 20.00**
Couch	$ -	$ -	$ -	$ -	$ 23.50	$ -	$ -	$ -	$ -	$ -	$ -	$ -	**$ 23.50**
Soda Machine	$ -	$ -	$ -	$ -	$ 672.50	$ -	$ -	$ -	$ -	$ -	$ -	$ -	**$ 672.50**
Unit #1 - F150	$ -	$ -	$ -	$ -	$ -	$ -	$ 16,701.00	$ -	$ -	$ -	$ -	$ -	**$ 16,701.00**
Unit #14 - Chevy Silverado	$ -	$ -	$ -	$ -	$ -	$ -	$ 14,050.00	$ -	$ -	$ -	$ -	$ -	**$ 14,050.00**
	$ -	$ -	$ -	$ -	$ -	$ -	$ -	$ -	$ -	$ -	$ -	$ -	**$ -**
	$ -	$ -	$ -	$ -	$ -	$ -	$ -	$ -	$ -	$ -	$ -	$ -	**$ -**
	$ -	$ -	$ -	$ -	$ -	$ -	$ -	$ -	$ -	$ -	$ -	$ -	**$ -**
	$ -	$ -	$ -	$ -	$ -	$ -	$ -	$ -	$ -	$ -	$ -	$ -	**$ -**
	$ -	$ -	$ -	$ -	$ -	$ -	$ -	$ -	$ -	$ -	$ -	$ -	**$ -**
	$ -	$ -	$ -	$ -	$ -	$ -	$ -	$ -	$ -	$ -	$ -	$ -	**$ -**
Total Surplus Equipment - 2026	**$ 61,746.00**	**$ -**	**$ -**	**$ -**	**$ 795.00**	**$ -**	**$ 30,751.00**	**$ -**	**$ -**	**$ -**	**$ -**	**$ -**	**$ 93,292.00**

GRANGER-HUNTER
IMPROVEMENT DISTRICT

JULY 2026 PAID INVOICE REPORT

Granger-Hunter Improvement District

Paid Check Report

By Vendor Name

Payment Dates 7/1/2026 - 7/31/2026

Vendor Name	Payment Date	Payment Number	Description (Item)	Account Number	Account Name	Amount
Vendor: 1064 - ACE RECYCLING & DISPOSAL						
ACE RECYCLING & DISPOSAL	07/09/2026	131686	JUL 2026 RECYCLING	01-130-510220	BUILDINGS & GROUNDS - CU...	259.19
					Vendor 1064 - ACE RECYCLING & DISPOSAL Total:	**259.19**
Vendor: 1210 - AMERICAN EXPRESS						
AMERICAN EXPRESS	07/09/2026	131687	JUN 2026 PURCHASES	01-000-210150	AMEX/MC PAYABLE	9,422.75
AMERICAN EXPRESS	07/09/2026	131687	AMZN/EMP #23 SFTY PT RED...	01-000-220710	EMPLOYEE ACCRUED SAFETY...	64.94
AMERICAN EXPRESS	07/09/2026	131687	AMZN/EMP #23 SFTY PT RED...	01-000-220710	EMPLOYEE ACCRUED SAFETY...	39.99
AMERICAN EXPRESS	07/09/2026	131687	AMZN/SERVICE RECOGNITION	01-110-510430	GENERAL ADMINISTRATIVE	21.99
AMERICAN EXPRESS	07/09/2026	131687	GREAT HARVEST/STRATEGIC ...	01-110-510430	GENERAL ADMINISTRATIVE	270.54
AMERICAN EXPRESS	07/09/2026	131687	DEQ STRM WTR/WW OP CER...	01-110-510430	GENERAL ADMINISTRATIVE	75.00
AMERICAN EXPRESS	07/09/2026	131687	GREAT HARVEST/TAX REFUND	01-110-510430	GENERAL ADMINISTRATIVE	-16.46
AMERICAN EXPRESS	07/09/2026	131687	WEF/MEMBERSHIP DUES - ...	01-110-510433	GENERAL ADMINISTRATIVE -...	168.00
AMERICAN EXPRESS	07/09/2026	131687	HOLIDAY INN/LODGING-AW...	01-110-510480	TRAINING & EDUCATION - M...	1,340.40
AMERICAN EXPRESS	07/09/2026	131687	AMZN/KITCHEN SUPPLIES	01-130-510410	OFFICE SUPPLIES	12.34
AMERICAN EXPRESS	07/09/2026	131687	AMZN/OFFICE SUPPLIES	01-130-510410	OFFICE SUPPLIES	34.98
AMERICAN EXPRESS	07/09/2026	131687	AMZN/AIR PURIFIER	01-130-510410	OFFICE SUPPLIES	161.49
AMERICAN EXPRESS	07/09/2026	131687	AMZN/OFFICE SUPPLIES	01-130-510410	OFFICE SUPPLIES	25.99
AMERICAN EXPRESS	07/09/2026	131687	AMZN/2026 BOOT REIMB, SF...	01-210-510490	SAFETY EXPENSE	219.95
AMERICAN EXPRESS	07/09/2026	131687	AMZN/EMP #40 SFTY PT RED...	01-210-510490	SAFETY EXPENSE	40.49
AMERICAN EXPRESS	07/09/2026	131687	DEQ/WTR OP CERTIFICATE-...	01-220-510480	TRAINING & EDUCATION - W...	396.00
AMERICAN EXPRESS	07/09/2026	131687	WVC PT/INV #280597	01-220-520210	REPAIR SUPPLIES - WTR R&R	200.00
AMERICAN EXPRESS	07/09/2026	131687	WVC PT/INV #280595	01-220-520210	REPAIR SUPPLIES - WTR R&R	200.00
AMERICAN EXPRESS	07/09/2026	131687	WVC PT/INV #280598	01-220-520210	REPAIR SUPPLIES - WTR R&R	200.00
AMERICAN EXPRESS	07/09/2026	131687	WVC PT/INV #280599	01-220-520210	REPAIR SUPPLIES - WTR R&R	200.00
AMERICAN EXPRESS	07/09/2026	131687	WVC PT/INV #280568	01-220-520210	REPAIR SUPPLIES - WTR R&R	200.00
AMERICAN EXPRESS	07/09/2026	131687	WVC PT/INV #280553	01-220-520210	REPAIR SUPPLIES - WTR R&R	100.00
AMERICAN EXPRESS	07/09/2026	131687	WVC PT/INV #280547	01-220-520210	REPAIR SUPPLIES - WTR R&R	100.00
AMERICAN EXPRESS	07/09/2026	131687	WVC PT/INV #280538	01-220-520210	REPAIR SUPPLIES - WTR R&R	100.00
AMERICAN EXPRESS	07/09/2026	131687	WVC PT/INV #280552	01-220-520210	REPAIR SUPPLIES - WTR R&R	100.00
AMERICAN EXPRESS	07/09/2026	131687	WVC PT/INV #280593	01-220-520210	REPAIR SUPPLIES - WTR R&R	100.00
AMERICAN EXPRESS	07/09/2026	131687	WVC PT/INV #280544	01-220-520210	REPAIR SUPPLIES - WTR R&R	200.00
AMERICAN EXPRESS	07/09/2026	131687	WVC PT/INV #280554	01-220-520210	REPAIR SUPPLIES - WTR R&R	400.00
AMERICAN EXPRESS	07/09/2026	131687	AMZN/GOPRO CAMERA	01-220-520240	TOOLS & SUPPLIES - WTR R&R	399.00
AMERICAN EXPRESS	07/09/2026	131687	WVC PT/INV #281366	01-230-520210	REPAIR SUPPLIES - WTR MAI...	100.00
AMERICAN EXPRESS	07/09/2026	131687	WVC PT/INV #281387	01-230-520210	REPAIR SUPPLIES - WTR MAI...	100.00
AMERICAN EXPRESS	07/09/2026	131687	WVC PT/INV #281393	01-230-520210	REPAIR SUPPLIES - WTR MAI...	100.00
AMERICAN EXPRESS	07/09/2026	131687	WVC PT/INV #281373	01-230-520210	REPAIR SUPPLIES - WTR MAI...	100.00

Vendor Name	Payment Date	Payment Number	Description (Item)	Account Number	Account Name	Amount
AMERICAN EXPRESS	07/09/2026	131687	WVC PT/INV #281394	01-230-520210	REPAIR SUPPLIES - WTR MAI...	100.00
AMERICAN EXPRESS	07/09/2026	131687	WVC PT/INV #281383	01-230-520210	REPAIR SUPPLIES - WTR MAI...	100.00
AMERICAN EXPRESS	07/09/2026	131687	WVC PT/INV #281364	01-230-520210	REPAIR SUPPLIES - WTR MAI...	100.00
AMERICAN EXPRESS	07/09/2026	131687	WVC PT/INV #281371	01-230-520210	REPAIR SUPPLIES - WTR MAI...	100.00
AMERICAN EXPRESS	07/09/2026	131687	WVC PT/INV #281386	01-230-520210	REPAIR SUPPLIES - WTR MAI...	100.00
AMERICAN EXPRESS	07/09/2026	131687	WEFTEC/REGISTRATION/WE...	01-240-510480	TRAINING & EDUCATION - ...	950.00
AMERICAN EXPRESS	07/09/2026	131687	AMZN/FLASHLIGHTS	01-240-520240	TOOLS & SUPPLIES - WW MA...	407.97
AMERICAN EXPRESS	07/09/2026	131687	USTTRAINING/A-B OPERATO...	01-260-510480	TRAINING & EDUCATION - B...	160.88
AMERICAN EXPRESS	07/09/2026	131687	LHM SUPER FORD/UNIT #31-...	01-260-520210	REPAIR SUPPLIES - BLD/FLT ...	392.31
AMERICAN EXPRESS	07/09/2026	131687	AGC/REGISTRATION-TRAFFIC...	01-350-510480	TRAINING & EDUCATION - O...	460.00
AMERICAN EXPRESS	07/09/2026	131687	AMZN/MAINTENANCE SUPPL...	01-350-520210	REPAIR SUPPLIES - OPERATOR	265.98
AMERICAN EXPRESS	07/09/2026	131687	FEDEX/PIONEER CAMERA	01-350-520210	REPAIR SUPPLIES - OPERATOR	93.30
AMERICAN EXPRESS	07/09/2026	131687	AMZN/WEB SERVICES (GIS C...	01-360-510440	COMPUTER SUPPLIES/EQUI...	1,686.69
AMERICAN EXPRESS	07/09/2026	131687	RING CENTRAL/PHONE SYST...	01-360-510440	COMPUTER SUPPLIES/EQUI...	886.95
AMERICAN EXPRESS	07/09/2026	131687	ZOOM/ONLINE MTGS	01-360-510440	COMPUTER SUPPLIES/EQUI...	219.90
AMERICAN EXPRESS	07/09/2026	131687	SIGN NOW/E-SIGNATURE SO...	01-360-510440	COMPUTER SUPPLIES/EQUI...	180.00
AMERICAN EXPRESS	07/09/2026	131687	SIGNNOW/E-SIGNATURE SO...	01-360-510440	COMPUTER SUPPLIES/EQUI...	180.00
AMERICAN EXPRESS	07/09/2026	131687	AMZN/IT SUPPLIES	01-360-510440	COMPUTER SUPPLIES/EQUI...	119.99
					Vendor 1210 - AMERICAN EXPRESS Total:	**21,681.36**
Vendor: 1930 - AMERITAS LIFE INSURANCE CORP						
AMERITAS LIFE INSURANCE ...	07/09/2026	131692	POLICY 030-301010-00001/...	01-000-220501	DENTAL INSURANCE CLAIMS ...	233.00
AMERITAS LIFE INSURANCE ...	07/09/2026	131692	POLICY 030-301010-00001/...	01-000-220501	DENTAL INSURANCE CLAIMS ...	996.90
AMERITAS LIFE INSURANCE ...	07/09/2026	131693	POLICY 030-301010-00001/J...	01-110-500130	HEALTH INSURANCE - MGMT	349.60
AMERITAS LIFE INSURANCE ...	07/16/2026	131732	POLICY 030-301010-00001/...	01-000-220501	DENTAL INSURANCE CLAIMS ...	485.00
AMERITAS LIFE INSURANCE ...	07/29/2026	131799	POLICY 030-301010-00001/...	01-000-220501	DENTAL INSURANCE CLAIMS ...	1,301.10
AMERITAS LIFE INSURANCE ...	07/29/2026	131800	POLICY 010-065955-00001/J...	01-130-500130	HEALTH INSURANCE - CUST S...	-26.44
AMERITAS LIFE INSURANCE ...	07/29/2026	131800	POLICY 010-065955-00001/J...	01-220-500130	HEALTH INSURANCE - WTR ...	26.44
AMERITAS LIFE INSURANCE ...	07/29/2026	131800	POLICY 010-065955-00001/J...	01-350-500130	HEALTH INSURANCE - OPERA...	-9.48
AMERITAS LIFE INSURANCE ...	07/29/2026	131800	POLICY 010-065955-00001/J...	01-350-500130	HEALTH INSURANCE - OPERA...	-26.44
AMERITAS LIFE INSURANCE ...	07/29/2026	131800	POLICY 010-065955-00001/...	01-000-220500	HEALTH INSURANCE PAYABLE	483.92
AMERITAS LIFE INSURANCE ...	07/29/2026	131800	POLICY 010-065955-00001/...	01-000-220500	HEALTH INSURANCE PAYABLE	546.28
					Vendor 1930 - AMERITAS LIFE INSURANCE CORP Total:	**4,359.88**
Vendor: 5132 - APA BENEFITS, INC.						
APA BENEFITS, INC.	07/29/2026	131815	JUN 2026 COBRA SERVICING	01-110-510520	PROFESSIONAL CONSULTING ..	53.90
					Vendor 5132 - APA BENEFITS, INC. Total:	**53.90**
Vendor: 1087 - APCO INC						
APCO INC	07/16/2026	131721	26B SCADA UPGRADES PHAS...	01-340-520920	INFRASTRUCTURE PURCHAS...	10,009.66
APCO INC	07/16/2026	131721	WELL NO. 18 SCADA SERVICES	01-340-520920	INFRASTRUCTURE PURCHAS...	5,572.99
APCO INC	07/16/2026	131721	23I: ANDERSON WTP - APCO ...	01-340-520920	INFRASTRUCTURE PURCHAS...	7,978.39
					Vendor 1087 - APCO INC Total:	**23,561.04**

Vendor Name	Payment Date	Payment Number	Description (Item)	Account Number	Account Name	Amount
Vendor: 1267 - APELLO						
APELLO	07/09/2026	DFT0002664	JUL 2026 ANSWERING SERVI...	01-360-510470	TELEPHONE	389.98
					Vendor 1267 - APELLO Total:	**389.98**
Vendor: 5490 - APG FINANCIAL, INC.						
APG FINANCIAL, INC.	07/01/2026	131685	CASE NO. 240904408	01-000-220800	GARNISHMENT PAYABLE	541.60
APG FINANCIAL, INC.	07/15/2026	131720	CASE NO. 240904408	01-000-220800	GARNISHMENT PAYABLE	782.56
APG FINANCIAL, INC.	07/29/2026	131793	CASE NO. 240904408	01-000-220800	GARNISHMENT PAYABLE	474.89
					Vendor 5490 - APG FINANCIAL, INC. Total:	**1,799.05**
Vendor: 5413 - APPLICANTPRO HOLDINGS, LLC						
APPLICANTPRO HOLDINGS, L...	07/16/2026	131761	AUG 2026 APPLICANT TRACK...	01-360-510440	COMPUTER SUPPLIES/EQUI...	186.00
					Vendor 5413 - APPLICANTPRO HOLDINGS, LLC Total:	**186.00**
Vendor: 1295 - ARIES INDUSTRIES, INC.						
ARIES INDUSTRIES, INC.	07/29/2026	131794	Unit #35 Camera Head Repair	01-240-520240	TOOLS & SUPPLIES - WW MA...	445.10
					Vendor 1295 - ARIES INDUSTRIES, INC. Total:	**445.10**
Vendor: 1300 - ARMSTRONG, DEBRA						
ARMSTRONG, DEBRA	07/10/2026	10615	LODGING,TRANSPORTATION...	01-105-510480	TRAINING & EDUCATION - B...	1,440.40
					Vendor 1300 - ARMSTRONG, DEBRA Total:	**1,440.40**
Vendor: 1306 - ASAP AUTO PARTS WAREHOUSE						
ASAP AUTO PARTS WAREHO...	07/09/2026	131688	Unit #56-PM service parts	01-260-520210	REPAIR SUPPLIES - BLD/FLT ...	67.33
ASAP AUTO PARTS WAREHO...	07/09/2026	131688	Shop-Diagnostic software lic...	01-360-510440	COMPUTER SUPPLIES/EQUI...	4,596.21
ASAP AUTO PARTS WAREHO...	07/09/2026	131688	Unit #42-Air filters for service	01-260-520210	REPAIR SUPPLIES - BLD/FLT ...	48.08
ASAP AUTO PARTS WAREHO...	07/09/2026	131688	Unit #42-Rear diff fluid	01-260-520210	REPAIR SUPPLIES - BLD/FLT ...	135.96
ASAP AUTO PARTS WAREHO...	07/09/2026	131688	Unit #44-Oil for pm service	01-260-520210	REPAIR SUPPLIES - BLD/FLT ...	39.84
ASAP AUTO PARTS WAREHO...	07/09/2026	131688	Shop supplies-Spark plug-con...	01-260-520210	REPAIR SUPPLIES - BLD/FLT ...	2.60
ASAP AUTO PARTS WAREHO...	07/09/2026	131688	Unit #24-Marker light repair	01-260-520210	REPAIR SUPPLIES - BLD/FLT ...	3.04
ASAP AUTO PARTS WAREHO...	07/09/2026	131688	Unit #24-headlight light repair	01-260-520210	REPAIR SUPPLIES - BLD/FLT ...	6.98
ASAP AUTO PARTS WAREHO...	07/09/2026	131688	Unit #24-headlight light repair	01-260-520210	REPAIR SUPPLIES - BLD/FLT ...	3.49
ASAP AUTO PARTS WAREHO...	07/09/2026	131688	Shop supplies-Window clean...	01-260-520210	REPAIR SUPPLIES - BLD/FLT ...	47.28
ASAP AUTO PARTS WAREHO...	07/09/2026	131688	Water Systems Tools	01-220-520240	TOOLS & SUPPLIES - WTR R&R	50.95
ASAP AUTO PARTS WAREHO...	07/09/2026	131688	Unit #32-Oil and filter for pm...	01-260-520210	REPAIR SUPPLIES - BLD/FLT ...	75.13
ASAP AUTO PARTS WAREHO...	07/09/2026	131688	Shop supplies-Flashlight batt...	01-260-520210	REPAIR SUPPLIES - BLD/FLT ...	25.84
ASAP AUTO PARTS WAREHO...	07/09/2026	131688	Unit #104-Cat skid steer-inne...	01-260-520210	REPAIR SUPPLIES - BLD/FLT ...	36.55
ASAP AUTO PARTS WAREHO...	07/09/2026	131688	Unit #30-Valve machine pm fi..	01-260-520210	REPAIR SUPPLIES - BLD/FLT ...	63.21
ASAP AUTO PARTS WAREHO...	07/09/2026	131688	Unit #32-Pm filters/oil	01-260-520210	REPAIR SUPPLIES - BLD/FLT ...	114.28
ASAP AUTO PARTS WAREHO...	07/09/2026	131688	Unit #30-Valve machine batt...	01-260-520210	REPAIR SUPPLIES - BLD/FLT ...	123.68
ASAP AUTO PARTS WAREHO...	07/09/2026	131688	Unit #30-DOT brake fluid	01-260-520210	REPAIR SUPPLIES - BLD/FLT ...	21.50
ASAP AUTO PARTS WAREHO...	07/09/2026	131688	Unit #203-Battery/brake clean	01-260-520210	REPAIR SUPPLIES - BLD/FLT ...	214.40
ASAP AUTO PARTS WAREHO...	07/09/2026	131688	Unit #5-Cabin air filter	01-260-520210	REPAIR SUPPLIES - BLD/FLT ...	20.36
ASAP AUTO PARTS WAREHO...	07/09/2026	131688	Unit #48-air bag valve	01-260-520210	REPAIR SUPPLIES - BLD/FLT ...	3.49
ASAP AUTO PARTS WAREHO...	07/09/2026	131688	Unit #203-Emergency Prep tr...	01-260-520210	REPAIR SUPPLIES - BLD/FLT ...	210.94
ASAP AUTO PARTS WAREHO...	07/09/2026	131688	Unit #24-headlight light repair	01-260-520210	REPAIR SUPPLIES - BLD/FLT ...	3.04

Vendor Name	Payment Date	Payment Number	Description (Item)	Account Number	Account Name	Amount
ASAP AUTO PARTS WAREHO...	07/09/2026	131688	Unit #203-Battery	01-260-520210	REPAIR SUPPLIES - BLD/FLT ...	123.68
					Vendor 1306 - ASAP AUTO PARTS WAREHOUSE Total:	**6,037.86**
Vendor: 1330 - ASSOCIATED BUSINESS TECHNOLOGIES						
ASSOCIATED BUSINESS TECH...	07/23/2026	131766	BLD A & BLD B PRINTER-SCA...	01-130-510410	OFFICE SUPPLIES	169.33
					Vendor 1330 - ASSOCIATED BUSINESS TECHNOLOGIES Total:	**169.33**
Vendor: 5458 - AWP, INC						
AWP, INC	07/09/2026	131716	Emergency Traffic Control M...	01-220-520210	REPAIR SUPPLIES - WTR R&R	318.26
AWP, INC	07/09/2026	131716	Scottsdale Equipment Rental	01-340-520920	INFRASTRUCTURE PURCHAS...	730.17
					Vendor 5458 - AWP, INC Total:	**1,048.43**
Vendor: 5149 - BACKFLOW PREVENTION SUPPLY INC						
BACKFLOW PREVENTION SU...	07/16/2026	131758	WTR Ops - Breeze - Irrigation...	01-350-520210	REPAIR SUPPLIES - OPERATOR	227.50
					Vendor 5149 - BACKFLOW PREVENTION SUPPLY INC Total:	**227.50**
Vendor: 5268 - BARNES, KRISTA						
BARNES, KRISTA	07/24/2026	10627	ADMIN EMPLOYEE RECOGNIT..	01-130-510434	GENERAL ADMINISTRATIVE -...	154.29
					Vendor 5268 - BARNES, KRISTA Total:	**154.29**
Vendor: 1434 - BATTERY SYSTEMS INC						
BATTERY SYSTEMS INC	07/16/2026	131722	WWPS - Montec - Back up G...	01-350-520210	REPAIR SUPPLIES - OPERATOR	103.99
BATTERY SYSTEMS INC	07/16/2026	131722	Batteries for Radio tower at ...	01-350-520210	REPAIR SUPPLIES - OPERATOR	466.90
BATTERY SYSTEMS INC	07/16/2026	131722	Replacement Batteries zone ...	01-350-520210	REPAIR SUPPLIES - OPERATOR	466.90
					Vendor 1434 - BATTERY SYSTEMS INC Total:	**1,037.79**
Vendor: 5282 - BLACKRIDGE ENTERPRISES						
BLACKRIDGE ENTERPRISES	07/23/2026	131786	Unit #21-VMAC compressor ...	01-260-520210	REPAIR SUPPLIES - BLD/FLT ...	73.91
					Vendor 5282 - BLACKRIDGE ENTERPRISES Total:	**73.91**
Vendor: 1470 - BLUE STAKES OF UTAH UTILITY						
BLUE STAKES OF UTAH UTILI...	07/16/2026	131723	2026 Blue Stakes Services	01-340-510520	PROFESSIONAL CONSULTING ..	1,398.75
					Vendor 1470 - BLUE STAKES OF UTAH UTILITY Total:	**1,398.75**
Vendor: 1480 - BOB'S LOCK SAFE & KEY						
BOB'S LOCK SAFE & KEY	07/16/2026	131724	Keys	01-350-520210	REPAIR SUPPLIES - OPERATOR	31.96
					Vendor 1480 - BOB'S LOCK SAFE & KEY Total:	**31.96**
Vendor: 1500 - BOWEN COLLINS AND ASSOCIATES						
BOWEN COLLINS AND ASSOC...	07/16/2026	131725	20I Construction Manageme...	01-340-520920	INFRASTRUCTURE PURCHAS...	474.75
BOWEN COLLINS AND ASSOC...	07/29/2026	131795	CONSTRUCTION MANAGEM...	01-340-520920	INFRASTRUCTURE PURCHAS...	29,409.00
BOWEN COLLINS AND ASSOC...	07/29/2026	131795	Master Plan & Impact Fee U...	01-340-510520	PROFESSIONAL CONSULTING ..	9,253.25
					Vendor 1500 - BOWEN COLLINS AND ASSOCIATES Total:	**39,137.00**
Vendor: 5497 - CAROLINE BOYD PRODUCTIONS LLC						
CAROLINE BOYD PRODUCTI...	07/09/2026	131718	Training Video Production Se...	01-110-510520	PROFESSIONAL CONSULTING ..	3,200.00
CAROLINE BOYD PRODUCTI...	07/29/2026	131819	Training Video Production Se...	01-110-510520	PROFESSIONAL CONSULTING ..	9,175.00
					Vendor 5497 - CAROLINE BOYD PRODUCTIONS LLC Total:	**12,375.00**

Vendor Name	Payment Date	Payment Number	Description (Item)	Account Number	Account Name	Amount
Vendor: 1625 - CARSON ELEVATOR, LLC						
CARSON ELEVATOR, LLC	07/16/2026	131726	Elevator Maintenance	01-130-510220	BUILDINGS & GROUNDS - CU...	463.62
					Vendor 1625 - CARSON ELEVATOR, LLC Total:	**463.62**
Vendor: 5495 - CASE CONSTRUCTION AND ROOFING LLC						
CASE CONSTRUCTION AND R...	07/16/2026	131765	26F well 1 roof replacement...	01-340-520920	INFRASTRUCTURE PURCHAS...	2,880.00
CASE CONSTRUCTION AND R...	07/29/2026	131818	Light poles conduit/wire bre...	01-360-510220	BUILDINGS & GROUNDS - SYS...	1,085.00
					Vendor 5495 - CASE CONSTRUCTION AND ROOFING LLC Total:	**3,965.00**
Vendor: 1820 - CDC INC						
CDC INC	07/29/2026	131797	Building B - 3 Replacement g...	01-360-510220	BUILDINGS & GROUNDS - SYS...	3,240.00
					Vendor 1820 - CDC INC Total:	**3,240.00**
Vendor: 1670 - CENTRAL VALLEY WATER REC FACILITY						
CENTRAL VALLEY WATER REC...	07/16/2026	131727	FACILITY OPERATION	01-400-580310	FACILITY OPERATION - C.V.	486,925.18
CENTRAL VALLEY WATER REC...	07/16/2026	131727	MONTHLY CIP	01-400-580320	PROJECT BETTERMENTS- C.V.	170,930.00
CENTRAL VALLEY WATER REC...	07/16/2026	131727	PRETREATMENT FIELD	01-400-580340	PRETREATMENT FIELD - C.V.	35,487.90
CENTRAL VALLEY WATER REC...	07/16/2026	131727	NET LAB COSTS	01-400-580350	LABORATORY - C.V.	24,115.48
CENTRAL VALLEY WATER REC...	07/16/2026	131727	ENTITY LAB WORK	01-400-580350	LABORATORY - C.V.	5,389.00
CENTRAL VALLEY WATER REC...	07/16/2026	131727	LOAN PAYMENT	01-400-580380	CVW DEBT SERVICE	654,478.74
					Vendor 1670 - CENTRAL VALLEY WATER REC FACILITY Total:	**1,377,326.30**
Vendor: 1723 - CHEMTECH-FORD, LLC						
CHEMTECH-FORD, LLC	07/16/2026	131728	Compliance Water Sampling	01-231-530270	WATER TESTING FEES	5,885.00
CHEMTECH-FORD, LLC	07/16/2026	131728	Compliance Water Sampling	01-231-530270	WATER TESTING FEES	180.00
					Vendor 1723 - CHEMTECH-FORD, LLC Total:	**6,065.00**
Vendor: 5384 - CHRISTENSEN, JAMES						
CHRISTENSEN, JAMES	07/10/2026	10622	2026 BOOT REIMBURSEMENT	01-210-510490	SAFETY EXPENSE	150.00
					Vendor 5384 - CHRISTENSEN, JAMES Total:	**150.00**
Vendor: 1725.5 - CINTAS CORPORATION						
CINTAS CORPORATION	07/09/2026	131690	Floor Mats and Coveralls	01-130-510220	BUILDINGS & GROUNDS - CU...	129.57
CINTAS CORPORATION	07/09/2026	131690	Floor Mats and Coveralls	01-130-510220	BUILDINGS & GROUNDS - CU...	129.57
CINTAS CORPORATION	07/09/2026	131690	Floor Mats and Coveralls	01-130-510220	BUILDINGS & GROUNDS - CU...	129.57
					Vendor 1725.5 - CINTAS CORPORATION Total:	**388.71**
Vendor: 5255 - CITY OF SOUTH SALT LAKE						
CITY OF SOUTH SALT LAKE	07/16/2026	DFT0002689	JUN 2026 STORMWATER	01-230-510460	UTILITIES - WTR	33.00
					Vendor 5255 - CITY OF SOUTH SALT LAKE Total:	**33.00**
Vendor: 5512 - CIVICPLUS, LLC						
CIVICPLUS, LLC	07/23/2026	131792	WEBSITE HOSTING	01-360-510440	COMPUTER SUPPLIES/EQUI...	1,334.92
					Vendor 5512 - CIVICPLUS, LLC Total:	**1,334.92**
Vendor: 5443 - CKSK & BL INC						
CKSK & BL INC	07/29/2026	131817	Water maintenance	01-350-520210	REPAIR SUPPLIES - OPERATOR	90.95
CKSK & BL INC	07/29/2026	131817	Meters-nuts, bolts, and wash...	01-140-520210	REPAIR SUPPLIES - METER	343.29
					Vendor 5443 - CKSK & BL INC Total:	**434.24**

Vendor Name	Payment Date	Payment Number	Description (Item)	Account Number	Account Name	Amount
Vendor: 1730 - CLYDE SNOW & SESSIONS						
CLYDE SNOW & SESSIONS	07/16/2026	131729	MATTER 006400/GENERAL	01-110-510500	LEGAL EXPENSE	1,380.00
					Vendor 1730 - CLYDE SNOW & SESSIONS Total:	**1,380.00**
Vendor: 1735 - CODALE						
CODALE	07/29/2026	131796	WWPS-East Rec-Conduit Fitti...	01-350-520210	REPAIR SUPPLIES - OPERATOR	2.59
CODALE	07/29/2026	131796	WWPS-East Rec-Conduit Fitti...	01-350-520210	REPAIR SUPPLIES - OPERATOR	4.60
					Vendor 1735 - CODALE Total:	**7.19**
Vendor: 5133 - COLUMBUS FOUNDATION, INC.						
COLUMBUS FOUNDATION, I...	07/09/2026	131711	JUN 2026 DOCUMENT SHRE...	01-110-510430	GENERAL ADMINISTRATIVE	74.00
					Vendor 5133 - COLUMBUS FOUNDATION, INC. Total:	**74.00**
Vendor: 3790 - CONSOLIDATED ELECTRICAL DISTRIBUTORS, INC.						
CONSOLIDATED ELECTRICAL ...	07/29/2026	131810	Well #15 - 120 GFI Replacem...	01-350-520210	REPAIR SUPPLIES - OPERATOR	67.69
					Vendor 3790 - CONSOLIDATED ELECTRICAL DISTRIBUTORS, INC. Total:	**67.69**
Vendor: 5248 - CONSOR NORTH AMERICA, INC						
CONSOR NORTH AMERICA, I...	07/29/2026	131816	25G: 4100 S WATERLINE CO...	01-340-520920	INFRASTRUCTURE PURCHAS...	44,375.50
CONSOR NORTH AMERICA, I...	07/29/2026	131816	25G PUBLIC INVOLVEMENT	01-340-520920	INFRASTRUCTURE PURCHAS...	8,310.00
					Vendor 5248 - CONSOR NORTH AMERICA, INC Total:	**52,685.50**
Vendor: 1733 - CONSTRUCTION MATERIALS TECHNOLOGIES, LLC						
CONSTRUCTION MATERIALS ...	07/16/2026	131730	Scottsdale Compaction Testi...	01-340-520920	INFRASTRUCTURE PURCHAS...	1,550.00
					Vendor 1733 - CONSTRUCTION MATERIALS TECHNOLOGIES, LLC Total:	**1,550.00**
Vendor: 5345 - COTTONWOOD TITLE INSURANCE AGENCY, INC.						
COTTONWOOD TITLE INSUR...	07/29/2026	DFT0002716	EASEMENT TITLE POLICY, SE...	01-340-520920	INFRASTRUCTURE PURCHAS...	21,729.00
					Vendor 5345 - COTTONWOOD TITLE INSURANCE AGENCY, INC. Total:	**21,729.00**
Vendor: 1845 - CRUS OIL, INC.					25G: 4100 S. Wtrln Rplcmnt Easement	
CRUS OIL, INC.	07/09/2026	131691	Unit #48-PM service flters	01-260-520210	REPAIR SUPPLIES - BLD/FLT ...	40.00
CRUS OIL, INC.	07/09/2026	131691	Unit #48-PM service flters	01-260-520210	REPAIR SUPPLIES - BLD/FLT ...	20.09
CRUS OIL, INC.	07/16/2026	131731	Rags	01-220-520210	REPAIR SUPPLIES - WTR R&R	392.04
					Vendor 1845 - CRUS OIL, INC. Total:	**452.13**
Vendor: 1875 - CUMMINS INC						
CUMMINS INC	07/23/2026	131767	Unit #4-Oil pan drain plugs	01-260-520210	REPAIR SUPPLIES - BLD/FLT ...	10.47
					Vendor 1875 - CUMMINS INC Total:	**10.47**
Vendor: 1922 - DAWSON INFRASTRUCTURE SOLUTIONS						
DAWSON INFRASTRUCTURE ...	07/29/2026	131798	Parts for Lateral Launch Cam...	01-240-520240	TOOLS & SUPPLIES - WW MA...	977.34
					Vendor 1922 - DAWSON INFRASTRUCTURE SOLUTIONS Total:	**977.34**
Vendor: 5195 - ECOBRITE FRANCHISING						
ECOBRITE FRANCHISING	07/09/2026	131712	Janitorial Services	01-130-510220	BUILDINGS & GROUNDS - CU...	2,340.90
					Vendor 5195 - ECOBRITE FRANCHISING Total:	**2,340.90**
Vendor: 5416 - EDGE CONSTRUCTION, LLC						
EDGE CONSTRUCTION, LLC	07/16/2026	131762	PMT 7/25T: REDWOOD ROA...	01-340-520920	INFRASTRUCTURE PURCHAS...	467,032.96
					Vendor 5416 - EDGE CONSTRUCTION, LLC Total:	**467,032.96**

Vendor Name	Payment Date	Payment Number	Description (Item)	Account Number	Account Name	Amount
Vendor: 1980 - ENBRIDGE GAS						
ENBRIDGE GAS	07/09/2026	131694	JUN 2026 NATURAL GAS	01-110-510460	UTILITIES - MGMT	287.75
ENBRIDGE GAS	07/09/2026	131694	JUN 2026 NATURAL GAS	01-230-510460	UTILITIES - WTR	155.47
ENBRIDGE GAS	07/09/2026	131694	JUN 2026 NATURAL GAS	01-240-510460	UTILITIES - WW	27.01
					Vendor 1980 - ENBRIDGE GAS Total:	**470.23**
Vendor: 5505 - ETECH-360 INC						
ETECH-360 INC	07/29/2026	131820	Implementation Cost	01-340-520920	INFRASTRUCTURE PURCHAS...	9,000.00
					Vendor 5505 - ETECH-360 INC Total:	**9,000.00**
Vendor: 2184.1 - FASTENAL COMPANY					Customer water/usage portal	
FASTENAL COMPANY	07/09/2026	131695	PPE VENDING SUPPLIES	01-210-510490	SAFETY EXPENSE	133.78
FASTENAL COMPANY	07/16/2026	131733	PPE VENDING SUPPLIES	01-210-510490	SAFETY EXPENSE	142.10
FASTENAL COMPANY	07/16/2026	131733	PPE VENDING SUPPLIES	01-210-510490	SAFETY EXPENSE	36.67
FASTENAL COMPANY	07/23/2026	131768	PPE VENDING FEE	01-210-510490	SAFETY EXPENSE	20.00
FASTENAL COMPANY	07/29/2026	131802	PPE VENDING SUPPLIES	01-210-510490	SAFETY EXPENSE	689.68
					Vendor 2184.1 - FASTENAL COMPANY Total:	**1,022.23**
Vendor: 2188 - FERGUSON ENTERPRISES, INC						
FERGUSON ENTERPRISES, INC	07/09/2026	131696	June Emergency Waterworks...	01-220-520210	REPAIR SUPPLIES - WTR R&R	589.59
FERGUSON ENTERPRISES, INC	07/09/2026	131696	Bolt Packs	01-340-520920	INFRASTRUCTURE PURCHAS...	1,560.00
FERGUSON ENTERPRISES, INC	07/09/2026	131696	Bolt Packs	01-340-520920	INFRASTRUCTURE PURCHAS...	1,110.00
FERGUSON ENTERPRISES, INC	07/09/2026	131696	Fire hydrant risers	01-230-520210	REPAIR SUPPLIES - WTR MAI...	5,782.30
FERGUSON ENTERPRISES, INC	07/09/2026	131696	Meters-Bolt Packs and Gaske...	01-140-520210	REPAIR SUPPLIES - METER	221.36
FERGUSON ENTERPRISES, INC	07/09/2026	131696	June Emergency Waterworks...	01-220-520210	REPAIR SUPPLIES - WTR R&R	47.33
FERGUSON ENTERPRISES, INC	07/09/2026	131696	Fire hydrant extension	01-230-520210	REPAIR SUPPLIES - WTR MAI...	1,920.30
FERGUSON ENTERPRISES, INC	07/09/2026	131696	Meter Resetters	01-220-520210	REPAIR SUPPLIES - WTR R&R	1,625.00
FERGUSON ENTERPRISES, INC	07/09/2026	131696	June Emergency Waterworks...	01-220-520210	REPAIR SUPPLIES - WTR R&R	18.27
FERGUSON ENTERPRISES, INC	07/09/2026	131696	Meters-Replumb Parts	01-140-520210	REPAIR SUPPLIES - METER	7,267.50
FERGUSON ENTERPRISES, INC	07/09/2026	131696	June Emergency Waterworks...	01-220-520210	REPAIR SUPPLIES - WTR R&R	2,273.38
					Vendor 2188 - FERGUSON ENTERPRISES, INC Total:	**22,415.03**
Vendor: 2200 - FILTER TECHNOLOGIES					Primarily Inventory Supplies	
FILTER TECHNOLOGIES	07/16/2026	131734	WTR Ops - Well 12 and Well 8..	01-350-520210	REPAIR SUPPLIES - OPERATOR	109.92
FILTER TECHNOLOGIES	07/23/2026	131769	WTR Ops - Water Filters for ...	01-350-520210	REPAIR SUPPLIES - OPERATOR	63.36
FILTER TECHNOLOGIES	07/29/2026	131803	WTR Ops - HVAC Filters for ...	01-350-520210	REPAIR SUPPLIES - OPERATOR	219.36
					Vendor 2200 - FILTER TECHNOLOGIES Total:	**392.64**
Vendor: 5485 - FIRE PROTECTION SERVICE CORPORATION						
FIRE PROTECTION SERVICE C...	07/16/2026	131764	Alarm monitoring	01-360-510220	BUILDINGS & GROUNDS - SYS...	389.32
					Vendor 5485 - FIRE PROTECTION SERVICE CORPORATION Total:	**389.32**
Vendor: 5115 - FIRST DIGITAL COMMUNICATIONS, LLC						
FIRST DIGITAL COMMUNICAT...	07/16/2026	131757	Phone system service	01-360-510470	TELEPHONE	431.43
					Vendor 5115 - FIRST DIGITAL COMMUNICATIONS, LLC Total:	**431.43**
Vendor: 2241 - FLEET PRIDE						
FLEET PRIDE	07/09/2026	131697	Shop Supplies-air line repair	01-260-520210	REPAIR SUPPLIES - BLD/FLT ...	114.66

Vendor Name	Payment Date	Payment Number	Description (Item)	Account Number	Account Name	Amount
FLEET PRIDE	07/09/2026	131697	Shop Supplies-air line repair ...	01-260-520210	REPAIR SUPPLIES - BLD/FLT ...	-151.69
FLEET PRIDE	07/09/2026	131697	Unit #104-Cabin air filter	01-260-520210	REPAIR SUPPLIES - BLD/FLT ...	17.86
FLEET PRIDE	07/09/2026	131697	Unit #209-shoring trailer-rep...	01-260-520210	REPAIR SUPPLIES - BLD/FLT ...	372.81
FLEET PRIDE	07/09/2026	131697	Unit #62-Fuel filter	01-260-520210	REPAIR SUPPLIES - BLD/FLT ...	50.97
FLEET PRIDE	07/09/2026	131697	Shop Supplies-hitch pins	01-260-520210	REPAIR SUPPLIES - BLD/FLT ...	30.65
FLEET PRIDE	07/23/2026	131770	Unit #4-Fuel & air filters	01-260-520210	REPAIR SUPPLIES - BLD/FLT ...	202.70
FLEET PRIDE	07/23/2026	131770	Unit #10-Fuel Water separat...	01-260-520210	REPAIR SUPPLIES - BLD/FLT ...	55.39
FLEET PRIDE	07/23/2026	131770	Unit #224-Cement Trailer-taill..	01-260-520210	REPAIR SUPPLIES - BLD/FLT ...	18.18
					Vendor 2241 - FLEET PRIDE Total:	**711.53**
Vendor: 2283 - FRANSON CIVIL ENGINEERS INC.						
FRANSON CIVIL ENGINEERS I...	07/23/2026	131771	25J: 5400 West Waterline Re...	01-340-520920	INFRASTRUCTURE PURCHAS...	19,445.78
					Vendor 2283 - FRANSON CIVIL ENGINEERS INC. Total:	**19,445.78**
Vendor: 2326 - GALLEGOS, JUSTIN						
GALLEGOS, JUSTIN	07/17/2026	10623	IT/OPS EMPLOYEE APPRECIA...	01-350-510434	GENERAL ADMINISTRATIVE -...	427.20
					Vendor 2326 - GALLEGOS, JUSTIN Total:	**427.20**
Vendor: 2340 - GENEVA ROCK PRODUCTS						
GENEVA ROCK PRODUCTS	07/16/2026	131735	Scottsdale Fill Dirt	01-340-520920	INFRASTRUCTURE PURCHAS...	8,252.18
GENEVA ROCK PRODUCTS	07/16/2026	131735	Scottsdale Fill Dirt	01-340-520920	INFRASTRUCTURE PURCHAS...	4,467.13
					Vendor 2340 - GENEVA ROCK PRODUCTS Total:	**12,719.31**
					26A: Scottsdale Waterline project	
Vendor: 5394 - GHIAIE, ALEXANDER						
GHIAIE, ALEXANDER	07/24/2026	10628	SHOP TOOL	01-260-520240	TOOLS & SUPPLIES - BLD/FLT...	32.22
					Vendor 5394 - GHIAIE, ALEXANDER Total:	**32.22**
Vendor: 2380 - GRAINGER INC						
GRAINGER INC	07/09/2026	131698	Shop tools-Parts washer bru...	01-260-520240	TOOLS & SUPPLIES - BLD/FLT...	22.15
GRAINGER INC	07/09/2026	131698	Shop supplies-Carabiners for...	01-260-520210	REPAIR SUPPLIES - BLD/FLT ...	17.40
GRAINGER INC	07/09/2026	131698	Shop Supplies-Air hose repair	01-260-520210	REPAIR SUPPLIES - BLD/FLT ...	33.40
GRAINGER INC	07/09/2026	131698	Shop Supplies-paint, primer f...	01-260-520210	REPAIR SUPPLIES - BLD/FLT ...	182.67
GRAINGER INC	07/09/2026	131698	Shop Supplies	01-260-520210	REPAIR SUPPLIES - BLD/FLT ...	42.70
GRAINGER INC	07/09/2026	131698	Shop Supplies-Breakaway re...	01-260-520210	REPAIR SUPPLIES - BLD/FLT ...	62.07
GRAINGER INC	07/09/2026	131698	Unit #21-incident repair	01-260-520210	REPAIR SUPPLIES - BLD/FLT ...	9.16
GRAINGER INC	07/09/2026	131698	Hydration Drink Mix	01-220-520210	REPAIR SUPPLIES - WTR R&R	477.45
GRAINGER INC	07/09/2026	131698	Shop Supplies-paint, primer f...	01-260-520210	REPAIR SUPPLIES - BLD/FLT ...	16.72
GRAINGER INC	07/09/2026	131698	Unit #21-incident repair	01-260-520210	REPAIR SUPPLIES - BLD/FLT ...	36.53
GRAINGER INC	07/09/2026	131698	Unit #21-incident repair	01-260-520210	REPAIR SUPPLIES - BLD/FLT ...	2.84
GRAINGER INC	07/16/2026	131736	WTR Ops - PPE for maintena...	01-350-520210	REPAIR SUPPLIES - OPERATOR	51.06
GRAINGER INC	07/16/2026	131736	WTR Ops - acid neutralizer fo...	01-350-520210	REPAIR SUPPLIES - OPERATOR	115.34
GRAINGER INC	07/16/2026	131736	WTR Ops - Respirator cleanin...	01-350-520210	REPAIR SUPPLIES - OPERATOR	28.17
GRAINGER INC	07/16/2026	131736	WTR Ops - Soduim Generator...	01-350-520210	REPAIR SUPPLIES - OPERATOR	102.30
GRAINGER INC	07/16/2026	131736	Ops pressure gauges	01-350-520210	REPAIR SUPPLIES - OPERATOR	165.52
GRAINGER INC	07/23/2026	131772	Wtr Ops - Pen refills	01-350-520210	REPAIR SUPPLIES - OPERATOR	7.25
GRAINGER INC	07/23/2026	131772	Wtr Ops - Ink Replacements	01-350-520210	REPAIR SUPPLIES - OPERATOR	7.25
GRAINGER INC	07/23/2026	131772	UNIT #54/TOOLS FOR INSPEC...	01-330-520240	TOOLS & SUPPLIES - BLUE ST...	49.42

Vendor Name	Payment Date	Payment Number	Description (Item)	Account Number	Account Name	Amount
GRAINGER INC	07/23/2026	131772	Pioneer camera bracket mou…	01-350-520210	REPAIR SUPPLIES - OPERATOR	23.96
GRAINGER INC	07/23/2026	131772	Shop tools-Oil filter wrech	01-260-520240	TOOLS & SUPPLIES - BLD/FLT…	76.84
					Vendor 2380 - GRAINGER INC Total:	**1,530.20**
Vendor: 2440 - GREAT WESTERN SUPPLY						
GREAT WESTERN SUPPLY	07/16/2026	131737	WTR Ops - CPVC Glue Supplies	01-350-520210	REPAIR SUPPLIES - OPERATOR	72.46
GREAT WESTERN SUPPLY	07/23/2026	131773	WTR Ops - Repair Supplies/Fi…	01-350-520210	REPAIR SUPPLIES - OPERATOR	172.78
GREAT WESTERN SUPPLY	07/29/2026	131804	WTR Ops-Tank Farm-Air vac …	01-350-520210	REPAIR SUPPLIES - OPERATOR	1,096.63
					Vendor 2440 - GREAT WESTERN SUPPLY Total:	**1,341.87**
Vendor: 2440.3 - GREGORY, JEREMY						
GREGORY, JEREMY	07/10/2026	10616	LODGING, TRANSPORTATION…	01-340-510480	TRAINING & EDUCATION - E…	1,429.72
					Vendor 2440.3 - GREGORY, JEREMY Total:	**1,429.72**
Vendor: 2490 - HANSEN, ALLEN & LUCE, INC.						
HANSEN, ALLEN & LUCE, INC.	07/16/2026	131738	EQUIPPING CONSTRUCTION …	01-340-520920	INFRASTRUCTURE PURCHAS…	9,194.13
					Vendor 2490 - HANSEN, ALLEN & LUCE, INC. Total:	**9,194.13**
Vendor: 2511 - HARRINGTON INDUSTRIAL PLASTICS						
HARRINGTON INDUSTRIAL P…	07/16/2026	131739	WTR Ops - Tank Farm-Dosing…	01-350-520210	REPAIR SUPPLIES - OPERATOR	181.56
					Vendor 2511 - HARRINGTON INDUSTRIAL PLASTICS Total:	**181.56**
Vendor: 2532 - HEALTHEQUITY INC						
HEALTHEQUITY INC	07/02/2026	DFT0002651	Emp #276 HSA account not s…	01-000-220500	HEALTH INSURANCE PAYABLE	-96.15
HEALTHEQUITY INC	07/02/2026	DFT0002651	HEALTH SAVINGS ACCOUNT	01-000-220900	CAFETERIA PLAN PAYABLE	12,622.50
HEALTHEQUITY INC	07/16/2026	DFT0002675	HEALTH SAVINGS ACCOUNT	01-000-220900	CAFETERIA PLAN PAYABLE	12,748.65
HEALTHEQUITY INC	07/15/2026	DFT0002688	Emp #276 HSA 7-2-26 contri…	01-000-220500	HEALTH INSURANCE PAYABLE	96.15
HEALTHEQUITY INC	07/30/2026	DFT0002703	HEALTH SAVINGS ACCOUNT	01-000-220900	CAFETERIA PLAN PAYABLE	14,583.40
					Vendor 2532 - HEALTHEQUITY INC Total:	**39,954.55**
Vendor: 2538 - HELM, JASON						
HELM, JASON	07/10/2026	10617	LODGING, TRANSPORTATION…	01-110-510480	TRAINING & EDUCATION - M…	1,475.34
					Vendor 2538 - HELM, JASON Total:	**1,475.34**
Vendor: 2590 - HOME DEPOT CREDIT SERVICES						
HOME DEPOT CREDIT SERVIC…	07/16/2026	131740	REMEDIATION SUPPLIES	01-220-520210	REPAIR SUPPLIES - WTR R&R	196.69
HOME DEPOT CREDIT SERVIC…	07/16/2026	131740	MAINTENANCE SUPPLIES	01-220-520210	REPAIR SUPPLIES - WTR R&R	396.55
HOME DEPOT CREDIT SERVIC…	07/16/2026	131740	REMEDIATION SUPPLIES RET…	01-220-520210	REPAIR SUPPLIES - WTR R&R	-29.97
HOME DEPOT CREDIT SERVIC…	07/16/2026	131740	REMEDIATION DRIP TUBING	01-220-520210	REPAIR SUPPLIES - WTR R&R	22.97
HOME DEPOT CREDIT SERVIC…	07/16/2026	131740	REMEDIATION MAILBOX	01-220-520210	REPAIR SUPPLIES - WTR R&R	34.93
HOME DEPOT CREDIT SERVIC…	07/16/2026	131740	REMEDIATION	01-220-520240	TOOLS & SUPPLIES - WTR R&R	64.90
HOME DEPOT CREDIT SERVIC…	07/16/2026	131740	TOOLS	01-220-520240	TOOLS & SUPPLIES - WTR R&R	49.91
HOME DEPOT CREDIT SERVIC…	07/16/2026	131740	FLASH LIGHTS	01-220-520240	TOOLS & SUPPLIES - WTR R&R	199.70
HOME DEPOT CREDIT SERVIC…	07/16/2026	131740	MAINTENANCE PARTS	01-220-520240	TOOLS & SUPPLIES - WTR R&R	13.94
HOME DEPOT CREDIT SERVIC…	07/16/2026	131740	UNIT #9 - TOOLS	01-220-520240	TOOLS & SUPPLIES - WTR R&R	498.00
HOME DEPOT CREDIT SERVIC…	07/16/2026	131740	DEWALT BATTERY W/CHARG…	01-230-520240	TOOLS & SUPPLIES - WTR MA…	267.72
HOME DEPOT CREDIT SERVIC…	07/16/2026	131740	DEWALT BATTERY W/CHARG…	01-230-520240	TOOLS & SUPPLIES - WTR MA…	229.00
HOME DEPOT CREDIT SERVIC…	07/16/2026	131740	PAINT LINERS, LID, WIRE WH…	01-230-520240	TOOLS & SUPPLIES - WTR MA…	102.10

Vendor Name	Payment Date	Payment Number	Description (Item)	Account Number	Account Name	Amount
HOME DEPOT CREDIT SERVIC…	07/16/2026	131740	BUCKET, DIABLO DISC, RAZOR..	01-230-520240	TOOLS & SUPPLIES - WTR MA…	78.26
HOME DEPOT CREDIT SERVIC…	07/16/2026	131740	UNIT #21 - GRINDER WHEEL,…	01-230-520240	TOOLS & SUPPLIES - WTR MA…	70.87
HOME DEPOT CREDIT SERVIC…	07/16/2026	131740	PKT KNIFE, RATCHET, IMPACT..	01-230-520240	TOOLS & SUPPLIES - WTR MA…	111.45
HOME DEPOT CREDIT SERVIC…	07/16/2026	131740	KNEE PADS, PAINT BRUSHES	01-230-520240	TOOLS & SUPPLIES - WTR MA…	93.88
HOME DEPOT CREDIT SERVIC…	07/16/2026	131740	CORDLESS GREASE GUN	01-260-520240	TOOLS & SUPPLIES - BLD/FLT…	299.00
HOME DEPOT CREDIT SERVIC…	07/16/2026	131740	INSPECTOR TOOLS/SUPPLIES	01-330-520240	TOOLS & SUPPLIES - BLUE ST…	214.03
HOME DEPOT CREDIT SERVIC…	07/16/2026	131740	ACCORD TANK VALVE CONDU..	01-350-520210	REPAIR SUPPLIES - OPERATOR	42.42
HOME DEPOT CREDIT SERVIC…	07/16/2026	131740	WWPS - WARNER SMOKE DE…	01-350-520210	REPAIR SUPPLIES - OPERATOR	28.47
HOME DEPOT CREDIT SERVIC…	07/16/2026	131740	WWPS - SMOKE DETECTOR …	01-350-520210	REPAIR SUPPLIES - OPERATOR	9.27
HOME DEPOT CREDIT SERVIC…	07/16/2026	131740	UNIT #41 - WTR OPS TOOLS, …	01-350-520210	REPAIR SUPPLIES - OPERATOR	495.75
HOME DEPOT CREDIT SERVIC…	07/16/2026	131740	WTR OPS - ACID WASH SUPPL..	01-350-520210	REPAIR SUPPLIES - OPERATOR	42.91
HOME DEPOT CREDIT SERVIC…	07/16/2026	131740	HILLSDALE SPRINKLERS	01-360-510220	BUILDINGS & GROUNDS - SYS…	17.36
HOME DEPOT CREDIT SERVIC…	07/16/2026	131740	RETURN HD SPRINKLER ITEMS	01-360-510220	BUILDINGS & GROUNDS - SYS…	-90.52
HOME DEPOT CREDIT SERVIC…	07/16/2026	131740	OFFICE RV DUMP	01-360-510220	BUILDINGS & GROUNDS - SYS…	45.96
HOME DEPOT CREDIT SERVIC…	07/16/2026	131740	HILLSDALE SPRINKLER TIMER	01-360-510220	BUILDINGS & GROUNDS - SYS…	19.87
HOME DEPOT CREDIT SERVIC…	07/16/2026	131740	HILLSDALE SPRINKLERS	01-360-510220	BUILDINGS & GROUNDS - SYS…	19.68
					Vendor 2590 - HOME DEPOT CREDIT SERVICES Total:	**3,545.10**
Vendor: 2631 - I-D ELECTRIC CO						
I-D ELECTRIC CO	07/23/2026	131774	WWPS - Valley Downs - Manli..	01-350-520210	REPAIR SUPPLIES - OPERATOR	350.35
					Vendor 2631 - I-D ELECTRIC CO Total:	**350.35**
Vendor: 5310 - IMA, INC.						
IMA, INC.	07/29/2026	DFT0002717	JUL 2026 IMA/UNUM ADJ-R…	01-110-500170	LIFE/LTD/LTC INSURANCE - …	0.17
IMA, INC.	07/29/2026	DFT0002717	JUL 2026 IMA/UNUM ADJ-E…	01-130-500170	LIFE/LTD/LTC INSURANCE - C…	-183.96
IMA, INC.	07/29/2026	DFT0002717	JUL 2026 IMA/UNUM ADJ-E…	01-220-500170	LIFE/LTD/LTC INSURANCE - …	62.20
IMA, INC.	07/29/2026	DFT0002717	UNUM INDEMNITY BENEFITS	01-000-220500	HEALTH INSURANCE PAYABLE	774.17
IMA, INC.	07/29/2026	DFT0002717	UNUM INDEMNITY BENEFITS	01-000-220500	HEALTH INSURANCE PAYABLE	865.53
					Vendor 5310 - IMA, INC. Total:	**1,518.11**
Vendor: 2637 - INDUSTRIAL SAFETY EQUIPMENT, LLC.						
INDUSTRIAL SAFETY EQUIPM…	07/23/2026	131775	Safety - PPE - Hard Hat Sweat…	01-210-510490	SAFETY EXPENSE	80.00
					Vendor 2637 - INDUSTRIAL SAFETY EQUIPMENT, LLC. Total:	**80.00**
Vendor: 2708 - INTERMOUNTAIN WORKMED SL						
INTERMOUNTAIN WORKMED..	07/29/2026	131805	EMP POST ACCIDENT DRUG …	01-110-510520	PROFESSIONAL CONSULTING ..	116.00
					Vendor 2708 - INTERMOUNTAIN WORKMED SL Total:	**116.00**
Vendor: 2734.5 - JACQUES & ASSOCIATES						
JACQUES & ASSOCIATES	07/23/2026	131776	25J: 5400 West Waterline Pu…	01-340-520920	INFRASTRUCTURE PURCHAS…	3,063.63
					Vendor 2734.5 - JACQUES & ASSOCIATES Total:	**3,063.63**
Vendor: 2772 - JOHNSON, KRISTY						
JOHNSON, KRISTY	07/10/2026	10618	STRATEGIC PLANNING/BOAR…	01-110-510430	GENERAL ADMINISTRATIVE	131.45
JOHNSON, KRISTY	07/10/2026	10618	VENDING MACHINE SUPPLIES	01-110-510430	GENERAL ADMINISTRATIVE	115.44
JOHNSON, KRISTY	07/10/2026	10618	GHID COMMUNITY OUTREA…	01-110-510430	GENERAL ADMINISTRATIVE	50.76
JOHNSON, KRISTY	07/10/2026	10618	KITCHEN PAPER PRODUCTS	01-130-510410	OFFICE SUPPLIES	87.93
JOHNSON, KRISTY	07/10/2026	10618	SAFETY INCENTIVE LUNCHE…	01-210-510490	SAFETY EXPENSE	453.02

Vendor Name	Payment Date	Payment Number	Description (Item)	Account Number	Account Name	Amount
JOHNSON, KRISTY	07/24/2026	10625	MILEAGE REIMB 01/01 THRU...	01-110-510430	GENERAL ADMINISTRATIVE	163.48
					Vendor 2772 - JOHNSON, KRISTY Total:	**1,002.08**
Vendor: 2790 - JORDAN VALLEY WATER CONSERVANCY DISTRICT						
JORDAN VALLEY WATER CON...	07/16/2026	131742	JUN 2026 LABORATORY SERV...	01-231-530270	WATER TESTING FEES	433.29
JORDAN VALLEY WATER CON...	07/16/2026	131743	JUN 2026 WATER DELIVERIES	01-350-530250	WATER SUPPLY EXPENSE	1,250,240.95
					Vendor 2790 - JORDAN VALLEY WATER CONSERVANCY DISTRICT Total:	**1,250,674.24**
Vendor: 2734 - J-U-B ENGINEERS, INC.						
J-U-B ENGINEERS, INC.	07/16/2026	131741	23I: ANDERSON WTP - CONS...	01-340-520920	INFRASTRUCTURE PURCHAS...	37,467.12
					Vendor 2734 - J-U-B ENGINEERS, INC. Total:	**37,467.12**
Vendor: 2823 - JWC ENVIRONMENTAL						
JWC ENVIRONMENTAL	07/16/2026	131744	WWPS - 2026 Channel Grind...	01-340-520920	INFRASTRUCTURE PURCHAS...	102,545.09
					Vendor 2823 - JWC ENVIRONMENTAL Total:	**102,545.09**
					Channel Grinders @ Decker Main & Armstrong WWPS	
Vendor: 2881 - KEN GARFF WEST VALLEY FORD						
KEN GARFF WEST VALLEY FO...	07/23/2026	131777	Unit #42-Rear diff. friction m...	01-260-520210	REPAIR SUPPLIES - BLD/FLT ...	26.78
KEN GARFF WEST VALLEY FO...	07/23/2026	131777	Unit #30-Master cylinder	01-260-520210	REPAIR SUPPLIES - BLD/FLT ...	350.00
KEN GARFF WEST VALLEY FO...	07/23/2026	131777	Unit #30-Master cylinder	01-260-520210	REPAIR SUPPLIES - BLD/FLT ...	40.15
					Vendor 2881 - KEN GARFF WEST VALLEY FORD Total:	**416.93**
Vendor: 2885 - KETCHUM, MICHELLE						
KETCHUM, MICHELLE	07/10/2026	10619	COMMUNITY OUTREACH RE...	01-110-510430	GENERAL ADMINISTRATIVE	137.20
KETCHUM, MICHELLE	07/10/2026	10619	TEAM RECOGNITION	01-130-510434	GENERAL ADMINISTRATIVE -...	157.41
					Vendor 2885 - KETCHUM, MICHELLE Total:	**294.61**
Vendor: 2900 - KILGORE COMPANIES, LLC						
KILGORE COMPANIES, LLC	07/09/2026	131699	Asphalt Repairs Monthly	01-220-520210	REPAIR SUPPLIES - WTR R&R	888.46
KILGORE COMPANIES, LLC	07/09/2026	131699	Asphalt Repairs Monthly	01-220-520210	REPAIR SUPPLIES - WTR R&R	872.96
KILGORE COMPANIES, LLC	07/09/2026	131699	Asphalt Repairs Monthly	01-220-520210	REPAIR SUPPLIES - WTR R&R	1,036.59
KILGORE COMPANIES, LLC	07/09/2026	131699	Asphalt Repairs Monthly	01-220-520210	REPAIR SUPPLIES - WTR R&R	453.22
KILGORE COMPANIES, LLC	07/09/2026	131699	Asphalt Repairs Monthly	01-220-520210	REPAIR SUPPLIES - WTR R&R	879.16
KILGORE COMPANIES, LLC	07/09/2026	131699	Asphalt Repairs Monthly	01-220-520210	REPAIR SUPPLIES - WTR R&R	777.38
					Vendor 2900 - KILGORE COMPANIES, LLC Total:	**4,907.77**
Vendor: 2912 - LABOR COMMISSION						
LABOR COMMISSION	07/16/2026	131745	Air compressor tank inspecti...	01-360-510220	BUILDINGS & GROUNDS - SYS...	162.00
					Vendor 2912 - LABOR COMMISSION Total:	**162.00**
Vendor: 2971 - LEGALSHIELD						
LEGALSHIELD	07/09/2026	131700	JUN 2026 LEGAL SHIELD ADJ-...	01-110-500170	LIFE/LTD/LTC INSURANCE - ...	0.05
LEGALSHIELD	07/09/2026	131700	JUN 2026 LEGAL SHIELD ADJ-...	01-130-500170	LIFE/LTD/LTC INSURANCE - C...	-16.95
LEGALSHIELD	07/09/2026	131700	LEGAL SHIELD PAYABLE	01-000-220610	LEGAL SHIELD PAYABLE	230.75
LEGALSHIELD	07/09/2026	131700	LEGAL SHIELD PAYABLE	01-000-220610	LEGAL SHIELD PAYABLE	213.80
LEGALSHIELD	07/29/2026	131806	LEGAL SHIELD PAYABLE	01-000-220610	LEGAL SHIELD PAYABLE	213.80
LEGALSHIELD	07/29/2026	131806	LEGAL SHIELD PAYABLE	01-000-220610	LEGAL SHIELD PAYABLE	247.69
LEGALSHIELD	07/29/2026	131806	JUL 2026 LEGAL SHIELD ADJ-...	01-110-500170	LIFE/LTD/LTC INSURANCE - ...	0.06
					Vendor 2971 - LEGALSHIELD Total:	**889.20**

Vendor Name	Payment Date	Payment Number	Description (Item)	Account Number	Account Name	Amount
Vendor: 2980 - LES OLSON CO						
LES OLSON CO	07/23/2026	131778	ENGINEERING COPY MACHINE	01-130-510410	OFFICE SUPPLIES	198.38
					Vendor 2980 - LES OLSON CO Total:	**198.38**
Vendor: 2140 - LGG INDUSTRIAL						
LGG INDUSTRIAL	07/29/2026	131801	WWPS-Decker Main-Hydrauli...	01-350-520210	REPAIR SUPPLIES - OPERATOR	226.32
					Vendor 2140 - LGG INDUSTRIAL Total:	**226.32**
Vendor: 5399 - MARATHON MAINTENANCE, INC.						
MARATHON MAINTENANCE, ...	07/16/2026	131760	2026 Grounds Maintenance	01-360-510220	BUILDINGS & GROUNDS - SYS...	9,274.38
MARATHON MAINTENANCE, ...	07/16/2026	131760	Office, Andra, Breeze irrigati...	01-360-510220	BUILDINGS & GROUNDS - SYS...	1,602.40
MARATHON MAINTENANCE, ...	07/16/2026	131760	WELL #12 - Dead trees replac...	01-360-510220	BUILDINGS & GROUNDS - SYS...	4,449.50
MARATHON MAINTENANCE, ...	07/23/2026	131787	2026 Grounds Maintenance	01-360-510220	BUILDINGS & GROUNDS - SYS...	9,274.38
					Vendor 5399 - MARATHON MAINTENANCE, INC. Total:	**24,600.66**
Vendor: 3129 - MIDWEST HOSE & SPECIALTY, INC.						
MIDWEST HOSE & SPECIALTY,..	07/16/2026	131746	Unit #45 - Pump Hose	01-220-520240	TOOLS & SUPPLIES - WTR R&R	166.04
					Vendor 3129 - MIDWEST HOSE & SPECIALTY, INC. Total:	**166.04**
Vendor: 3174 - MORGAN ASPHALT, INC.						
MORGAN ASPHALT, INC.	07/16/2026	131747	Scottsdale Asphalt Dump Fees	01-340-520920	INFRASTRUCTURE PURCHAS...	79.95
MORGAN ASPHALT, INC.	07/16/2026	131747	Scottsdale Asphalt Dump Fees	01-340-520920	INFRASTRUCTURE PURCHAS...	108.45
MORGAN ASPHALT, INC.	07/16/2026	131747	Scottsdale Asphalt Dump Fees	01-340-520920	INFRASTRUCTURE PURCHAS...	115.45
MORGAN ASPHALT, INC.	07/16/2026	131747	Asphalt for Emergency Repai...	01-220-520210	REPAIR SUPPLIES - WTR R&R	412.11
MORGAN ASPHALT, INC.	07/16/2026	131747	Scottsdale Asphalt Dump Fees	01-340-520920	INFRASTRUCTURE PURCHAS...	108.45
MORGAN ASPHALT, INC.	07/16/2026	131747	Scottsdale Asphalt Dump Fees	01-340-520920	INFRASTRUCTURE PURCHAS...	97.05
MORGAN ASPHALT, INC.	07/16/2026	131747	Scottsdale Asphalt Dump Fees	01-340-520920	INFRASTRUCTURE PURCHAS...	61.30
MORGAN ASPHALT, INC.	07/16/2026	131747	Scottsdale Asphalt Dump Fees	01-340-520920	INFRASTRUCTURE PURCHAS...	118.35
MORGAN ASPHALT, INC.	07/16/2026	131747	Scottsdale Asphalt Dump Fees	01-340-520920	INFRASTRUCTURE PURCHAS...	76.50
					Vendor 3174 - MORGAN ASPHALT, INC. Total:	**1,177.61**
Vendor: 5235 - MOTIVOSITY, INC						
MOTIVOSITY, INC	07/29/2026	DFT0002718	E-GIFT ACCOUNT CREDIT CA...	01-110-510430	GENERAL ADMINISTRATIVE	1,500.00
					Vendor 5235 - MOTIVOSITY, INC Total:	**1,500.00**
Vendor: 3215 - MOUNTAIN VALLEY MECHANICAL						
MOUNTAIN VALLEY MECHAN...	07/16/2026	131748	Building B - Multiple Swamp ...	01-360-510220	BUILDINGS & GROUNDS - SYS...	1,395.00
MOUNTAIN VALLEY MECHAN...	07/23/2026	131779	P/M for HVACS at the office	01-360-510220	BUILDINGS & GROUNDS - SYS...	1,692.00
					Vendor 3215 - MOUNTAIN VALLEY MECHANICAL Total:	**3,087.00**
Vendor: 3225 - MOUNTAIN WEST TRUCK CENTER						
MOUNTAIN WEST TRUCK CE...	07/09/2026	131701	Unit #10-Relay valve	01-260-520210	REPAIR SUPPLIES - BLD/FLT ...	195.04
MOUNTAIN WEST TRUCK CE...	07/23/2026	131780	Unit #10-Steering componen...	01-260-520210	REPAIR SUPPLIES - BLD/FLT ...	43.44
					Vendor 3225 - MOUNTAIN WEST TRUCK CENTER Total:	**238.48**
Vendor: 3210 - MOUNTAINLAND SUPPLY COMPANY						
MOUNTAINLAND SUPPLY C...	07/29/2026	131807	Yoke Valves Replacement for ..	01-220-520210	REPAIR SUPPLIES - WTR R&R	3,385.20
MOUNTAINLAND SUPPLY C...	07/29/2026	131807	Meters-Omni Chambers	01-140-520210	REPAIR SUPPLIES - METER	7,482.94

Vendor Name	Payment Date	Payment Number	Description (Item)	Account Number	Account Name	Amount
MOUNTAINLAND SUPPLY C...	07/29/2026	131807	Meters-Omni Chambers	01-140-520210	REPAIR SUPPLIES - METER	11,710.05
					Vendor 3210 - MOUNTAINLAND SUPPLY COMPANY Total:	**22,578.19**
Vendor: 3245 - NATIONAL BENEFIT SERVICES LLC						
NATIONAL BENEFIT SERVICES...	07/16/2026	131749	2026 Q2 401(K) ADMIN FEE	01-110-510520	PROFESSIONAL CONSULTING ..	350.00
					Vendor 3245 - NATIONAL BENEFIT SERVICES LLC Total:	**350.00**
Vendor: 3270 - NECAISE, RICKY						
NECAISE, RICKY	07/17/2026	10624	AIRFARE/WEFTEC CONF	01-240-510480	TRAINING & EDUCATION - ...	558.40
					Vendor 3270 - NECAISE, RICKY Total:	**558.40**
Vendor: 3272 - NELSON BROS CONSTRUCTION CO						
NELSON BROS CONSTRUCTI...	07/09/2026	131702	23I: ANDERSON WTP CONST...	01-340-520920	INFRASTRUCTURE PURCHAS...	865,139.30
NELSON BROS CONSTRUCTI...	07/09/2026	131702	RETENTION/23I - PMT NO 15	01-000-210110	ACCOUNTS PAYABLE - RETAI...	-43,256.96
					Vendor 3272 - NELSON BROS CONSTRUCTION CO Total:	**821,882.34**
Vendor: 5476 - NEW BENEFITS						
NEW BENEFITS	07/09/2026	131717	NEW BENEFITS WELLNESS	01-000-220500	HEALTH INSURANCE PAYABLE	59.52
NEW BENEFITS	07/09/2026	131717	NEW BENEFITS WELLNESS	01-000-220500	HEALTH INSURANCE PAYABLE	59.52
					Vendor 5476 - NEW BENEFITS Total:	**119.04**
Vendor: 5491 - NEWMAN CONSTRUCTION INC.						
NEWMAN CONSTRUCTION I...	07/23/2026	131791	25G 4100 S WATERLINE REP...	01-340-520920	INFRASTRUCTURE PURCHAS...	168,050.25
NEWMAN CONSTRUCTION I...	07/23/2026	131791	RETENTION/25G - PMT NO 3	01-000-210110	ACCOUNTS PAYABLE - RETAI...	-8,402.52
					Vendor 5491 - NEWMAN CONSTRUCTION INC. Total:	**159,647.73**
Vendor: 3375 - OCCUPATIONAL HEALTH CENTERS						
OCCUPATIONAL HEALTH CEN...	07/09/2026	131703	PRE-EMP SCREENING	01-110-510520	PROFESSIONAL CONSULTING ..	188.00
OCCUPATIONAL HEALTH CEN...	07/29/2026	131808	EMP POST ACCIDENT DRUG ...	01-110-510520	PROFESSIONAL CONSULTING ..	78.00
					Vendor 3375 - OCCUPATIONAL HEALTH CENTERS Total:	**266.00**
Vendor: 3400 - OVARD, DREW						
OVARD, DREW	07/10/2026	10620	LODGING, TRANSPORTATION...	01-220-510480	TRAINING & EDUCATION - W...	1,467.76
					Vendor 3400 - OVARD, DREW Total:	**1,467.76**
Vendor: 3401 - OWEN EQUIPMENT COMPANY						
OWEN EQUIPMENT COMPA...	07/09/2026	131704	Unit #29-Joystick repair	01-260-520210	REPAIR SUPPLIES - BLD/FLT ...	70.21
OWEN EQUIPMENT COMPA...	07/16/2026	131750	UNIT #32 - RIPSAW	01-230-520240	TOOLS & SUPPLIES - WTR MA...	305.00
OWEN EQUIPMENT COMPA...	07/29/2026	131809	Unit #63- Vanguard Tank Rep...	01-240-520240	TOOLS & SUPPLIES - WW MA...	246.00
					Vendor 3401 - OWEN EQUIPMENT COMPANY Total:	**621.21**
Vendor: 3481 - PITNEY BOWES RESERVE ACCOUNT						
PITNEY BOWES RESERVE AC...	07/09/2026	131705	POSTAGE MACHINE REFILL	01-130-510420	POSTAGE & MAILING	450.00
					Vendor 3481 - PITNEY BOWES RESERVE ACCOUNT Total:	**450.00**
Vendor: 3523 - PREMIER TRUCK GROUP						
PREMIER TRUCK GROUP	07/09/2026	131706	Unit #62-Air filters, fuel/wate...	01-260-520210	REPAIR SUPPLIES - BLD/FLT ...	273.71
PREMIER TRUCK GROUP	07/09/2026	131706	Unit #62-Transmission service	01-260-520210	REPAIR SUPPLIES - BLD/FLT ...	453.21
					Vendor 3523 - PREMIER TRUCK GROUP Total:	**726.92**

Vendor Name	Payment Date	Payment Number	Description (Item)	Account Number	Account Name	Amount
Vendor: 5408 - R.D. OFFUTT COMPANY						
R.D. OFFUTT COMPANY	07/23/2026	131788	Scottsdale Equipment Rental	01-340-520920	INFRASTRUCTURE PURCHAS...	3,159.00
R.D. OFFUTT COMPANY	07/23/2026	131788	Scottsdale Equipment Rental...	01-340-520920	INFRASTRUCTURE PURCHAS...	-378.00
					Vendor 5408 - R.D. OFFUTT COMPANY Total:	**2,781.00**
Vendor: 3645 - R.D.J. CONSTRUCTION LLC						
R.D.J. CONSTRUCTION LLC	07/16/2026	131751	25J: 5400 West Waterline Co...	01-340-520920	INFRASTRUCTURE PURCHAS...	399,594.76
R.D.J. CONSTRUCTION LLC	07/16/2026	131751	RETENTION/25J - PMT NO 3	01-000-210110	ACCOUNTS PAYABLE - RETAI...	-19,979.73
					Vendor 3645 - R.D.J. CONSTRUCTION LLC Total:	**379,615.03**
Vendor: 5434 - RADIATORS INC						
RADIATORS INC	07/23/2026	131790	Unit #54-Radiator repair	01-260-520210	REPAIR SUPPLIES - BLD/FLT ...	105.00
					Vendor 5434 - RADIATORS INC Total:	**105.00**
Vendor: 3743 - ROCKY MOUNTAIN AIR SOLUTIONS						
ROCKY MOUNTAIN AIR SOLU...	07/16/2026	131752	Oxygen refill for service trucks	01-230-520240	TOOLS & SUPPLIES - WTR MA...	195.93
ROCKY MOUNTAIN AIR SOLU...	07/23/2026	131781	Shop Supplies-Welding gas	01-260-510230	VEHICLE FUEL - BLD/FLT MAI...	462.00
ROCKY MOUNTAIN AIR SOLU...	07/23/2026	131781	CCTV- Nitrogen	01-240-520240	TOOLS & SUPPLIES - WW MA...	56.43
					Vendor 3743 - ROCKY MOUNTAIN AIR SOLUTIONS Total:	**714.36**
Vendor: 3747 - ROCKY MTN POWER						
ROCKY MTN POWER	07/23/2026	131782	JUN 2026 POWER	01-110-510460	UTILITIES - MGMT	5,043.66
ROCKY MTN POWER	07/23/2026	131782	JUN 2026 POWER	01-230-510460	UTILITIES - WTR	122,438.44
ROCKY MTN POWER	07/23/2026	131782	JUN 2026 POWER	01-240-510460	UTILITIES - WW	17,625.94
					Vendor 3747 - ROCKY MTN POWER Total:	**145,108.04**
Vendor: 3792 - ROYCE INDUSTRIES LC						
ROYCE INDUSTRIES LC	07/29/2026	131811	Car wash bay pressure washer	01-260-520210	REPAIR SUPPLIES - BLD/FLT ...	494.10
					Vendor 3792 - ROYCE INDUSTRIES LC Total:	**494.10**
Vendor: 3850 - SALT LAKE CEMENT CUTTING						
SALT LAKE CEMENT CUTTING	07/16/2026	DFT0002690	Cement Cutting Monthly	01-220-520210	REPAIR SUPPLIES - WTR R&R	275.00
SALT LAKE CEMENT CUTTING	07/16/2026	DFT0002690	Cement Cutting Monthly	01-220-520210	REPAIR SUPPLIES - WTR R&R	275.00
SALT LAKE CEMENT CUTTING	07/16/2026	DFT0002690	Cement Cutting Monthly	01-220-520210	REPAIR SUPPLIES - WTR R&R	275.00
SALT LAKE CEMENT CUTTING	07/16/2026	DFT0002690	Cement Cutting Monthly	01-220-520210	REPAIR SUPPLIES - WTR R&R	300.00
SALT LAKE CEMENT CUTTING	07/16/2026	DFT0002690	Cement Cutting Monthly	01-220-520210	REPAIR SUPPLIES - WTR R&R	275.00
SALT LAKE CEMENT CUTTING	07/16/2026	DFT0002690	Cement Cutting Monthly	01-220-520210	REPAIR SUPPLIES - WTR R&R	300.00
SALT LAKE CEMENT CUTTING	07/16/2026	DFT0002690	Cement Cutting Monthly	01-220-520210	REPAIR SUPPLIES - WTR R&R	275.00
SALT LAKE CEMENT CUTTING	07/16/2026	DFT0002690	Cement Cutting Monthly	01-220-520210	REPAIR SUPPLIES - WTR R&R	275.00
SALT LAKE CEMENT CUTTING	07/16/2026	DFT0002690	Cement Cutting Monthly	01-220-520210	REPAIR SUPPLIES - WTR R&R	275.00
SALT LAKE CEMENT CUTTING	07/16/2026	DFT0002690	Cement Cutting Monthly	01-220-520210	REPAIR SUPPLIES - WTR R&R	275.00
SALT LAKE CEMENT CUTTING	07/16/2026	DFT0002690	Cement Cutting Monthly	01-220-520210	REPAIR SUPPLIES - WTR R&R	200.00
SALT LAKE CEMENT CUTTING	07/16/2026	DFT0002690	Cement Cutting Monthly	01-220-520210	REPAIR SUPPLIES - WTR R&R	75.00
SALT LAKE CEMENT CUTTING	07/16/2026	DFT0002690	Cement Cutting Monthly	01-220-520210	REPAIR SUPPLIES - WTR R&R	300.00
SALT LAKE CEMENT CUTTING	07/16/2026	DFT0002690	Cement Cutting Monthly	01-220-520210	REPAIR SUPPLIES - WTR R&R	300.00
SALT LAKE CEMENT CUTTING	07/16/2026	DFT0002690	Cement Cutting Monthly	01-220-520210	REPAIR SUPPLIES - WTR R&R	300.00

Vendor Name	Payment Date	Payment Number	Description (Item)	Account Number	Account Name	Amount
SALT LAKE CEMENT CUTTING	07/16/2026	DFT0002690	Cement Cutting Monthly	01-220-520210	REPAIR SUPPLIES - WTR R&R	300.00
					Vendor 3850 - SALT LAKE CEMENT CUTTING Total:	**4,275.00**
Vendor: 3950 - SELECTHEALTH						
SELECTHEALTH	07/23/2026	131783	APR 2026 HEALTHY LIVING R...	01-110-510430	GENERAL ADMINISTRATIVE	42.95
SELECTHEALTH	07/29/2026	131812	RETIREE HEALTH INS	01-110-500130	HEALTH INSURANCE - MGMT	10,142.70
SELECTHEALTH	07/29/2026	131812	NEW EMPLOYEE HEALTH INS...	01-130-500130	HEALTH INSURANCE - CUST S...	884.60
SELECTHEALTH	07/29/2026	131812	HEALTH INS FAM. SELECT M...	01-000-220500	HEALTH INSURANCE PAYABLE	72,363.20
SELECTHEALTH	07/29/2026	131812	SINGLE SELECT MED	01-000-220500	HEALTH INSURANCE PAYABLE	7,519.10
SELECTHEALTH	07/29/2026	131812	HEALTH INS FAM. SELECT M...	01-000-220500	HEALTH INSURANCE PAYABLE	82,700.80
SELECTHEALTH	07/29/2026	131812	SINGLE SELECT MED	01-000-220500	HEALTH INSURANCE PAYABLE	9,288.30
					Vendor 3950 - SELECTHEALTH Total:	**182,941.65**
Vendor: 5293 - SKYMAIL INTERNATIONAL INC.						
SKYMAIL INTERNATIONAL IN...	07/09/2026	131714	Information Booklet Printing	01-110-510530	PUBLIC RELATIONS/CONSER...	51.03
					Vendor 5293 - SKYMAIL INTERNATIONAL INC. Total:	**51.03**
Vendor: 5481 - SMYRNA READY MIX CONCRETE, LLC						
SMYRNA READY MIX CONCR...	07/16/2026	131763	Concrete Repairs Monthly	01-220-520210	REPAIR SUPPLIES - WTR R&R	612.00
SMYRNA READY MIX CONCR...	07/16/2026	131763	Concrete Repairs Monthly	01-220-520210	REPAIR SUPPLIES - WTR R&R	462.00
					Vendor 5481 - SMYRNA READY MIX CONCRETE, LLC Total:	**1,074.00**
Vendor: 5251 - SOTER, DUSTIN						
SOTER, DUSTIN	07/24/2026	10626	MTR EMPLOYEE RECOGNITI...	01-130-510434	GENERAL ADMINISTRATIVE -...	151.48
					Vendor 5251 - SOTER, DUSTIN Total:	**151.48**
Vendor: 5278 - SOUTHERN TIRE MART LLC						
SOUTHERN TIRE MART LLC	07/09/2026	131713	Unit #31-Alignment	01-260-520210	REPAIR SUPPLIES - BLD/FLT ...	110.00
SOUTHERN TIRE MART LLC	07/09/2026	131713	Unit #36-New tires	01-260-520210	REPAIR SUPPLIES - BLD/FLT ...	572.00
SOUTHERN TIRE MART LLC	07/09/2026	131713	Unit #208-Flat bed trailer-Tire..	01-260-520210	REPAIR SUPPLIES - BLD/FLT ...	52.00
					Vendor 5278 - SOUTHERN TIRE MART LLC Total:	**734.00**
Vendor: 4185 - STANDARD PLUMBING SUPPLY CO						
STANDARD PLUMBING SUPP...	07/09/2026	131707	Gasket grease for a customer ..	01-330-520210	REPAIR SUPPLIES - BLUE STKS...	3.59
					Vendor 4185 - STANDARD PLUMBING SUPPLY CO Total:	**3.59**
Vendor: 4236 - STATE TRAILER SUPPLY						
STATE TRAILER SUPPLY	07/09/2026	131708	Unit #210-inspection repair ...	01-260-520210	REPAIR SUPPLIES - BLD/FLT ...	110.22
					Vendor 4236 - STATE TRAILER SUPPLY Total:	**110.22**
Vendor: 4238 - STEP SAVER INC						
STEP SAVER INC	07/16/2026	131753	Salt	01-350-530260	WATER TREATMENT CHEMI...	1,372.56
STEP SAVER INC	07/16/2026	131753	WELL #16 - SALT	01-350-530260	WATER TREATMENT CHEMI...	525.08
STEP SAVER INC	07/16/2026	131753	WELL #12 - SALT	01-350-530260	WATER TREATMENT CHEMI...	1,133.96
STEP SAVER INC	07/23/2026	131784	WELL #12/SALT	01-350-530260	WATER TREATMENT CHEMI...	1,378.94
STEP SAVER INC	07/23/2026	131784	WELL #16/SALT	01-350-530260	WATER TREATMENT CHEMI...	396.61
STEP SAVER INC	07/29/2026	131813	WELL #16/SALT	01-350-530260	WATER TREATMENT CHEMI...	1,122.79
STEP SAVER INC	07/29/2026	131813	WELL #8/SALT	01-350-530260	WATER TREATMENT CHEMI...	1,015.85
					Vendor 4238 - STEP SAVER INC Total:	**6,945.79**

Vendor Name	Payment Date	Payment Number	Description (Item)	Account Number	Account Name	Amount
Vendor: 4245 - STOUT, TROY						
STOUT, TROY	07/10/2026	10621	TRANSPORTATION/AWWA A...	01-110-510480	TRAINING & EDUCATION - M...	34.84
					Vendor 4245 - STOUT, TROY Total:	**34.84**
Vendor: 5279 - SUMMIT FIRE & SECURITY						
SUMMIT FIRE & SECURITY	07/16/2026	131759	Annual fire monitoring	01-360-510220	BUILDINGS & GROUNDS - SYS...	794.00
					Vendor 5279 - SUMMIT FIRE & SECURITY Total:	**794.00**
Vendor: 4350 - THE DATA CENTER						
THE DATA CENTER	07/09/2026	131709	The Date Center Printing and...	01-130-510420	POSTAGE & MAILING	2,452.97
THE DATA CENTER	07/09/2026	131709	The Date Center Printing and...	01-130-510420	POSTAGE & MAILING	10,151.25
					Vendor 4350 - THE DATA CENTER Total:	**12,604.22**
Vendor: 4405 - THOMAS PETROLEUM						
THOMAS PETROLEUM	07/09/2026	131710	Yard Fuel-Diesel fuel for yard ..	01-260-510230	VEHICLE FUEL - BLD/FLT MAI...	7,049.13
THOMAS PETROLEUM	07/09/2026	131710	Fuel Station-3500 gallons unl...	01-260-510230	VEHICLE FUEL - BLD/FLT MAI...	10,652.67
THOMAS PETROLEUM	07/09/2026	131710	Yard Fuel-Diesel fuel for yard ..	01-260-510230	VEHICLE FUEL - BLD/FLT MAI...	6,044.99
					Vendor 4405 - THOMAS PETROLEUM Total:	**23,746.79**
Vendor: 5409 - TIMMONS GROUP, INC.						
TIMMONS GROUP, INC.	07/23/2026	131789	25C UN GIS Implementation ...	01-340-520920	INFRASTRUCTURE PURCHAS...	10,675.80
					Vendor 5409 - TIMMONS GROUP, INC. Total:	**10,675.80**
Vendor: 4479 - TYLER TECHNOLOGIES						
TYLER TECHNOLOGIES	07/16/2026	131754	2026 2ND QTR UTIL BILL NOT...	01-360-510470	TELEPHONE	619.20
					Vendor 4479 - TYLER TECHNOLOGIES Total:	**619.20**
Vendor: 0001 - US TREASURY						
US TREASURY	07/02/2026	DFT0002661	MEDICARE WITHHOLDING	01-000-230100	FEDERAL W/H & MEDICARE ...	7,544.04
US TREASURY	07/02/2026	DFT0002662	FEDERAL WITHHOLDING	01-000-230100	FEDERAL W/H & MEDICARE ...	22,582.34
US TREASURY	07/02/2026	DFT0002663	FICA WITHHOLDING	01-000-230100	FEDERAL W/H & MEDICARE ...	415.34
US TREASURY	07/16/2026	DFT0002685	MEDICARE WITHHOLDING	01-000-230100	FEDERAL W/H & MEDICARE ...	7,547.92
US TREASURY	07/16/2026	DFT0002686	FEDERAL WITHHOLDING	01-000-230100	FEDERAL W/H & MEDICARE ...	22,290.83
US TREASURY	07/16/2026	DFT0002687	FICA WITHHOLDING	01-000-230100	FEDERAL W/H & MEDICARE ...	391.40
US TREASURY	07/30/2026	DFT0002713	MEDICARE WITHHOLDING	01-000-230100	FEDERAL W/H & MEDICARE ...	7,305.16
US TREASURY	07/30/2026	DFT0002714	FEDERAL WITHHOLDING	01-000-230100	FEDERAL W/H & MEDICARE ...	21,583.77
US TREASURY	07/30/2026	DFT0002715	FICA WITHHOLDING	01-000-230100	FEDERAL W/H & MEDICARE ...	388.94
					Vendor 0001 - US TREASURY Total:	**90,049.74**
Vendor: 5448 - UTAH DEPT OF GOVERNMENT OPERATIONS						
UTAH DEPT OF GOVERNMEN...	07/09/2026	131715	JUN 2026 FUEL	01-260-510230	VEHICLE FUEL - BLD/FLT MAI...	43.53
					Vendor 5448 - UTAH DEPT OF GOVERNMENT OPERATIONS Total:	**43.53**
Vendor: 4620 - UTAH LOCAL GOVERNMENTS TRUST						
UTAH LOCAL GOVERNMENTS...	07/29/2026	131814	20120-AUTO/26-27 PHY DMG..	01-110-510450	GENERAL INSURANCE	33,611.99
UTAH LOCAL GOVERNMENTS...	07/29/2026	131814	20120-AUTO/Vehicle Additio...	01-110-510450	GENERAL INSURANCE	32.32
UTAH LOCAL GOVERNMENTS...	07/29/2026	131814	20120-LIABILITY/26-27 GENE...	01-110-510450	GENERAL INSURANCE	90,882.54
UTAH LOCAL GOVERNMENTS...	07/29/2026	131814	20120-PROPERTY/26-27 PRO...	01-110-510450	GENERAL INSURANCE	118,913.78
UTAH LOCAL GOVERNMENTS...	07/29/2026	131814	20120-WC/26-27 WORKERS ...	01-110-510450	GENERAL INSURANCE	50,805.86

Vendor Name	Payment Date	Payment Number	Description (Item)	Account Number	Account Name	Amount
UTAH LOCAL GOVERNMENTS...	07/29/2026	131814	26-27 STORAGE TANK POLLU...	01-110-510450	GENERAL INSURANCE	1,000.50
UTAH LOCAL GOVERNMENTS...	07/29/2026	131814	26-27 DIC EARTHQUAKE & F...	01-110-510450	GENERAL INSURANCE	77,170.94
					Vendor 4620 - UTAH LOCAL GOVERNMENTS TRUST Total:	**372,417.93**

Insurance Premium Renewals

Vendor: 4640 - UTAH RETIREMENT SYSTEMS

UTAH RETIREMENT SYSTEMS	07/02/2026	DFT0002638	TIER 2 DEFINED CONTRIBUTI...	01-000-220400	RETIREMENT CONTRIB PAYA...	1,357.76
UTAH RETIREMENT SYSTEMS	07/02/2026	DFT0002639	TIER 2 HYBRID CONTRIBUTI...	01-000-220400	RETIREMENT CONTRIB PAYA...	18,148.20
UTAH RETIREMENT SYSTEMS	07/02/2026	DFT0002640	457 CONTRIBUTION AMOUNT	01-000-220400	RETIREMENT CONTRIB PAYA...	250.00
UTAH RETIREMENT SYSTEMS	07/02/2026	DFT0002641	457 CONTRIB - BOARD	01-000-220400	RETIREMENT CONTRIB PAYA...	102.30
UTAH RETIREMENT SYSTEMS	07/02/2026	DFT0002642	457 CONTRIB - TIER 2	01-000-220400	RETIREMENT CONTRIB PAYA...	102.30
UTAH RETIREMENT SYSTEMS	07/02/2026	DFT0002645	401(K) $ TIER 2 EMP CONTRIB	01-000-220400	RETIREMENT CONTRIB PAYA...	25.00
UTAH RETIREMENT SYSTEMS	07/02/2026	DFT0002646	401(K) CONTRIB - BOARD	01-000-220400	RETIREMENT CONTRIB PAYA...	102.30
UTAH RETIREMENT SYSTEMS	07/02/2026	DFT0002647	401(K) % CONTRIBUTION A...	01-000-220400	RETIREMENT CONTRIB PAYA...	149.60
UTAH RETIREMENT SYSTEMS	07/02/2026	DFT0002650	TIER 2 DC 401K	01-000-220400	RETIREMENT CONTRIB PAYA...	3,299.92
UTAH RETIREMENT SYSTEMS	07/02/2026	DFT0002655	401(K) LOAN PAYMENT	01-000-220400	RETIREMENT CONTRIB PAYA...	140.06
UTAH RETIREMENT SYSTEMS	07/02/2026	DFT0002656	TIER 2 ROTH IRA CONTRIB A...	01-000-220400	RETIREMENT CONTRIB PAYA...	645.00
UTAH RETIREMENT SYSTEMS	07/02/2026	DFT0002657	ROTH IRA CONTRIBUTION A...	01-000-220400	RETIREMENT CONTRIB PAYA...	555.00
UTAH RETIREMENT SYSTEMS	07/02/2026	DFT0002658	TIER 2 - 457 CONTRIB	01-000-220400	RETIREMENT CONTRIB PAYA...	30.00
UTAH RETIREMENT SYSTEMS	07/02/2026	DFT0002659	UT STATE RET CONTRIBUTION	01-000-220400	RETIREMENT CONTRIB PAYA...	16,938.40
UTAH RETIREMENT SYSTEMS	07/02/2026	DFT0002660	ROTH 457 CONTRIBUTIONS	01-000-220400	RETIREMENT CONTRIB PAYA...	70.00
UTAH RETIREMENT SYSTEMS	07/16/2026	DFT0002665	TIER 2 DEFINED CONTRIBUTI...	01-000-220400	RETIREMENT CONTRIB PAYA...	1,303.59
UTAH RETIREMENT SYSTEMS	07/16/2026	DFT0002666	TIER 2 HYBRID CONTRIBUTI...	01-000-220400	RETIREMENT CONTRIB PAYA...	19,104.92
UTAH RETIREMENT SYSTEMS	07/16/2026	DFT0002667	457 CONTRIBUTION AMOUNT	01-000-220400	RETIREMENT CONTRIB PAYA...	250.00
UTAH RETIREMENT SYSTEMS	07/16/2026	DFT0002670	401(K) $ TIER 2 EMP CONTRIB	01-000-220400	RETIREMENT CONTRIB PAYA...	25.00
UTAH RETIREMENT SYSTEMS	07/16/2026	DFT0002671	401(K) % CONTRIBUTION A...	01-000-220400	RETIREMENT CONTRIB PAYA...	120.78
UTAH RETIREMENT SYSTEMS	07/16/2026	DFT0002674	TIER 2 DC 401K	01-000-220400	RETIREMENT CONTRIB PAYA...	3,170.63
UTAH RETIREMENT SYSTEMS	07/16/2026	DFT0002679	401(K) LOAN PAYMENT	01-000-220400	RETIREMENT CONTRIB PAYA...	140.06
UTAH RETIREMENT SYSTEMS	07/16/2026	DFT0002680	TIER 2 ROTH IRA CONTRIB A...	01-000-220400	RETIREMENT CONTRIB PAYA...	645.00
UTAH RETIREMENT SYSTEMS	07/16/2026	DFT0002681	ROTH IRA CONTRIBUTION A...	01-000-220400	RETIREMENT CONTRIB PAYA...	555.00
UTAH RETIREMENT SYSTEMS	07/16/2026	DFT0002682	TIER 2 - 457 CONTRIB	01-000-220400	RETIREMENT CONTRIB PAYA...	30.00
UTAH RETIREMENT SYSTEMS	07/16/2026	DFT0002683	UT STATE RET CONTRIBUTION	01-000-220400	RETIREMENT CONTRIB PAYA...	16,530.27
UTAH RETIREMENT SYSTEMS	07/16/2026	DFT0002684	ROTH 457 CONTRIBUTIONS	01-000-220400	RETIREMENT CONTRIB PAYA...	70.00
UTAH RETIREMENT SYSTEMS	07/30/2026	DFT0002693	TIER 2 DEFINED CONTRIBUTI...	01-000-220400	RETIREMENT CONTRIB PAYA...	997.89
UTAH RETIREMENT SYSTEMS	07/30/2026	DFT0002694	TIER 2 HYBRID CONTRIBUTI...	01-000-220400	RETIREMENT CONTRIB PAYA...	17,363.92
UTAH RETIREMENT SYSTEMS	07/30/2026	DFT0002695	457 CONTRIBUTION AMOUNT	01-000-220400	RETIREMENT CONTRIB PAYA...	250.00
UTAH RETIREMENT SYSTEMS	07/30/2026	DFT0002698	401(K) $ TIER 2 EMP CONTRIB	01-000-220400	RETIREMENT CONTRIB PAYA...	25.00
UTAH RETIREMENT SYSTEMS	07/30/2026	DFT0002699	401(K) % CONTRIBUTION A...	01-000-220400	RETIREMENT CONTRIB PAYA...	120.84
UTAH RETIREMENT SYSTEMS	07/30/2026	DFT0002702	TIER 2 DC 401K	01-000-220400	RETIREMENT CONTRIB PAYA...	3,198.05
UTAH RETIREMENT SYSTEMS	07/30/2026	DFT0002707	401(K) LOAN PAYMENT	01-000-220400	RETIREMENT CONTRIB PAYA...	140.06
UTAH RETIREMENT SYSTEMS	07/30/2026	DFT0002708	TIER 2 ROTH IRA CONTRIB A...	01-000-220400	RETIREMENT CONTRIB PAYA...	645.00
UTAH RETIREMENT SYSTEMS	07/30/2026	DFT0002709	ROTH IRA CONTRIBUTION A...	01-000-220400	RETIREMENT CONTRIB PAYA...	555.00
UTAH RETIREMENT SYSTEMS	07/30/2026	DFT0002710	TIER 2 - 457 CONTRIB	01-000-220400	RETIREMENT CONTRIB PAYA...	75.00
UTAH RETIREMENT SYSTEMS	07/30/2026	DFT0002711	UT STATE RET CONTRIBUTION	01-000-220400	RETIREMENT CONTRIB PAYA...	15,281.16

Vendor Name	Payment Date	Payment Number	Description (Item)	Account Number	Account Name	Amount
UTAH RETIREMENT SYSTEMS	07/30/2026	DFT0002712	ROTH 457 CONTRIBUTIONS	01-000-220400	RETIREMENT CONTRIB PAYA...	75.00
					Vendor 4640 - UTAH RETIREMENT SYSTEMS Total:	**122,588.01**
Vendor: 4650 - UTAH STATE TAX COMMISSION						
UTAH STATE TAX COMMISSI...	07/01/2026	131684	STATE WITHHOLDING	01-000-230200	STATE W/H PAYABLE	11,092.52
UTAH STATE TAX COMMISSI...	07/01/2026	131684	STATE WITHHOLDING	01-000-230200	STATE W/H PAYABLE	10,531.39
					Vendor 4650 - UTAH STATE TAX COMMISSION Total:	**21,623.91**
Vendor: 4693 - UTOPIA						
UTOPIA	07/16/2026	131755	JUL 2026 FIBER OPTICS	01-360-510470	TELEPHONE	2,422.00
					Vendor 4693 - UTOPIA Total:	**2,422.00**
Vendor: 4704 - VERIZON WIRELESS						
VERIZON WIRELESS	07/16/2026	DFT0002691	JUN 2026 WIRELESS SERVICES	01-360-510470	TELEPHONE	954.63
					Vendor 4704 - VERIZON WIRELESS Total:	**954.63**
Vendor: 5178 - VOYA RETIREMENT INSURANCE AND ANNUITY COMPANY						
VOYA RETIREMENT INSURAN...	07/02/2026	DFT0002643	401(K) CONTRIBUTIONS	01-000-220400	RETIREMENT CONTRIB PAYA...	180.00
VOYA RETIREMENT INSURAN...	07/02/2026	DFT0002644	401(K) CONTRIBUTIONS	01-000-220400	RETIREMENT CONTRIB PAYA...	33,768.03
VOYA RETIREMENT INSURAN...	07/02/2026	DFT0002648	ROTH 401(K) CONTRIBUTIONS	01-000-220400	RETIREMENT CONTRIB PAYA...	130.00
VOYA RETIREMENT INSURAN...	07/02/2026	DFT0002649	ROTH 401(K) CONTRIBUTIONS	01-000-220400	RETIREMENT CONTRIB PAYA...	3,042.45
VOYA RETIREMENT INSURAN...	07/02/2026	DFT0002652	401(K) LOAN PAYMENT	01-000-220400	RETIREMENT CONTRIB PAYA...	544.93
VOYA RETIREMENT INSURAN...	07/02/2026	DFT0002653	401(K) LOAN PAYMENT	01-000-220400	RETIREMENT CONTRIB PAYA...	201.55
VOYA RETIREMENT INSURAN...	07/02/2026	DFT0002654	401(K) LOAN PAYMENT	01-000-220400	RETIREMENT CONTRIB PAYA...	1,610.71
VOYA RETIREMENT INSURAN...	07/16/2026	DFT0002668	401(K) CONTRIBUTIONS	01-000-220400	RETIREMENT CONTRIB PAYA...	180.00
VOYA RETIREMENT INSURAN...	07/16/2026	DFT0002669	401(K) CONTRIBUTIONS	01-000-220400	RETIREMENT CONTRIB PAYA...	34,161.01
VOYA RETIREMENT INSURAN...	07/16/2026	DFT0002672	ROTH 401(K) CONTRIBUTIONS	01-000-220400	RETIREMENT CONTRIB PAYA...	130.00
VOYA RETIREMENT INSURAN...	07/16/2026	DFT0002673	ROTH 401(K) CONTRIBUTIONS	01-000-220400	RETIREMENT CONTRIB PAYA...	3,215.17
VOYA RETIREMENT INSURAN...	07/16/2026	DFT0002676	401(K) LOAN PAYMENT	01-000-220400	RETIREMENT CONTRIB PAYA...	544.93
VOYA RETIREMENT INSURAN...	07/16/2026	DFT0002677	401(K) LOAN PAYMENT	01-000-220400	RETIREMENT CONTRIB PAYA...	201.55
VOYA RETIREMENT INSURAN...	07/16/2026	DFT0002678	401(K) LOAN PAYMENT	01-000-220400	RETIREMENT CONTRIB PAYA...	1,610.71
VOYA RETIREMENT INSURAN...	07/30/2026	DFT0002696	401(K) CONTRIBUTIONS	01-000-220400	RETIREMENT CONTRIB PAYA...	180.00
VOYA RETIREMENT INSURAN...	07/30/2026	DFT0002697	401(K) CONTRIBUTIONS	01-000-220400	RETIREMENT CONTRIB PAYA...	33,961.81
VOYA RETIREMENT INSURAN...	07/30/2026	DFT0002700	ROTH 401(K) CONTRIBUTIONS	01-000-220400	RETIREMENT CONTRIB PAYA...	130.00
VOYA RETIREMENT INSURAN...	07/30/2026	DFT0002701	ROTH 401(K) CONTRIBUTIONS	01-000-220400	RETIREMENT CONTRIB PAYA...	3,091.49
VOYA RETIREMENT INSURAN...	07/30/2026	DFT0002704	401(K) LOAN PAYMENT	01-000-220400	RETIREMENT CONTRIB PAYA...	544.93
VOYA RETIREMENT INSURAN...	07/30/2026	DFT0002705	401(K) LOAN PAYMENT	01-000-220400	RETIREMENT CONTRIB PAYA...	201.55
VOYA RETIREMENT INSURAN...	07/30/2026	DFT0002706	401(K) LOAN PAYMENT	01-000-220400	RETIREMENT CONTRIB PAYA...	1,610.71
					Vendor 5178 - VOYA RETIREMENT INSURANCE AND ANNUITY COMPANY Total:	**119,241.53**
Vendor: 4880 - WEST VALLEY CITY						
WEST VALLEY CITY	07/16/2026	DFT0002692	JUN 2026 STRMWTR/ST LIGH...	01-110-510460	UTILITIES - MGMT	783.00
WEST VALLEY CITY	07/16/2026	DFT0002692	JUN 2026 STRMWTR/ST LIGH...	01-230-510460	UTILITIES - WTR	465.00
WEST VALLEY CITY	07/16/2026	DFT0002692	JUN 2026 STRMWTR/ST LIGH...	01-240-510460	UTILITIES - WW	200.10
					Vendor 4880 - WEST VALLEY CITY Total:	**1,448.10**
Vendor: 5070 - ZIONS FIRST NATIONAL BANK						
ZIONS FIRST NATIONAL BANK	07/16/2026	131756	'23B WTR & SWR BOND/2026..	01-000-115823	ZIONS TRUST - SERIES 2023B -..	-1,829.12

Vendor Name	Payment Date	Payment Number	Description (Item)	Account Number	Account Name	Amount
ZIONS FIRST NATIONAL BANK	07/16/2026	131756	'23B WTR & SWR BOND/2026..	01-000-250722	2023B BOND PAYABLE - BAN...	1,119,000.00
ZIONS FIRST NATIONAL BANK	07/16/2026	131756	'23B WTR & SWR BOND/2026..	01-110-510540	BANKING & BONDING EXPEN...	250.00
ZIONS FIRST NATIONAL BANK	07/16/2026	131756	'23B WTR & SWR BOND/2026..	01-110-510550	BOND INTEREST EXPENSE	527,236.75
ZIONS FIRST NATIONAL BANK	07/23/2026	131785	Series 2023B 2026 Trustee F...	01-110-510540	BANKING & BONDING EXPEN...	2,000.00
					Vendor 5070 - ZIONS FIRST NATIONAL BANK Total:	**1,646,657.63**
					Grand Total:	**7,778,060.44**

Series 2023B Bond Princ & Interest Payment

Report Summary

Fund Summary

Fund		Payment Amount
01 - GENERAL FUND		7,778,060.44
	Grand Total:	**7,778,060.44**

Account Summary

Account Number	Account Name	Payment Amount
01-000-115823	ZIONS TRUST - SERIES 20...	-1,829.12
01-000-210110	ACCOUNTS PAYABLE - R...	-71,639.21
01-000-210150	AMEX/MC PAYABLE	9,422.75
01-000-220400	RETIREMENT CONTRIB P...	241,829.54
01-000-220500	HEALTH INSURANCE PA...	174,660.34
01-000-220501	DENTAL INSURANCE CLA...	3,016.00
01-000-220610	LEGAL SHIELD PAYABLE	906.04
01-000-220710	EMPLOYEE ACCRUED SA...	104.93
01-000-220800	GARNISHMENT PAYABLE	1,799.05
01-000-220900	CAFETERIA PLAN PAYAB...	39,954.55
01-000-230100	FEDERAL W/H & MEDIC...	90,049.74
01-000-230200	STATE W/H PAYABLE	21,623.91
01-000-250722	2023B BOND PAYABLE - ...	1,119,000.00
01-105-510480	TRAINING & EDUCATION...	1,440.40
01-110-500130	HEALTH INSURANCE - M...	10,492.30
01-110-500170	LIFE/LTD/LTC INSURANC...	0.28
01-110-510430	GENERAL ADMINISTRAT...	2,566.35
01-110-510433	GENERAL ADMINISTRAT...	168.00
01-110-510450	GENERAL INSURANCE	372,417.93
01-110-510460	UTILITIES - MGMT	6,114.41
01-110-510480	TRAINING & EDUCATION...	2,850.58
01-110-510500	LEGAL EXPENSE	1,380.00
01-110-510520	PROFESSIONAL CONSULT..	13,160.90
01-110-510530	PUBLIC RELATIONS/CON...	51.03
01-110-510540	BANKING & BONDING E...	2,250.00
01-110-510550	BOND INTEREST EXPENSE	527,236.75
01-130-500130	HEALTH INSURANCE - C...	858.16
01-130-500170	LIFE/LTD/LTC INSURANC...	-200.91
01-130-510220	BUILDINGS & GROUNDS -..	3,452.42
01-130-510410	OFFICE SUPPLIES	690.44
01-130-510420	POSTAGE & MAILING	13,054.22
01-130-510434	GENERAL ADMINISTRAT...	463.18
01-140-520210	REPAIR SUPPLIES - METER	27,025.14
01-210-510490	SAFETY EXPENSE	1,965.69
01-220-500130	HEALTH INSURANCE - W...	26.44

Payroll Taxes and Emp Benefits $585,146.65

Series 2023B Bond Princ & Int $1,646,657.63

Account Summary

Account Number	Account Name	Payment Amount
01-220-500170	LIFE/LTD/LTC INSURANC...	62.20
01-220-510480	TRAINING & EDUCATION...	1,863.76
01-220-520210	REPAIR SUPPLIES - WTR ...	22,516.57
01-220-520240	TOOLS & SUPPLIES - WTR..	1,442.44
01-230-510460	UTILITIES - WTR	123,091.91
01-230-520210	REPAIR SUPPLIES - WTR...	8,602.60
01-230-520240	TOOLS & SUPPLIES - WTR..	1,454.21
01-231-530270	WATER TESTING FEES	6,498.29
01-240-510460	UTILITIES - WW	17,853.05
01-240-510480	TRAINING & EDUCATION...	1,508.40
01-240-520240	TOOLS & SUPPLIES - WW...	2,132.84
01-260-510230	VEHICLE FUEL - BLD/FLT...	24,252.32
01-260-510480	TRAINING & EDUCATION...	160.88
01-260-520210	REPAIR SUPPLIES - BLD/F...	5,938.36
01-260-520240	TOOLS & SUPPLIES - BLD...	430.21
01-330-520210	REPAIR SUPPLIES - BLUE ...	3.59
01-330-520240	TOOLS & SUPPLIES - BLU...	263.45
01-340-510480	TRAINING & EDUCATION...	1,429.72
01-340-510520	PROFESSIONAL CONSULT..	10,652.00
01-340-520920	INFRASTRUCTURE PURC...	2,243,164.09
01-350-500130	HEALTH INSURANCE - O...	-35.92
01-350-510434	GENERAL ADMINISTRAT...	427.20
01-350-510480	TRAINING & EDUCATION...	460.00
01-350-520210	REPAIR SUPPLIES - OPER...	5,434.77
01-350-530250	WATER SUPPLY EXPENSE	1,250,240.95
01-350-530260	WATER TREATMENT CH...	6,945.79
01-360-510220	BUILDINGS & GROUNDS -..	33,370.33
01-360-510440	COMPUTER SUPPLIES/E...	9,390.66
01-360-510470	TELEPHONE	4,817.24
01-400-580310	FACILITY OPERATION - C...	486,925.18
01-400-580320	PROJECT BETTERMENTS-...	170,930.00
01-400-580340	PRETREATMENT FIELD - ...	35,487.90
01-400-580350	LABORATORY - C.V.	29,504.48
01-400-580380	CVW DEBT SERVICE	654,478.74
	Grand Total:	**7,778,060.44**

Infrastructure $2,171,524.88

Jordan Valley Water

Central Valley Water $1,377,326.30

Project Account Summary

Project Account Key	Payment Amount
None	5,534,896.35
20ICONSTMGMT	474.75
23ICONSTMGMT	37,467.12

Project Account Summary

Project Account Key	Payment Amount
23ICONSTR	873,117.69
23LCONSTMGMT PH4	9,194.13
23LSCADA	5,572.99
25CGISCONTRACT	10,675.80
25GCONSTMGMT	44,375.50
25GCONSTRUCTION	168,050.25
25GEASEMENT	21,729.00
25GPI	8,310.00
25JCONSTMGMT	19,445.78
25JCONSTRUCTION	399,594.76
25JPI	3,063.63
25TCONSTMGMTAMEND	29,409.00
25TCONSTRUCTION	467,032.96
26ACONSTRUCTION	21,215.98
26BSCADAUPGRADES	10,009.66
26CHANNEL	102,545.09
26FCONSTRUCTION	2,880.00
26KCUSTUSEPORTAL	9,000.00
Grand Total:	**7,778,060.44**

		% of Total
Infrastructure	$ 2,171,524.88	28%
Series 2023B Bond Princ & Int	$ 1,646,657.63	21%
Central Valley Water	$ 1,377,326.30	18%
Jordan Valley Water	$ 1,250,240.95	16%
Payroll Taxes and Employee Benefits	$ 585,146.65	8%
Other	$ 747,164.03	9%

Granger-Hunter Improvement District

Bank Transaction Report

Transaction Detail

Issued Date Range: 07/01/2026 - 07/31/2026

Cleared Date Range: -

Issued Date	Number	Description	Module	Type	Amount
Bank Account: 01-000-110100 - CASH - GENERAL CHECKING					
07/02/2026	EFT0000128	Payroll EFT	Payroll	EFT	-204,570.08
07/16/2026	EFT0000129	Payroll EFT	Payroll	EFT	-204,113.96
07/30/2026	EFT0000130	Payroll EFT	Payroll	EFT	-198,005.07
				Bank Account 01-000-110100 Total: (3)	**-606,689.11**
				Report Total: (3)	**-606,689.11**

Granger-Hunter Improvement District

Bank Transaction Report

Transaction Detail

Issued Date Range: 07/01/2026 - 07/31/2026

Cleared Date Range: -

Issued Date	Number	Description	Module	Type	Amount
Bank Account: 01-000-110100 - CASH - GENERAL CHECKING					
07/08/2026	35895	Reverse Refund Check Wanda J Wright	Utility Billing	Check Reversal	104.98
07/09/2026	35898	Christina Tran	Utility Billing	Check	-184.73
07/09/2026	35899	Todd Robinson	Utility Billing	Check	-43.66
07/09/2026	35900	Aaron Mclain	Utility Billing	Check	-90.09
07/09/2026	35901	Gary L Campbell	Utility Billing	Check	-51.41
07/09/2026	35902	Brandy Strain	Utility Billing	Check	-193.80
07/09/2026	35903	Kristeen Phelps	Utility Billing	Check	-130.92
07/09/2026	35904	Alberto Islas Perez	Utility Billing	Check	-108.77
07/09/2026	35905	Virginia Rae Lavadie	Utility Billing	Check	-341.65
07/09/2026	35906	Mckeli Wesley	Utility Billing	Check	-266.64
07/09/2026	35907	Bill Eaves	Utility Billing	Check	-106.41
07/09/2026	35908	Lynn Rasmussen	Utility Billing	Check	-110.18
07/09/2026	35909	Damian Everardo Ponce	Utility Billing	Check	-93.79
07/09/2026	35910	Donovan D Williams	Utility Billing	Check	-69.11
07/09/2026	35911	Armando Zavala	Utility Billing	Check	-66.87
07/09/2026	35912	Palmer Family Trust	Utility Billing	Check	-180.00
07/09/2026	35913	A2 Custom Builders	Utility Billing	Check	-37.35
07/09/2026	35914	Willy Mabano	Utility Billing	Check	-115.69
07/09/2026	35915	York Renovation & Development LLC	Utility Billing	Check	-118.76
07/09/2026	35916	Cedar Brook Properties Funding 3 LLC	Utility Billing	Check	-148.67
07/09/2026	35917	Miguel G Santana	Utility Billing	Check	-110.84
07/13/2026	34576	Reverse Refund Check Jose Garcia	Utility Billing	Check Reversal	117.16
07/13/2026	34589	Reverse Refund Check Kenyo Aquino Ramos	Utility Billing	Check Reversal	35.61
07/13/2026	34602	Reverse Refund Check MG Livingstone LLC	Utility Billing	Check Reversal	18.42
07/13/2026	34605	Reverse Refund Check Iki Tonga	Utility Billing	Check Reversal	50.35
07/13/2026	34607	Reverse Refund Check Emily F Garcia Ramos	Utility Billing	Check Reversal	107.35
07/13/2026	35855	Reverse Refund Check Gretchen S. Taylor	Utility Billing	Check Reversal	175.00
07/14/2026	34628	Reverse Refund Check Maria Veronica Rodriguez	Utility Billing	Check Reversal	122.13
07/14/2026	34631	Reverse Refund Check Gaylen Fawson	Utility Billing	Check Reversal	28.43
07/14/2026	34633	Reverse Refund Check Jade Yumul	Utility Billing	Check Reversal	64.90
07/14/2026	34639	Reverse Refund Check Randal D McCleve Tr	Utility Billing	Check Reversal	149.07
07/14/2026	34656	Reverse Refund Check C. Michael Lawrence	Utility Billing	Check Reversal	75.97
07/14/2026	34658	Reverse Refund Check Aisea A Pilivi	Utility Billing	Check Reversal	46.58
07/14/2026	34661	Reverse Refund Check Brent Kenney	Utility Billing	Check Reversal	92.97
07/14/2026	34671	Reverse Refund Check Phil Brown	Utility Billing	Check Reversal	20.58
07/14/2026	34674	Reverse Refund Check Utah Fiduciaries LLC	Utility Billing	Check Reversal	147.08

Issued Date	Number	Description	Module	Type	Amount
07/14/2026	34677	Reverse Refund Check Audrey Clark	Utility Billing	Check Reversal	46.97
07/14/2026	34699	Reverse Refund Check Viola McGehee-Smith	Utility Billing	Check Reversal	251.62
07/14/2026	34782	Reverse Refund Check D A Dobson	Utility Billing	Check Reversal	102.82
07/14/2026	34795	Reverse Refund Check Kevin Barr	Utility Billing	Check Reversal	418.68
07/15/2026	35880	Reverse Refund Check Timothy G Lindsey	Utility Billing	Check Reversal	61.97
07/16/2026	35918	Weston Field LLC	Utility Billing	Check	-23.38
07/16/2026	35919	Gordafarin Ashkooh	Utility Billing	Check	-291.73
07/16/2026	35920	Marc Legendre	Utility Billing	Check	-141.10
07/16/2026	35921	Eric Gray	Utility Billing	Check	-64.05
07/16/2026	35922	Scott Morrill	Utility Billing	Check	-59.56
07/16/2026	35923	Jared Fordham	Utility Billing	Check	-425.28
07/16/2026	35924	Quick Fix Housing Relief LLC	Utility Billing	Check	-289.69
07/16/2026	35925	Ventnor Avenue LLC	Utility Billing	Check	-132.10
07/16/2026	35926	Matt Primm	Utility Billing	Check	-147.54
07/16/2026	35927	Travis Buxton	Utility Billing	Check	-371.38
07/16/2026	35928	John K De La Cruz	Utility Billing	Check	-103.73
07/16/2026	35929	Dena Marie Snider	Utility Billing	Check	-63.15
07/16/2026	35930	John Thacker	Utility Billing	Check	-140.72
07/16/2026	35931	Julia Ghersi	Utility Billing	Check	-16.51
07/16/2026	35932	Keith Gordon	Utility Billing	Check	-25.33
07/16/2026	35933	Tyler Johnson	Utility Billing	Check	-122.00
07/16/2026	35934	Trang Vu	Utility Billing	Check	-47.60
07/16/2026	35935	Creation Utah LLC	Utility Billing	Check	-169.42
07/16/2026	35936	Charles White	Utility Billing	Check	-173.90
07/16/2026	35937	Jorge Enrique Gonzalez	Utility Billing	Check	-52.06
07/16/2026	35938	Kenyo Aquino Ramos	Utility Billing	Check	-35.61
07/16/2026	35939	Viola McGehee-Smith	Utility Billing	Check	-251.62
07/16/2026	35940	D A Dobson	Utility Billing	Check	-102.82
07/16/2026	35941	Maria Veronica Rodriguez	Utility Billing	Check	-122.13
07/16/2026	35942	Gaylen Fawson	Utility Billing	Check	-28.43
07/16/2026	35943	Jade Yumul	Utility Billing	Check	-64.90
07/16/2026	35944	C. Michael Lawrence	Utility Billing	Check	-75.97
07/16/2026	35945	Aisea A Pilivi	Utility Billing	Check	-46.58
07/16/2026	35946	MG Livingstone LLC	Utility Billing	Check	-18.42
07/16/2026	35947	Phil Brown	Utility Billing	Check	-20.58
07/16/2026	35948	Iki Tonga	Utility Billing	Check	-50.35
07/16/2026	35949	Randal D McCleve Tr	Utility Billing	Check	-149.07
07/16/2026	35950	Emily F Garcia Ramos	Utility Billing	Check	-107.35
07/16/2026	35951	Kevin Barr	Utility Billing	Check	-418.68
07/16/2026	35952	S W Souvall Co.	Utility Billing	Check	-53.83
07/16/2026	35953	Utah Fiduciaries LLC	Utility Billing	Check	-147.08
07/16/2026	35954	Brent Kenney	Utility Billing	Check	-92.97
07/16/2026	35955	Jose Garcia	Utility Billing	Check	-117.16

Issued Date	Number	Description	Module	Type	Amount
07/16/2026	35956	Audrey Clark	Utility Billing	Check	-46.97
07/22/2026	34500	Reverse Refund Check Mac R Hyatt	Utility Billing	Check Reversal	156.86
07/22/2026	34712	Reverse Refund Check Brandy Perlac	Utility Billing	Check Reversal	6.22
07/22/2026	34713	Reverse Refund Check John Midgley	Utility Billing	Check Reversal	97.15
07/22/2026	34730	Reverse Refund Check Ruiz Home Group LLC	Utility Billing	Check Reversal	25.74
07/22/2026	34754	Reverse Refund Check Catamount Properties 2018 LLC	Utility Billing	Check Reversal	103.27
07/22/2026	34760	Reverse Refund Check Robert Godden	Utility Billing	Check Reversal	73.64
07/22/2026	34764	Reverse Refund Check Loan Nguyen	Utility Billing	Check Reversal	91.15
07/22/2026	34776	Reverse Refund Check Michael Hicks	Utility Billing	Check Reversal	33.15
07/22/2026	34779	Reverse Refund Check Sandy Tran	Utility Billing	Check Reversal	113.30
07/22/2026	34803	Reverse Refund Check Cody Hofhine	Utility Billing	Check Reversal	125.50
07/22/2026	34828	Reverse Refund Check Ruben De Leon	Utility Billing	Check Reversal	40.89
07/22/2026	34849	Reverse Refund Check Otoniel R Silva	Utility Billing	Check Reversal	21.78
07/22/2026	34852	Reverse Refund Check Benito Oliver Villegas	Utility Billing	Check Reversal	47.35
07/22/2026	34940	Reverse Refund Check Carol Bell	Utility Billing	Check Reversal	115.59
07/22/2026	34942	Reverse Refund Check Elizabeth Andersen	Utility Billing	Check Reversal	250.00
07/22/2026	34959	Reverse Refund Check Victor Leon	Utility Billing	Check Reversal	59.45
07/22/2026	34966	Reverse Refund Check Tyler Smith	Utility Billing	Check Reversal	131.18
07/22/2026	35957	Marco Trujillo	Utility Billing	Check	-146.01
07/22/2026	35958	Gretchen S. Taylor	Utility Billing	Check	-175.00
07/22/2026	35959	Smart Property Solutions LLC	Utility Billing	Check	-93.65
07/22/2026	35960	John Roundy	Utility Billing	Check	-154.47
07/22/2026	35961	Sohan Lal Atthi	Utility Billing	Check	-67.16
07/22/2026	35962	MV Home Solutions LLC	Utility Billing	Check	-91.89
07/22/2026	35963	Homeglow Solutions	Utility Billing	Check	-177.22
07/22/2026	35964	Rosa Diaz	Utility Billing	Check	-201.52
07/22/2026	35965	Nicholas Johnson	Utility Billing	Check	-94.86
07/22/2026	35966	Angelina Garcia	Utility Billing	Check	-49.70
07/22/2026	35967	Innocent Mwuhira	Utility Billing	Check	-56.74
07/22/2026	35968	Loan Nguyen	Utility Billing	Check	-91.15
07/22/2026	35969	Sandy Tran	Utility Billing	Check	-113.30
07/22/2026	35970	Otoniel R Silva	Utility Billing	Check	-21.78
07/22/2026	35971	Carol Bell	Utility Billing	Check	-115.59
07/22/2026	35972	Victor Leon	Utility Billing	Check	-59.45
07/22/2026	35973	Elizabeth Andersen	Utility Billing	Check	-250.00
07/22/2026	35974	Benito Oliver Villegas	Utility Billing	Check	-47.35
07/22/2026	35975	Cody Hofhine	Utility Billing	Check	-125.50
07/22/2026	35976	Catamount Properties 2018 LLC	Utility Billing	Check	-103.27
07/22/2026	35977	Mac R Hyatt	Utility Billing	Check	-156.86
07/22/2026	35978	Ruiz Home Group LLC	Utility Billing	Check	-25.74
07/22/2026	35979	Robert Godden	Utility Billing	Check	-73.64
07/22/2026	35980	Brandy Perlac	Utility Billing	Check	-6.22
07/22/2026	35981	Tyler Smith	Utility Billing	Check	-131.18

Issued Date	Number	Description	Module	Type	Amount
07/22/2026	35982	Ruben De Leon	Utility Billing	Check	-40.89
07/22/2026	35983	John Midgley	Utility Billing	Check	-97.15
07/22/2026	35984	Michael Hicks	Utility Billing	Check	-33.15
07/30/2026	35985	Chad Lambourne	Utility Billing	Check	-109.00
07/30/2026	35986	Frank Nageli	Utility Billing	Check	-218.41
07/30/2026	35987	Julio E Contreras	Utility Billing	Check	-53.02
07/30/2026	35988	Carol Ward	Utility Billing	Check	-80.00
07/30/2026	35989	Juvenal Perez	Utility Billing	Check	-550.00
07/30/2026	35990	Heidi Seidel	Utility Billing	Check	-216.06
07/30/2026	35991	Brian L Kingdon	Utility Billing	Check	-65.73
07/30/2026	35992	Benjamin Sencion	Utility Billing	Check	-61.52
07/30/2026	35993	Cynthia Williams	Utility Billing	Check	-246.31
07/30/2026	35994	David F Akins	Utility Billing	Check	-47.91
07/30/2026	35995	Diann Lynn Blair	Utility Billing	Check	-150.00
07/30/2026	35996	Jane R Landon	Utility Billing	Check	-106.77
07/30/2026	35997	Edmond Gustafson	Utility Billing	Check	-158.09
07/30/2026	35998	Morgan Smith	Utility Billing	Check	-415.96
07/30/2026	35999	Grant Bushman	Utility Billing	Check	-159.75
07/30/2026	36000	Miguel A Carrillo Herrera	Utility Billing	Check	-126.50
07/30/2026	36001	Sonia Ramirez	Utility Billing	Check	-129.16
07/30/2026	36002	Western Hydro Corp	Utility Billing	Check	-47.30
				Bank Account 01-000-110100 Total: (143)	**-9,391.16**
				Report Total: (143)	**-9,391.16**

GRANGER-HUNTER
IMPROVEMENT DISTRICT

ADMINISTRATIVE SERVICES UPDATE

Administrative Services

July Consumption Totals in Gallons	
Tower Recorded Water	1,054,511,879
Water Produced	1,066,242,800
Difference / Water Loss	-11,730,921/ 1%
Bill Total *(June-July 2025 Usage)*	1,081,606,847
Bill Total *(June-July 2026 Usage)*	940,783,760 / **13%** Less Water!

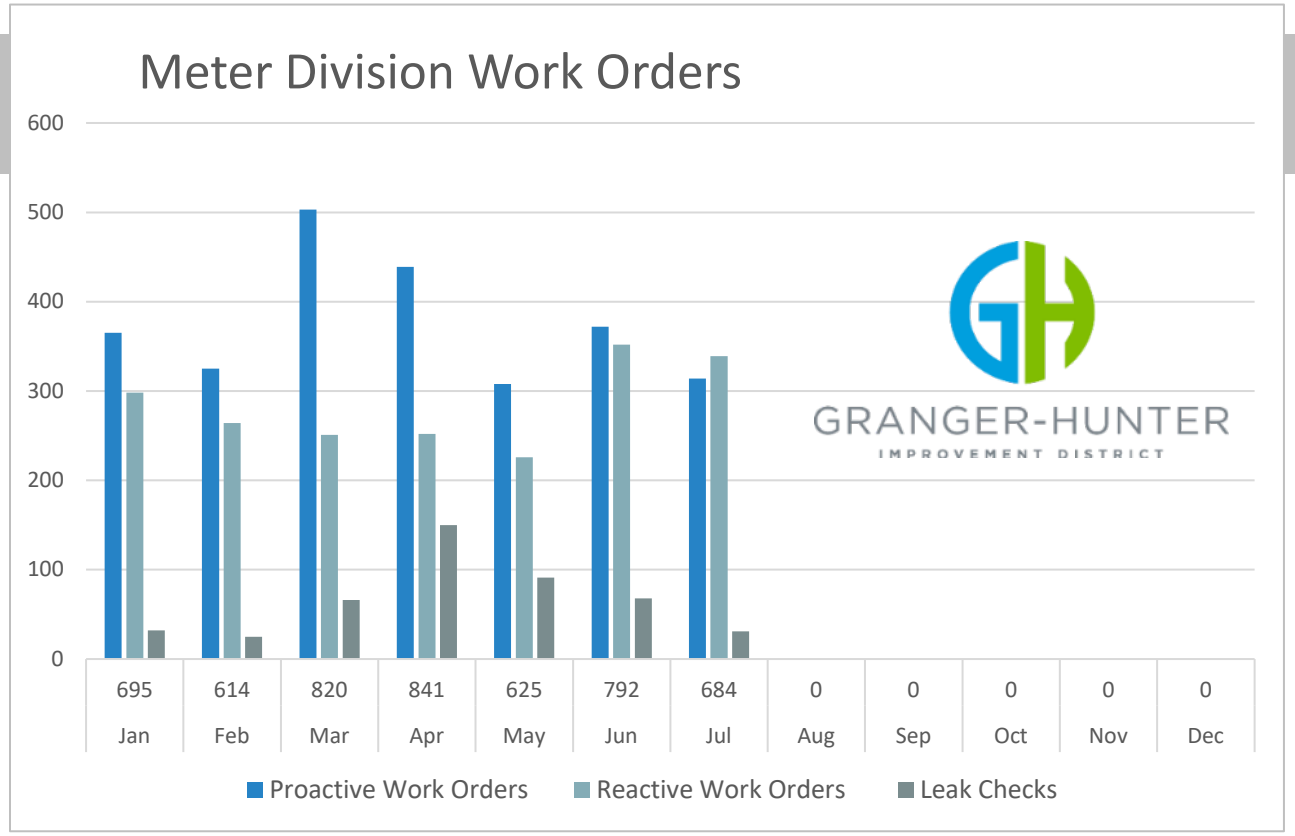

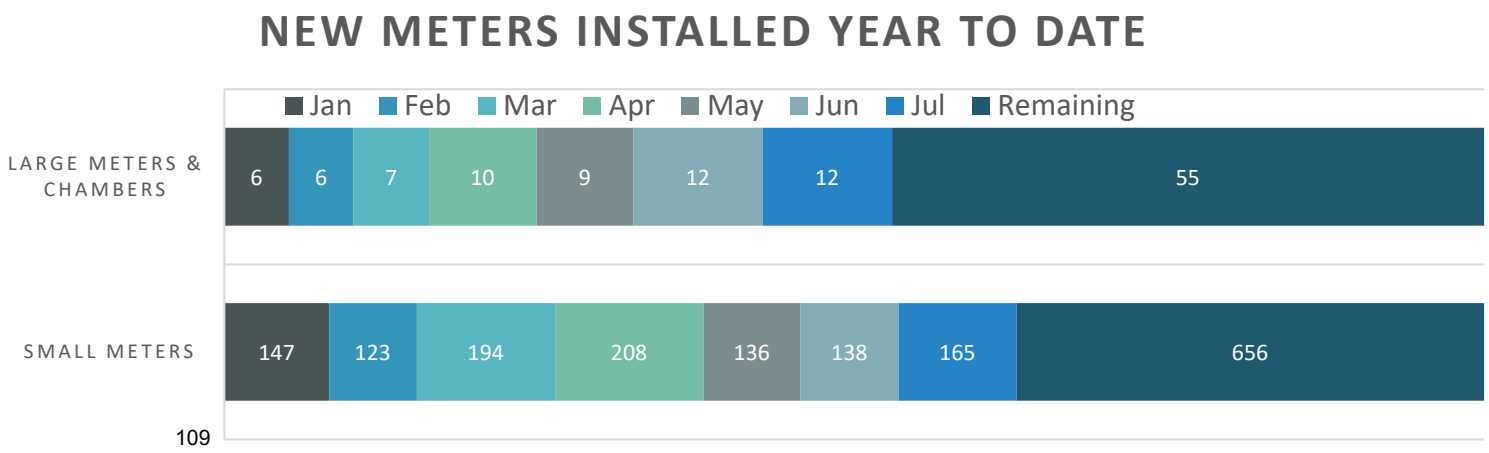

July Meter Division Results

684 work orders completed

- 314 proactive work orders, including:
  - 69 new move-in door notices
  - 73 stale meter investigation prior to reading
- 339 reactive work orders, including:
  - 78 checks for stopped meters
  - 107 delinquent door notices
- 31 Leak checks

GRANGER-HUNTER
IMPROVEMENT DISTRICT

WATER MAINTENANCE UPDATE

INFRASTRUCTURE

-Water Mains

5

Breaks in July

5

Service Leaks

Breaks by Material Type YTD

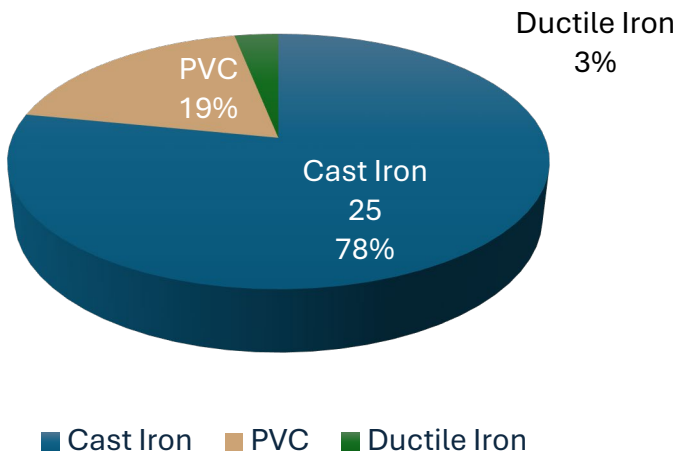

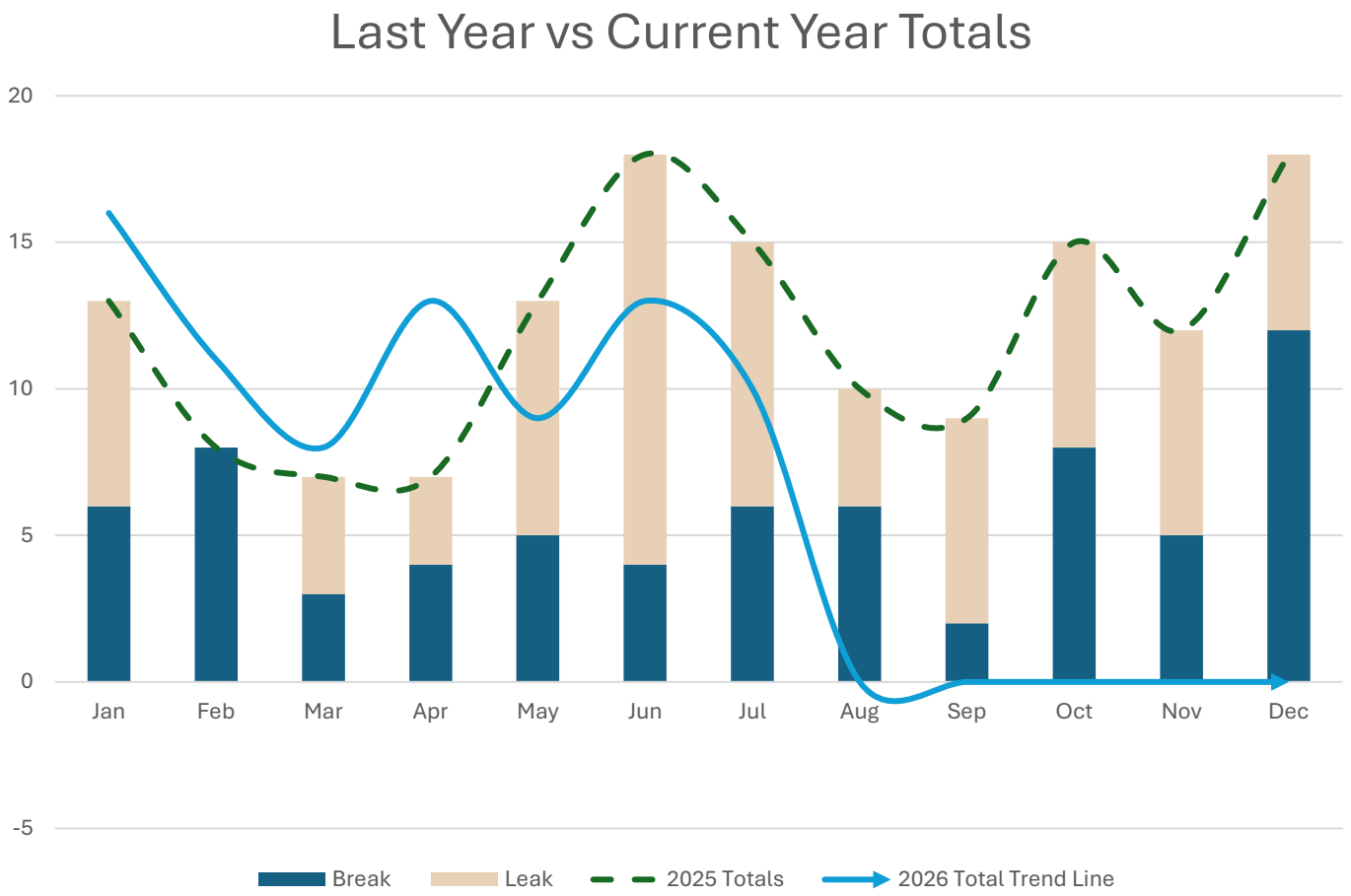

INFRASTRUCTURE

-Water Mains

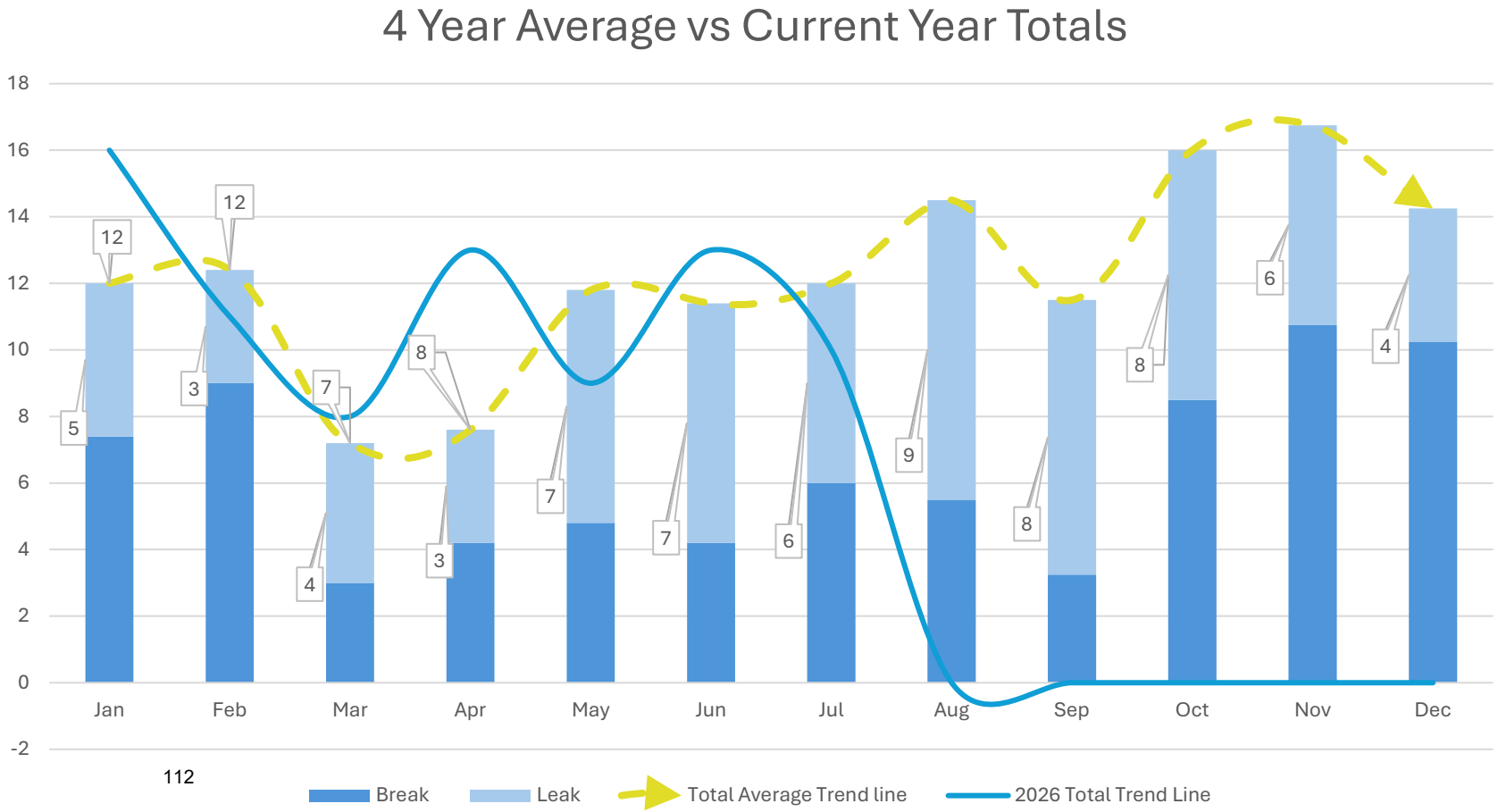

80

Total Ruptures YTD

-1.2%
From last year

10.3

Breaks /100 mi YTD

8.3
Benchmark median

INFRASTRUCTURE

-Scottsdale Waterline

- The Scottsdale Waterline Replacement Project is progressing steadily, with approximately **5,870 feet of pipe installed year-to-date** out of the total **7,400-foot project**, placing the overall project at approximately **79% complete**. The project has been strategically divided into five phases to allow crews to efficiently manage construction activities while maintaining system operations and customer service.

79%

Overall Completion
~5,870'installed

100%

Phase 1
(The Horseshoe)

70%

Phase 2
(Scottsdale Dr)

70%

Phase 3
(3240 S)

70%

Phase 4
(3200 S)

10%

Phase 5
(3280 S)

INFRASTRUCTURE

-Water Quality

Water Quality continues to focus on maintaining safe, reliable, and high-quality drinking water throughout the distribution system. Staff are actively performing routine water quality sampling, system flushing, chlorine residual monitoring, and bacteriological testing to ensure compliance with all state and federal drinking water standards.

63

Total Complaints

-425%

From last month

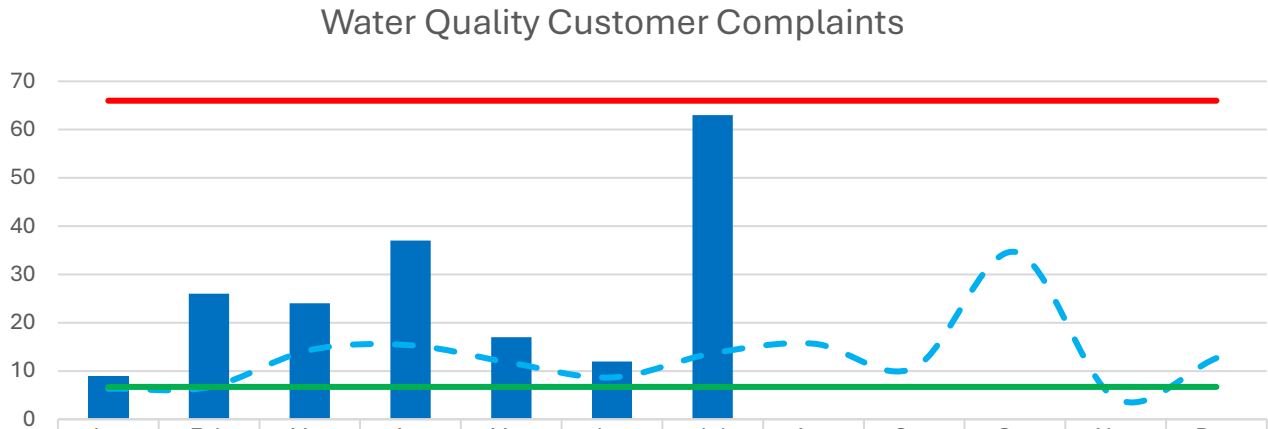

	Jan	Feb	Mar	Apr	May	Jun	Jul	Aug	Sep	Oct	Nov	Dec
Water Quality Complaints	9	26	24	37	17	12	63					
WQ 3-YR AVG.	6	7	14	15	12	9	14	16	11	35	4	13
25% AWWA Benchmark	7	7	7	7	7	7	7	7	7	7	7	7
75% AWWA Benchmark	66	66	66	66	66	66	66	66	66	66	66	66

INFRASTRUCTURE

-Water Quality

Free chlorine residuals throughout the distribution system remained within established operational targets during the reporting period, helping ensure continued disinfection protection and regulatory compliance. Routine monitoring and sampling confirmed that water quality standards were consistently maintained across the system. Staff continue to proactively monitor chlorine levels, water age, and system conditions to support safe, reliable drinking water and maintain high-quality service for our customers.

0.55

Free Chlorine mg/l

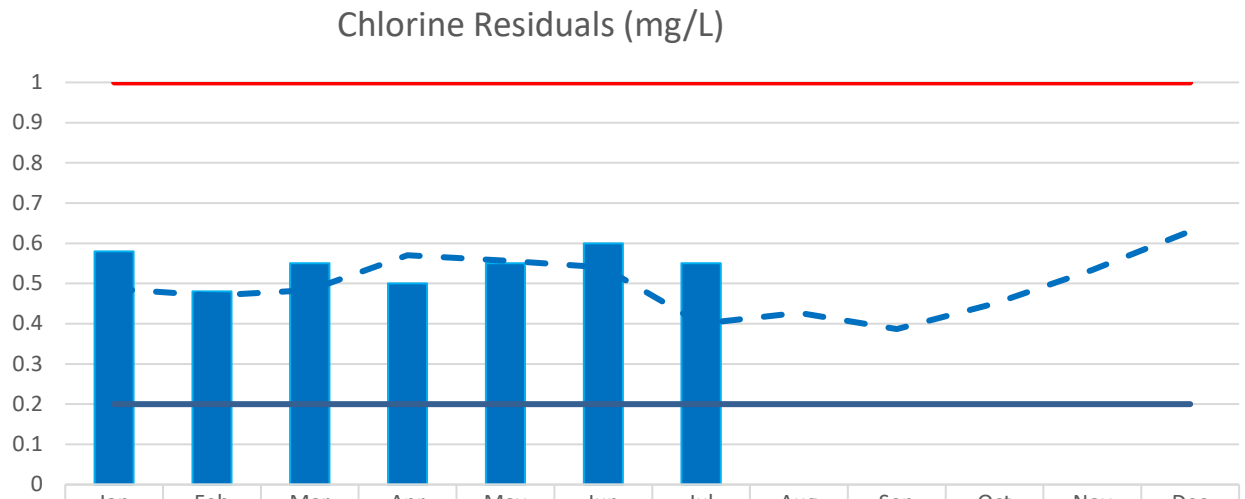

	Jan	Feb	Mar	Apr	May	Jun	Jul	Aug	Sep	Oct	Nov	Dec
Chlorine 2026	0.58	0.48	0.55	0.5	0.55	0.6	0.55					
Chlorine 3-yr Avg.	0.49	0.47	0.48	0.57	0.56	0.54	0.40	0.43	0.39	0.45	0.53	0.63
Chlorine Min.	0.2	0.2	0.2	0.2	0.2	0.2	0.2	0.2	0.2	0.2	0.2	0.2
Chlorine Max	1	1	1	1	1	1	1	1	1	1	1	1

INFRASTRUCTURE

-Hydrants

Granger-Hunter Improvement District owns and maintains 3,498 fire hydrant throughout the District. In July we completed maintenance on 6 hydrants. As part of the 26J fire hydrant replacement project we have installed **28** new hydrants YTD.

0

Hydrants out-of-service

58%

Hydrant Project Complete

3,185

YTD Hydrant Inspections

69

Open WO -Hydrants

91%

Completed WO - Hydrants

INFRASTRUCTURE

-Hydrants

To improve the longevity, appearance, and reliability of our fire protection infrastructure, the Water Systems Division has launched a new fire hydrant recoating initiative utilizing Tnemec Series 1028 coating systems. This proactive maintenance program is designed to restore aging hydrants, protect them from corrosion and environmental wear, and extend their overall service life

152

Hydrants painted

INFRASTRUCTURE

-Valves

Granger-Hunter Improvement District owns and maintains 10,032 valves throughout the District. We inspect all our valves once every 4 years.

35	2,274	91%
Completed Valve repairs	Completed inspections	Inspection Goal YTD

GRANGER-HUNTER
IMPROVEMENT DISTRICT

WASTEWATER MAINTENANCE UPDATE

Safety Update

29 Total Incidents	7 Minor Injury	3 Recordable Injury	0 Reportable Injury	7 PVI	1 Non-PVI	6 Equipment Incident

2026 Incidents by Month								
	Vehicle & Equipment			Injury				Other
Month	Equipment Damage	PVI	Non-PVI	Minor (**No Medical**)	First Aid Only	Recordable	Reportable	Near Miss
Jan	1	2	1	2	0	0	0	0
Feb	1	0	0	1	0	0	0	0
Mar	2	1	0	2	0	0	0	0
Apr	0	1	0	1	0	1	0	0
May	1	0	0	0	2	1	0	0
Jun	1	3	0	0	0	0	0	1
Jul	0	0	0	1	1	1	0	0
Aug								
Sep								
Oct								
Nov								
Dec								
Total:	**29**							

Restitution Year-To-Date

Decker Main Gate(Hit and Run): $3,127.00

Fire Hydrant (Hit and Run): $1,215.00

Fire Hydrant (Hit and Run): $9,851.25 – Pending WVC Courts

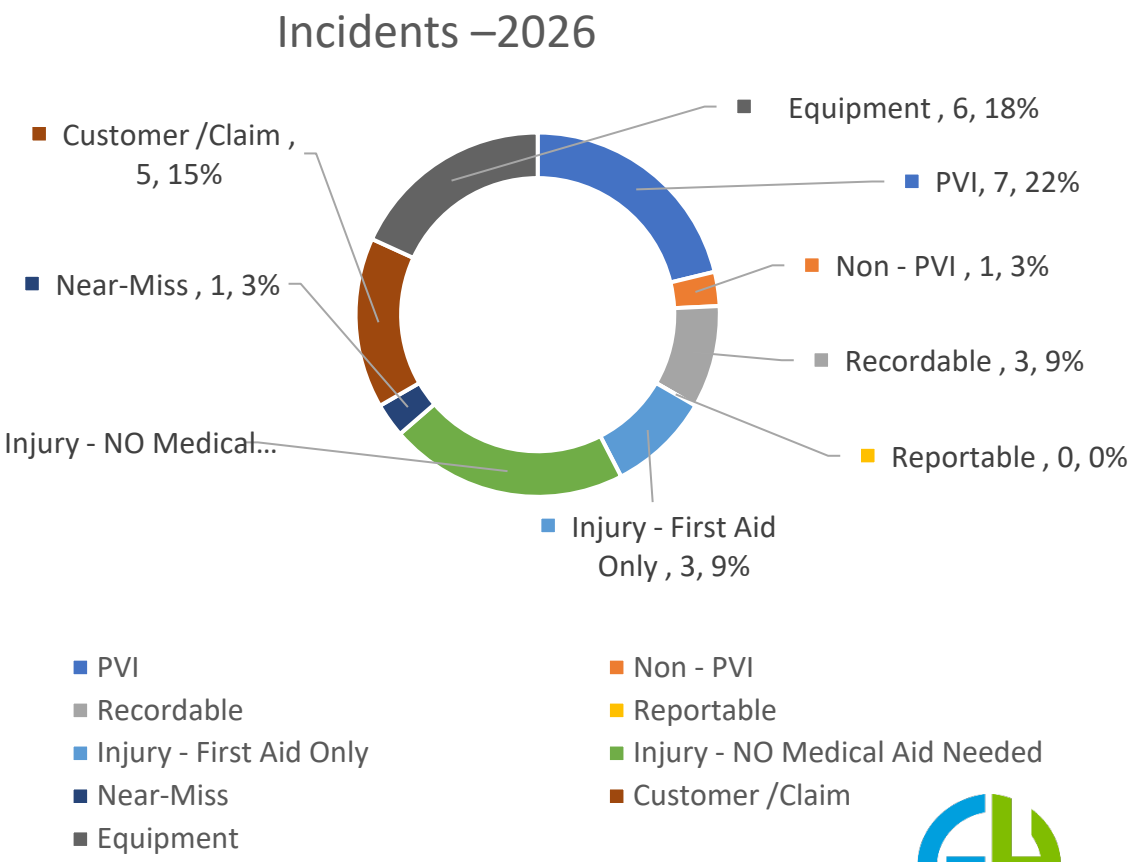

GRANGER-HUNTER
IMPROVEMENT DISTRICT

Safety Update

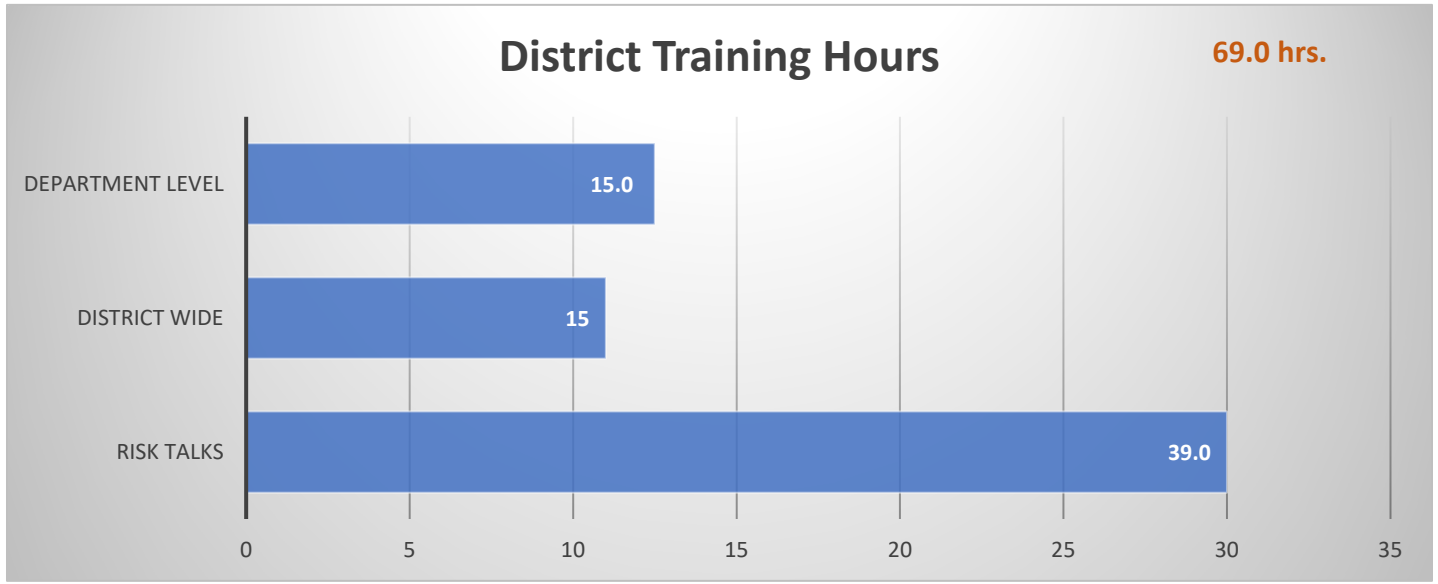

Cost Year-To-Date:

Equipment Damage:
$7,612.12

Non –Preventable Vehicle Incident:
$0.00

Preventable Vehicle Incident :
$5,485.20

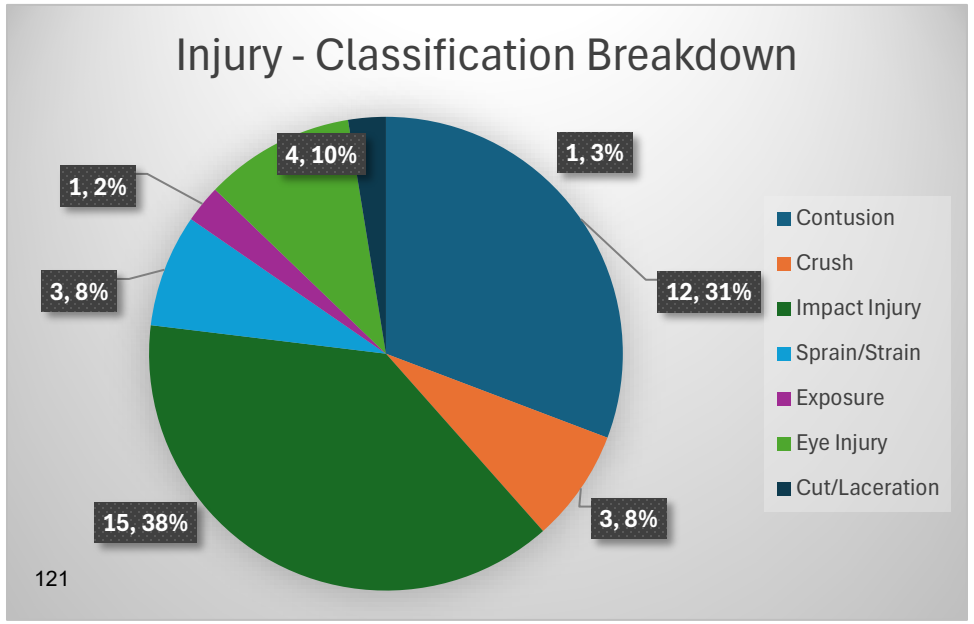

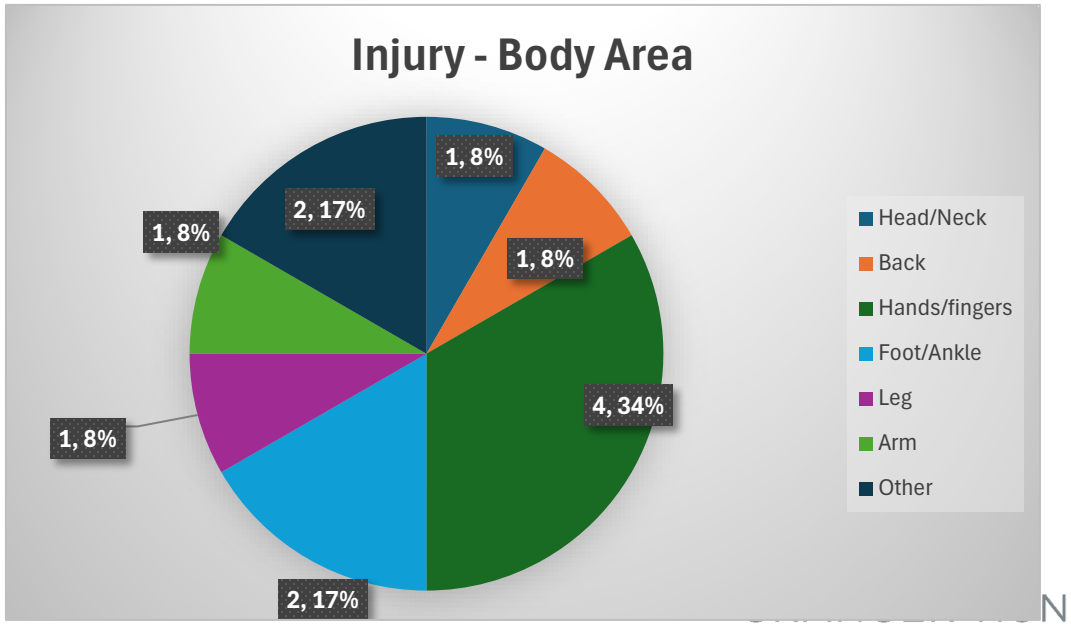

Wastewater Maintenance Update

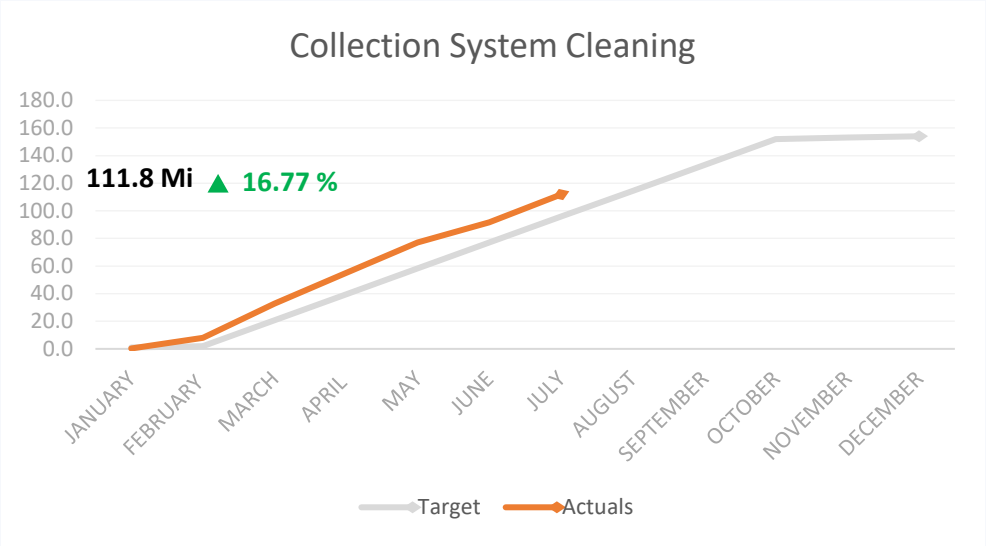

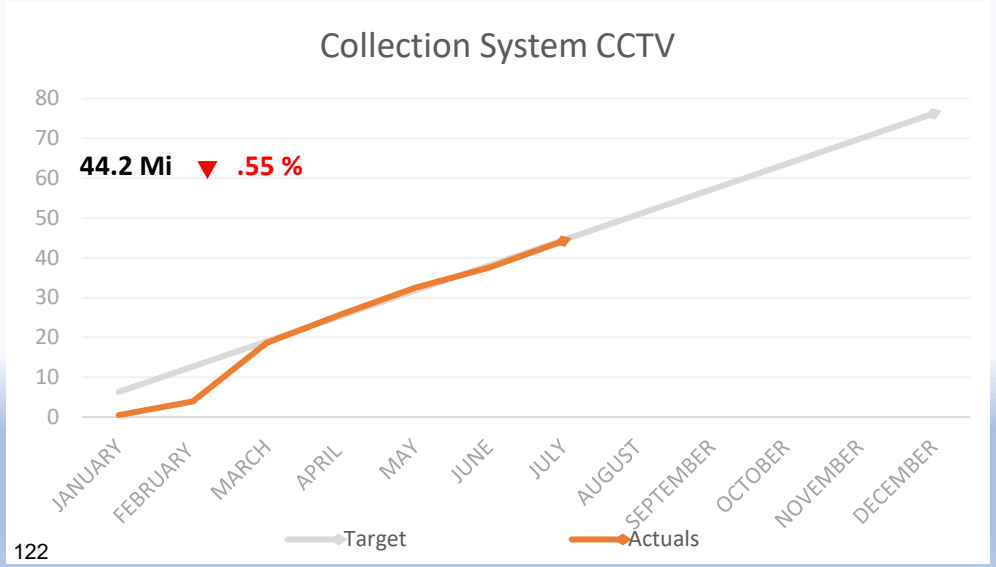

<u>2026 Data</u>:

- During the month of July, we focused solely on routine cleaning and CCTV inspections. We are on track for cleaning target and just below our CCTV target. Footage is still lower than we'd like on CCTV due to an employee being on light duty, equipment failures and also for performing lateral launch and locating for sewer connections for the water group's water line project.

GRANGER-HUNTER
IMPROVEMENT DISTRICT

Wastewater Maintenance Update

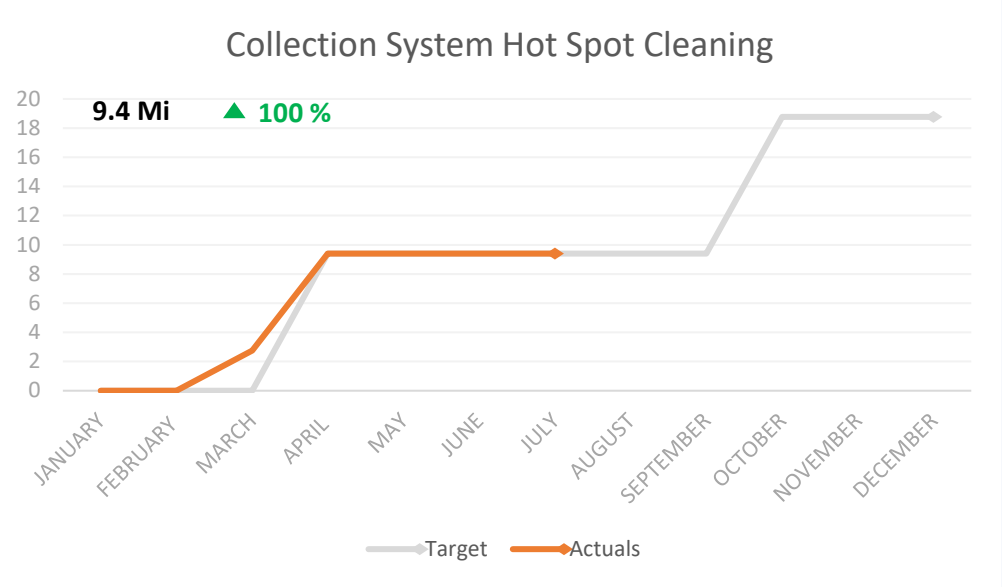

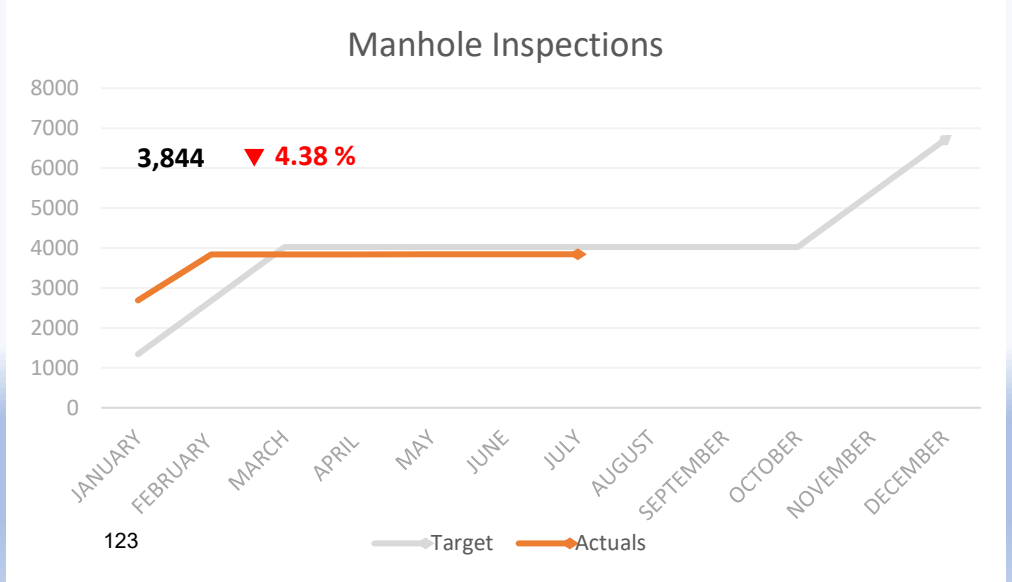

2026 Data:

- Hotspot Cleaning- Complete. Will clean again in October.
- Manhole Inspections- We are just below our target. This is not alarming. We remain confident that we will achieve our target before the end of the year.

GRANGER-HUNTER
IMPROVEMENT DISTRICT

Wastewater Maintenance Update

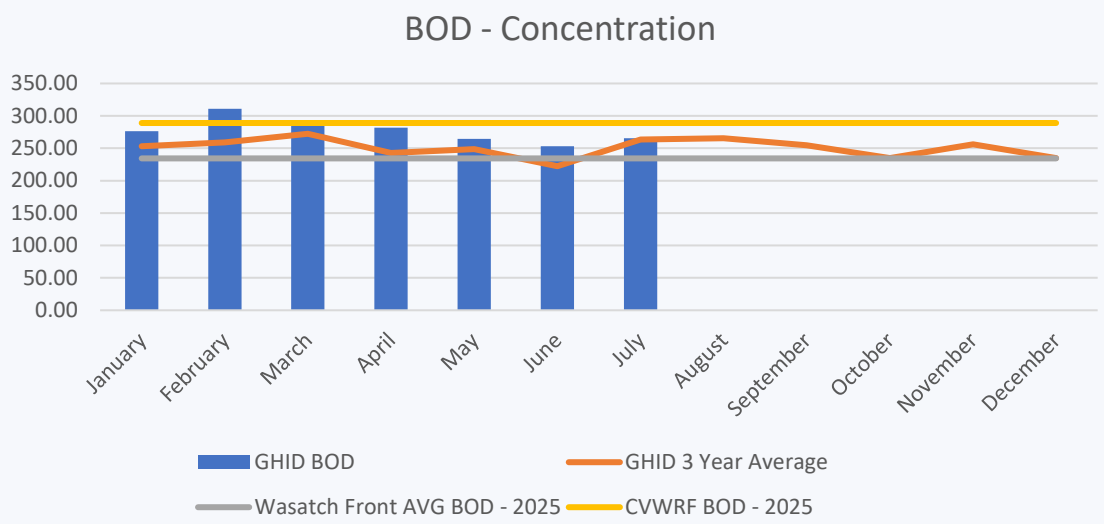

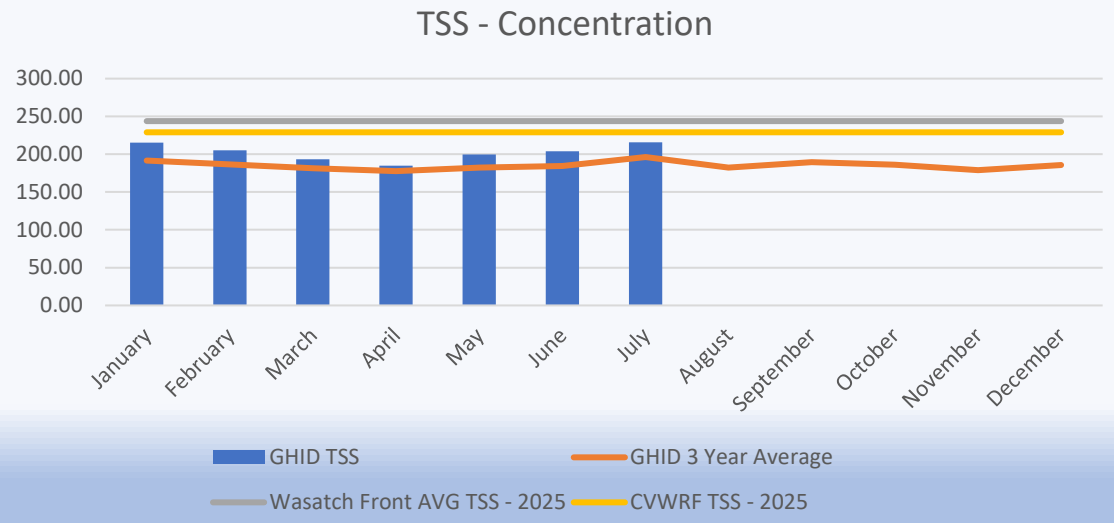

2026 Data:

- Biochemical Oxygen Demand (BOD) and Total Suspended Solids (TSS) are used to measure the overall strength of the sewer.
- The BOD/TSS numbers are an average of the results from a monthly sample.
- The Wasatch front AVG is an annual average of BOD/TSS levels from 2025 data collected from the following entities:
  - North Davis Sewer District
  - Timpanogos Special Service District
  - Snyderville Basin (East Canyon & Silver Creek)
  - Springville City

GRANGER-HUNTER
IMPROVEMENT DISTRICT

Wastewater Maintenance Update

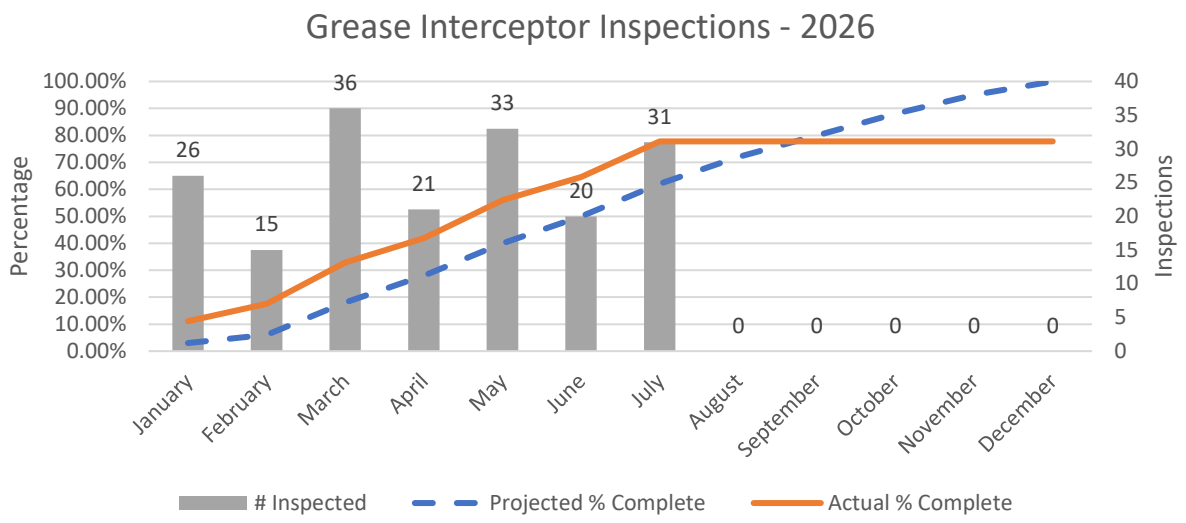

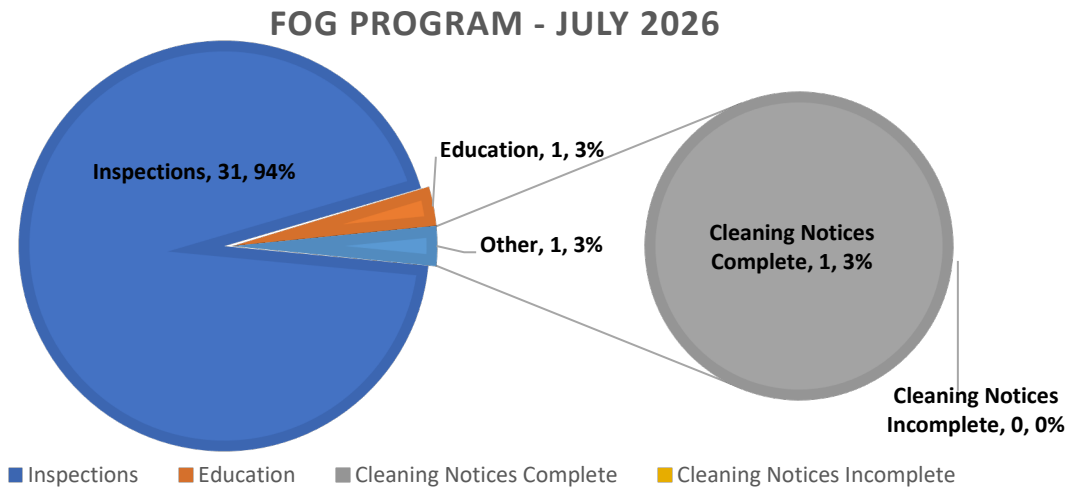

2026 Data:

- Thirty-One (31) interceptor and sampling manhole inspections were completed in July.
- Fats, Oil, Grease and Solids (FOGS) program performed in July:
  - One (1) education visits with customers
  - One (1) Cleaning Notices with one (1) of those notices being completed before the follow-up inspections.

GRANGER-HUNTER
IMPROVEMENT DISTRICT

Fleet Maintenance Update

52 Vehicles	29 Light Duty	12 Medium Duty	11 Heavy Duty	30 Trailers	14 Equipment

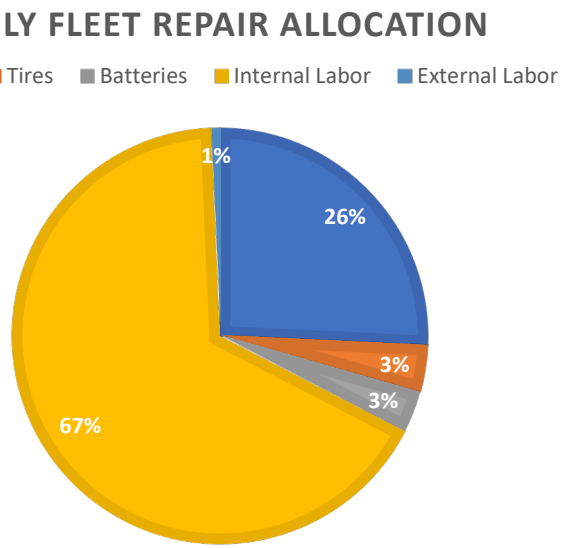

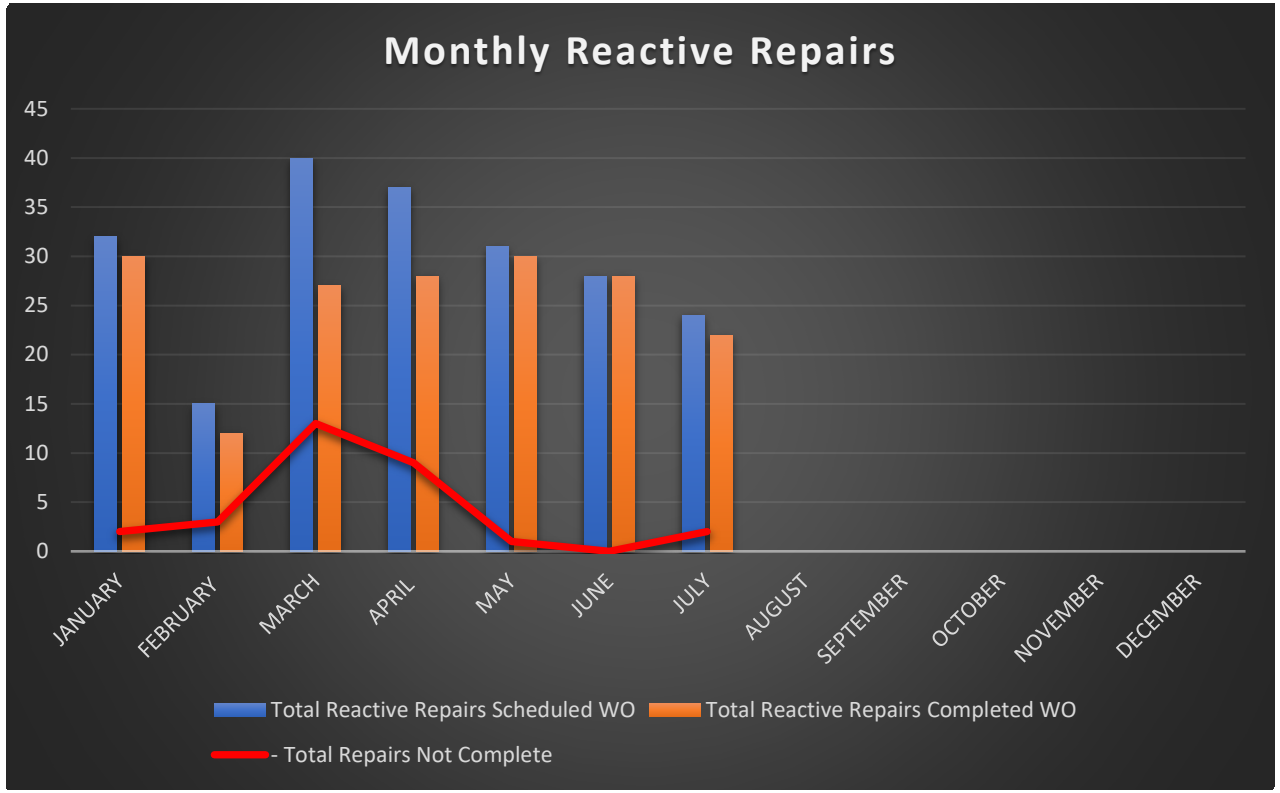

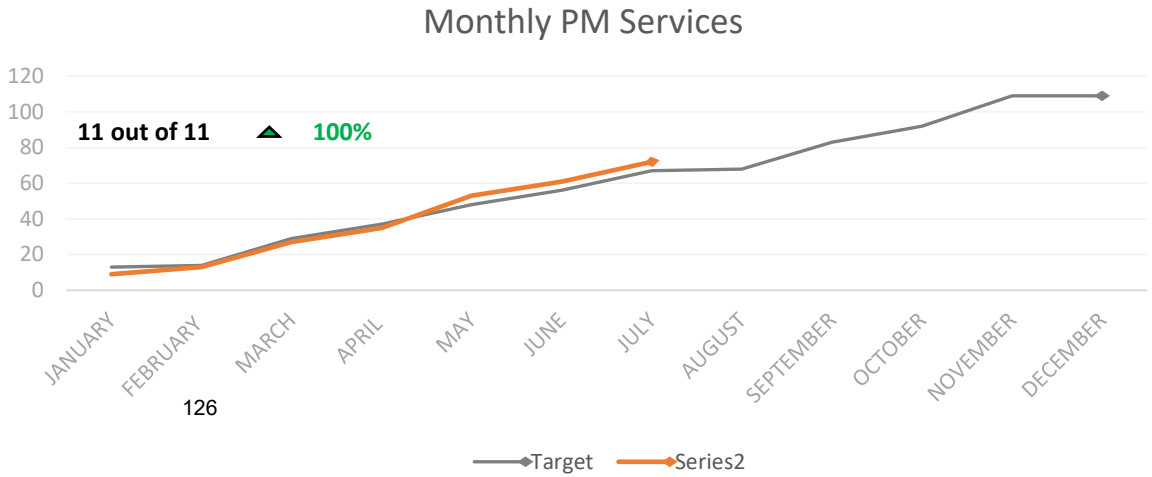

GRANGER-HUNTER
IMPROVEMENT DISTRICT

Fleet Maintenance Update

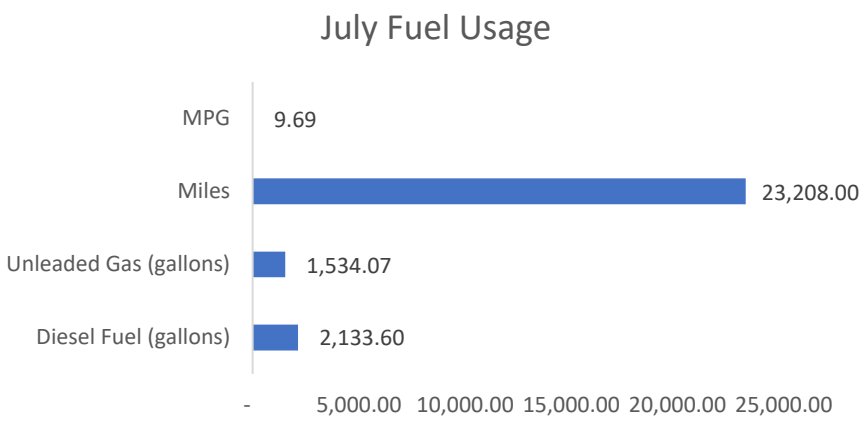

	Diesel Fuel (gallons)	Unleaded Gas (gallons)	Miles	MPG
Series1	2,133.60	1,534.07	23,208.00	9.69

Cost Yearly:

Maintenance:
$24,378.50

Repairs:
$69,452.63

Fuel:
$59,597.22

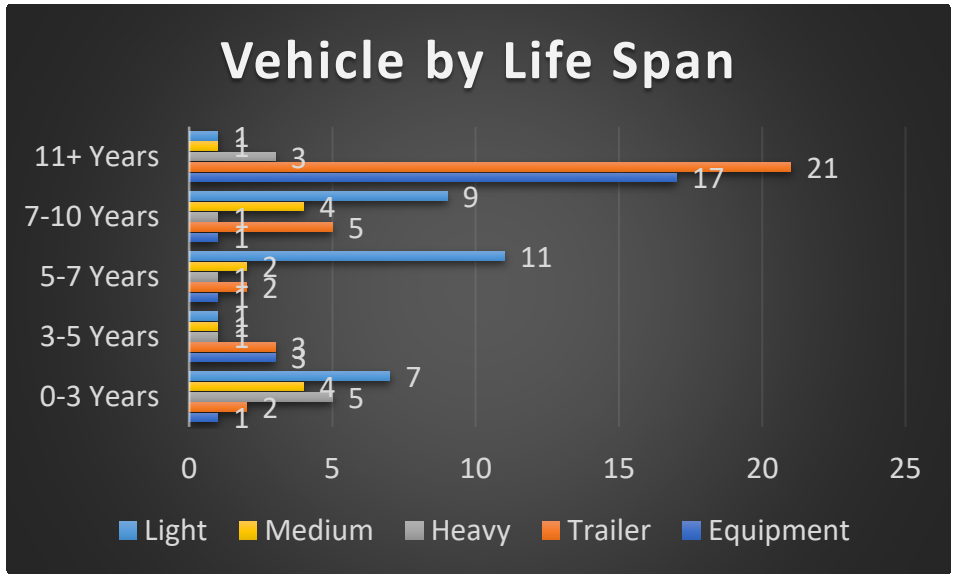

July Idle time
1138h ⬇ 28%

Total Idle Time

July Idle time %
43% ⬇ 11%

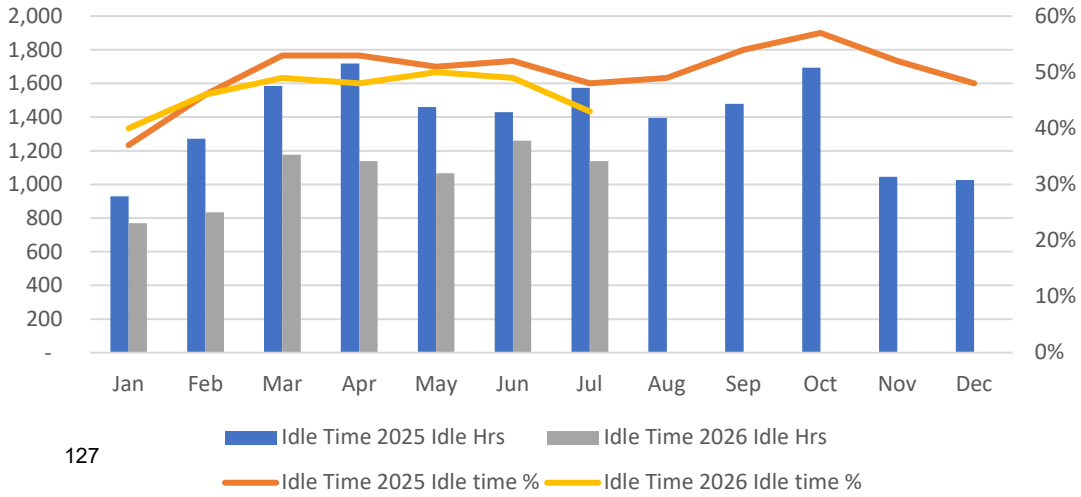

July Est. Cost
$3,848 ⬆ 6%

Idle Cost

July Fuel Wasted
849 gal ⬇ 2%

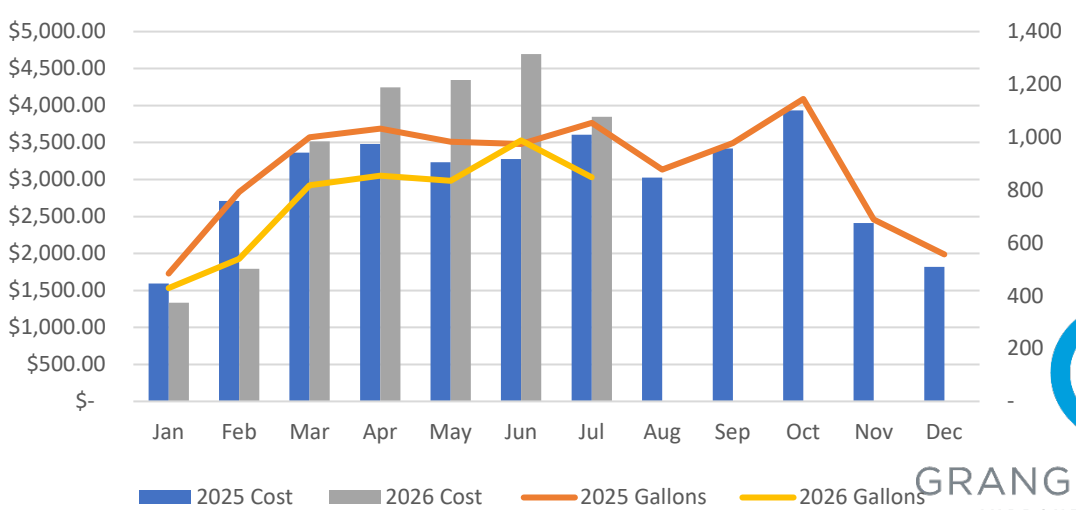

GRANGER-HUNTER
IMPROVEMENT DISTRICT

GRANGER-HUNTER
IMPROVEMENT DISTRICT

Operations Report

August 2026

2026 Water Production Totals

January - July 2026

Well Production To Date:	4,128.59	ac-ft	JVWCD Purchases To Date:	8,063.38	ac-ft	Total Production To Date:	12,191.97	ac-ft
Well Production Average:	2,515.81	ac-ft	JVWCD Purchases Average:	10,380.71	ac-ft	Total Production Average:	12,836.09	ac-ft
% of Average:	164%		% of Average:	78%		% of Average:	95%	

2026 Water Production

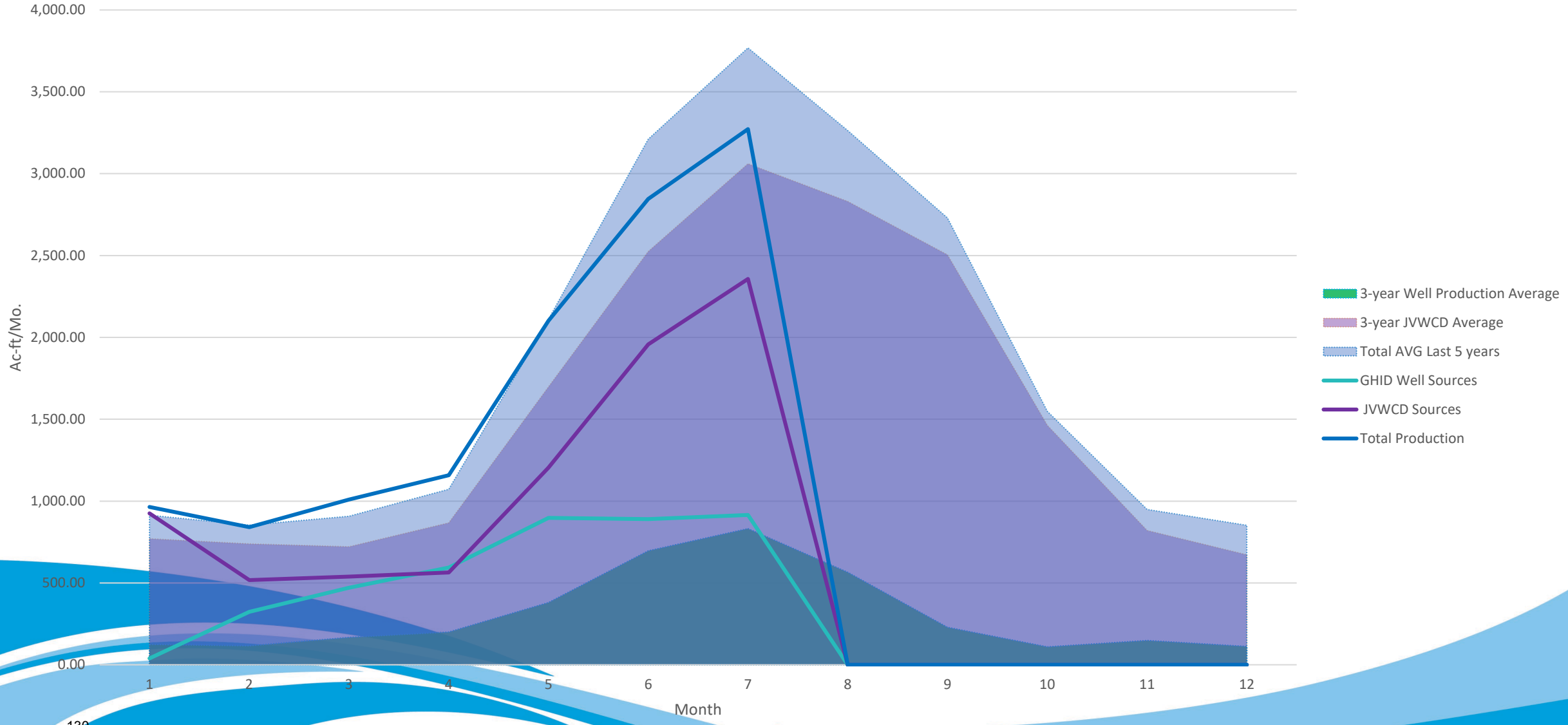

GRANGER-HUNTER
IMPROVEMENT DISTRICT

CAPITAL PROJECTS REPORT

August 2026 Board Meeting

GRANGER-HUNTER
IMPROVEMENT DISTRICT

CAPITAL PROJECTS

#	Task Name	Address / Location	Project Summary / Update	Assigned To	Start	Finish	% Complete
1	**23I: Anderson Water Treatment Plant**	**1629 W. 2320 S.**	**Iron/manganese removal facility for Wells No. 16 and 18**	**Zak Bedard**	**12/23/2024**	**10/8/2026**	**72%**
	23I: Anderson Water Treatment Plant Construction		Driveway install on-going, startup of process equipment being scheduled with manufacturers and SCADA integration.		12/23/2024	10/8/2026	72%
2	**23L: Watts Well No. 18 Drilling and Equipping**	**1002 W. 2320 S.**	**New Watts Well No. 18**	**Jeremy Gregory**	**4/25/2023**	**5/19/2027**	**78%**
	23L: Watts Well No. 18 Equipping Construction		Contractor is working on submittals		4/22/2026	5/19/2027	5%
3	**25A: Pleasant Valley WWPS Replacement**	**6158 W. 2920 S.**	**Replace Waste Water Pump Station**	**Jeremy Gregory**	**12/2/2024**	**11/8/2027**	**48%**
	25A: Pleasant Valley WWPS Construction		Contract documents are being reviewed		5/28/2026	11/8/2027	1%
4	**25D: Zone 1 Reservoir**	**6342 W. 4700 S.**	**Construct new 3 MG reservoir for Zone 1**	**Victor Narteh**	**1/1/2025**	**4/29/2027**	**11%**
	25D: Zone 1 Reservoir Design		Consultant working on project concepts and preliminary design report.		3/24/2025	4/29/2027	7%
5	**25H: East Rec & Decker North Improvements Project**	**1302 W. 3100 S. & 2650 Decker Blvd.**	**Recoat interior of dry well, line wet well, and install exhaust fan**	**Zak Bedard**	**5/5/2025**	**9/30/2026**	**55%**
	25H: East Rec & Decker North Improvements Construction		Repair work and liner in progress		9/23/2025	9/30/2026	37%
6	**25J: 5400 West Waterline Replacement**	**From 4100 S. to 4700 S.**	**Replace aging cast iron pipe.**	**Victor Narteh**	**3/19/2025**	**8/31/2026**	**98%**
	25J: 5400 West Waterline Replacement Construction		Mainline installation complete. PRV vault in progress.		3/2/2026	8/31/2026	95%

GRANGER-HUNTER
IMPROVEMENT DISTRICT

CAPITAL PROJECTS

#	Task Name	Address / Location	Project Summary / Update	Assigned To	Start	Finish	% Complete
7	**25L: 3600 West Waterline Replacement**	**From 2100 S. to 2700 S.**	**Replace 8" cast iron pipe**	**Zak Bedard**	**4/8/2025**	**7/26/2027**	**67%**
	25L: 3600 West Waterline Funding		EPA required notices to various federal agencies have been delivered for environmental review.		3/23/2026	10/1/2026	46%
8	**25T: Redwood Road / 1950 West Sewer Project**	**3500 S. / 1950 W. / Redwood Rd.**	**Install new 24-inch and 18-inch Sewer Line**	**Jeremy Gregory**	**11/4/2024**	**8/31/2026**	**96%**
	25T: Redwood Road / 1950 West Sewer Construction		Crews are nearly complete. They are raising sewer manholes to grade.		4/17/2025	8/31/2026	95%
9	**26B: SCADA Upgrades Phase 2**	**Various Locations**	**Hardware and software updates**	**Ryan Michaelsen**	**1/1/2026**	**12/31/2026**	**50%**
	26B: SCADA Upgrades 2026 Project		Full radio retirement, PLC replacement, fiber expansion, and access point build-out to be completed by year end.		1/1/2026	12/31/2026	50%
10	**26E: West Valley Cost Share Projects**	**Various Locations**		**Aaron Perry**	**1/1/2026**	**12/31/2026**	**50%**
	26E: West Valley Cost Share Projects Construction		GHID's portion of the 6800 West improvements is complete.		1/1/2026	12/31/2026	50%
11	**Small Projects**				**4/15/2025**	**12/31/2026**	**45%**
	Brighton Canal Easement (25X)	1300 W. 3100 S.	District staff met with Brighton Canal President. Currently weighing options.	**Todd Marti** **Victor Narteh**	4/15/2025	10/29/2026	70%
	Infiltration & Inflow Study	District-wide	Met with Bowen, Collins and Associates to discuss potential study of I&I.	**Zak Bedard** **Kyle Dean**	1/1/2026	12/31/2026	20%
	2026 Water and Wastewater Master Plans Update	District-wide	Working on water/wastewater modeling and capital projects scoping.	**Todd Marti**	1/21/2026	12/31/2026	30%

PROJECT PHOTOS



23I: Anderson WTP

GRANGER-HUNTER
IMPROVEMENT DISTRICT

PROJECT PHOTOS





Redwood Road Sewer Installation

PROJECT PHOTOS



5400 West Waterline Replacement Project

PROJECT PHOTOS



25G: 4100 S Waterline Project

GRANGER-HUNTER
IMPROVEMENT DISTRICT

INFRASTRUCTURE FUNDING UPDATE

Funding Opportunity	Funding Agency	Cost Match	Timeline	Projects	Status
American Rescue Plan Act (ARPA) - $1.4B to Utah	Drinking Water SRF	Up to 49% Grant Opportunity	Complete	Redwood Road Waterline Replacement, Ridgeland Pump Station Replacement	Received $13.8 M - $2.8M in principal forgiveness and $11M at 0.5%
Infrastructure and Investment Jobs Act	Drinking Water SRF	Up to 49% Grant Opportunity	Complete	Redwood Road Waterline Replacement, Ridgeland Pump Station Replacement	
WaterSMART Drought Response Program	Bureau of Reclamation	Up to $5M in grants per project	Complete	Anderson TWP & Well No. 18 Drilling/Construction	Received $5M Grant
Bipartisan Infrastructure Law (BIL) for Lead Service Line Inventory - $28M per Year for 5 Years	Utah Division of Drinking Water	Up to $100,000 per year up to 5 years	Complete	Lead Service Line Inventory (Contractor)	Received $100,000 with 100% principal forgiveness
Emerging Contaminants Funding (Manganese Removal)	Utah Division of Drinking Water	Requesting ~ $2.5M	Complete	Anderson Water Treatment Plant (Wells No. 16 & 18)	Awarded $2.5M Grant for Anderson WTP
WaterSMART Planning and Project Design	Bureau of Reclamation	Up to $400,000 in grants per project	Complete	For 50% design for projects to be submitted for WaterSMART Drought Response Grant. Zone 1 Reservoir.	Awarded $172,200
Infrastructure and Investment Jobs Act (IIJA) - Community Project Funding	U.S. House of Representatives	Proposing 75/25 Split	2027	5400 West Pipeline -> 3600 West Pipeline	Awarded $1M
2026 Community Project Funding	U.S. House of Representatives	Proposing 70/30 Split, $1,000,000	March 2026	4800 West Pipelines from 3100 South to 3500 South	Applied
WaterSMART Drought Response Program	Bureau of Reclamation	$13M available nationally	May 2026	Zone 1 Reservoir construction	Not applying this year
Clean Water State Revolving Fund (CWSRF)	Water Quality Board	Low-interest Loans	TBD	Pleasant Valley Replacement	TBD
DNR Division of Water Resources	Board of Water Resources	Used to cover match for WaterSMART	Apply by September 30.	Anderson Water Treatment Plant, Zone 1 Reservoir, Future Well No. 18, Well No. 1 Replacement	TBD
WEEG (Water and Energy Efficiency Grant)	Bureau of Reclamation	50% or less, up to $500,000 over 2 years	TBD	Supplement meter purchases to replace obsolete small and large meters.	TBD
				TOTAL GRANTS	$11,567,500

CAPITAL PROJECTS MAP

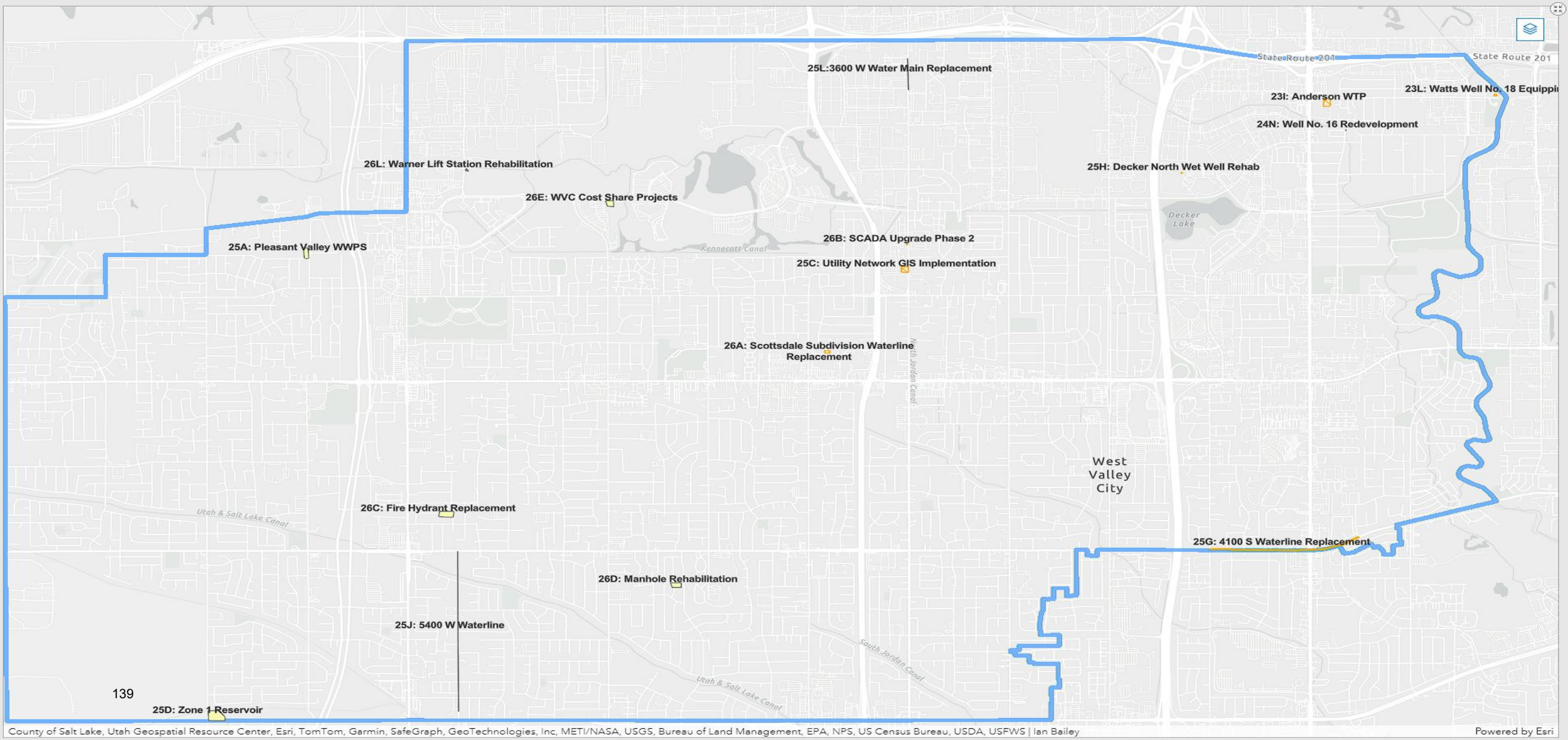

Summary

Project Summary

Project Number	Project Name	Encumbrances	Total Budget	Date Range Budget	Beginning Balance	Total Activity	Ending Balance	Budget Remaining
20A	REDWOOD ROAD SEWERLINE PROJECT	0.00	1,249,425.11	0.00	1,249,425.11	5,530.35	1,254,955.46	-5,530.35
20I	REDWOOD ROAD WATERLINE PROJECT	0.00	11,021,331.10	6,374.00	11,014,957.10	6,341.90	11,021,299.00	32.10
23D	ACORD RESERVOIR REPAIR & RECOAT...	3,010.10	1,222,176.02	0.00	1,222,176.02	0.00	1,222,176.02	-3,010.10
23I	ANDERSON WTP	855,191.38	14,553,945.04	6,751,130.00	7,802,815.04	4,639,134.96	12,441,950.00	1,256,803.66
23L	WATTS WELL NO. 18 DRILLING & EQU...	5,301,632.99	5,583,223.12	1,870,300.00	3,712,923.12	73,669.32	3,786,592.44	-3,505,002.31
24N	WELL NO. 16 REDEVELOPMENT	0.00	10,036.25	0.00	10,036.25	0.00	10,036.25	0.00
25A	PLEASANT VALLEY WWPS REPLACEM...	6,882,821.82	7,487,148.97	7,120,000.00	367,148.97	162,753.02	529,901.99	74,425.16
25AA	ZONE 5 4700 SOUTH WATERLINE	187,826.00	187,000.00	187,000.00	0.00	0.00	0.00	-826.00
25C	UTILITY NETWORK GIS IMPLEMENTAT...	1,898.10	203,759.96	100,000.00	103,759.96	92,867.04	196,627.00	5,234.86
25D	ZONE 1 RESERVOIR	311,321.50	2,331,389.60	315,000.00	2,016,389.60	17,810.75	2,034,200.35	-14,132.25
25G	4100 S WATERLINE REPLACEMENT PR...	1,582,015.75	2,376,622.75	2,265,391.00	111,231.75	682,611.25	793,843.00	764.00
25H	EAST REC & DECKER NORTH IMPROV...	138,192.58	314,506.25	203,225.00	111,281.25	127,739.17	239,020.42	-62,706.75
25J	5400 WEST WATERLINE REPLACEMENT	310,905.59	2,432,000.00	2,344,000.00	88,000.00	2,031,136.86	2,119,136.86	1,957.55
25K	WELL 15 GENERATOR REPLACEMENT	7,180.49	317,980.47	75,000.00	242,980.47	33,203.13	276,183.60	34,616.38
25L	3600 W WATERLINE REPLACEMENT	8,181.49	78,931.00	13,670.00	65,261.00	5,488.51	70,749.51	0.00
25M	ACORD RESERVOIR VALVE REPLACEM...	0.00	62,749.68	27,400.00	35,349.68	27,397.59	62,747.27	2.41
25N	2025 LIFT STATION PUMP REPLACME...	0.00	174,482.00	106,000.00	68,482.00	105,392.00	173,874.00	608.00
25T	REDWOOD RD/ 1950 W SEWER REPL...	709,238.81	3,713,674.01	1,525,000.00	2,188,674.01	511,091.39	2,699,765.40	304,669.80
25V	HEADQUARTERS BUILDING REHAB PR...	0.00	156,821.08	40,000.00	116,821.08	350.00	117,171.08	39,650.00
25X	PLANT CANAL EASEMENT PURCHASE	5,144.98	107,766.72	100,000.00	7,766.72	2,388.30	10,155.02	92,466.72
26A	SCOTTSDALE WATER MAIN REPLACE...	97,440.89	1,334,780.00	1,334,780.00	0.00	645,600.51	645,600.51	591,738.60
26ANDREACHLOR	ANDREA BOOSTER STATION CHLORIN...	0.00	20,000.00	20,000.00	0.00	0.00	0.00	20,000.00
26B	SCADA UPGRADES PHASE 2	60,486.78	150,000.00	150,000.00	0.00	89,513.22	89,513.22	0.00
26BLDGS	26 BUILDING LIGHTING & EV UPGRAD...	0.00	38,500.00	38,500.00	0.00	0.00	0.00	38,500.00
26CHANNEL	26 CHANNEL GRINDERS	0.00	115,000.00	115,000.00	0.00	102,545.09	102,545.09	12,454.91
26DECKERNORTH	26 DECKER NORTH UPGRADES	0.00	0.00	0.00	0.00	0.00	0.00	0.00
26DECKERPUMP	26 DECKER PUMP REFURBISHMENT	44,443.57	50,000.00	50,000.00	0.00	0.00	0.00	5,556.43
26E	2026 WEST VALLEY COST SHARE PROJ...	65,423.00	252,285.00	252,285.00	0.00	0.00	0.00	186,862.00
26F	WELL NO. 1 ROOF REPLACEMENT	7,540.00	20,000.00	20,000.00	0.00	9,880.00	9,880.00	2,580.00
26FIREHYDR	26 FIRE HYDRANTS - CONTRACTOR	0.00	1,665.00	1,665.00	0.00	0.00	0.00	1,665.00
26J	26J FIRE HYDRANTS - IN HOUSE	0.00	250,000.00	250,000.00	0.00	245,720.00	245,720.00	4,280.00
26K	26K CUSTOMER DATA/USAGE PORTAL	1,800.00	25,300.00	25,300.00	0.00	23,500.00	23,500.00	0.00
26L	26L WARNER LIFT STATION REHABILI...	41,900.00	41,900.00	41,900.00	0.00	0.00	0.00	0.00
26LRGMTRVAULT	26 LARGE METER VAULT REPLUMBS	0.00	120,000.00	120,000.00	0.00	0.00	0.00	120,000.00
26SWRMANHOLE	26 SEWER MANHOLE REHAB PROJECT	0.00	150,000.00	150,000.00	0.00	0.00	0.00	150,000.00
	Report Total:	**16,623,595.82**	**56,154,399.13**	**25,618,920.00**	**30,535,479.13**	**9,641,664.36**	**40,177,143.49**	**-646,340.18**

Group Summary

Group	Encumbrances	Total Budget	Date Range Budget	Beginning Balance	Total Activity	Ending Balance	Budget Remaining
CAP EX	16,623,595.82	56,154,399.13	25,618,920.00	30,535,479.13	9,641,664.36	40,177,143.49	-646,340.18
Report Total:	**16,623,595.82**	**56,154,399.13**	**25,618,920.00**	**30,535,479.13**	**9,641,664.36**	**40,177,143.49**	**-646,340.18**

Type Summary

Group	Encumbrances	Total Budget	Date Range Budget	Beginning Balance	Total Activity	Ending Balance	Budget Remaining
FACILITIES	69,329.86	682,147.76	453,800.00	228,347.76	208,618.56	436,966.32	175,851.58
WASTEWATER	7,816,596.78	13,296,136.34	9,311,125.00	3,985,011.34	1,015,051.02	5,000,062.36	479,477.20
WATER	8,737,669.18	42,176,115.03	15,853,995.00	26,322,120.03	8,417,994.78	34,740,114.81	-1,301,668.96
Report Total:	**16,623,595.82**	**56,154,399.13**	**25,618,920.00**	**30,535,479.13**	**9,641,664.36**	**40,177,143.49**	**-646,340.18**

GRANGER-HUNTER
IMPROVEMENT DISTRICT

ENGINEERING REPORT

August 2026 Board Meeting

GRANGER-HUNTER
IMPROVEMENT DISTRICT

PLAN REVIEW UPDATE

	PROJECT NAME	NOTES	ADDRESS	TYPE	STATUS
1	H2O East Townhomes	49 units	2996 Redwood Rd	Residential	Resubmittal Required
2	Behavioral Health Hospital		3930 W Parkway	Commercial	Resubmittal Required
3	Mana Academy		2479 Lake Park Blvd	Tenant Improvement	Resubmittal Required
4	Newland Acres Subdivision	1 lot subdivided	5173 W 3500 S	Residential	Under Review
5	Budare Latin Food		3444 S 5600 W	Tenant Improvement	Resubmittal Required
6	Ensign Learning Center		2755 Decker Lake Ln	Tenant Improvement	Final Approval
7	The Salty Pineapple		3639 S Constitution Blvd	Tenant Improvement	Resubmittal Required

GRANGER-HUNTER
IMPROVEMENT DISTRICT

PLAN REVIEW UPDATE

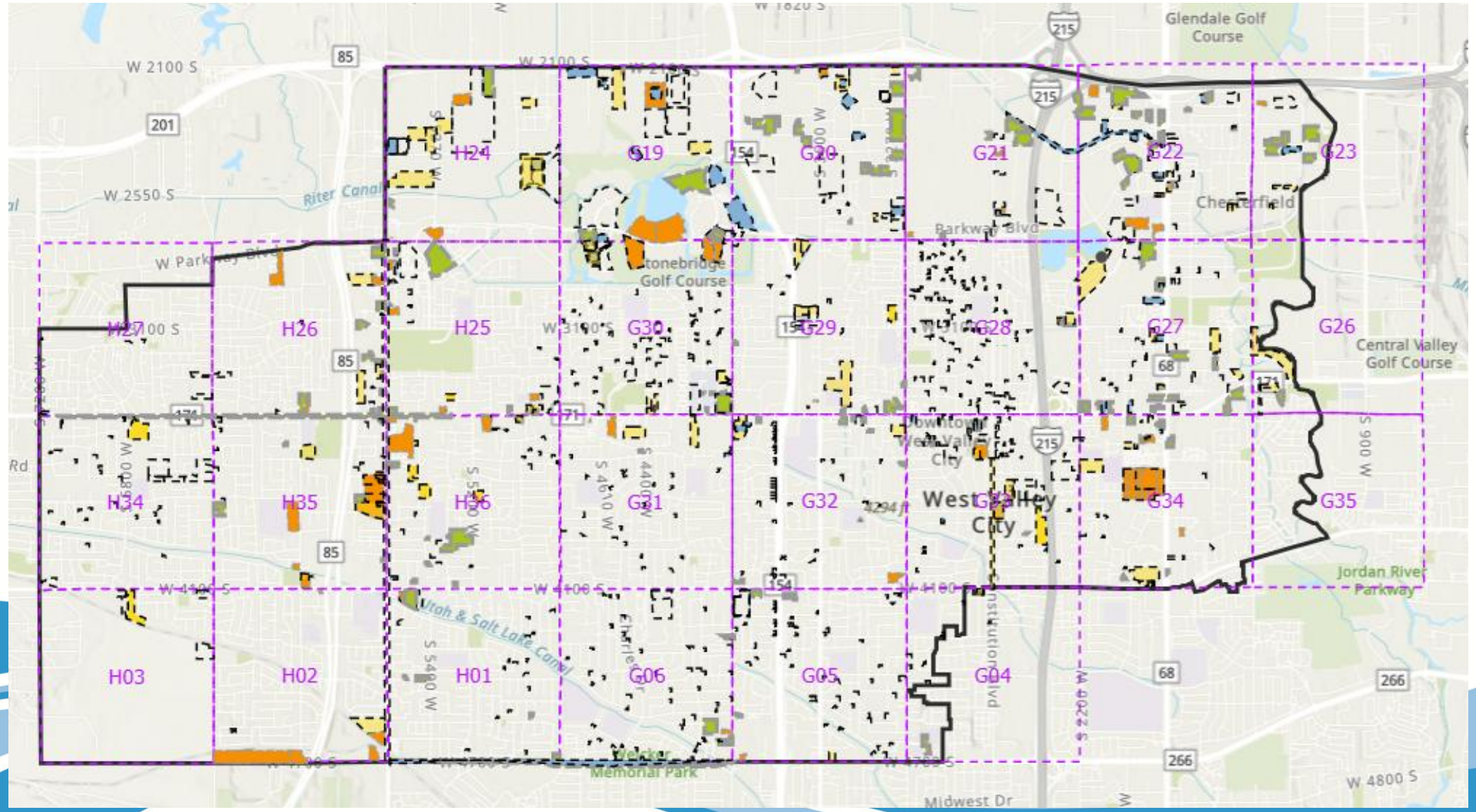

GRANGER-HUNTER
IMPROVEMENT DISTRICT

PLAN REVIEW UPDATE

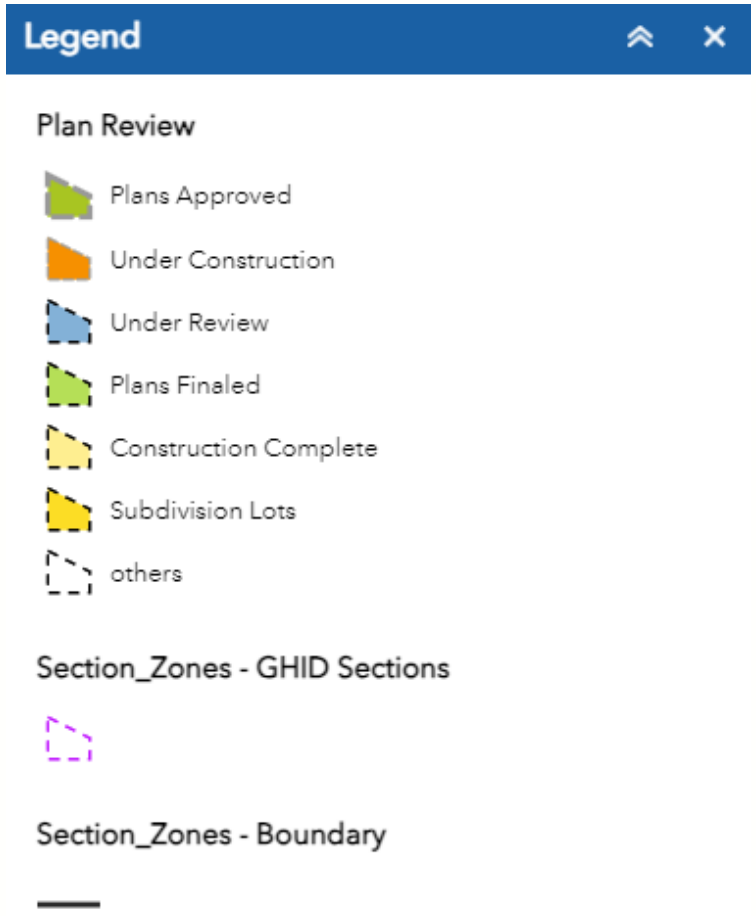

GRANGER-HUNTER
IMPROVEMENT DISTRICT

INSPECTIONS UPDATE

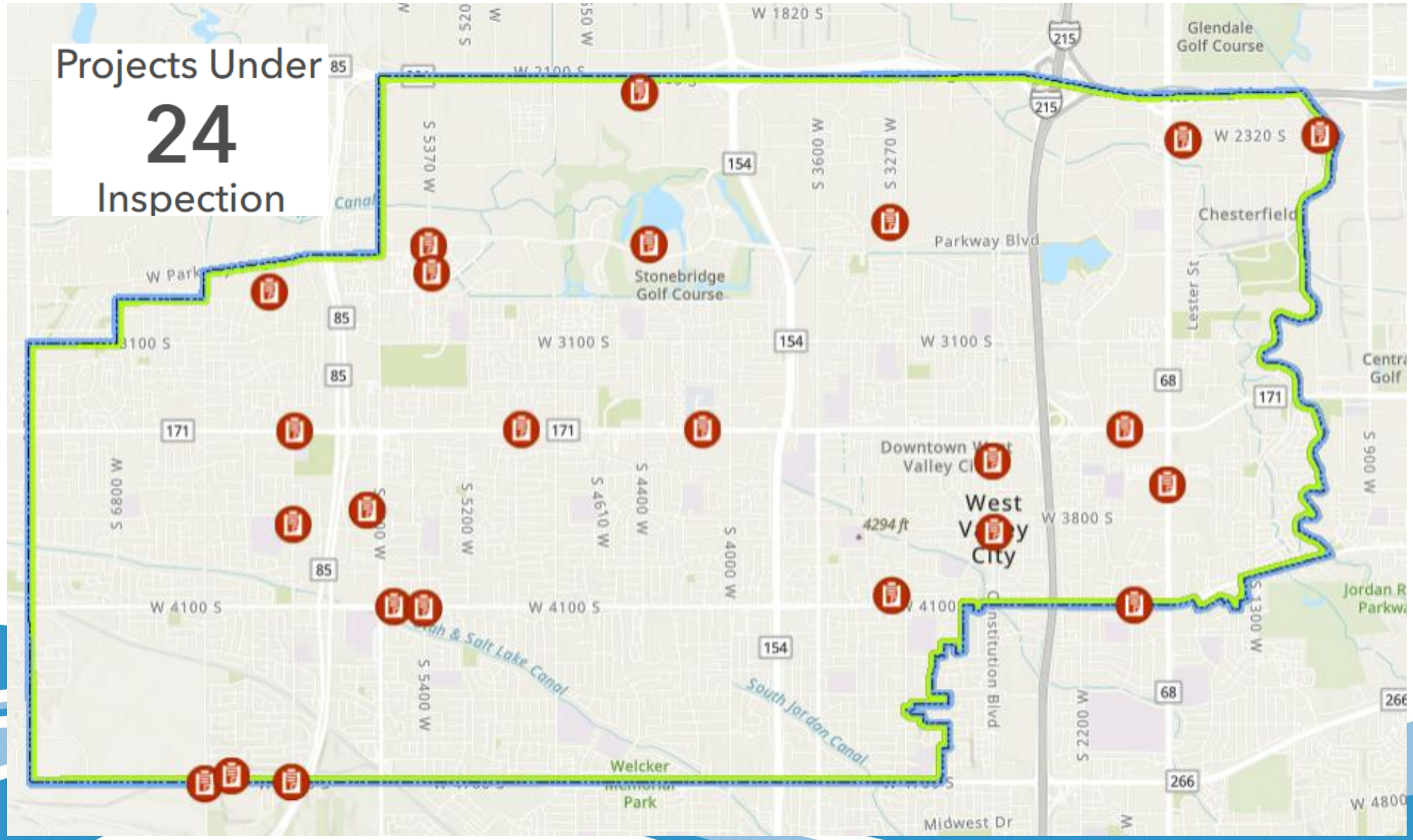

GRANGER-HUNTER
IMPROVEMENT DISTRICT

INSPECTIONS UPDATE

Projects Under

24

Inspection

Thurgood, Chad	201 Commerce Center Buildings 4387 W South Frontage Rd	Perry, Aaron	Heather Villas Subdivision 6087 W Parkway Blvd
Thurgood, Chad	Wilkins Hollow Subdivision 3850 S 6000 W	Thurgood, Chad	Anderson WTP 2025 1629 W 2320 S
Perry, Aaron	Esperanza Elementary School Addition	Rydalch, Ty	25T: Redwood Rd-1950 W Sewer Project 1950 W 3500 S
Haggin, Adam	Les Schwab 3831 S Constitution Blvd	Thurgood, Chad	MIT R&D Park Buildings 1, 2, 3, 4, 5 4334 W Lake Park Blvd
Rydalch, Ty	Master Autotech 4128 W 3500 S	Rydalch, Ty	Solari Phases 1, 2, 3, 4 & 5 Subdivision 3688 S Redwood Rd
Thurgood, Chad	25J: 5400 West Waterline Replacement Project 5400 W 4100 S	Haggin, Adam	4700 Industrial 4700 S 6400 W
Thurgood, Chad	U of U Health WV Health Center 3784 S 5600 W	Rydalch, Ty	Sunbelt Rentals Wash Bay 2595 S 3270 W
Haggin, Adam	25G: 4100 S Waterline Replacement Project - 2200 W to 1300 W	Perry, Aaron	23L: Watts Well 18 Waterline 1002 W 2320 S
Rydalch, Ty	WVC Hall Sewer Upgrade 3600 S Constitution Blvd	Haggin, Adam	Skyline Electric 6272 W 4700 S
Haggin, Adam	Ashton Grove Subdivision 5990 W 3500 S	Thurgood, Chad	Treasure Circle Subdivision 3280 W 4060 S
Haggin, Adam	Right Side Up RV 6028 W 4700 S	Thurgood, Chad	Mountain America Credit Union 5541 W 4100 S
Rydalch, Ty	Quiktrip Store	Perry, Aaron	IHC WVC Clinic Expansion 5373 W Lake Park Blvd
Rydalch, Ty	Daybury North Subdivision		

4700 S Industrial – 6000 W 4700 S



Jack and bore rail set up for sewer main casing

8" sewer main bedded in gravel

Blue Stakes – 4100 S 3200 W

Water and sewer main blue stakes

Waterline blue stakes

Topographic Survey – 2700 W 3100 S



Intern gathering GPS points along Mock Orange Drive