



# HEBER VALLEY SPECIAL SERVICE DISTRICT

1000 East Main Street  
Midway, UT 84049-0427  
Phone: (435) 654-2248

## BOARD MEETING

4:00 PM

July 9, 2026

## AGENDA ITEMS

**Conducting:** Chair, Heidi Franco

### AGENDA ITEMS:

1. **Public Comment:** This is the public's opportunity to comment on items not on the agenda.
2. **Entity Updates:** From HVSSD Member Entities
3. **Committee Updates:** From HVSSD Committees
4. **Consent Agenda:**
  - a. June 2026 Budget Report
  - b. June 2026 Financials
    - i. Balance Sheet June 2026
    - ii. Check Register June 2026
    - iii. P&L June 2026
  - c. PTIF General Fund June 2026
  - d. PTIF Impact Fee June 2026
  - e. PTIF Bond June 2026
  - f. PTIF CIB Bond June 2026
  - g. June 2026 Warrant list approval
  - h. June 2026 Board Meeting Minutes-Regular Session (Pending)
5. **Odor Monitoring Summary Presentation** – (A. Maldonado-DHHS- 30 mins)
6. **Loughlin Associates- Proposal to Implement SAP** -Consideration for approval (Jim Goodley- 15 mins)
7. **Manager's Report** (Jim Goodley- 30 mins)
8. **Closed Session** – A strategy session to discuss pending or reasonably imminent litigation pursuant to U.C.A. 52-4-205 and/or discuss personnel or property items.
9. **Adjourn Regular Meeting**
10. **Headworks Project Completion- Site Tour** – (Jim Goodley 30 mins)

**ELECTRONIC PARTICIPATION:** If you are interested in participating via electronic media, please go to our HVSSD website for the link at [www.hebervalleyssd.gov](http://www.hebervalleyssd.gov) . Published on the State Public Notice Website at [www.hebervalleyssd.gov](http://www.hebervalleyssd.gov) and at the Heber Valley Special Service District Administration Building

## Budget Report for June 2026

HVSSD - Sewer Fund FY 2026 Budget				
Revenues	Budget FY 2026	Actual To Date FY 2026	50.0% Percent Target	Year End Projected Amount
<b>Operating Revenues Sewer</b>				
Sewer system sales	\$ 650,641	\$ 295,618	45%	\$ 650,641
Dump station income	40,000	24,279	61%	40,000
Miscellaneous	5,000	18,157	363%	20,000
<b>Total Sewer Operating Revenues</b>	<b>\$ 695,641</b>	<b>\$ 338,054</b>	<b>49%</b>	<b>\$ 710,641</b>
<b>Farm Operating Income</b>				
Rents	\$ 18,000	\$ 49,508	275%	\$ 50,000
Farm income	200,000	28,738	14%	200,000
<b>Total Farm Operating Revenues</b>	<b>\$ 218,000</b>	<b>\$ 78,246</b>	<b>36%</b>	<b>\$ 250,000</b>
<b>Impact Fee Income</b>				
Impact fee income	1,600,000	451,495	28%	1,600,000
Impact fee interest	550,000	263,133	48%	550,000
<b>Total Impact Revenues</b>	<b>\$ 2,150,000</b>	<b>\$ 714,628</b>	<b>33%</b>	<b>\$ 2,150,000</b>
<b>Capital Income</b>				
Capital Projects	2,535,000	1,287,751	51%	2,535,000
Interest income	50,000	22,971	46%	50,000
Sale of asset	-	261,500	100%	261,500
PTIF interest bond	-	28,947	100%	40,000
<b>Total Capital Income</b>	<b>\$ 2,585,000</b>	<b>\$ 1,601,169</b>	<b>62%</b>	<b>\$ 2,886,500</b>
<b>TOTAL REVENUES</b>	<b>\$ 5,648,641</b>	<b>\$ 2,732,097</b>	<b>48%</b>	<b>\$ 5,997,141</b>

Expenses	Budget FY 2026	Actual To Date FY 2026	50.0% Percent Target	Year End Projected Amount
<b>Plant Expenses</b>				
Wages	\$ 490,000	\$ 250,553	51%	\$ 490,000
Benefits	130,000	75,967	58%	130,000
Training dues, and conferences	20,000	4,544	23%	20,000
Office & lab supplies	65,000	26,582	41%	65,000
Repairs & maint	215,000	44,480	21%	215,000
Utilities	335,000	183,946	55%	335,000
Salt & chemicals	90,000	14,183	16%	90,000
Vehicles Expense	15,000	1,877	13%	15,000
Plant expenses	50,000	4,763	10%	50,000
Office expense	16,000	19,783	124%	22,000
Insurance	35,000	-	0%	35,000
Professional & technical	200,000	105,639	53%	200,000
Directors stipend	35,000	14,700	42%	35,000
Interest expense	-	97,793	100%	97,793
<b>Total Plant Expenses</b>	<b>\$ 1,696,000</b>	<b>\$ 844,810</b>	<b>50%</b>	<b>\$ 1,799,793</b>
<b>Farm Expenses</b>				
Wages	\$ 120,000	\$ 39,636	33%	39,636
Benefits	40,000	34,031	85%	34,031
Water assessments	20,000	178	1%	20,000
Farm expenses	20,000	7,978	40%	20,000
Fuel, gas oil	15,000	-	0%	1,000
Repairs & maintenance	100,000	-	0%	20,000
Equipment supplies	75,000	-	0%	20,000
Utilities	60,000	21,577	36%	25,000
Professional services	25,000	614	2%	1,000
Insurance	15,000	-	0%	-
Equipment rental	25,000	-	0%	-
<b>Total Farm Expenses</b>	<b>\$ 515,000</b>	<b>\$ 104,014</b>	<b>20%</b>	<b>\$ 180,667</b>
<b>Impact Fee Expenses</b>				
None	\$ -	\$ -	0%	\$ -
<b>Total Impact Fee Expenses</b>	<b>\$ -</b>	<b>\$ -</b>	<b>0%</b>	<b>\$ -</b>
<b>Capital Expenses</b>				
Plant updates	\$ 2,801,641	\$ 3,606,938	129%	\$ 4,000,000
Bond payments principal	336,000	-	0%	336,000
Bond payments interest	300,000	-	0%	300,000
Lease	-	-	0%	-
Depreciation	-	72,966	100%	72,966
<b>Total Capital Expenses</b>	<b>\$ 3,437,641</b>	<b>\$ 3,679,904</b>	<b>107%</b>	<b>\$ 4,708,966</b>
<b>TOTAL EXPENSES</b>	<b>\$ 5,648,641</b>	<b>\$ 4,628,728</b>	<b>82%</b>	<b>\$ 6,689,426</b>
<b>Surplus/(Deficit) Overall</b>	<b>\$ -</b>	<b>\$ (1,896,631)</b>		<b>\$ (692,285)</b>

**SEWER SUMMARY**

Total Sewer Operating Revenues	\$ 695,641	\$ 338,054	49%	\$ 710,641
Total Plant Expenses	\$ 1,696,000	\$ 844,810	50%	\$ 1,799,793
Surplus/(Deficit) Sewer Operations	\$ (1,000,359)	\$ (506,756)		\$ (1,089,152)

**FARM SUMMARY**

Total Farm Operating Revenues	\$ 218,000	\$ 78,246	36%	\$ 250,000
Total Farm Expenses	\$ 515,000	\$ 104,014	20%	\$ 180,667
Surplus/(Deficit) Farm Operations	\$ (297,000)	\$ (25,768)		\$ 69,333

**IMPACT FEE SUMMARY**

Total Impact Revenues	\$ 2,150,000	\$ 714,628	33%	\$ 2,150,000
Total Impact Fee Expenses	\$ -	\$ -	0%	\$ -
Surplus/(Deficit) Impact Fee	\$ 2,150,000	\$ 714,628		\$ 2,150,000

**CAPITAL SUMMARY**

Total Capital Income	\$ 2,585,000	\$ 1,601,169	62%	\$ 2,886,500
Total Capital Expenses	\$ 3,437,641	\$ 3,679,904	107%	\$ 4,708,966
Surplus/(Deficit) Capital	\$ (852,641)	\$ (2,078,735)		\$ (1,822,466)

**OVERALL SUMMARY**

TOTAL REVENUES	\$ 5,648,641	\$ 2,732,097	48%	\$ 5,997,141
TOTAL EXPENSES	\$ 5,648,641	\$ 4,628,728	82%	\$ 6,689,426
Surplus/(Deficit) Overall	\$ -	\$ (1,896,631)		\$ (692,285)

**CASH SUMMARY**

<b>Cash Balance Beginning of Year</b>	* Financial audit 12/31/2025 Ending balance	<u>\$ 1,674,821</u>
Surplus/(Deficit)		<u>\$ (1,089,152)</u>
Appropriate fund balance\Reserves		<u>\$ -</u>
Ending Cash Balance		<u>\$ 585,669</u>
<b>Impact Cash Balance Beginning of Year</b>	* Financial audit 12/31/2025 Ending balance	<u>\$ 16,261,588</u>
Surplus/(Deficit)		<u>\$ 2,150,000</u>
Appropriate fund balance\Reserves		<u>\$ -</u>
Ending Cash Balance		<u>\$ 18,411,588</u>
<b>Bonds Cash Balance Beginning of Year</b>	* Financial audit 12/31/2025 Ending balance	<u>\$ 4,496,608</u>
Surplus/(Deficit)		<u>\$ (4,496,608)</u>
Appropriate fund balance\Reserves		<u>\$ -</u>
Ending Cash Balance		<u>\$ -</u>

## Heber Valley Special Service District

## Balance Sheet

07/06/26

As of June 30, 2026

Accrual Basis

	<u>Jun 30, 26</u>
<b>ASSETS</b>	
<b>Current Assets</b>	
<b>Checking/Savings</b>	
1123000 CASH ZIONS BANK	421,045.07
1125000 PTIF GENERAL ACCOUNT	1,548,438.61
1125010 PTIF IMPACT FEES	16,881,056.23
1125020 PTIF BOND ACCOUNT	101,003.99
<b>Total Checking/Savings</b>	<u>18,951,543.90</u>
<b>Accounts Receivable</b>	
1303000 MIDWAY CONTRACT REC	1,698.75
A/R OTHER	539,743.33
<b>Total Accounts Receivable</b>	<u>541,442.08</u>
<b>Other Current Assets</b>	
1302000 MIDWAY SAN DISTRICT(1)	67,770.42
PREPAID INSURANCE	23,597.32
<b>Total Other Current Assets</b>	<u>91,367.74</u>
<b>Total Current Assets</b>	<u>19,584,353.72</u>
<b>Fixed Assets</b>	
1711910 PLANT/FARM EQUIPMENT	4,404,406.23
1720100 PLANT EXPANSION	12,503,362.20
CONSTRUCTION IN PROGRESS	1,723,975.37
FENCESMIDWAY LIFT STATION	34,002.74
GROUND WATER DRAINS	38,686.27
LAND	6,433,258.10
LANDDISPOSAL SITE	1,761,158.31
LANDMIDWAY LIFT STATION	1,038.88
LESS ACCUM DEPRECIATION	-19,413,834.49
SEWAGE TREATMENT PLANT	13,026,794.28
TREATMENT PLANT EQUIPMENT	1,026,494.79
<b>Total Fixed Assets</b>	<u>21,539,342.68</u>
<b>Other Assets</b>	
Deferred Outflows	153,592.00
<b>Total Other Assets</b>	<u>153,592.00</u>
<b>TOTAL ASSETS</b>	<b><u>41,277,288.40</u></b>
<b>LIABILITIES &amp; EQUITY</b>	
<b>Liabilities</b>	
<b>Current Liabilities</b>	
<b>Accounts Payable</b>	
ACCOUNTS PAYABLE	290,383.53
<b>Total Accounts Payable</b>	<u>290,383.53</u>
<b>Credit Cards</b>	
Zions Bank Credit Card 3993	500.98
<b>Total Credit Cards</b>	<u>500.98</u>
<b>Other Current Liabilities</b>	
CURRENT MATURITY BOND	428,000.00
INTEREST PAYBLE	7,234.00
ST ACCRUED VAC/SICK LEAVE	29,349.04
<b>Total Other Current Liabilities</b>	<u>464,583.04</u>
<b>Total Current Liabilities</b>	<u>755,467.55</u>

# Heber Valley Special Service District

## Balance Sheet

As of June 30, 2026

---

	<u>Jun 30, 26</u>
Long Term Liabilities	
BOND FLAGSTAR PUBLIC FUNDING	4,672,000.00
DEF INFLOW RESOURCEPENSIONS	255.00
LT ACCRUED VAC/SICK LEAVE	29,609.28
NET PENSION LIABILITY	80,113.00
	<hr/>
Total Long Term Liabilities	4,781,977.28
	<hr/>
Total Liabilities	5,537,444.83
	<hr/>
Equity	
IMPACT FEES	12,518,543.76
Invested in Capital Assets	18,292,122.00
Opening Balance Equity	-2,904.74
Retained Earnings	6,828,715.79
Net Income	-1,896,633.24
	<hr/>
Total Equity	35,739,843.57
	<hr/>
<b>TOTAL LIABILITIES &amp; EQUITY</b>	<b>41,277,288.40</b>
	<hr/> <hr/>

6:10 PM

07/06/26

**Heber Valley Special Service District**  
**Check Detail**  
 June 2026

Type	Num	Date	Name	Item	Account	Paid Amount
Check		06/12/2026	UTAH STATE RETI...		1123000 CASH ZIO...	
					5213130 BENEFITS	-2,623.21
TOTAL						-2,623.21
Check		06/12/2026	UTAH STATE RETI...		1123000 CASH ZIO...	
					5213130 BENEFITS	-2,622.12
TOTAL						-2,622.12
Check		06/12/2026	BANKCARD CENT...		1123000 CASH ZIO...	
					Zions Bank Credit C...	-2,593.04
TOTAL						-2,593.04
Check		06/22/2026	Zions Public Finance		1123000 CASH ZIO...	
					5213242 BANK CH...	-55.51
TOTAL						-55.51
Check		06/22/2026	ADP Payroll		1123000 CASH ZIO...	
					5213110 WAGESPL...	-89.13
TOTAL						-89.13
Check		06/30/2026			1123000 CASH ZIO...	
					5213710 OFC SUP...	-55.51
TOTAL						-55.51
Check	ACH	06/05/2026	ADP Payroll		1123000 CASH ZIO...	
					Payroll Expenses	-89.13
TOTAL						-89.13
Check	ACH	06/08/2026	RIGHTWORKS		1123000 CASH ZIO...	
					5215310 PROFESSI...	-255.00
TOTAL						-255.00
Check	ACH	06/11/2026	ADP Payroll		1123000 CASH ZIO...	
					5213110 WAGESPL...	-12,100.56
TOTAL						-12,100.56
Check	ACH	06/11/2026	ADP Payroll		1123000 CASH ZIO...	
					5213110 WAGESPL...	-461.54
TOTAL						-461.54

6:10 PM

07/06/26

## Heber Valley Special Service District

## Check Detail

June 2026

Type	Num	Date	Name	Item	Account	Paid Amount
Check	ACH	06/11/2026	ADP Payroll		1123000 CASH ZIO...	
					5213130 BENEFITS	-6,289.68
TOTAL						-6,289.68
Bill Pmt -Check	2619	06/11/2026	ACE TIMBERLINE -...		1123000 CASH ZIO...	
Bill	May 2...	05/31/2026			5213245 REPAIRS ...	-43.98
					5213245 REPAIRS ...	-27.66
					5213245 REPAIRS ...	-66.97
					5213245 REPAIRS ...	-29.33
					5213245 REPAIRS ...	-275.96
TOTAL						-443.90
Bill Pmt -Check	2620	06/11/2026	BANKCARD CENT...		1123000 CASH ZIO...	
Bill	032726	03/27/2026			5213271 OTHER U...	-38.84
					5214310 PROFESSI...	-504.16
					5213235 TRAINING,...	-50.00
					5213710 OFC SUP...	-87.59
					5213710 OFC SUP...	-667.78
					5213710 OFC SUP...	-136.32
Bill	04092...	04/09/2026			5213271 OTHER U...	-38.85
					5213235 TRAINING,...	-800.00
					5214310 PROFESSI...	-86.93
					5213235 TRAINING,...	-106.00
					5213230 TRAVEL	-1,549.10
					5213710 OFC SUP...	-174.98
					5213235 TRAINING,...	-106.00
					5213710 OFC SUP...	-81.73
					5213710 OFC SUP...	-76.32
TOTAL						-4,504.60
Bill Pmt -Check	2621	06/11/2026	CHEMTECH-FORD		1123000 CASH ZIO...	
Bill	26D23...	05/13/2026			5213240 OFFICE & ...	-931.00
Bill	26E02...	05/14/2026			5213240 OFFICE & ...	-1,641.00
Bill	26E13...	05/27/2026			5213240 OFFICE & ...	-1,678.00
TOTAL						-4,250.00
Bill Pmt -Check	2622	06/11/2026	CRAIG SIMONS - S...		1123000 CASH ZIO...	
Bill	JUNE	06/01/2026			5215312 DIRECTO...	-350.00
TOTAL						-350.00
Bill Pmt -Check	2623	06/11/2026	DAMESTIQUES CL...		1123000 CASH ZIO...	
Bill	32816	05/13/2026			5213710 OFC SUP...	-160.00
Bill	32854	05/27/2026			5213710 OFC SUP...	-160.00
TOTAL						-320.00
Check	2623	06/17/2026	Flagstar Public Fu...		1123000 CASH ZIO...	
					5260010 INTEREST...	-97,792.50
TOTAL						-97,792.50

6:10 PM

07/06/26

**Heber Valley Special Service District**  
**Check Detail**  
 June 2026

Type	Num	Date	Name	Item	Account	Paid Amount
Bill Pmt -Check	2624	06/11/2026	DON HUGGARD - S...		1123000 CASH ZIO...	
Bill	JUNE	06/01/2026			5215312 DIRECTO...	-350.00
TOTAL						-350.00
Check	2624	06/24/2026	Adam Knight		1123000 CASH ZIO...	
					5213110 WAGESPL...	-12,316.29
TOTAL						-12,316.29
Bill Pmt -Check	2625	06/11/2026	DOUG CLEMENTS ...		1123000 CASH ZIO...	
Bill	JUNE	06/01/2026			5215312 DIRECTO...	-350.00
TOTAL						-350.00
Check	2625	06/24/2026	ADP Payroll		1123000 CASH ZIO...	
					5213110 WAGESPL...	-461.54
TOTAL						-461.54
Bill Pmt -Check	2626	06/11/2026	DS Accounting Ser...		1123000 CASH ZIO...	
Bill	2026-...	05/29/2026			5215310 PROFESSI...	-1,000.00
					5215310 PROFESSI...	-1,000.00
					5215310 PROFESSI...	-450.00
					5215310 PROFESSI...	-71.05
					5215310 PROFESSI...	-350.00
TOTAL						-2,871.05
Check	2626	06/24/2026	ADP Payroll		1123000 CASH ZIO...	
					5213110 WAGESPL...	-6,382.86
TOTAL						-6,382.86
Bill Pmt -Check	2627	06/11/2026	Elevated Equipment		1123000 CASH ZIO...	
Bill	I-0005...	05/20/2026			5213245 REPAIRS ...	-2,061.00
Bill	I-0005...	05/27/2026			5213245 REPAIRS ...	-2,253.00
TOTAL						-4,314.00
Check	2627	06/12/2026	ENBRIDGE GAS		1123000 CASH ZIO...	
					5213271 OTHER U...	-578.42
TOTAL						-578.42
Bill Pmt -Check	2628	06/11/2026	ENBRIDGE GAS		1123000 CASH ZIO...	
Bill	54650...	04/15/2026			5213271 OTHER U...	-645.54
Bill	54650...	05/19/2026			5213271 OTHER U...	-578.42
TOTAL						-1,223.96

6:10 PM

07/06/26

## Heber Valley Special Service District

## Check Detail

June 2026

Type	Num	Date	Name	Item	Account	Paid Amount
<b>Bill Pmt -Check</b>	<b>2629</b>	<b>06/11/2026</b>	<b>ETS</b>		<b>1123000 CASH ZIO...</b>	
Bill	EM-754	05/31/2026			5215310 PROFESSI...	-1,330.73
					5215310 PROFESSI...	-1,230.00
					5215310 PROFESSI...	-229.56
					5215310 PROFESSI...	-65.00
TOTAL						-2,855.29
<b>Bill Pmt -Check</b>	<b>2630</b>	<b>06/11/2026</b>	<b>FLEET OPERATIONS</b>		<b>1123000 CASH ZIO...</b>	
Bill	F2610...	05/01/2026			5213274 VEHICLE ...	-334.40
Bill	F2611...	06/01/2026			5213274 VEHICLE ...	-165.66
TOTAL						-500.06
<b>Bill Pmt -Check</b>	<b>2631</b>	<b>06/11/2026</b>	<b>GILBERT &amp; STEW...</b>		<b>1123000 CASH ZIO...</b>	
Bill	178907	05/27/2026			5215310 PROFESSI...	-115.00
TOTAL						-115.00
<b>Bill Pmt -Check</b>	<b>2632</b>	<b>06/11/2026</b>	<b>GILMORE &amp; BELL ...</b>		<b>1123000 CASH ZIO...</b>	
Bill	8060373	05/13/2026			5215311 PLANT UP...	-12,000.00
TOTAL						-12,000.00
<b>Bill Pmt -Check</b>	<b>2633</b>	<b>06/11/2026</b>	<b>HEBER CITY CORP...</b>		<b>1123000 CASH ZIO...</b>	
Bill	JUNE	06/01/2026			5215312 DIRECTO...	-350.00
					5215312 DIRECTO...	-350.00
					5215312 DIRECTO...	-350.00
TOTAL						-1,050.00
<b>Bill Pmt -Check</b>	<b>2634</b>	<b>06/11/2026</b>	<b>HEBER LIGHT &amp; P...</b>		<b>1123000 CASH ZIO...</b>	
Bill	052226	05/22/2026			5214270 UTILITIES	-47.99
					5213271 OTHER U...	-17,431.57
					5214270 UTILITIES	-6,554.01
					5214270 UTILITIES	-80.81
					5214270 UTILITIES	-83.34
					5213271 OTHER U...	-78.10
					5214270 UTILITIES	-66.66
					5213271 OTHER U...	-6,947.23
					5213271 OTHER U...	-543.95
TOTAL						-31,833.66
<b>Bill Pmt -Check</b>	<b>2635</b>	<b>06/11/2026</b>	<b>HIGH MOUNTAIN C...</b>		<b>1123000 CASH ZIO...</b>	
Bill	3947	05/28/2026			5213245 REPAIRS ...	-1,300.00
					5213245 REPAIRS ...	-650.00
TOTAL						-1,950.00
<b>Bill Pmt -Check</b>	<b>2636</b>	<b>06/11/2026</b>	<b>Les Olson Co</b>		<b>1123000 CASH ZIO...</b>	
Bill	EA169...	05/29/2026			5213710 OFC SUP...	-101.91
TOTAL						-101.91

6:10 PM

07/06/26

**Heber Valley Special Service District**  
**Check Detail**  
 June 2026

Type	Num	Date	Name	Item	Account	Paid Amount
<b>Bill Pmt -Check</b>	<b>2637</b>	<b>06/11/2026</b>	<b>LOUGHLIN</b>		<b>1123000 CASH ZIO...</b>	
Bill	0286947	05/07/2026			5215310 PROFESSI...	-6,685.00
Bill	0287735	06/04/2026			5215310 PROFESSI...	-2,595.00
TOTAL						-9,280.00
<b>Bill Pmt -Check</b>	<b>2638</b>	<b>06/11/2026</b>	<b>MOUNTAINLAND S...</b>		<b>1123000 CASH ZIO...</b>	
Bill	S1078...	05/21/2026			5214240 BLDG SUP...	-1,166.98
TOTAL						-1,166.98
<b>Bill Pmt -Check</b>	<b>2639</b>	<b>06/11/2026</b>	<b>RAY QUINNEY &amp; N...</b>		<b>1123000 CASH ZIO...</b>	
Bill	840581	05/26/2026			5215310 PROFESSI...	-3,502.00
TOTAL						-3,502.00
<b>Bill Pmt -Check</b>	<b>2640</b>	<b>06/11/2026</b>	<b>Revco Leasing</b>		<b>1123000 CASH ZIO...</b>	
Bill	331824	05/08/2026			5213710 OFC SUP...	-58.61
Bill	334670	06/08/2026			5213710 OFC SUP...	-58.61
TOTAL						-117.22
<b>Bill Pmt -Check</b>	<b>2641</b>	<b>06/11/2026</b>	<b>RIGHTWORKS</b>		<b>1123000 CASH ZIO...</b>	
Bill	APRIL	04/07/2026			5215310 PROFESSI...	-255.00
Bill	MAY	05/07/2026			5215310 PROFESSI...	-255.00
Bill	INV04...	06/05/2026			5215310 PROFESSI...	-255.00
TOTAL						-765.00
<b>Bill Pmt -Check</b>	<b>2642</b>	<b>06/11/2026</b>	<b>SKM ENGINEERING</b>		<b>1123000 CASH ZIO...</b>	
Bill	32934	05/17/2026			5213245 REPAIRS ...	-1,617.65
Bill	33104	06/02/2026			5213245 REPAIRS ...	-2,240.52
TOTAL						-3,858.17
<b>Bill Pmt -Check</b>	<b>2643</b>	<b>06/11/2026</b>	<b>Total Power &amp; Cont...</b>		<b>1123000 CASH ZIO...</b>	
Bill	3342	06/02/2026			5215311 PLANT UP...	-5,441.97
TOTAL						-5,441.97
<b>Bill Pmt -Check</b>	<b>2644</b>	<b>06/11/2026</b>	<b>USA BLUEBOOK</b>		<b>1123000 CASH ZIO...</b>	
Bill	INV01...	04/17/2026			5213240 OFFICE & ...	-1,369.80
Bill	INV01...	05/28/2026			5213240 OFFICE & ...	-292.05
TOTAL						-1,661.85
<b>Bill Pmt -Check</b>	<b>2645</b>	<b>06/11/2026</b>	<b>WASATCH AUTO P...</b>		<b>1123000 CASH ZIO...</b>	
Bill	2248	05/30/2026			5213245 REPAIRS ...	-239.16
					5213245 REPAIRS ...	-6.49
TOTAL						-245.65

## Heber Valley Special Service District Check Detail June 2026

Type	Num	Date	Name	Item	Account	Paid Amount
<b>Bill Pmt -Check</b>	<b>2646</b>	<b>06/11/2026</b>	<b>WASATCH COUNTY</b>		<b>1123000 CASH ZIO...</b>	
Bill	554	06/01/2026			5213130 BENEFITS	-2,200.93
					5213130 BENEFITS	-2,177.53
					5213130 BENEFITS	-2,195.13
TOTAL						-6,573.59
<b>Bill Pmt -Check</b>	<b>2647</b>	<b>06/11/2026</b>	<b>WASATCH COUNT...</b>		<b>1123000 CASH ZIO...</b>	
Bill	June	06/01/2026			5215312 DIRECTO...	-350.00
TOTAL						-350.00
<b>Bill Pmt -Check</b>	<b>2648</b>	<b>06/11/2026</b>	<b>WASATCH COUNT...</b>		<b>1123000 CASH ZIO...</b>	
Bill	June 2...	06/01/2026			5213271 OTHER U...	-196.00
TOTAL						-196.00
<b>Bill Pmt -Check</b>	<b>2649</b>	<b>06/11/2026</b>	<b>William L Prater, L...</b>		<b>1123000 CASH ZIO...</b>	
Bill	51407	06/02/2026			5215311 PLANT UP...	-4,518.00
TOTAL						-4,518.00
<b>Bill Pmt -Check</b>	<b>2650</b>	<b>06/11/2026</b>	<b>Zions Public Finance</b>		<b>1123000 CASH ZIO...</b>	
Bill	8316	05/13/2026			5215311 PLANT UP...	-15,000.00
TOTAL						-15,000.00

## Heber Valley Special Service District

## Profit &amp; Loss

07/06/26

January through June 2026

Accrual Basis

	<u>Jan - Jun 26</u>
<b>Income</b>	
3700000 PLANT INCOME	
3731000 SEWER CHARGES O&M	295,617.70
3731010 DUMP STATION INCOME	24,278.96
3741000 INTEREST INCOME	22,971.23
3741120 MISC INCOME	18,156.56
<b>Total 3700000 PLANT INCOME</b>	<b>361,024.45</b>
3800000 FARM INCOME	
3740020 RENTS	49,507.50
3840000 FARM INCOME	28,738.08
<b>Total 3800000 FARM INCOME</b>	<b>78,245.58</b>
3900000 CAPITAL INCOME	
3731110 CAPITAL PROJECTS FUND	1,287,750.86
3741000 PTIF INTEREST BOND	28,947.40
3910000 SALE OF ASSETS	261,500.00
<b>Total 3900000 CAPITAL INCOME</b>	<b>1,578,198.26</b>
IMPACT FEE INCOME	
3740010 IMPACT FEE INCOME	451,495.64
3740015 IMPACT FEE INTEREST	263,132.74
<b>Total IMPACT FEE INCOME</b>	<b>714,628.38</b>
<b>Total Income</b>	<b>2,732,096.67</b>
<b>Gross Profit</b>	<b>2,732,096.67</b>
<b>Expense</b>	
5200000 PLANT EXPENSE DEPART	
5213110 WAGESPLANT	250,463.56
5213130 BENEFITS	75,967.75
5213230 TRAVEL	1,549.10
5213235 TRAINING, DUES, CONF	2,995.74
5213240 OFFICE & LAB SUPPLIES	26,582.05
5213242 BANK CHARGES	100.13
5213245 REPAIRS & MAINT	44,380.58
5213271 OTHER UTILITIES	183,946.36
5213272 SALT & CHEMICALS	14,182.62
5213274 VEHICLE EXPENSES	1,877.48
5213710 OFC SUPPLIES/EXPENSES	19,783.71
5214240 BLDG SUPPLIES & MAINT	4,450.73
5214310 PROFESSIONAL & TECH	591.09
5215260 BLDGS/GROUNDS SUPPLIES	311.85
5215310 PROFESSIONAL & TECH(1)	105,046.19
5215312 DIRECTORS STIPEND	14,700.00
5260010 INTEREST EXPENSE	97,792.50
Payroll Expenses	89.13
<b>Total 5200000 PLANT EXPENSE DEPART</b>	<b>844,810.57</b>
5300000 FARM EXPENSES DEPARTMENT	
521140 EMPLOYEE BENEFITS	34,031.82
5214110 WAGESFARM	39,636.68
5214270 UTILITIES	21,577.01
5214720 WATER ASSESSMENTS	177.53
5314000 FARM EXPENSES	7,977.83
5314310 PROFESSIONAL SERVICES	614.01
<b>Total 5300000 FARM EXPENSES DEPARTMENT</b>	<b>104,014.88</b>

6:09 PM

Heber Valley Special Service District

Profit & Loss

07/06/26

January through June 2026

Accrual Basis

---

	<u>Jan - Jun 26</u>
5800000 CAPITAL	
5215311 PLANT UPDATE COSTS	3,606,938.46
5741540 LEASE	0.00
5741900 DEPRECIATION EXPENSE	<u>72,966.00</u>
Total 5800000 CAPITAL	<u>3,679,904.46</u>
Total Expense	<u>4,628,729.91</u>
Net Income	<u><u>-1,896,633.24</u></u>

STATEMENT OF ACCOUNT

**PTIF**

UTAH PUBLIC TREASURERS' INVESTMENT FUND

Marlo M. Oaks, Utah State Treasurer, Fund Manager

PO Box 142315

350 N State Street, Suite 180

Salt Lake City, Utah 84114-2315

Local Call (801) 538-1042 Toll Free (800) 395-7665

[www.treasurer.utah.gov](http://www.treasurer.utah.gov)

HEBER VALLEY SP SERV DIST

GENERAL MANAGER

PO BOX 427

MIDWAY UT 84049-0427

**Account**

**Account Period**

**1014**

June 01, 2026 through June 30, 2026

**Summary**

Beginning Balance	\$ 1,044,353.03	Average Daily Balance	\$ 1,277,686.36
Deposits	\$ 504,085.58	Interest Earned	\$ 4,085.58
Withdrawals	\$ 0.00	360 Day Rate	3.8372
Ending Balance	\$ 1,548,438.61	365 Day Rate	3.8905

<b>Date</b>	<b>Activity</b>	<b>Deposits</b>	<b>Withdrawals</b>	<b>Balance</b>
06/01/2026	FORWARD BALANCE	\$ 0.00	\$ 0.00	\$ 1,044,353.03
06/17/2026	xfer	\$ 500,000.00	\$ 0.00	\$ 1,544,353.03
06/30/2026	REINVESTMENT	\$ 4,085.58	\$ 0.00	\$ 1,548,438.61
06/30/2026	ENDING BALANCE	\$ 0.00	\$ 0.00	\$ 1,548,438.61

STATEMENT OF ACCOUNT

**PTIF**

UTAH PUBLIC TREASURERS' INVESTMENT FUND

Marlo M. Oaks, Utah State Treasurer, Fund Manager

PO Box 142315

350 N State Street, Suite 180

Salt Lake City, Utah 84114-2315

Local Call (801) 538-1042 Toll Free (800) 395-7665

[www.treasurer.utah.gov](http://www.treasurer.utah.gov)

HEBER VALLEY SP SERV-IMPACT

GENERAL MANAGER

PO BOX 427

MIDWAY UT 84049-0427

**Account**

**Account Period**

**1524**

June 01, 2026 through June 30, 2026

**Summary**

Beginning Balance	\$ 16,701,653.59	Average Daily Balance	\$ 16,760,364.46
Deposits	\$ 179,402.64	Interest Earned	\$ 53,593.64
Withdrawals	\$ 0.00	360 Day Rate	3.8372
Ending Balance	\$ 16,881,056.23	365 Day Rate	3.8905

<b>Date</b>	<b>Activity</b>	<b>Deposits</b>	<b>Withdrawals</b>	<b>Balance</b>
06/01/2026	FORWARD BALANCE	\$ 0.00	\$ 0.00	\$ 16,701,653.59
06/17/2026	AprilMay	\$ 125,809.00	\$ 0.00	\$ 16,827,462.59
06/30/2026	REINVESTMENT	\$ 53,593.64	\$ 0.00	\$ 16,881,056.23
06/30/2026	ENDING BALANCE	\$ 0.00	\$ 0.00	\$ 16,881,056.23

STATEMENT OF ACCOUNT

**PTIF**

UTAH PUBLIC TREASURERS' INVESTMENT FUND

Marlo M. Oaks, Utah State Treasurer, Fund Manager

PO Box 142315

350 N State Street, Suite 180

Salt Lake City, Utah 84114-2315

Local Call (801) 538-1042 Toll Free (800) 395-7665

[www.treasurer.utah.gov](http://www.treasurer.utah.gov)

HVSSD-BOND  
 GENERAL MANAGER  
 PO BOX 427  
 MIDWAY UT 84049-0427

**Account** **Account Period**

**9150** June 01, 2026 through June 30, 2026

Summary

Beginning Balance	\$ 100,682.04	Average Daily Balance	\$ 100,682.04
Deposits	\$ 321.95	Interest Earned	\$ 321.95
Withdrawals	\$ 0.00	360 Day Rate	3.8372
Ending Balance	\$ 101,003.99	365 Day Rate	3.8905

Date	Activity	Deposits	Withdrawals	Balance
06/01/2026	FORWARD BALANCE	\$ 0.00	\$ 0.00	\$ 100,682.04
06/30/2026	REINVESTMENT	\$ 321.95	\$ 0.00	\$ 101,003.99
06/30/2026	ENDING BALANCE	\$ 0.00	\$ 0.00	\$ 101,003.99

STATEMENT OF ACCOUNT

**PTIF**

UTAH PUBLIC TREASURERS' INVESTMENT FUND

Marlo M. Oaks, Utah State Treasurer, Fund Manager

PO Box 142315

350 N State Street, Suite 180

Salt Lake City, Utah 84114-2315

Local Call (801) 538-1042 Toll Free (800) 395-7665

[www.treasurer.utah.gov](http://www.treasurer.utah.gov)

ESC HEBER VALLEY SSD SRB S2026

GENERAL MANAGER

PO BOX 427

MIDWAY UT 84049-0427

**Account**

**Account Period**

**9573**

June 01, 2026 through June 30, 2026

**Summary**

Beginning Balance	\$ 2,004,016.57	Average Daily Balance	\$ 2,004,016.57
Deposits	\$ 6,408.13	Interest Earned	\$ 6,408.13
Withdrawals	\$ 0.00	360 Day Rate	3.8372
Ending Balance	\$ 2,010,424.70	365 Day Rate	3.8905

<b>Date</b>	<b>Activity</b>	<b>Deposits</b>	<b>Withdrawals</b>	<b>Balance</b>
06/01/2026	FORWARD BALANCE	\$ 0.00	\$ 0.00	\$ 2,004,016.57
06/30/2026	REINVESTMENT	\$ 6,408.13	\$ 0.00	\$ 2,010,424.70
06/30/2026	ENDING BALANCE	\$ 0.00	\$ 0.00	\$ 2,010,424.70

## Heber Valley Special Service District Check Transaction Detail Report March 28 through July 9, 2026

Type	Date	Num	Name	Memo	Account	Class	Clr	Split	Debit	Credit	Balance
<b>AQUA ENGINEERING</b>											
Bill	06/30/2026	33320	AQUA ENGINEERING	Project: 001358.C HVSSD General Services through 5/31/2026	ACCOUNTS PA...	PLANT		5215310 PR...		1,912.50	-1,912.50
Total AQUA ENGINEERING									0.00	1,912.50	-1,912.50
<b>AQUA ENVIRONMENTAL SERVICES</b>											
Bill	07/02/2026	3734	AQUA ENVIRONMENTAL SERVI...	ANNUAL METER CALIBRATIONS	ACCOUNTS PA...	PLANT		5213245 RE...		1,000.00	-1,000.00
Total AQUA ENVIRONMENTAL SERVICES									0.00	1,000.00	-1,000.00
<b>BLUE STAKES OF UTAH</b>											
Bill	06/30/2026	UT202601413	BLUE STAKES OF UTAH	Annual Membership Fee	ACCOUNTS PA...	PLANT		5213235 TR...		66.25	-66.25
Total BLUE STAKES OF UTAH									0.00	66.25	-66.25
<b>CHEMTECH-FORD</b>											
Bill	06/10/2026	26F0113	CHEMTECH-FORD	June Week #1	ACCOUNTS PA...			5213240 OF...	1,699.00		-1,699.00
Bill	06/26/2026	26F1324	CHEMTECH-FORD	June Week #2	ACCOUNTS PA...			5213240 OF...	1,678.00		-3,377.00
Bill	06/29/2026	26F1579	CHEMTECH-FORD	Irrigation Farm 2nd Quarter	ACCOUNTS PA...	FARM		5314000 FA...	1,350.00		-4,727.00
Total CHEMTECH-FORD									0.00	4,727.00	-4,727.00
<b>CRAIG SIMONS - STIPEND</b>											
Bill	07/01/2026	JULY	CRAIG SIMONS - STIPEND	DIRECTOR'S STIPEND - JULY 2026	ACCOUNTS PA...	PLANT		5215312 DI...		350.00	-350.00
Total CRAIG SIMONS - STIPEND									0.00	350.00	-350.00
<b>DAMESTIQUES CLEANING</b>											
Bill	06/10/2026	32893	DAMESTIQUES CLEANING	Cleaning 6/10/2026	ACCOUNTS PA...			5213710 OF...	160.00		-160.00
Bill	06/24/2026	32940	DAMESTIQUES CLEANING	Cleaning 6/24/2026	ACCOUNTS PA...			5213710 OF...	160.00		-320.00
Total DAMESTIQUES CLEANING									0.00	320.00	-320.00
<b>DON HUGGARD - STIPEND</b>											
Bill	07/01/2026	JULY	DON HUGGARD - STIPEND	DIRECTOR'S STIPEND - JULY 2026	ACCOUNTS PA...	PLANT		5215312 DI...		350.00	-350.00
Total DON HUGGARD - STIPEND									0.00	350.00	-350.00
<b>DOUG CLEMENTS - STIPEND</b>											
Bill	07/01/2026	JULY	DOUG CLEMENTS - STIPEND	DIRECTOR'S STIPEND - JULY 2026	ACCOUNTS PA...	PLANT		5215312 DI...		350.00	-350.00
Total DOUG CLEMENTS - STIPEND									0.00	350.00	-350.00
<b>DS Accounting Services LLC</b>											
Bill	06/30/2026	2026-0228	DS Accounting Services LLC	June Services	ACCOUNTS PA...	PLANT		-SPLIT-		1,334.08	-1,334.08
Total DS Accounting Services LLC									0.00	1,334.08	-1,334.08
<b>ENBRIDGE GAS</b>											
Bill	06/15/2026	5465020000	ENBRIDGE GAS	Account: 5465020000 Service: 5/19/2026 - 6/15/2026	ACCOUNTS PA...			5213271 OT...	169.68		-169.68
Total ENBRIDGE GAS									0.00	169.68	-169.68
<b>ETS</b>											
Bill	06/30/2026	EM-946	ETS	June support and service	ACCOUNTS PA...	PLANT		-SPLIT-		2,422.99	-2,422.99
Total ETS									0.00	2,422.99	-2,422.99
<b>FLEET OPERATIONS</b>											
Bill	07/01/2026	F2612E00854	FLEET OPERATIONS	Customer Account WEX00332	ACCOUNTS PA...	PLANT		-SPLIT-		6,419.05	-6,419.05
Total FLEET OPERATIONS									0.00	6,419.05	-6,419.05
<b>FRONTIER PRECISION</b>											
Bill	06/26/2026	INV352531	FRONTIER PRECISION	PM 63	ACCOUNTS PA...			5213245 RE...	676.00		-676.00
Total FRONTIER PRECISION									0.00	676.00	-676.00
<b>HEBER CITY CORPORATION</b>											
Bill	07/01/2026	JULY	HEBER CITY CORPORATION	DIRECTOR'S STIPEND - JULY 2026	ACCOUNTS PA...	PLANT		-SPLIT-		1,050.00	-1,050.00
Total HEBER CITY CORPORATION									0.00	1,050.00	-1,050.00

## Heber Valley Special Service District Check Transaction Detail Report March 28 through July 9, 2026

Type	Date	Num	Name	Memo	Account	Class	Cir	Split	Debit	Credit	Balance
<b>HEBER LIGHT &amp; POWER</b>											
Bill	06/30/2026	062226	HEBER LIGHT & POWER	5/22/26 - 6/22/26 Service	ACCOUNTS PA...			-SPLIT-		33,569.29	-33,569.29
Total HEBER LIGHT & POWER									0.00	33,569.29	-33,569.29
<b>James Goodley</b>											
Bill	06/17/2026	May/June Rei...	James Goodley	Travel and purchase reimbursement for 5/6/26-6/4/26	ACCOUNTS PA...			-SPLIT-		202.97	-202.97
Total James Goodley									0.00	202.97	-202.97
<b>JB GORDON CONSTRUCTION INC</b>											
Bill	06/15/2026	3764	JB GORDON CONSTRUCTION I...	Lagoon Air Line Repair	ACCOUNTS PA...			-SPLIT-		50,997.00	-50,997.00
Total JB GORDON CONSTRUCTION INC									0.00	50,997.00	-50,997.00
<b>MIDWAY SANITATION DISTRICT</b>											
Bill	07/02/2026	IMP FEE REFU...	MIDWAY SANITATION DISTRICT	Refund for duplicated payment of December 2025 O&M and Flow bill	ACCOUNTS PA...			-SPLIT-		67,770.42	-67,770.42
Total MIDWAY SANITATION DISTRICT									0.00	67,770.42	-67,770.42
<b>MOUNTAINLAND SUPPLY CO</b>											
Bill	06/22/2026	S107956277.0...	MOUNTAINLAND SUPPLY CO	Pivot Repairs	ACCOUNTS PA...			5214240 BL...		1,153.01	-1,153.01
Bill	06/30/2026	S107971484.0...	MOUNTAINLAND SUPPLY CO	56 RPM WORM/2HP/INV	ACCOUNTS PA...			5214240 BL...		2,036.20	-3,189.21
Bill	07/06/2026	S107971484.0...	MOUNTAINLAND SUPPLY CO	Eic MR 2HP 1800 RPM	ACCOUNTS PA...			5214240 BL...		1,388.13	-4,577.34
Total MOUNTAINLAND SUPPLY CO									0.00	4,577.34	-4,577.34
<b>Parkland USA Corporation (RHINEHART OIL)</b>											
Bill	06/18/2026	IN-259510-26	Parkland USA Corporation (RHIN...	Fuel for rental pumps	ACCOUNTS PA...			5213245 RE...		1,095.38	-1,095.38
Bill	06/23/2026	IN-264999-26	Parkland USA Corporation (RHIN...	Fuel for rental pumps	ACCOUNTS PA...			5213245 RE...		866.42	-1,961.80
Bill	06/25/2026	IN-270939-26	Parkland USA Corporation (RHIN...	Fuel for rental pumps	ACCOUNTS PA...			5213245 RE...		986.47	-2,948.27
Bill	06/30/2026	IN-274768-26	Parkland USA Corporation (RHIN...	Fuel for rental pumps	ACCOUNTS PA...			5213245 RE...		753.41	-3,701.68
Total Parkland USA Corporation (RHINEHART OIL)									0.00	3,701.68	-3,701.68
<b>PEHP LONG-TERM DISABILITY</b>											
Bill	07/01/2026	02-05 2026	PEHP LONG-TERM DISABILITY	PEHP LTD Premiums 2/28/26 through 5/22/26	ACCOUNTS PA...			-SPLIT-		543.96	-543.96
Total PEHP LONG-TERM DISABILITY									0.00	543.96	-543.96
<b>RAY QUINNEY &amp; NEBEKER P.C.</b>											
Bill	04/17/2026	836890	RAY QUINNEY & NEBEKER P.C.	Client Matter: 37821-2 Professional Services through 3/31/26	ACCOUNTS PA...			5215310 PR...		2,503.00	-2,503.00
Bill	06/16/2026	843035	RAY QUINNEY & NEBEKER P.C.	Client Matter: 37821-3 through May 31, 2026	ACCOUNTS PA...	PLANT		5215310 PR...		5,037.00	-7,540.00
Bill	06/16/2026	843036	RAY QUINNEY & NEBEKER P.C.	Client Matter: 37821-10, RE: DWQ Permitting	ACCOUNTS PA...	PLANT		5215310 PR...		2,090.00	-9,630.00
Total RAY QUINNEY & NEBEKER P.C.									0.00	9,630.00	-9,630.00
<b>RIGHTWORKS</b>											
Bill	07/05/2026	INV04432658	RIGHTWORKS	RIGHTWORKS CLOUD HOSTING 7/5/2026 - 8/4/2026	ACCOUNTS PA...	PLANT		5215310 PR...		255.00	-255.00
Total RIGHTWORKS									0.00	255.00	-255.00
<b>Sunbelt Rentals Inc</b>											
Bill	06/18/2026	185137027-0001	Sunbelt Rentals Inc	Bauer Hose 6/15/26-6/18/26	ACCOUNTS PA...	PLANT		5213245 RE...		1,564.00	-1,564.00
Bill	06/19/2026	185025884-0001	Sunbelt Rentals Inc	Fuel Cell with Pump 6/10/26-7/7/26	ACCOUNTS PA...	PLANT		5213245 RE...		1,459.75	-3,023.75
Bill	07/01/2026	184973143-0001	Sunbelt Rentals Inc	Vac Pump 6/9/26-7/6/26	ACCOUNTS PA...	PLANT		5213245 RE...		4,911.59	-7,935.34
Bill	07/02/2026	185137027-0002	Sunbelt Rentals Inc	8" Pump Rental	ACCOUNTS PA...	PLANT		5213245 RE...		6,082.65	-14,017.99
Total Sunbelt Rentals Inc									0.00	14,017.99	-14,017.99
<b>THATCHER COMPANY, INC.</b>											
Bill	06/30/2026	2026100108831	THATCHER COMPANY, INC.	Chemical Tote purchase	ACCOUNTS PA...	PLANT		5213272 SA...		14,182.62	-14,182.62
Total THATCHER COMPANY, INC.									0.00	14,182.62	-14,182.62
<b>TWIN D INC</b>											
Bill	06/22/2026	831957 RI	TWIN D INC	Transfer Structures - Mobilization & Cleaning	ACCOUNTS PA...			5213245 RE...		1,192.50	-1,192.50
Total TWIN D INC									0.00	1,192.50	-1,192.50

## Heber Valley Special Service District Check Transaction Detail Report March 28 through July 9, 2026

Type	Date	Num	Name	Memo	Account	Class	Clr	Split	Debit	Credit	Balance
<b>USA BLUEBOOK</b>											
Bill	06/30/2026	INV01089264	USA BLUEBOOK	PO 64	ACCOUNTS PA...	PLANT		5213240 OF...		790.29	-790.29
Total USA BLUEBOOK									0.00	790.29	-790.29
<b>VANCON INC</b>											
Bill	03/31/2026	MARCH	VANCON INC	HEADWORKS UPGRADE PROJECT PAYMENT #11	ACCOUNTS PA...			1711910 PL...		36,454.45	-36,454.45
Bill	05/08/2026	APRIL	VANCON INC	HEADWORKS UPGRADE PROJECT PAYMENT #12	ACCOUNTS PA...			1711910 PL...		123,681.87	-160,136.32
Total VANCON INC									0.00	160,136.32	-160,136.32
<b>WASATCH AUTO PARTS</b>											
Bill	06/10/2026	341462	WASATCH AUTO PARTS	PM2	ACCOUNTS PA...			5213245 RE...		155.96	-155.96
Bill	06/18/2026	341972	WASATCH AUTO PARTS	PM2	ACCOUNTS PA...			5213245 RE...		59.98	-215.94
Total WASATCH AUTO PARTS									0.00	215.94	-215.94
<b>WASATCH COUNTY</b>											
Bill	07/01/2026	555	WASATCH COUNTY	July Benefits	ACCOUNTS PA...	PLANT		-SPLIT-		7,334.10	-7,334.10
Total WASATCH COUNTY									0.00	7,334.10	-7,334.10
<b>WASATCH COUNTY - STIPEND</b>											
Bill	07/01/2026	JULY	WASATCH COUNTY - STIPEND	DIRECTOR'S STIPEND - JULY 2026	ACCOUNTS PA...	PLANT		5215312 DI...		350.00	-350.00
Total WASATCH COUNTY - STIPEND									0.00	350.00	-350.00
<b>WASATCH COUNTY SOLID WASTE</b>											
Bill	07/01/2026	July 2026	WASATCH COUNTY SOLID WA...	Account .80001: Billing Period 7/31/2026	ACCOUNTS PA...	PLANT		5213271 OT...		196.00	-196.00
Total WASATCH COUNTY SOLID WASTE									0.00	196.00	-196.00
<b>TOTAL</b>									<b>0.00</b>	<b>390,810.97</b>	<b>-390,810.97</b>

## Heber Valley Special Service District Credit Card Transaction Detail Report June 11 through July 9, 2026

Type	Date	Num	Name	Memo	Account	Class	Clr	Split	Debit	Credit	Balance
<b>Auto Spa of Heber City</b>											
Credit Card ...	07/02/2026		Auto Spa of Heber City		Zions Bank Credi...			5213274 VE...		20.00	20.00
Total Auto Spa of Heber City									0.00	20.00	20.00
<b>BANKCARD CENTER - Zions CC</b>											
Check	06/12/2026		BANKCARD CENTER - Zions CC	Credit Card Payment	Zions Bank Credi...			1123000 CA...	2,593.04		-2,593.04
Total BANKCARD CENTER - Zions CC									2,593.04	0.00	-2,593.04
<b>Batteries + Bulbs</b>											
Credit Card ...	07/01/2026		Batteries + Bulbs		Zions Bank Credi...			5213245 RE...		106.18	106.18
Total Batteries + Bulbs									0.00	106.18	106.18
<b>Bluebeam Inc</b>											
Credit Card ...	06/12/2026		Bluebeam Inc	NetSuite Invoice 2870581	Zions Bank Credi...			5213710 OF...		330.00	330.00
Total Bluebeam Inc									0.00	330.00	330.00
<b>Intermedia</b>											
Credit Card ...	06/15/2026		Intermedia	Voice services 5/14/26-6/14/26	Zions Bank Credi...			5213271 OT...		38.80	38.80
Total Intermedia									0.00	38.80	38.80
<b>LEE'S MARKETPLACE</b>											
Credit Card ...	06/11/2026		LEE'S MARKETPLACE	Board snacks	Zions Bank Credi...			5213710 OF...		41.88	41.88
Credit Card ...	07/02/2026		LEE'S MARKETPLACE		Zions Bank Credi...			5213710 OF...		1,273.85	1,315.73
Total LEE'S MARKETPLACE									0.00	1,315.73	1,315.73
<b>Network Solutions</b>											
Credit Card ...	06/16/2026		Network Solutions		Zions Bank Credi...			5213710 OF...		90.30	90.30
Total Network Solutions									0.00	90.30	90.30
<b>TOTAL</b>									<b>2,593.04</b>	<b>1,901.01</b>	<b>-692.03</b>

# UNAPPROVED

## MINUTES OF THE HEBER VALLEY SPECIAL SERVICE DISTRICT JUNE 11, 2026 – 4:00PM

**PRESENT:**

Heidi Franco	Chair
Craig Simons	Vice Chair (4:02 p.m.)
Colleen Bonner	Board Member
Don Huggard	Board Member
Doug Clements	Board Member
Mike Johnston	Board Member (4:23 p.m.)
Yvonne Barney	Board Member (4:02 p.m.)

**ALSO PRESENT:**

James Goodley	General Manager
Christine Morgan	Secretary
Trent Davis	HVSSD
Rusty Harris	HVSSD
Wes Johnson	MSD
Matt Church	ULGT - Attorney
Brett Gilmore	ULGT - Attorney
Josh McKell	ULGT - Risk Financial Consultant

**CONDUCTING:** Board Chair, Heidi Franco

### AGENDA ITEMS:

- 1. Closed Session:** A strategy session to discuss pending or reasonably imminent litigation pursuant to U.C.A. 52-4-205 and/or discuss personnel or property items.
- 2. ULGT 2026 Policy Renewal:** (Josh McKell – ULGT)
- 3. Public Comment:** This is the public's opportunity to comment on items not on the agenda.
- 4. Entity Updates:** From HVSSD Member Entities
- 5. Committee Updates:** From HVSSD Committees
- 6. Consent Agenda:**
  - May 2026 Budget Report
  - May 2026 Financials
    - Balance Sheet May 2026
    - Check Register May 2026
    - P&L May 2026
  - PTIF General Fund May 2026
  - PTIF Impact Fee May 2026
  - PTIF Bond May 2026
  - PTIF CIB Bond May 2026
  - May 2026 Warrant list approval
  - May 2026 Board Meeting Minutes – Regular Session (Pending)
  - PTIF Authorized Access Resolution 26-4
- 7. URS Compliance Audit Results:** (Jim Goodley – 15 mins)
- 8. Manager's Report** (Jim Goodley-20 mins)
- 9. Closed Session** – a strategy session to discuss pending or reasonably imminent litigation pursuant to U.C.A. 52-4-205 and/or discuss personnel or property items.
- 10. Adjourn Regular Meeting**
- 11. Headworks Project Completion – Site Tour** (Jim Goodley 30 mins)

Heidi Franco called the meeting to order at 4:31 p.m.

### **1. ULGT 2026 Policy Renewal:** (Josh McKell)

Josh McKell is the risk financial consultant from the Utah Local Governments Trust (ULGT) assists the district make sure we are adequately protecting exposures/risk. Josh provided the District with a policy/coverage review related to the upcoming renewal and how the District's ratings and premiums have changed. The National Council for Compensation Insurance (NCCI) – other than a claim from 2023 the district has a low claim record. Clarification was made regarding a litigation decision to allow claims back to 2024 only. Jim will reach out and make sure that clarification is made. A review of the property schedule will be completed to ensure replacement costs are correct. Premium total change is an increase of \$6,226 (15%).

**MOTION: A motion to approve the ULGT 2026 Policy Renewal of \$46,618 was made by Yvonne Barney and seconded by Don Huggard. The motion carried with the following vote:**

**YES: Mike Johnston, Don Huggard, Colleen Bonner, Heidi Franco, Yvonne, Barney, Craig Simons, Doug Clements**  
**No: None**  
**ABSTAIN: None**

# UNAPPROVED

**ABSENT: None**

**2. Public Comment:**

None

**3. Entity Updates:**

None

**4. Committee Updates:**

None

**5. Consent Agenda:**

- a. May 2026 Budget Report
- b. May 2026 Financials
  - i. Balance Sheet May 2026
  - ii. Check Register May 2026
  - iii. P&L May 2026
- c. PTIF General Fund May 2026
- d. PTIF Impact Fee May 2026
- e. PTIF Bond May 2026
- f. PTIF CIB Bond May 2026
- g. May 2026 Warrant list approval
- h. May 2026 Board Meeting Minutes – Regular Session (Pending)
- i. PTIF Authorized Access Resolution 26-4

Budget Report – Heidi is very concerned about sewer system revenues being low compared to prior year and well below budget projections. On a path of a deficit at year end. The financials will be requested to be received sooner to provide more time to review prior to board meetings and ask questions. It was also suggested, due to the recent changes, that the farm budget be amended.

**MOTION: A motion to approve the consent agenda was made by Colleen Bonner and seconded by Doug Clements.**

**6. URS Compliance Audit Results (Jim Goodley – 15 mins)**

A written summary of the URS compliance audit, which documents the results of the audit, was reviewed with the Board. The URS Compliance Audit identified four main findings. Most have been corrected, and the District is working to complete the remaining cleanup items. The Board discussed having Wasatch County assist with URS processes. No motion was needed because the item was informational only.

**7. Manager's Report:**

Mr. Goodley presented his manager's report.

Colleen Bonner left the meeting at 5:56 p.m.

Craig Simons left the meeting at 6:32 p.m.

**8. Closed Session – a strategy session to discuss pending or reasonably imminent litigation pursuant to U.C.A. 52-4-205 and/or discuss personnel items:**

**MOTION: A motion to move into closed session to discuss personnel was made by Yvonne Barney, seconded by Doug Clements. The motion carried with the following vote:**

**YES: Mike Johnston, Don Huggard, Heidi Franco, Yvonne Barney, Doug Clements**

**No: None**

**ABSTAIN: None**

**ABSENT: Colleen Bonner, Craig Simons**

The board moved into a closed session at 6:48 p.m.

**9. Adjourn Regular Meeting:**

The motion to adjourn was made as follows:

**MOTION: A motion to move out of the closed session and into the open session and adjourn was made by Yvonne Barney, seconded by Doug Clements. The motion carried with the following vote:**

**YES: Mike Johnston, Don Huggard, Heidi Franco, Yvonne Barney, Doug Clements**

**No: None**

**ABSTAIN: None**

**ABSENT: Colleen Bonner, Craig Simons**

The meeting was adjourned at 7:14 p.m.

# UNAPPROVED

**APPROVED** on this \_\_\_\_\_ day of \_\_\_\_\_, 2026.

\_\_\_\_\_  
Heidi Franco, Chair

\_\_\_\_\_  
Christine Morgan, Secretary

PENDING

# HVSSD public health assessment update

---

Alejandra Maldonado, State Toxicologist  
Wasatch County Health Department Board Meeting  
October 23, 2025

# Disclaimer

This presentation was made possible by a cooperative agreement [program # CDC-RFA-TS-23-0001] from the Agency for Toxic Substances and Disease Registry (ATSDR). Its contents are solely the responsibility of the Utah Department of Health and Human Services, Environmental Epidemiology Program and do not necessarily represent the official views of the ATSDR, or the U.S. Department of Health and Human Services.



# Air monitoring 2024



## UDEQ MET Stations (2)

- Wind direction
- Speed



## Sample locations:

- HVSSD lagoons (1)
- Community (1)



## Sample collection:

- April–October

# Air monitoring 2025



**Contaminant of concern:**  
Hydrogen sulfide (H<sub>2</sub>S)



## Meteorological stations

- Wind direction
- Wind speed



## Sample collection:

- March – June 2025
- April – July 2025



## Sample locations:

- HVSSD lagoons (1)
- Community (3)

# Odor complaints

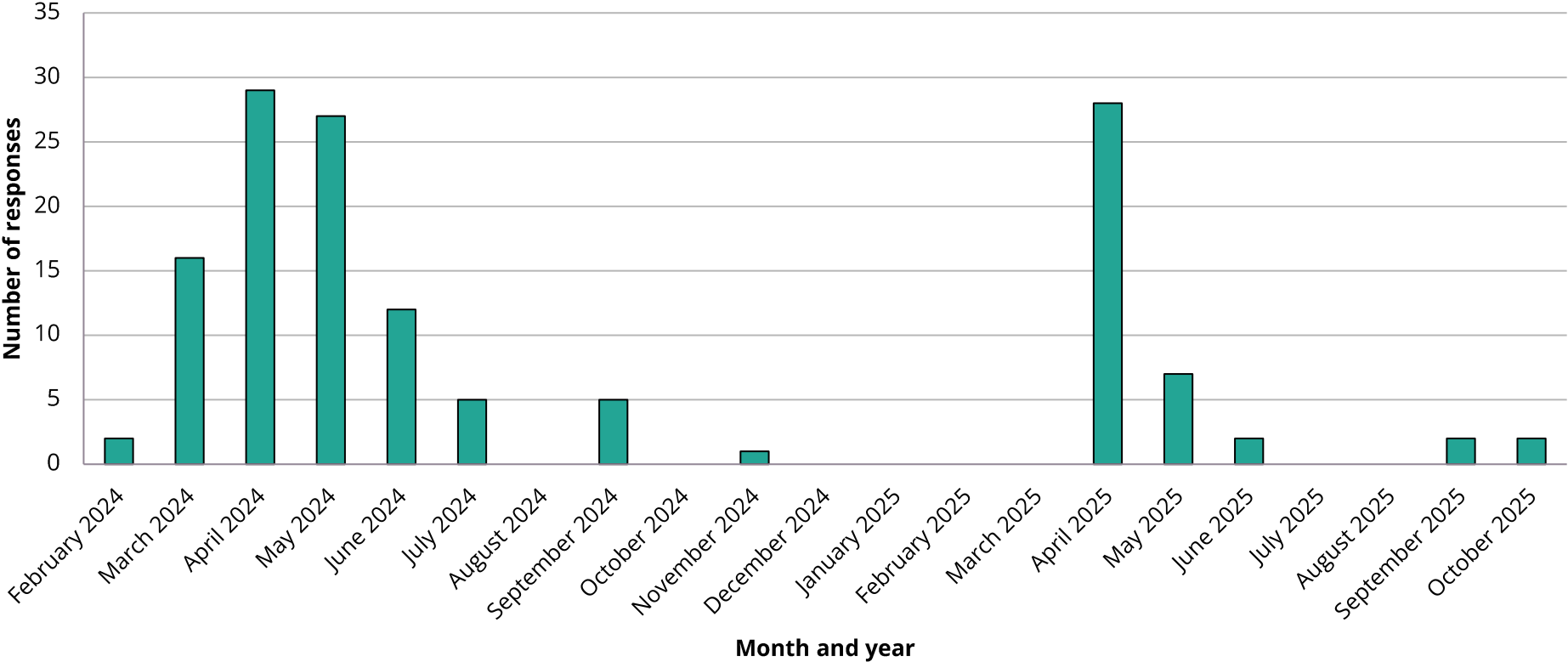
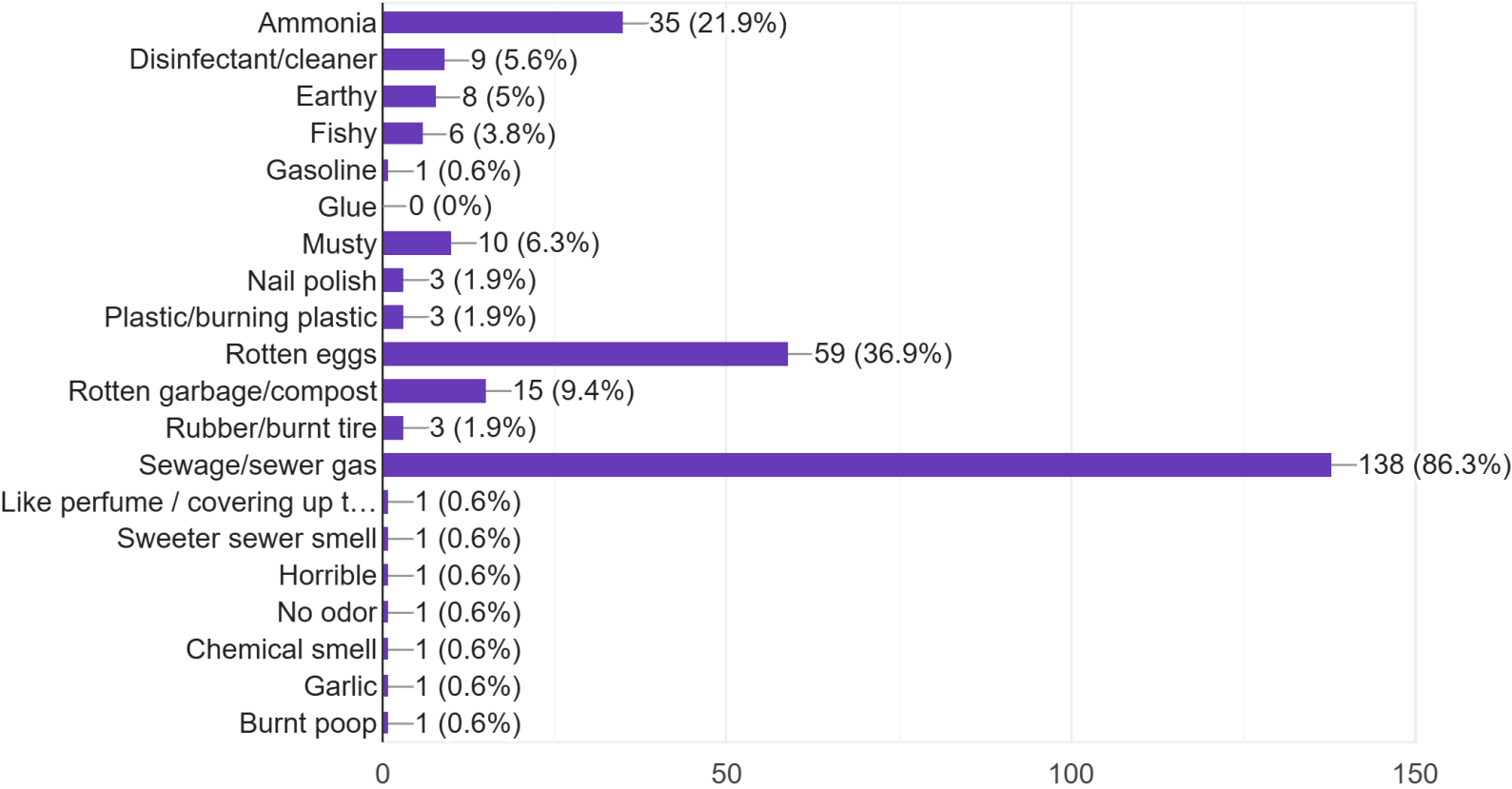


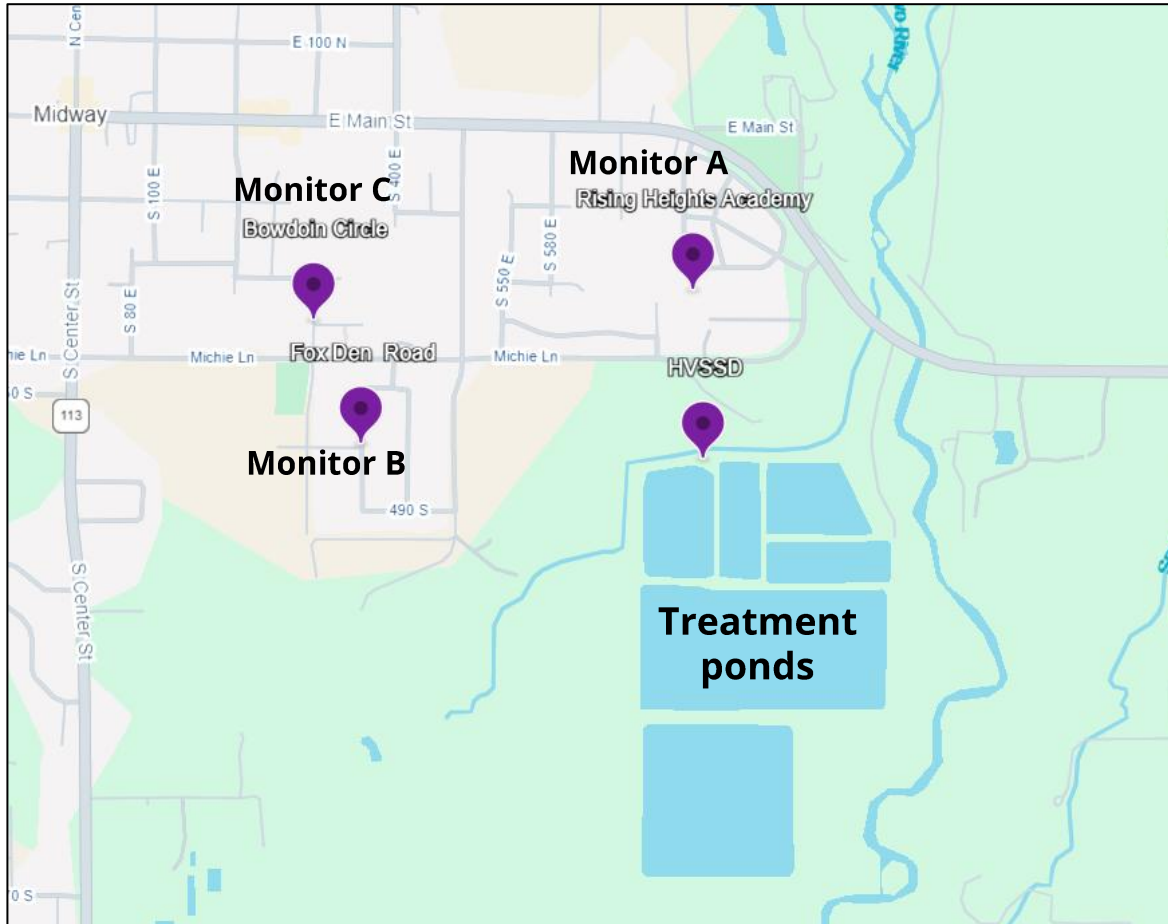
Figure 1. Number of odor complaints by month and year.

# Odor complaints

Please describe what the odor smelled like. Check all that apply.

160 responses





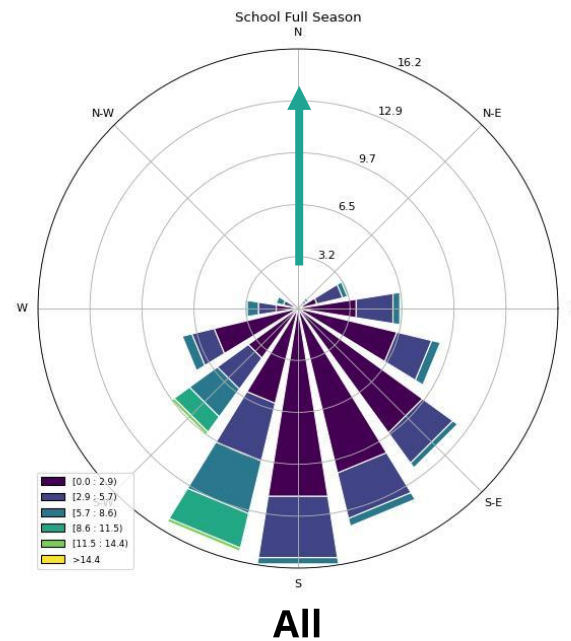
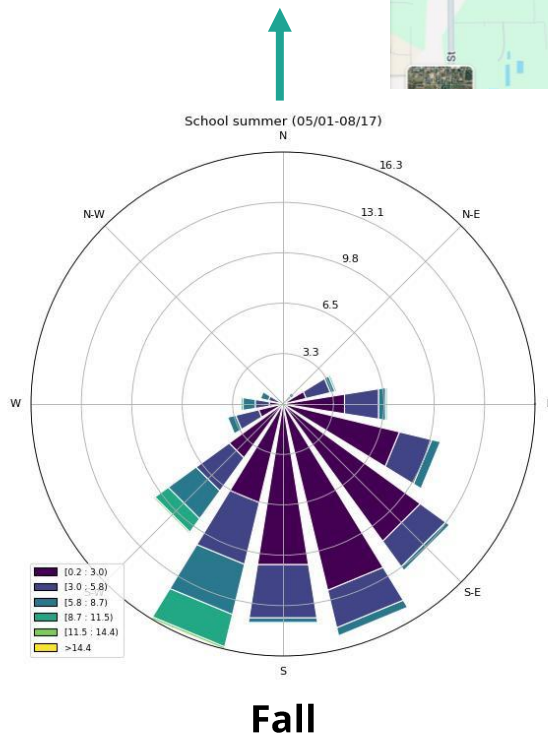
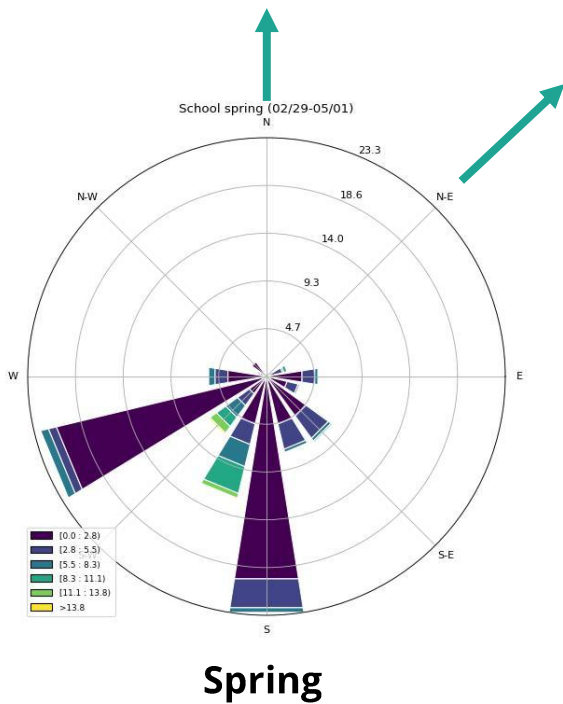
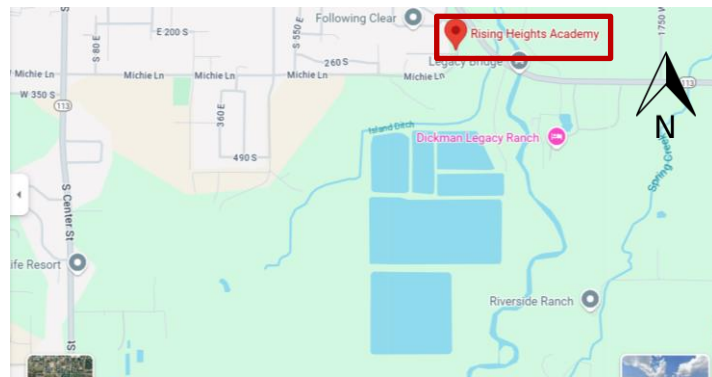
**Figure 3.** Map of sampling locations for hydrogen sulfide ( $H_2S$ ) monitors (nearest street cross section).

- 1 at HVSSD
- 3 community:
  - Bowdoin Cr. (A)
  - Fox Den Rd (B)
  - Rising Heights Academy (C)

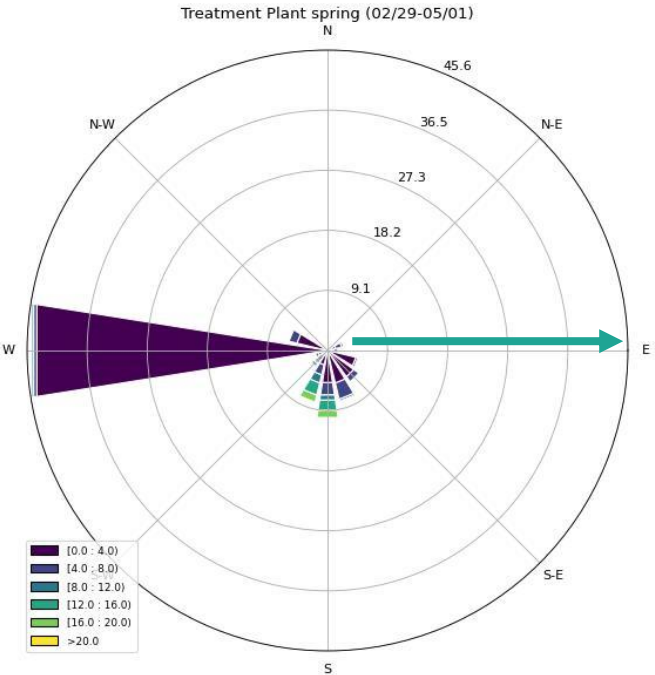
# Results



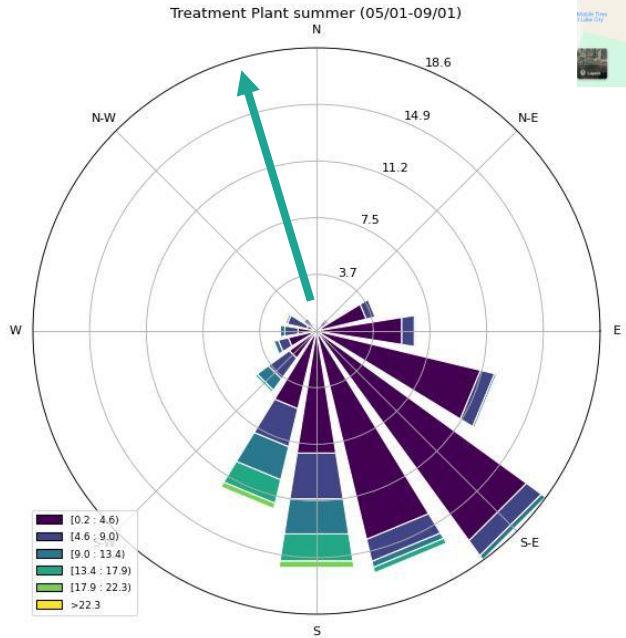
# School MET station data 2024



# Plant MET station data



Spring



Summer



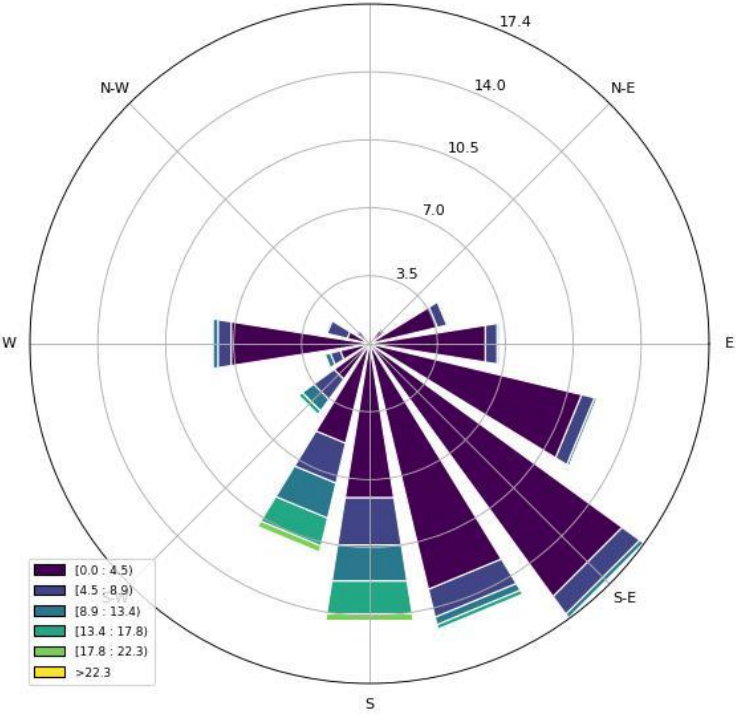
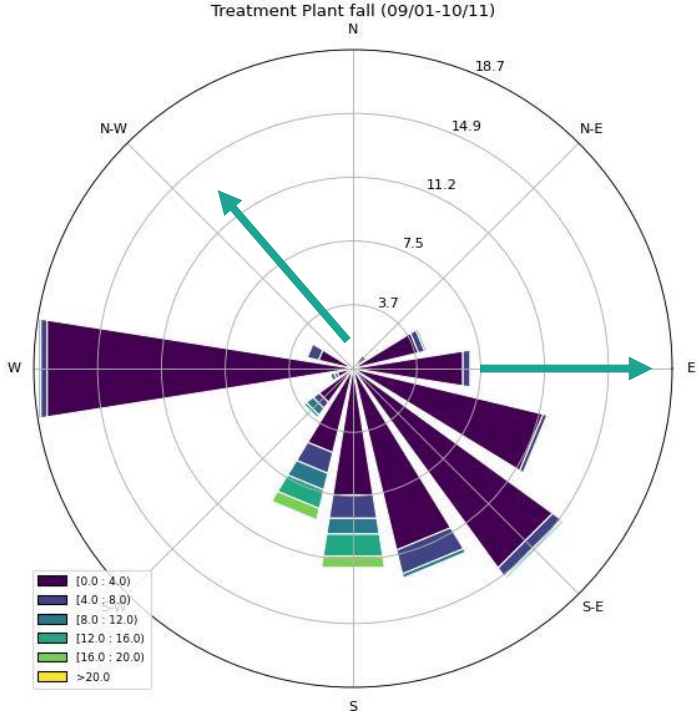
# Plant MET station data



Fall

All

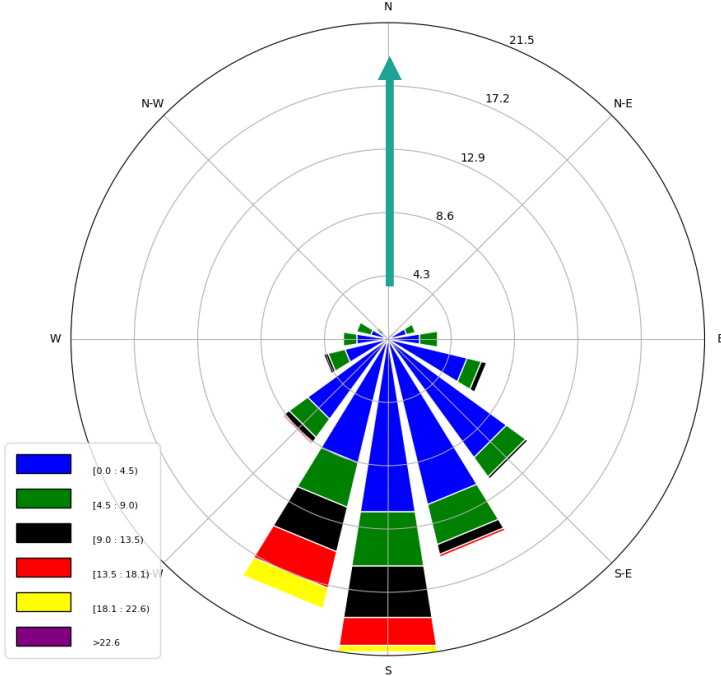
Treatment Plant Full Season



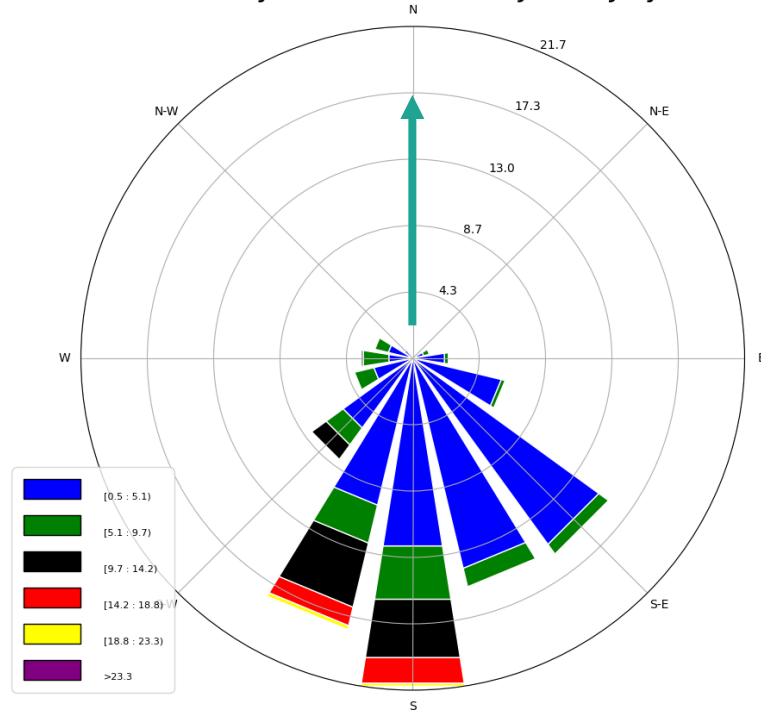
# Plant MET station data 2025



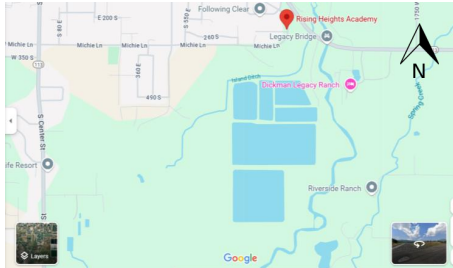
Midway Treatment Plant April - May



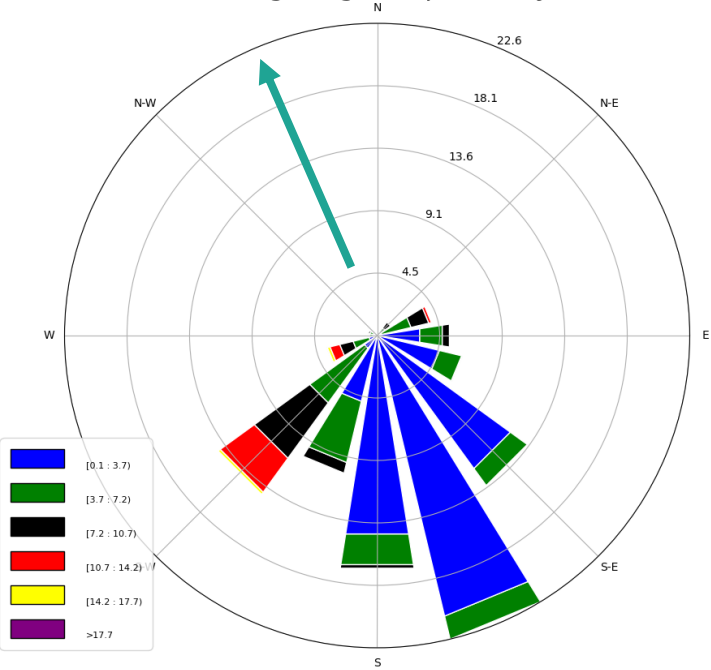
Midway Treatment Plant June - July



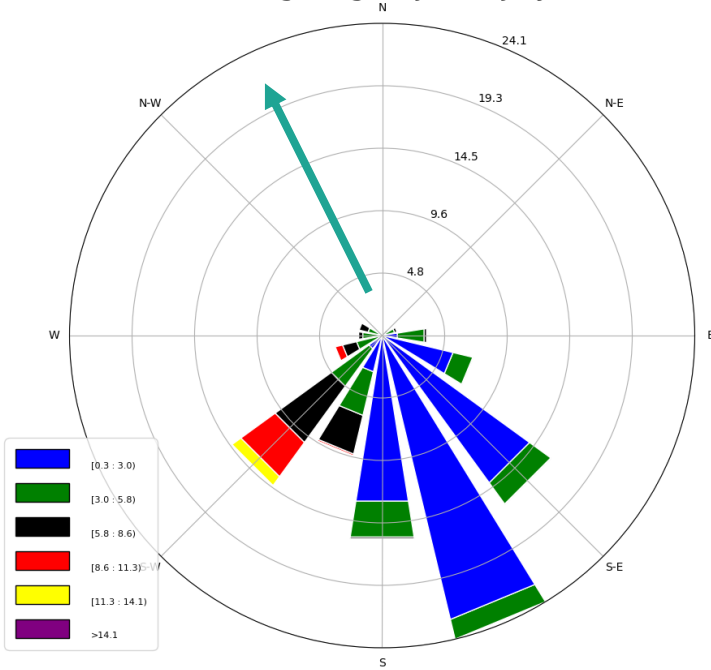
# School MET station data 2025



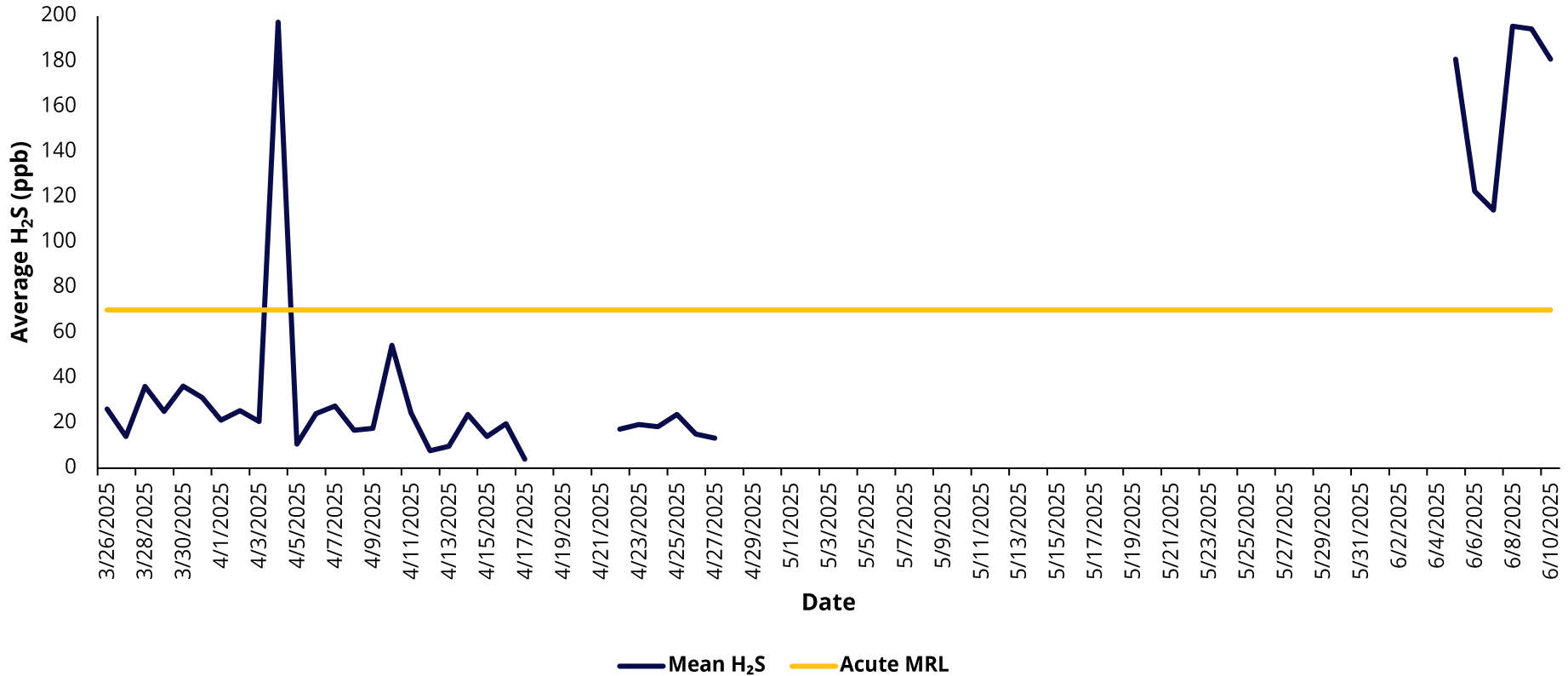
Rising Heights April - May



Rising Heights June - July

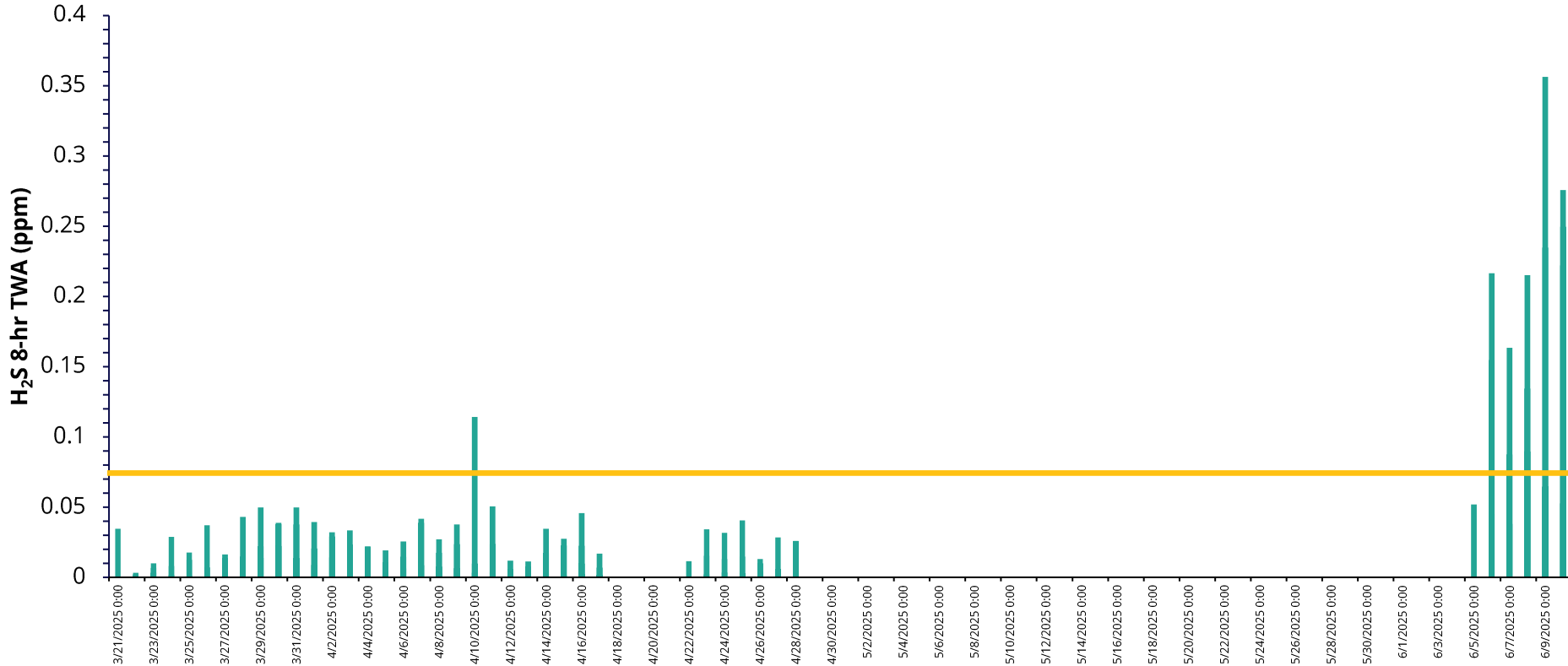


# Results: Daily mean hydrogen sulfide (H<sub>2</sub>S) in air at HVSSD



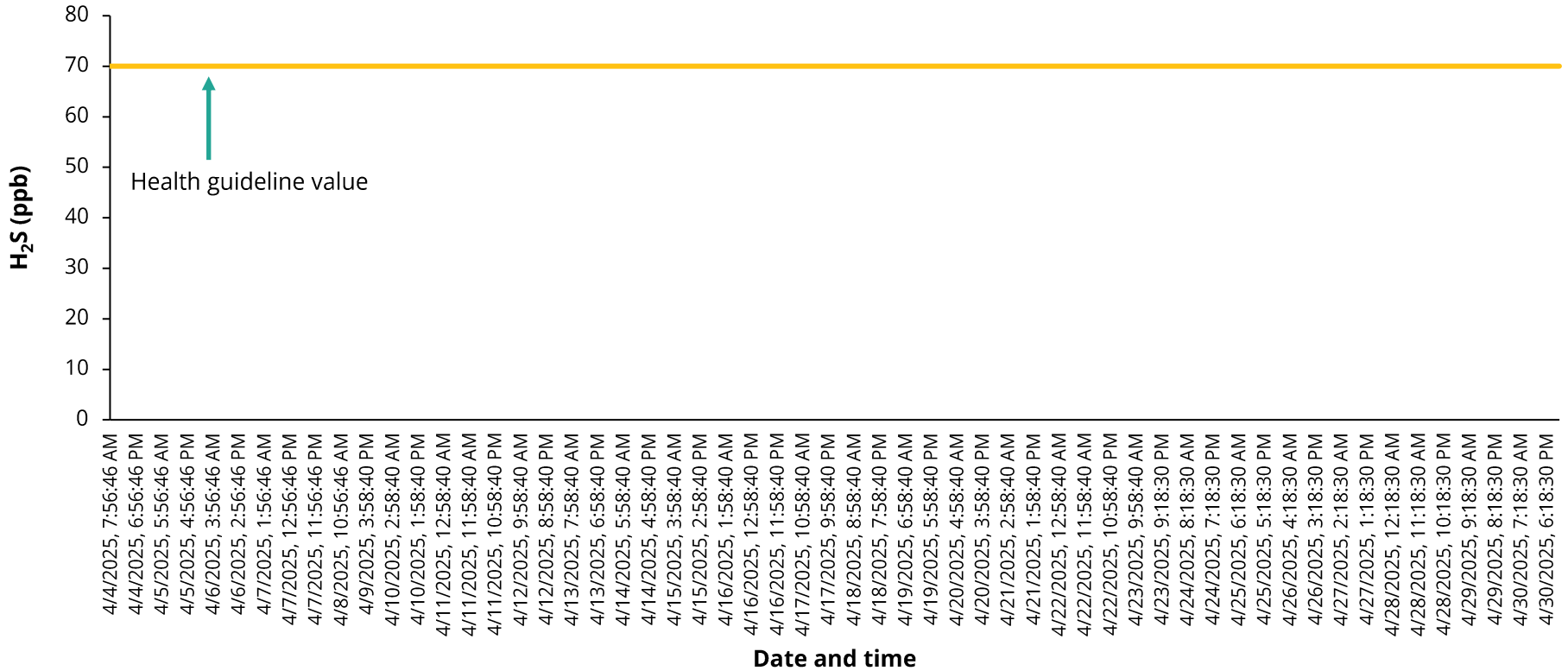
**Figure 2.** Daily average hydrogen sulfide levels in air in parts per billion (ppb) at HVSSD from March 26 to June 10, 2025.

# Results: 8-HR TWA of H<sub>2</sub>S at HVSSD



**Figure 3.** 8-hour time weighted averages for hydrogen sulfide levels in air in parts per million (ppm) at HVSSD from March 21 to June 10, 2025.

# Results: Hydrogen sulfide (H<sub>2</sub>S) for community monitor A (April)



**Figure 6.** Hydrogen sulfide levels in air in parts per billion (ppb) at Rising Heights Academy for April 2025.

# Results: Hydrogen sulfide (H<sub>2</sub>S) for community monitor A (May)

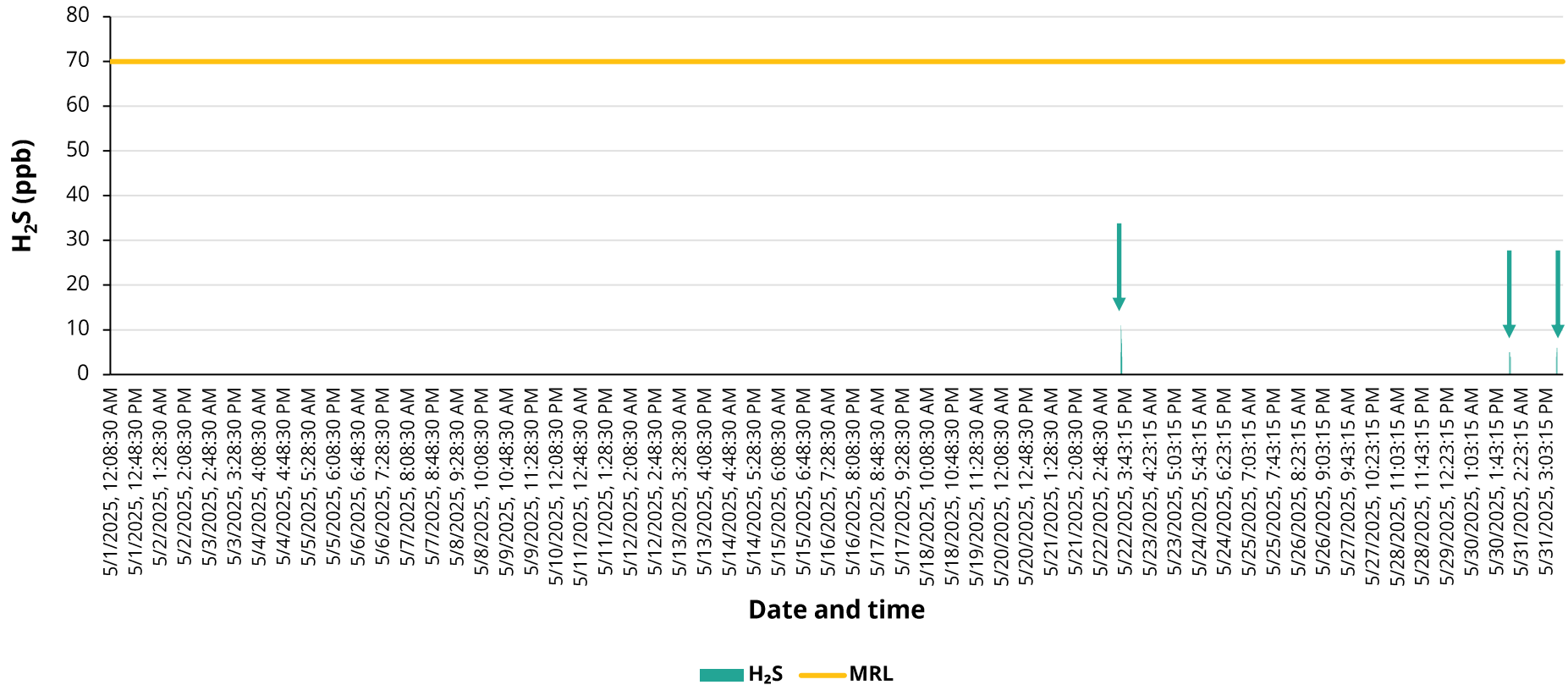
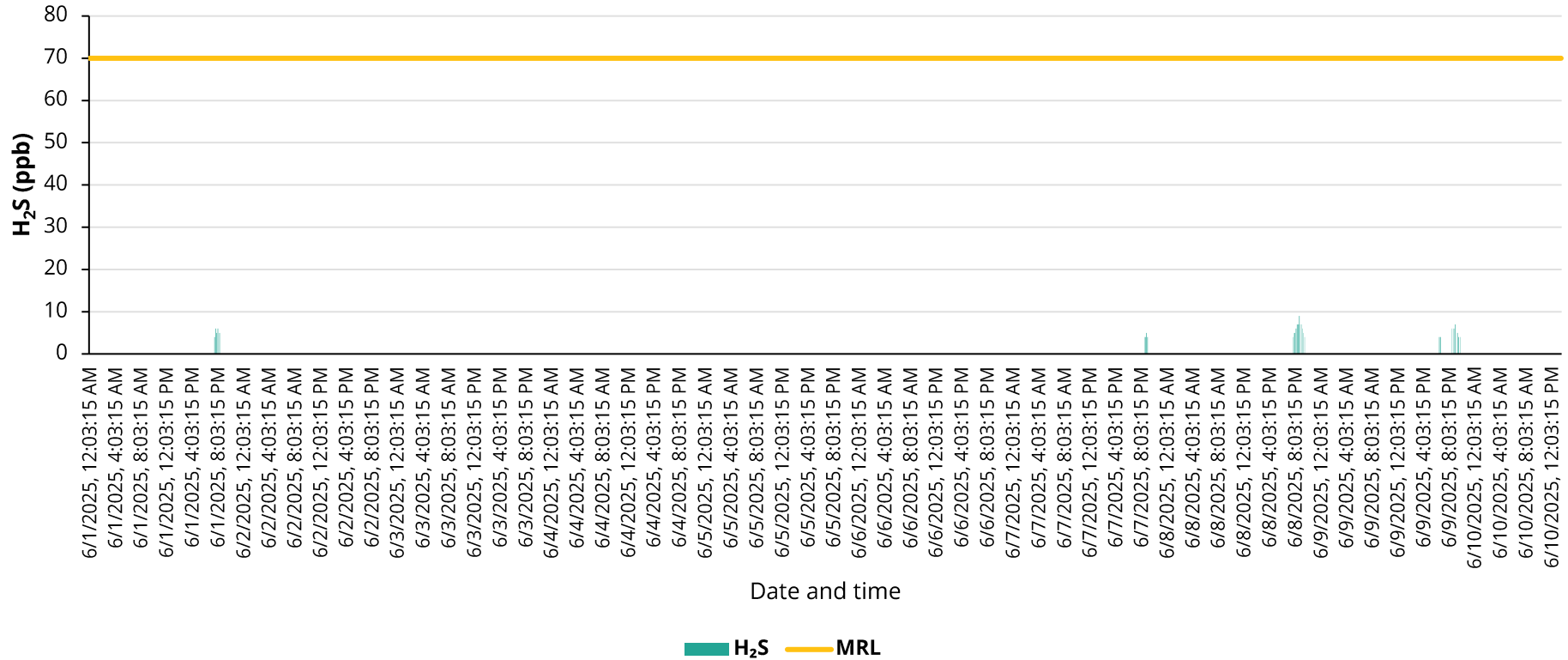


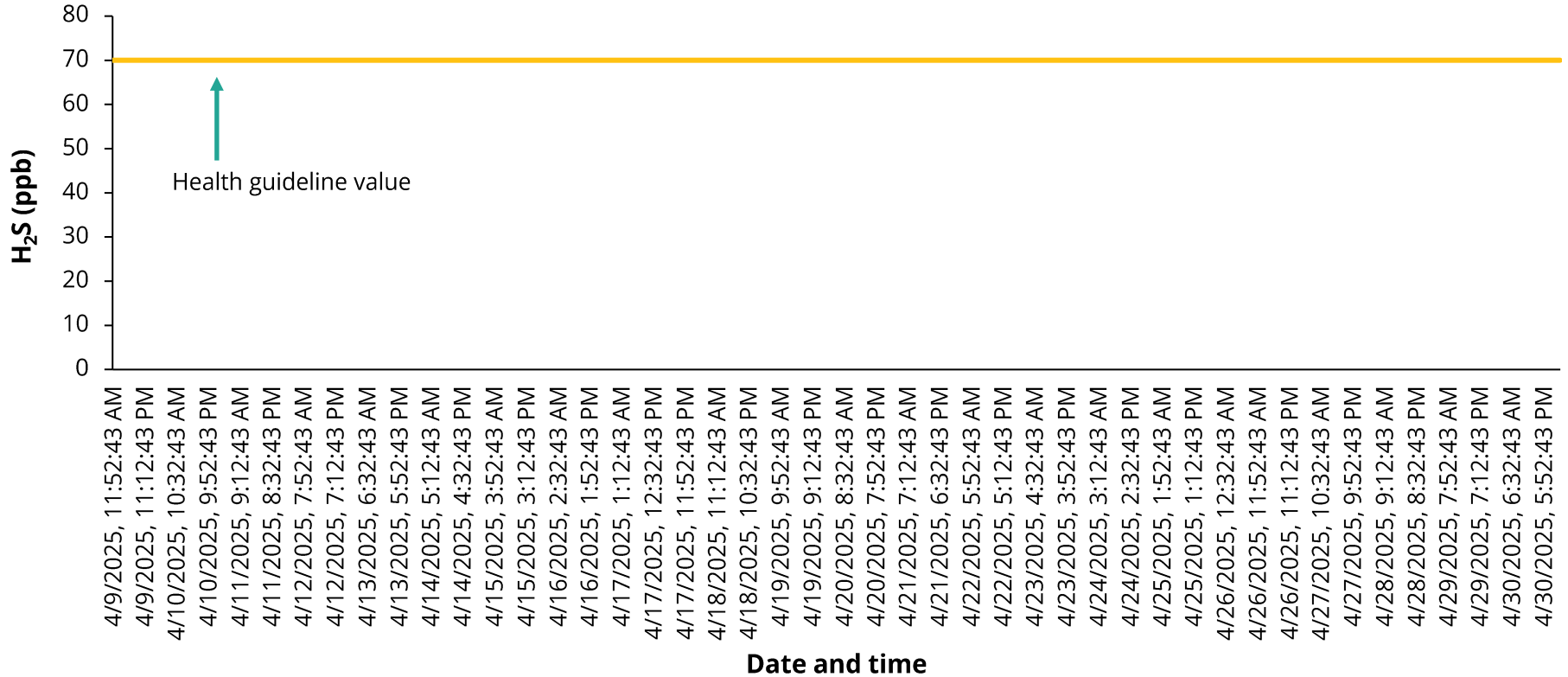
Figure 6. Hydrogen sulfide levels in air in parts per billion (ppb) at Rising Heights Academy for May 2025.

# Results: Hydrogen sulfide (H<sub>2</sub>S) for community monitor A (June)



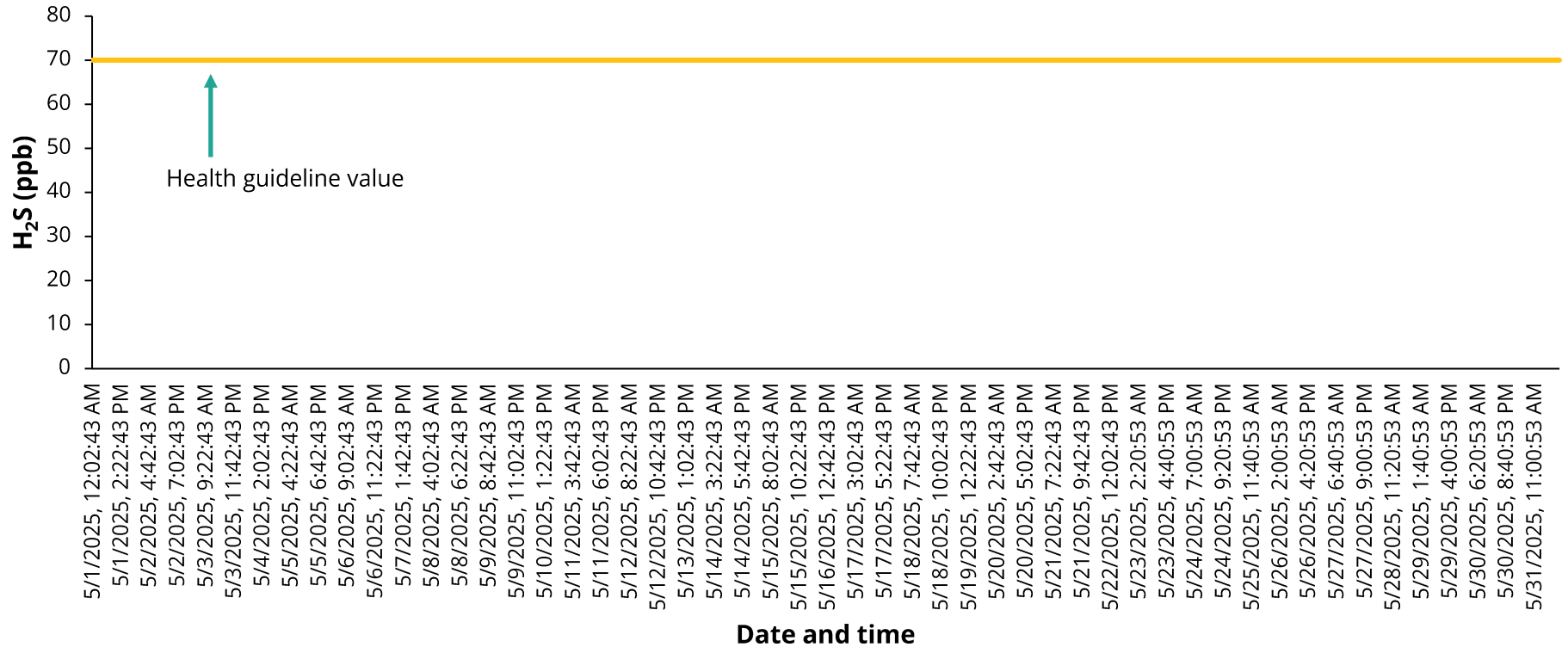
**Figure 6.** Hydrogen sulfide levels in air in parts per billion (ppb) at Rising Heights Academy for June 1-10, 2025.

# Results: Hydrogen sulfide (H<sub>2</sub>S) for community monitor B (April)



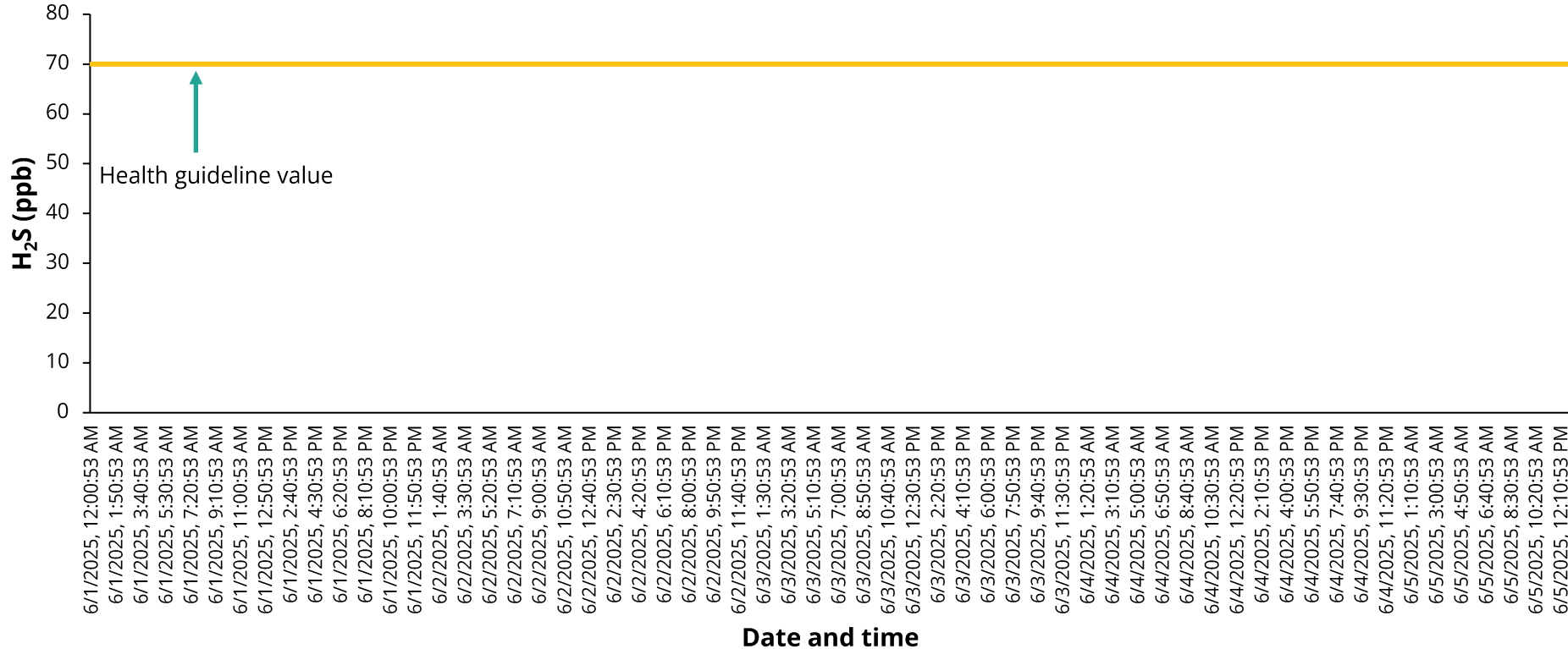
**Figure 6.** Hydrogen sulfide levels in air in parts per billion (ppb) at community monitor A, Fox Den, for April 9-30, 2025.

# Results: Hydrogen sulfide (H<sub>2</sub>S) at community monitor B (May)



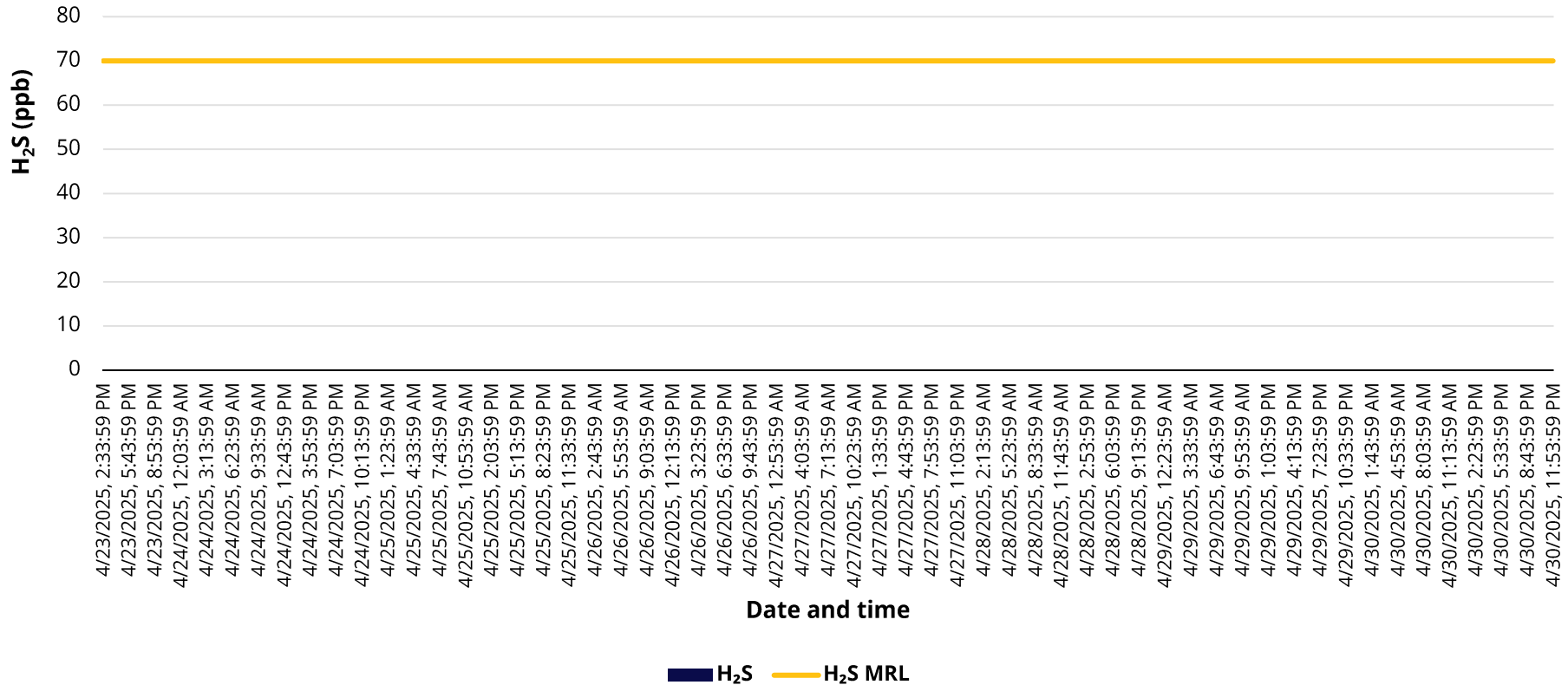
**Figure 6.** Hydrogen sulfide levels in air in parts per billion (ppb) at community monitor B, Fox Den, for May 2025.

# Results: Hydrogen sulfide (H<sub>2</sub>S) at community monitor B (June)



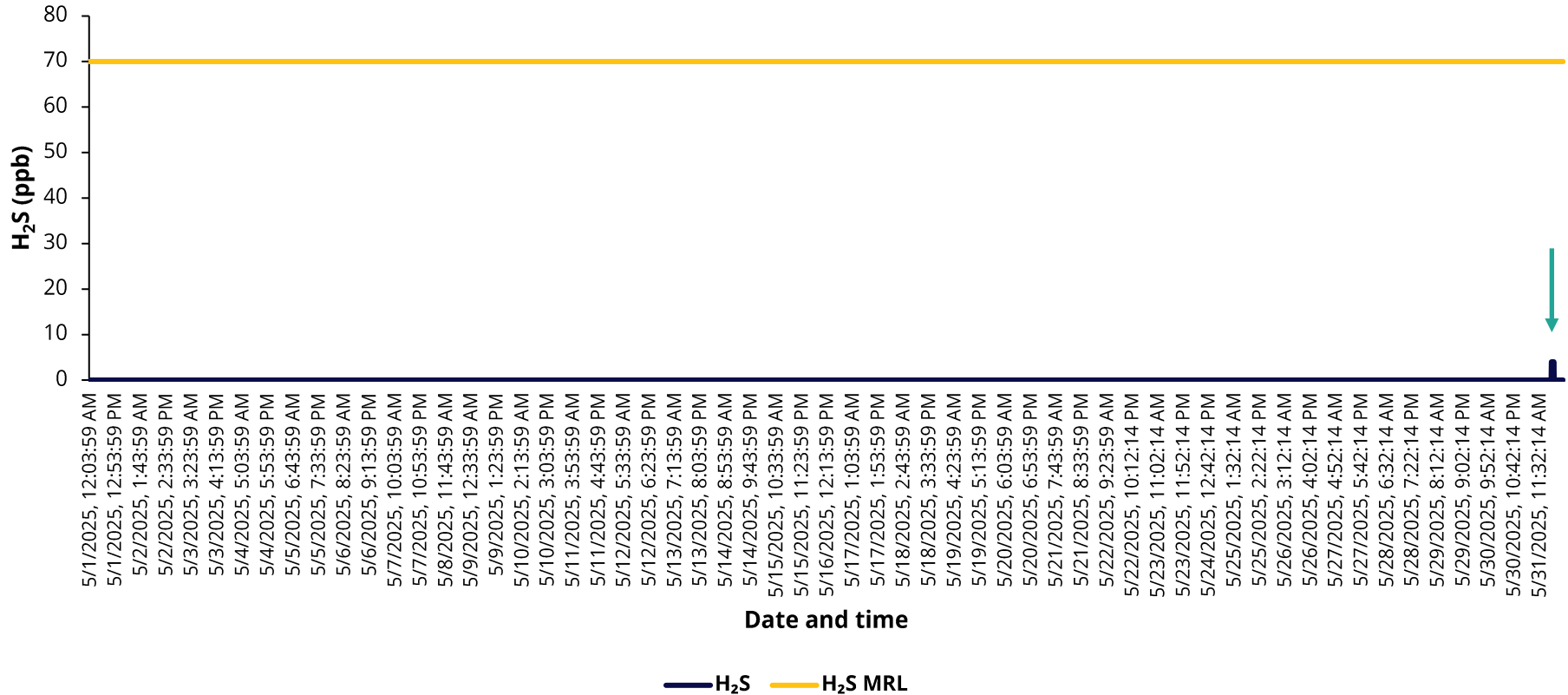
**Figure 6.** Hydrogen sulfide levels in air in parts per billion (ppb) at community monitor B, Fox Den, for June 2025.

# Results: Hydrogen sulfide (H<sub>2</sub>S) at community monitor C (April)



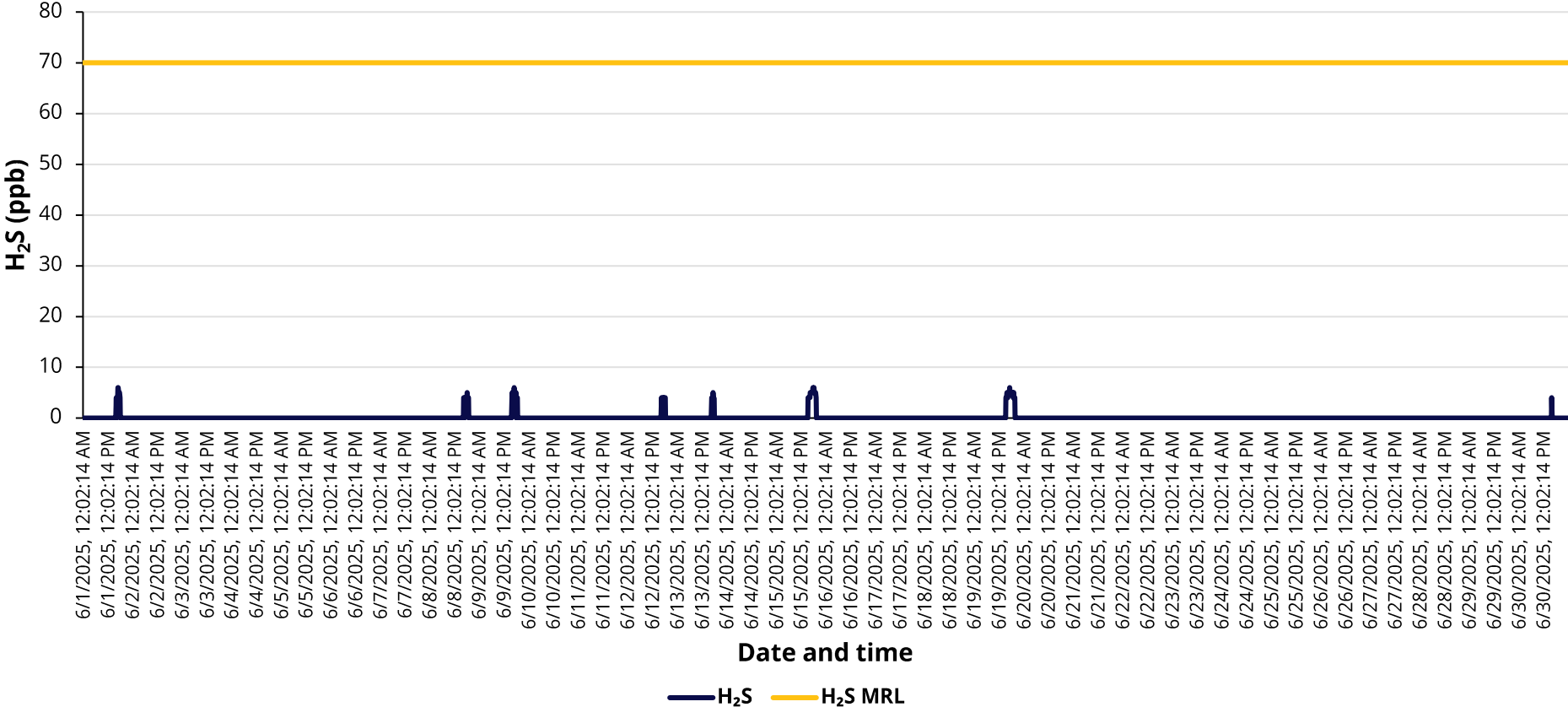
**Figure 2.** Hydrogen sulfide levels in air in parts per billion (ppb) at community monitor C, Bowdoin Circle, for April 2025.

# Results: Hydrogen sulfide (H<sub>2</sub>S) at community monitor C (May)



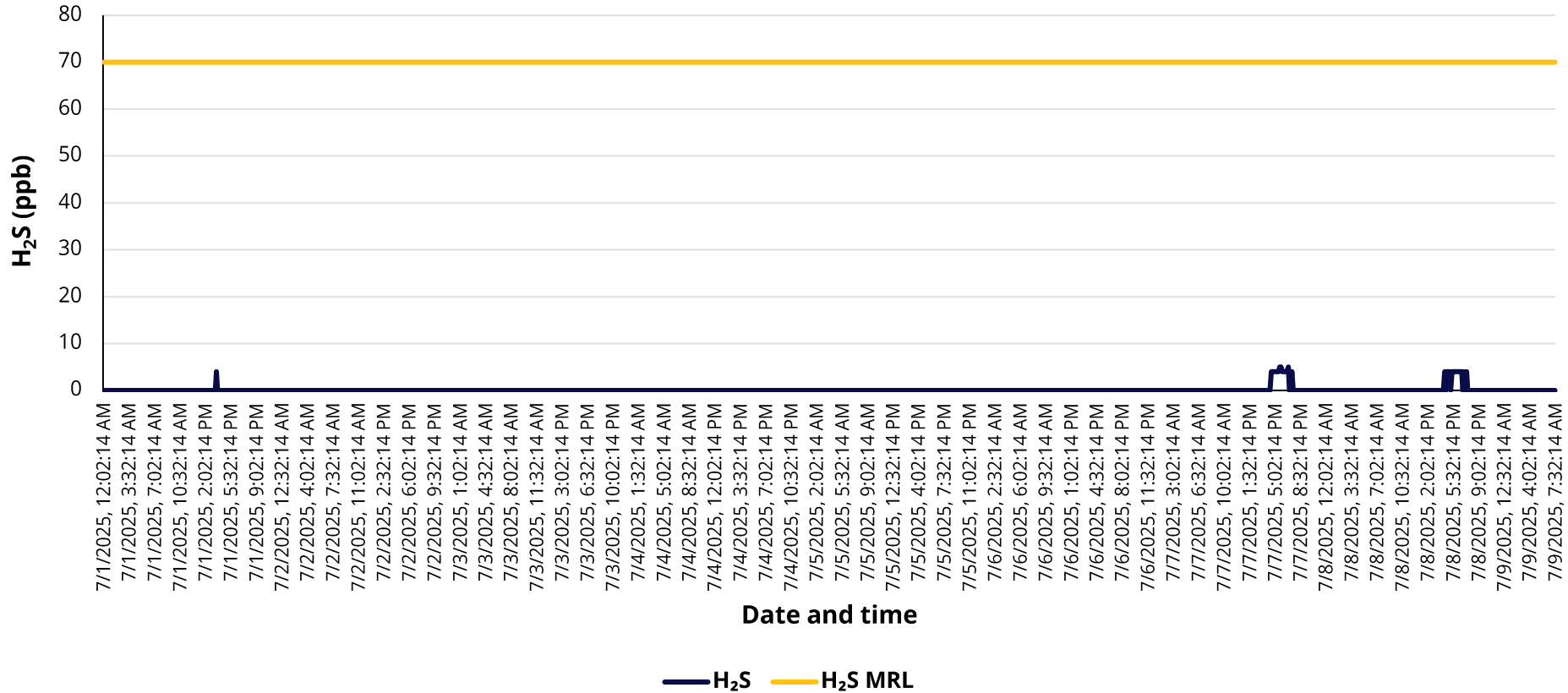
**Figure 3.** Hydrogen sulfide levels in air in parts per billion (ppb) at Community Monitor C, Bowdoin Circle, for May 2025.

# Results: Hydrogen sulfide (H<sub>2</sub>S) at community monitor C (June)



**Figure 4.** Hydrogen sulfide levels in air in parts per billion (ppb) at Community Monitor C, Bowdoin Circle, for June 2025.

# Results: Hydrogen sulfide (H<sub>2</sub>S) at community monitor C (July)



**Figure 5.** Hydrogen sulfide levels in air in parts per billion (ppb) at Community Monitor C, Bowdoin Circle, for July 1-9, 2025.

# Hydrogen sulfide data

**Table 1.** Percent detection of H<sub>2</sub>S in community monitors.

Location	Percent (%) detected	Number of data points
Community monitor 1	1.29	11,047
Community monitor 2	0	8,215
Community monitor 3 (Rising Heights Academy)	0.48	9,571

# Hydrogen sulfide thresholds

Hydrogen sulfide concentration	Type of threshold
100 ppm	Immediately dangerous to life or health (NIOSH), concentration a person can escape the hazardous level in air within 30 minutes.
20 ppm	OSHA PEL (permissible exposure limit) NOT to be exceeded at any time
10 ppm	REL (recommended exposure limit). To not exceed any 10-minute work period.
5 ppm	Short term exposure limit (ACGIH)
1 ppm	Threshold limit value averaged over an 8-hour work period (ACGIH)
300 ppb	Upper limit odor threshold (ATSDR)
70 ppb	ATSDR acute MRL
30 ppb	One-hour average ambient air concentration (CARB)
20 ppb	ATSDR intermediate MRL
0.5 ppb	Lower limit for odor threshold. (ATSDR)

# Summary



## Odor complaints

- More complaints in 2024 (97) compared to 2025 (41)
- The most common odor descriptions were:
  - Sewer/sewage (83%)
  - Rotten eggs (37%)
  - Ammonia (22%)

# Summary



- **Hydrogen sulfide (H<sub>2</sub>S) at HVSSD:**
- Hydrogen sulfide was detected in air at HVSSD
  - Levels ranged from ND - 8,862 ppb
  - In general levels were well below the acute health-based guideline (70 ppb).
    - ~13% data points > 70 ppb
  - The highest levels were recorded in May and June
    - Levels were consistently above the intermediate MRL in June

# Summary



- **Hydrogen sulfide (H<sub>2</sub>S) in community:**
- Hydrogen sulfide was detected in 2 of the 3 community monitors
  - Levels ranged from ND – 11 ppb
    - Highest was at Rising Heights Academy
    - Fox Den monitor had no detectable levels of H<sub>2</sub>S
  - In general levels were well below 10 ppb
  - The highest level recorded was on May 22
- No apparent health risk from H<sub>2</sub>S

## Next steps









- Drafting letter of health consultation
- Draft reviewed by ATSDR
- Drafting presentation for community meeting

# Where to get updates and access documents

Utah DHHS APPLETREE  
website [appletree.utah.gov](http://appletree.utah.gov)

- [Current Site Work](#) →
  - [Heber Valley Special Services District](#)

The screenshot shows a grid of eight navigation cards on the AppleTree website. The 'Current Site Work' card in the bottom right is highlighted with a red border. Each card has a header image, a title, and a list of links.

 <b>Health Assessments</b> <a href="#">About Public Health Assessments</a> <a href="#">Reports</a> <a href="#">EEP PHA Process</a>	 <b>Contaminated Sites</b> <a href="#">Find sites in Utah</a> <a href="#">Superfund Sites in Utah</a> <a href="#">APPLETREE Fact Sheet</a>	 <b>Recreational Water Quality</b> <a href="#">Harmful Algal Blooms</a> <a href="#">Waterborne Pathogens</a> <a href="#">EPA Recreational Water Criteria</a>	 <b>Fish &amp; Game Advisories</b> <a href="#">Fish Advisory SOP</a> <a href="#">Current Advisories in Utah</a> <a href="#">Current Waterfowl Advisories</a>
 <b>Air Pollution &amp; Public Health</b> <a href="#">Indoor Air Pollution</a> <a href="#">Outdoor Air Pollution</a> <a href="#">Wildfire Smoke</a>	 <b>Other Environmental Health</b> <a href="#">Emerging Contaminants (PFAS)</a> <a href="#">Mercury</a> <a href="#">Meth Contamination</a>	 <b>Children and Environment</b> <a href="#">Utah Choose Safe Places</a> <a href="#">ATSDR Choose Safe Places</a> <a href="#">Children's Env. Health Network</a>	 <b>Current Site Work</b> <a href="#">Point of the Mountain</a> <a href="#">Tibble Fork Reservoir</a> <a href="#">Heber Valley Special Services District</a>

# Thank you!



[alejandramaldonado@utah.gov](mailto:alejandramaldonado@utah.gov)



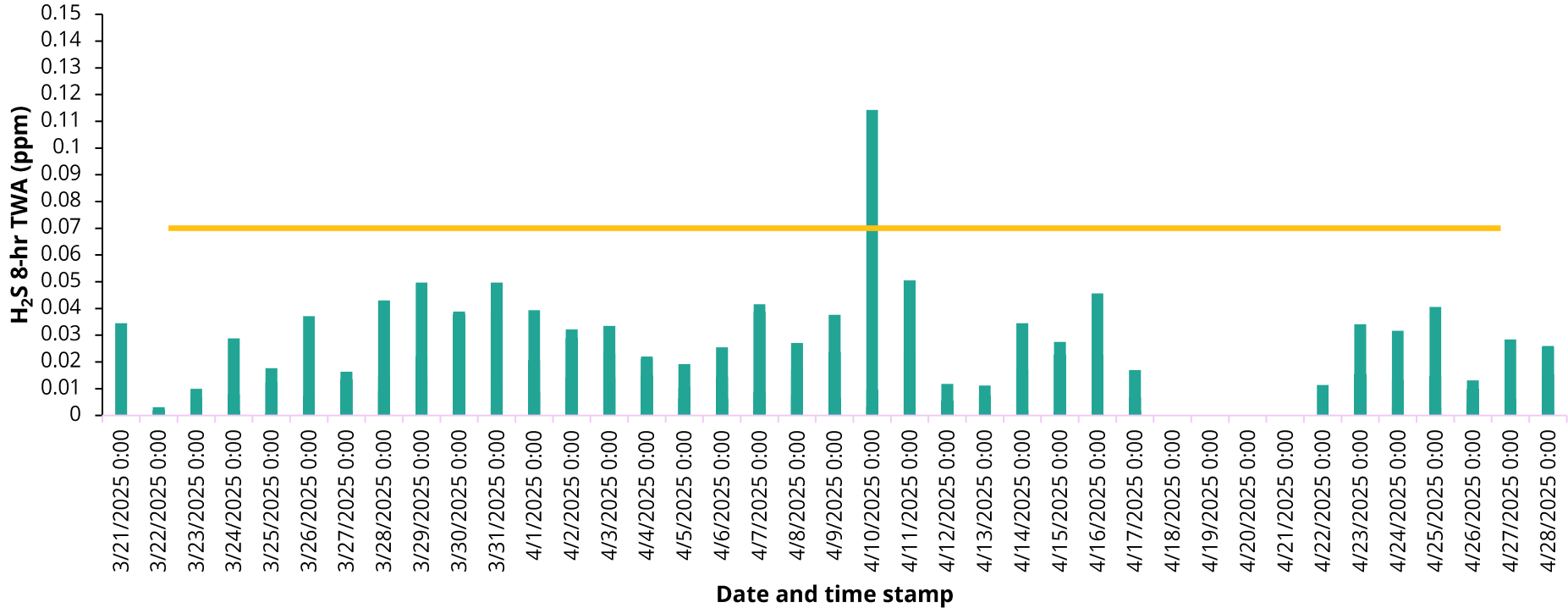
[appletree@utah.gov](mailto:appletree@utah.gov)



**801-538-6191**

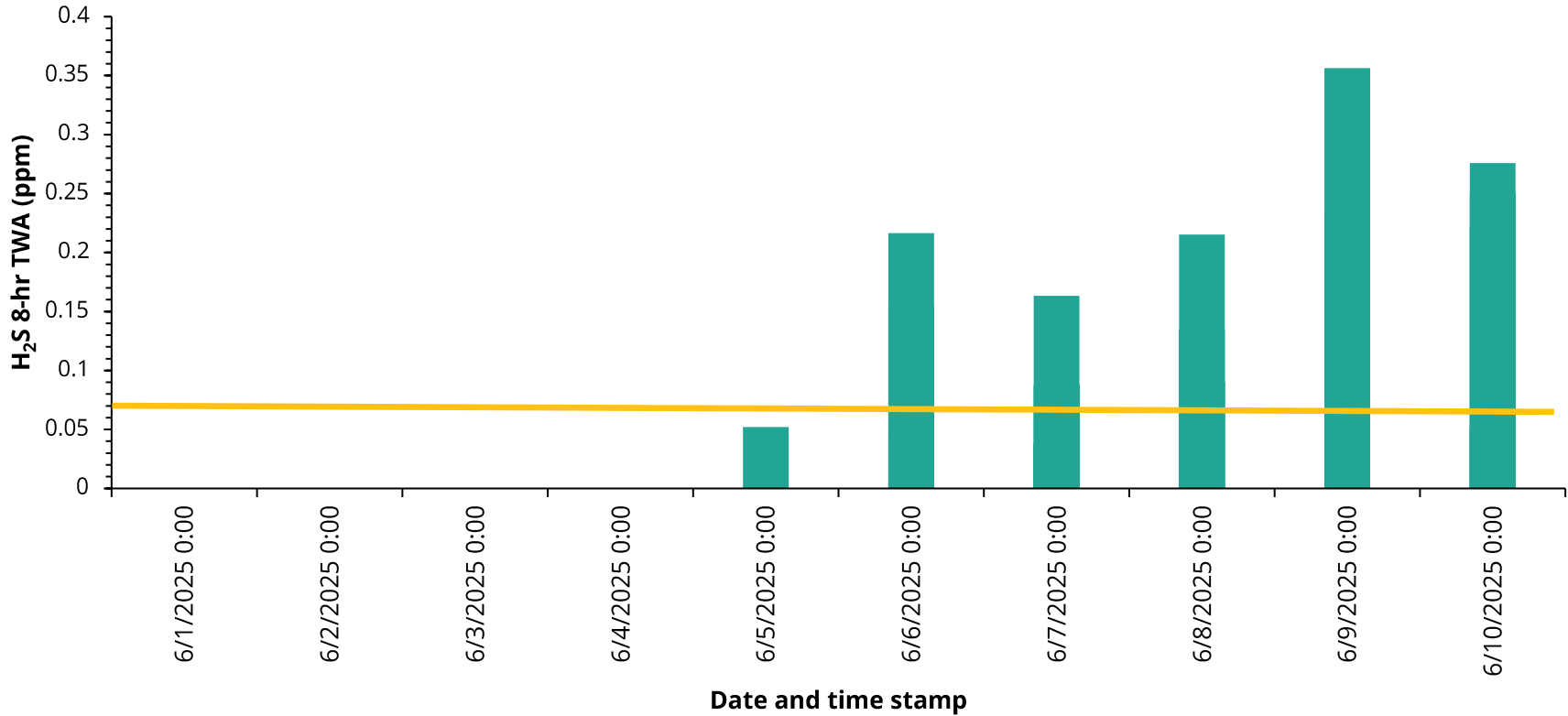
## Contact

# Results: 8-HR TWA of H<sub>2</sub>S at HVSSD for March and April



**Figure A-1.** 8-hour time weighted averages for hydrogen sulfide levels in air in parts per million (ppm) at HVSSD from March 21 to April 28, 2025.

# Results: 8-HR TWA of H<sub>2</sub>S at HVSSD for March and April



**Figure A-2.** 8-hour time weighted averages for hydrogen sulfide levels in air in parts per million (ppm) at HVSSD from June 1-10, 2025.



June 9, 2026

Heber Valley Special Service District  
**Attn: Mr. Jim Goodley, P.E. General Manager**  
PO Box 427  
1000 East Main  
Heber, UT 84049

Subject: **Proposal to Implement SAP and Conduct Hydrogeologic Investigation**  
Ground Water Discharge Permit Application - Wastewater Treatment Plant  
Heber Valley Special Service District, Wasatch County, Utah  
**for Heber Valley Special Service District**

Dear Jim:

Thank you for the opportunity to help the Heber Valley Special Service District (HVSSD) prepare a Utah Ground Water Discharge Permit (GWDP) application for their Wastewater Treatment Plant (WWTP) in Wasatch County, Utah. We prepared our proposal in response to your request at our meeting with representatives of the HVSSD and the Utah Division of Water Quality (DWQ) on June 3, 2026, regarding the “*next steps*” for the Draft Sampling and Analysis Plan (SAP) and planned hydrogeologic investigation of the WWTP.

## **BACKGROUND**

On January 27, 2026, we met with representatives of the DWQ to present the results of the Phase I Hydrogeologic Study of the WWTP, dated January 8, 2026 (the Phase I Report). Representatives of the HVSSD, the DWQ, Aqua Engineering (Aqua), and Loughlin Water Associates, LLC (Loughlin Water) attended the meeting. The DWQ recommended that the HVSSD compile a list of questions (1) regarding the GWDP application, and (2) necessary next steps to obtain DWQ agreement for HVSSD to implement the recommendations in the Phase I Report.

In a letter dated March 27, 2026, DWQ recommended that HVSSD work with its consultants (Loughlin Water and Aqua) to develop a draft SAP to support a GWDP application and further refine the understanding of water quality and hydrogeologic conditions at the WWTP (the site). DWQ recommend that drafting of the SAP be an iterative process between DWQ, HVSSD, and its consultants, allowing for technical discussion and refinement as additional information becomes available. Not all monitor wells in the current network will be used for the purpose of evaluating compliance with site specific groundwater protection levels. Compliance monitor wells will be selected based on their technical applicability and relevance to the Rapid Infiltration Basin (RIB) discharge locations at HVSSD.

## **Loughlin Water Associates, LLC**

On May 7, 2026, Loughlin Water produced a draft SAP that addressed the groundwater monitoring, well installation, and water quality sampling at the WWTP.

HVSSD and their consultants met with representatives of DWQ on June 3, 2026, to discuss the draft SAP. Following this meeting, the DWQ sent an email on June 5, 2026 in which they concurred with most elements of the draft SAP and requested that it be updated to (1) include an expanded analyte list for background groundwater monitoring, (2) identify the wells that will be sampled during the background monitoring period, and (3) sample the effluent to the RIBs. HVSSD will complete monthly inflow monitoring. Note that we understand that the draft SAP will be revised in an iterative process with the DWQ and will not be finalized until the GWDP is issued.

### **SCOPE OF SERVICES**

The following scope of services is based on DWQ concurrence with recommendations from the Phase I Report and the draft SAP:

- **Task 1 - Select Final Locations of the Three New Monitor Wells**
- **Task 2 - Prepare Technical Specifications**
- **Task 3 - Prepare Bid Package and Assist with Bidding**
- **Task 4 - Provide Wellsite Services**
- **Task 5 - Conduct and Analyze Slug Tests**
- **Task 6 - Collect Eight Rounds of Water Quality Samples**
- **Task 7 - Provide Reporting and Data Validation of Water Quality Samples**
- **Task 8 - Prepare Background Groundwater Quality Assessment Report**

During the background monitoring period, (1) water levels will be measured in all 7 existing and 3 new monitor wells, (2) water quality samples will be collected from 3 of the 7 existing and all 3 of the new monitor wells, and (3) grab effluent samples will be collected.

- **Task 1 - Select Final Locations of the Three New Monitor Wells** – We will help HVSSD (1) field locate three new monitor wells and (2) obtain the necessary approvals and start cards from the Dwi, also known as (aka) the State Engineer.
- **Task 2 - Prepare Technical Specifications** - We will prepare a preliminary design and technical specifications for the three new monitor wells that will meet the requirements of UAC R655-4-15, Monitor Well Drilling and Construction Requirements and the draft SAP. Our technical specifications will include total depth, boring diameters, lithologic sample collection intervals, casing diameters and intervals, screen slot size and intervals, filter pack size and interval, grout seal requirements and interval, well construction methods, well development methods, pump test, or slug testing methods, produced water management requirements, and other relevant sections. Our technical specifications will also address the retrofitting of selected existing wells. Our technical specifications will include a measurement and payment section that will be incorporated into a bid package.

## **Loughlin Water Associates, LLC**

- **Task 3 - Prepare Bid Package and Assist with Bidding** - We assume that the monitor well driller will be selected by and contracted to HVSSD. We will (1) identify qualified Utah-licensed well driller(s), (2) obtain bids to drill, construct, develop, and test the new monitor wells, (3) retrofit existing wells, and (4) assemble a contract or agreement between HVSSD and the monitor well drilling contractor. We will incorporate HVSSD general terms and conditions into the form of agreement for the monitor well drilling contractor.
- **Task 4 - Provide Wellsite Services** - We will: (1) review submittals and monitor materials and methods used for conformance with the technical specifications, (2) describe the drill cuttings samples, (3) prepare a lithologic log based on our descriptions of the drill cutting samples and information provided by the well driller, (4) provide the driller with a final design of each new monitor well, including total depth and screened intervals, and (5) measure field water quality parameters. As part of our services, we will review and provide recommendations for payment of drilling contractor invoices and provide advice on drilling contractor-related issues. We assume that the three new wells can be drilled and developed and existing wells can be retrofitted within a 12-day period and depths will not exceed 25 feet below the static water level.
- **Task 5 - Conduct and Analyze Slug Tests** - We will conduct slug tests in the new monitor wells and three existing wells, using injection and/or withdrawal methods and analyze the results using appropriate analytical methods and solutions. We will use the data to estimate hydrologic parameters for the shallow aquifer beneath the site and compare these with the existing slug test results.
- **Task 6 - Collect Eight Rounds of Water Quality Samples** - We will measure the depths to water in all existing and new monitor wells and collect 8 rounds of water quality samples approximately every 45 days from all 3 new and 3 existing monitor wells and WWTP effluent and deliver the samples to the laboratory for analysis of parameters in Table 3 of the draft SAP that includes the expanded parameter list requested by DWQ. We will (1) purge and monitor the field pH, specific conductance, temperature, and turbidity of purge water of each well until parameter stabilization is achieved, (2) collect a sample from each well, and (3) collect required QC samples.
- **Task 7 - Reporting and Data Validation of Water Quality Samples** - We will prepare a report to summarize the results of field data collection, groundwater elevation measurements and flow direction mapping, and laboratory data validation. We will also complete a report summarizing the drilling, construction, and testing of the monitor wells. Our report will include copies of the geologic logs, slug test data, water quality data, and recommendations for equipping monitor wells for future sampling events.
- **Task 8 – Prepare Background Groundwater Quality Assessment Report** - We will conduct a statistical analysis of the results to (1) identify DWQ-required constituents to screen effluent and groundwater including physical characteristics, inorganic chemicals, metals, pesticides, polychlorinated biphenyls (PCBs), volatile organic compounds (VOC), other organic compounds,

## Loughlin Water Associates, LLC

radionuclides, and other effluent sampling requirements including ammonia, total dissolved solids (TDS), pH, total inorganic nitrogen, and total phosphorus and (2) estimate protection levels based on an intrawell statistical model.

### ASSUMPTIONS

We assume that HVSSD will:

- Contract directly to and pay the invoices of the (1) monitor well driller, (2) land surveyor, and (3) analytical laboratory;
- Provide
  - Access to (1) preferred areas to drill and test new monitor wells, (2) retrofit existing monitor wells, and (3) collect water quality samples from new and existing monitor wells;
  - Copies of any hydrogeologic, geologic, geotechnical, or other relevant studies that may be available for the site and the Heber-Midway area;
  - Digitized hardcopy reports and all existing data in the project database including updated water level and water quality data from the wells in digital spreadsheet format; and
  - Any other relevant information that will help us locate, permit, design, construct, test, and collect water quality samples from the monitor wells to assist with and complete our proposed scope of services.

### TERMS AND CONDITIONS AND ESTIMATED FEE

We will perform our services on a time and expense (T&E) basis in accordance with the attached terms. Our estimated fee is as follows:

<b>Task</b>	<b>Estimated Fee</b>
<b>Task 1 - Select Final Locations of the Three New Monitor Wells</b>	\$3,400
<b>Task 2 - Prepare Technical Specifications</b>	\$7,700
<b>Task 3 - Prepare Bid Package and Assist with Bidding</b>	\$5,100
<b>Task 4 - Provide Wellsite Services</b>	\$25,950 <sup>a</sup>
<b>Task 5 - Conduct and Analyze Slug Tests</b>	\$12,100
<b>Task 6 - Collect Eight Rounds of Water Quality Samples</b>	\$39,200 <sup>b</sup>
<b>Task 7 - Reporting and Data Validation of Water Quality Samples</b>	\$18,800
<b>Task 8 - Prepare Background Groundwater Quality Assessment Report</b>	\$18,800
<b>Total Estimated Fee</b>	<b>\$130,850</b>

<sup>a</sup> Drilling Contractor costs not included; assumes 12 days will be required to install new and retrofit existing monitor wells.

<sup>a</sup> Laboratory Analytical Costs not included.

**Loughlin Water Associates, LLC**

Our fee for Phase I will not exceed **\$130,850** without written authorization from Heber Valley Special Service District.

You may indicate your acceptance of our proposed scope of services, fees, terms and conditions and authorize us to proceed with the scope of services described herein with the signature of an authorized representative of Heber Valley Special Service District in the space provided on the signature page of this proposal.

Please return an executed copy of this proposal to authorize Loughlin Water to proceed.

**SCHEDULE**

Loughlin Water is prepared to initiate the proposed scope of services following our receipt of written authorization to proceed.



If you have any questions or need more information, please do not hesitate to call me at (435) 649-4005 (office).

**Loughlin Water Associates, LLC**

John S. Brown, P.G.  
Principal Hydrogeologist

William D. Loughlin, P.G.  
Manager, Principal Hydrogeologist

Heber Valley Special Service District agrees to the scope of services, fees, and terms and conditions described herein.

By: \_\_\_\_\_

Title: \_\_\_\_\_

Date: \_\_\_\_\_

## **TERMS AND CONDITIONS**

**Services.** This Agreement is entered into between Client and Loughlin Water Associates, LLC (“Consultant”) wherein Client engages Consultant to provide professional services (“Services”).

**Invoicing and Payment.** Invoices will be submitted no less than monthly and will include the charges incurred during the preceding accounting period. Payment is due within thirty (30) days of the invoice date. Payments made after 30 days incur a late payment fee of 1.5 percent per month.

**Fixed Fee Cost and Schedule.** Consultant will work on a best-efforts basis to accomplish client's objectives within the cost and schedule estimates provided in the proposal. These estimates are based on Consultant's best judgment of requirements known at the time the proposal is prepared, requirements which can be influenced by changes in the work scope, client schedule demands, and other unforeseen circumstances. If the schedule or scope of services is expected to change, Consultant will notify the client with a change order request for the client's consideration.

**Time-and-Expense Cost Estimate and Schedule.** Consultant will work on a best-efforts basis to accomplish client's objectives within the cost and schedule estimates provided in the proposal. These estimates are based on Consultant's best judgment of requirements known at the time the proposal is prepared, requirements which can be influenced by changes in the work scope, client schedule demands, and other unforeseen circumstances. If schedule or costs are expected to exceed the proposed estimates, Consultant will notify the client before incurring additional costs on the client's behalf. In the situation where Consultant notifies the client in advance that the schedule or the costs are expected to exceed the proposed estimates, the client will have three options: 1) authorize additional funds so that Consultant can complete the work as currently defined; 2) redefine the scope of work to stay within the remaining funds; or 3) stop work at a specific expenditure level, with no further obligation or liability to either party except for payment for work performed.

**Standard of Care.** Consultant will strive to perform the Services in a manner consistent with that level of care and skill ordinarily exercised by members of the consultant's profession practicing in the same locality under similar circumstances at the time the services are performed. This Agreement creates no other representation, warranty or guarantee, express or implied.

**Limitation of Liability.** Consultant's potential liability to Client and others is grossly disproportionate to Consultant's fee due to the size, scope, and value of the Project. Therefore, unless Client and Consultant otherwise agree in writing in consideration for an increase in Consultant's fee, Client, including its directors, officers, partners, employees, agents, contractors and their respective assigns, agree to limit Consultant's liability (whether arising from contract, statutory violation or tort) to the greater of \$10,000 or the amount of Consultant's fee. This limitation of liability shall apply to all phases of Services performed in connection with this Project, whether subsequent to or prior to the execution of this Agreement. In no event shall Consultant be liable for consequential, incidental or special damages.

**Indemnification.** Consultant and Client each agree to defend, indemnify and hold harmless the other from any claim, damage or liability for injury, loss, cost or expense, including, but not limited to reasonable attorney's fees in defending such matters and in enforcing the terms of this paragraph to the extent such claims or damages result directly or indirectly from the negligent actions or willful misconduct of each party. Neither party shall indemnify the other against liability of damages to the extent caused by the negligence or willful misconduct of the other.

**Ownership of Documents.** Services provided under this Agreement, including all reports, information, recommendations, or opinions (“Reports”) prepared or issued by Consultant, are for the exclusive use and benefit of Client or its agents in connection with the project, are not intended to inform, guide or otherwise influence any other entities or persons with respect to any particular business transactions, and should not be relied upon by any entities or persons other than Client or its agents for any purpose other than the project. Client will not distribute or convey such Reports to any other persons or entities without Consultant's prior written consent which shall include a release of Consultant from liability and indemnification by the third party. Consultant's Reports, boring logs, maps, field data, drawings, test results and other work products are part of Consultant's professional services, do not constitute goods or products and are copyrighted works of Consultant. However, such copyright is not intended to limit the Client's use of its work product in connection with the project.

**Site Access.** Client shall secure the permission necessary to allow Consultant's personnel and equipment access to the project site at no cost to Consultant. Consultant will take reasonable precautions to minimize damage to the Site from its efforts. Consultant will retain responsibility for damage to owner's property to the extent damage occurs due to Consultant's negligence. Consultant and Client acknowledge that, in the performance of Services some damage may occur and is the responsibility of Client, or at Client's direction the damage may be corrected by Consultant and billed to Client at cost. However, damage which exceeds that normally to be expected, based on current industry standards, shall remain the responsibility of Consultant. Client shall be responsible for correctly designating the location of all property lines of the project site and all subsurface installations, such as pipes, tanks, cables, electrical lines, telephone lines and utilities within the project site, unless otherwise agreed in writing.

# Heber Valley Special Service District

## Board Meeting

July 9, 2026

### MANAGER'S REPORT

#### 1. THE FARM

- a. Operations and irrigation have been going well- no issues
- b. First cutting in progress
- c. Bryan has moved out of farmhouse- walked through on 6/30
- d. House and shop have been cleaned out
- e. House/Farm Clean Up
  - i. Septic tank pumping
  - ii. Remove old truck
  - iii. Old oil removal
  - iv. Junk Cleanup

#### 2. LAGOONS

- a. **Dredging And Aeration Project**
  - i. Contractor struggled making additional aeration lateral repairs- unable to adequately dewater excavation
  - ii. Pulled off job since wasn't making progress, difficulty with higher water levels due to recycle pumping
  - iii. Regrouping on best means and methods to make further repairs
- b. **Odor Control Update**
  - i. Odor from lagoons has decreased significantly
  - ii. Appearance in Cell 1 has improved- now green with algae
  - iii. Chemical Feed
    1. Hydrogen peroxide and calcium nitrate are being continuously dosed to Cell 1.
    2. Once current chemical totes are consumed will curtail chemical dosing.
  - iv. Recycle Pumps
    1. Rented recycle pumps have been in service for past month
    2. Dissolved oxygen levels have improved slightly
    3. Helped redistribute loading among the lagoons
    4. Planning to end recycle pumping in early July at end of rental period
  - v. Lagoons appear to have shifted into summer operation conditions-
    1. Widespread algae growth
    2. High dissolved oxygen during daytime
    3. Minimal odors

- c. **Transfer Structure Cleaning**
  - i. Potential hydraulic restriction between lagoons
  - ii. Jetted transfer piping between lagoons
- d. **Level Monitoring**
  - i. Replaced level monitoring sensor

### **3. MECHANICAL PLANT**

- a. **South & North Trains**
  - i. Both trains in continuous operation past month
  - ii. Average Daily Flow: ~1.2-1.5 MGD
  - iii. Inconsistent performance wrt nitrification/denitrification
  - iv. Have had to reduce flow through process
- b. **STM Aerotor Repairs**
  - i. Awaiting parts/sprockets from machine shop
- c. **Effluent Diverted to Lagoons**
  - i. Continue to divert mechanical plant effluent to winter storage lagoons
  - ii. Purpose is to increase stored volume to support irrigation during low water year
- d. **Maintenance Work**
  - i. Primary Sludge Pumps
    - 1. Cleaned and serviced pumps

### **4. PROJECTS/MISCELLANEOUS**

- a. **CIB Projects**
  - i. Have compiled all invoices & payments to contractor's and engineer.
  - ii. Have outstanding invoices and charges remaining on headworks project.
  - iii. Have submitted reimbursement request for Midway Lift Station project.
- b. **Odor Monitoring and Control**
  - i. Lift Station Monitoring
    - 1. No notable changes – continue to dose Calcium Nitrate solution
  - ii. Lagoons
    - 1. Refer to Item 2b
- c. **Capital Projects**
  - i. Focusing on STM aerotor and lagoon aeration repairs currently
  - ii. Began looking into safety equipment
  - iii. Mechanical Plant Aeration -VorTech Aeration Replacement
    - 1. Met with VorTech on 6/24- reviewed agreement and terms
    - 2. Developed updated design criteria
    - 3. Working on agreement & performance requirements

## **5. REGULATORY/PERMITTING**

- a. DWQ Updates
  - i. Have received approval from DWQ to commence Sampling and Analysis Plan
  - ii. Awaiting consensus on monitoring well sampling
- b. Loughlin Associates- GW Sampling/Permitting Proposal
  - i. See separate agenda item.

## **6. ADMINISTRATIVE**

- a. Red Ledges – GRAMA Request
  - i. Received request to provide any agreements/documentation concerning Red Ledges
- b. Personnel
  - i. Rusty Harris:
    - 1. Injured bicep muscle
    - 2. On light duty work in meantime
    - 3. ~12 weeks recovery time
- c. Records Officer
  - i. Updated officers with the state – removed Tina and Eliza
  - ii. Chris training to become Records Officer
- d. IRS
  - i. Sent letter confirming receipt of information/account activity
  - ii. Requested another 60 days to work on our account and provide complete response.
  - iii. Ball is in IRS' court
- e. Accounting
  - i. Met with Dave Sandeson on June 23
  - ii. Reviewed and discussed financial reporting
  - iii. Accounting Software/Platform
    - 1. Pelorus or QB online being considered
    - 2. Plan to switch at end of the year/budget
  - iv. Budget Amendment
    - 1. Decided it would be preferred to wait until end of year/budget cycle to amend budget – to avoid doing it twice

## 7. ERU CAPACITY UPDATE

Plant Total Capacity 3.85 MGD

Heber City Allocation (70%)	2.695	MGD
Heber Total ERU's Allocated @ 200 gpd/ERU	13,475	ERU's
Heber Current Total ERU's	9,080	ERU's
Heber Available ERU's	4,395	ERU's

Midway Allocation (30%)	1.155	MGD
Midway Total ERU's Allocated @ 200 gpd/ERU	5,775	ERU's
Midway Current Total ERU's	3,695	ERU's
Midway Available ERU's	2,080	ERU's