

# Early Hearing Detection and Intervention (EHDI)

## Suggestions for provider education

---

Holley Ezzell, BS  
EHDI Follow-up Coordinator

## What are we discussing?

- **What is the EHDI process?**
- **Case Studies**
- **Barriers**
- **Suggestions for provider education**



# Newborn Hearing Screening Process

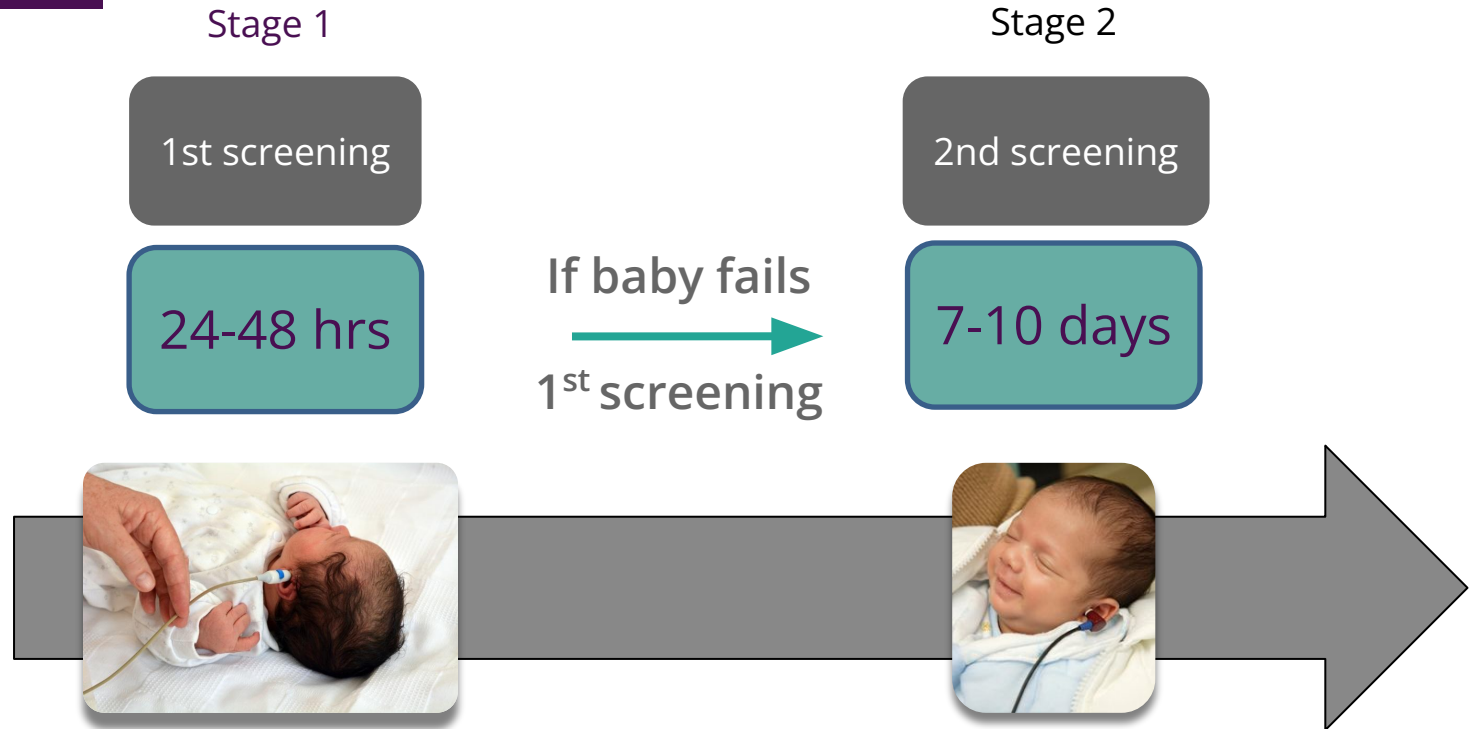
## '1-3-6'

Joint Committee on Infant Hearing (JCIH)  
[jcih.org](http://jcih.org)

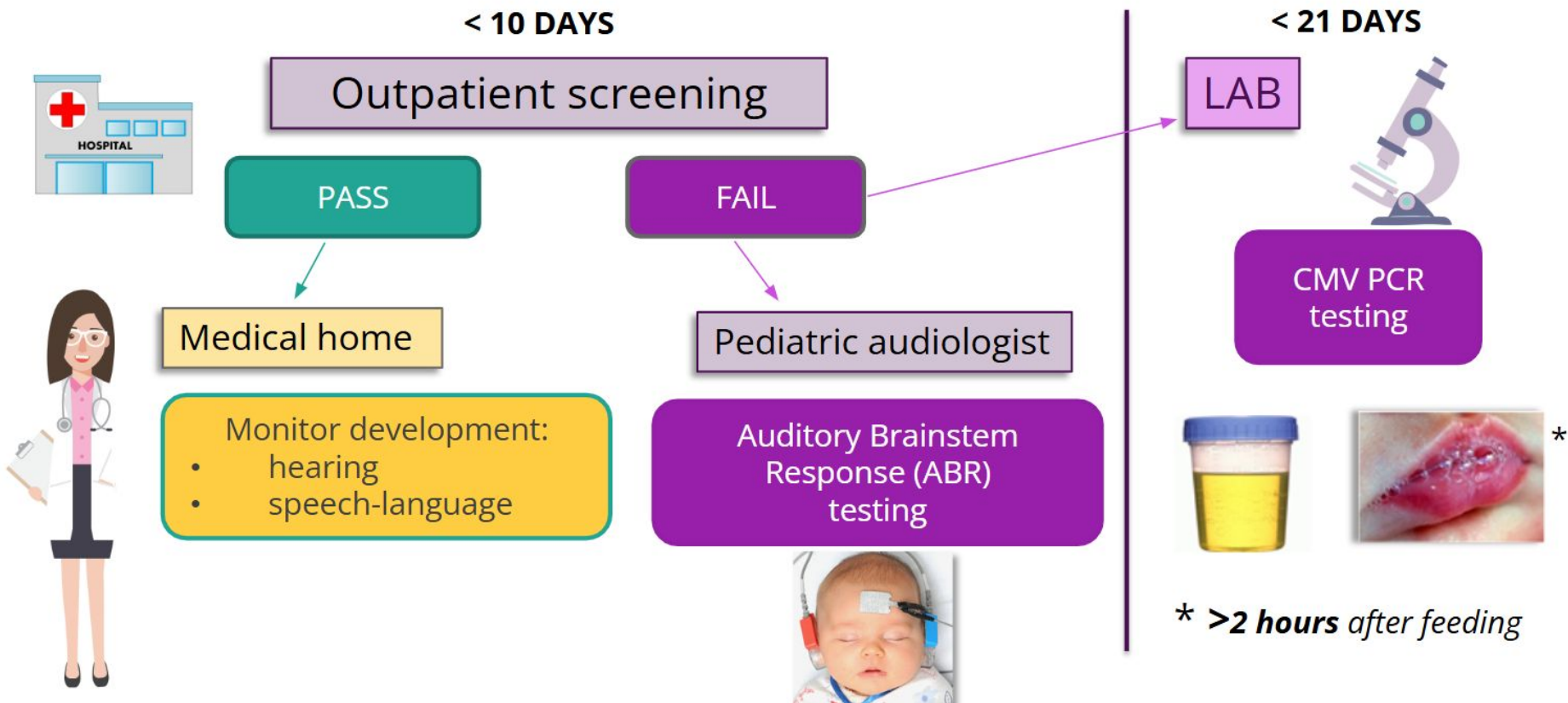
- Hearing screening process complete **before 1 month of age**
- Diagnostic evaluation **before 3 months**
- Early intervention **before 6 months**



# Two stages of hearing screening



# Utah newborn hearing screening protocol



# Case #1 Review

## Baby dob: 01/2026

- Microtia
- Not screened at hospital per JCIH (Join Committee on Infant Hearing) recommendations (don't screen the good ear)
- Screening Coordinator HiTrack notes neonatologist would refer to audiology at discharge 2/1/26
- Screening program did notify EHDI of the case
- Family followed up with pediatrician; Referral made to ENT only
- Seen by ENT 3/5/26
- EHDI made contact with family and referred for ABR
- ABR completed 3/31/26 & 4/6/26
- Fitted with hearing aid

# Case #1 Review

## Baby dob: 01/2026

- Microtia
- Not screened at hospital as per JCIH (Join Committee on Infant Hearing) recommendations (don't screen the non-affected ear)
- Screening Coordinator noted in HiTrack (HT); neonatologist would refer to audiology at discharge 2/1/26
- Screening program did notify EHDl of the case
- Family followed up with pediatrician; referral made to ENT only
- Seen by ENT 3/5/26
- EHDl made contact with family and referred for ABR
- ABR completed 3/31/26 & 4/6/26
- Fitted with hearing aid

# Case #2 Review

## Baby dob: 09/2025

- Home birth, no midwife
- Baby seen by pediatrician for wellcheck
- Pediatrician informed mom they don't do newborn hearing screening (NBHS) at their clinic & not to worry about hearing screening until school age
- EHDI made contact with mom and provided the audiology clinic in same building as pediatrician's office as a screening resource
- Mom never followed up with screening

# Case #3 Review

**Baby dob: 02/2025**

- Born CMV Positive
- Notes from hospital hearing screening coordinator in HT show mom said they have a 90 min hearing screening with the pediatrician. No further information
- Referred to non-pediatric hearing clinic by pediatrician 2/25/25
- Results: “These results suggest normal hearing sensitivity in the right ear and a severe to profound sensorineural hearing loss in the left ear”
- Recommendations: “Continue follow up care with specialist at University of Utah (U of U) and Primary Children’s Hospital (PCH). Return to this clinic for follow-up evaluation in 6 months (to monitor and rule out progressive hearing loss secondary to CMV)”
- ENT Visit 3/17/25
- ENT recommended an ABR at PCH
- PCH: ABR 3/19/25 and fit with hearing aid.

# Case #4 Review

## **Baby dob: 06/2023**

- Baby referred on the inpatient screening (IP)
- Family cancelled outpatient screening (OP)
- EHDI contacted the family and was informed baby was seen by pediatrician
- Pediatrician looked in baby's ears and told the family there is nothing to be concerned about
- After EHDI contact, baby was screened by midwife 9/16/23

# Case #5 Review


## Baby dob: 6/2023

- Baby referred on the inpatient screening (IP)
- Family no showed outpatient screening (OP)
- EHDI contacted and was informed baby was seen by pediatrician
- Pediatrician looked in baby's ears and told the family there is nothing to be concerned about
- After EHDI contact baby was screened at Utah Valley Audiology 10/9/23

# Summary of case reviews

- Microtia/ Atresia Case (not screened @ hospital)
- Screening program relied on Neonatologist to refer to audiology
- Referred to ENT only by pediatrician
- Pediatrician not aware of audiology services
- Referred to non-pediatric audiologist
- Pediatrician looking in ears and telling parent there is nothing to worry about after a failed NBHS

**ANY SUGGESTIONS?**



What can EHDI do to help resolve some of these issues?

# Case #2 Review

## Baby dob: 09/2025

- Home birth, no midwife
- Baby seen by pediatrician for wellcheck
- Pediatrician informed mom they don't do NBHS at their clinic & not to worry about hearing screening until school age.
- EHDl made contact with mom and provided audiology as resource
- Mom never followed up with screening

# Case #3 Review

## Baby dob: 02/2025

- Born CMV Positive
- Notes from hospital hearing screening coordinator in HT show mom said they have a 90 min hearing screening with the pediatrician. No further information
- Referred to non-pediatric hearing clinic by pediatrician 2/25/25
- Results: "These results suggest normal hearing sensitivity in the right ear and a severe to profound sensorineural hearing loss in the left ear"
- Recommendations: "Continue follow up care with specialist at University of Utah (U of U) and Primary Children's Hospital (PCH). Return to this clinic for follow-up evaluation in 6 months (to monitor and rule out progressive hearing loss secondary to CMV)
- ENT Visit 3/17/25
- Dr. Park recommended an ABR at PCH
- PCH: ABR 3/19/25 and fitted with hearing aid.

# Case #4 Review

## Baby dob: 06/2023

- Baby referred on the inpatient screening (IP)
- Family cancelled outpatient screening (OP)
- EHDI contacted and was informed baby was seen by pediatrician
- Pediatrician looked in baby's ears and told the family there is nothing to be concerned about
- After EHDI contact baby was screened by midwife 9/16/25

# Case #5 Review

## Baby dob: 6/2023

- Baby referred on the inpatient screening (IP)
- Family no showed outpatient screening (OP)
- EHDI contacted and was informed baby was seen by pediatrician
- Pediatrician looked in baby's ears and told the family there is nothing to be concerned about
- After EHDI contact baby was screened at Utah Valley Audiology 10/9/23

# Case Review



Holley Ezzell: [hezzell@utah.gov](mailto:hezzell@utah.gov)  
385-479-0994 dept cell: voice or text  
801-273-6600: main EHDI program line



**Questions??**