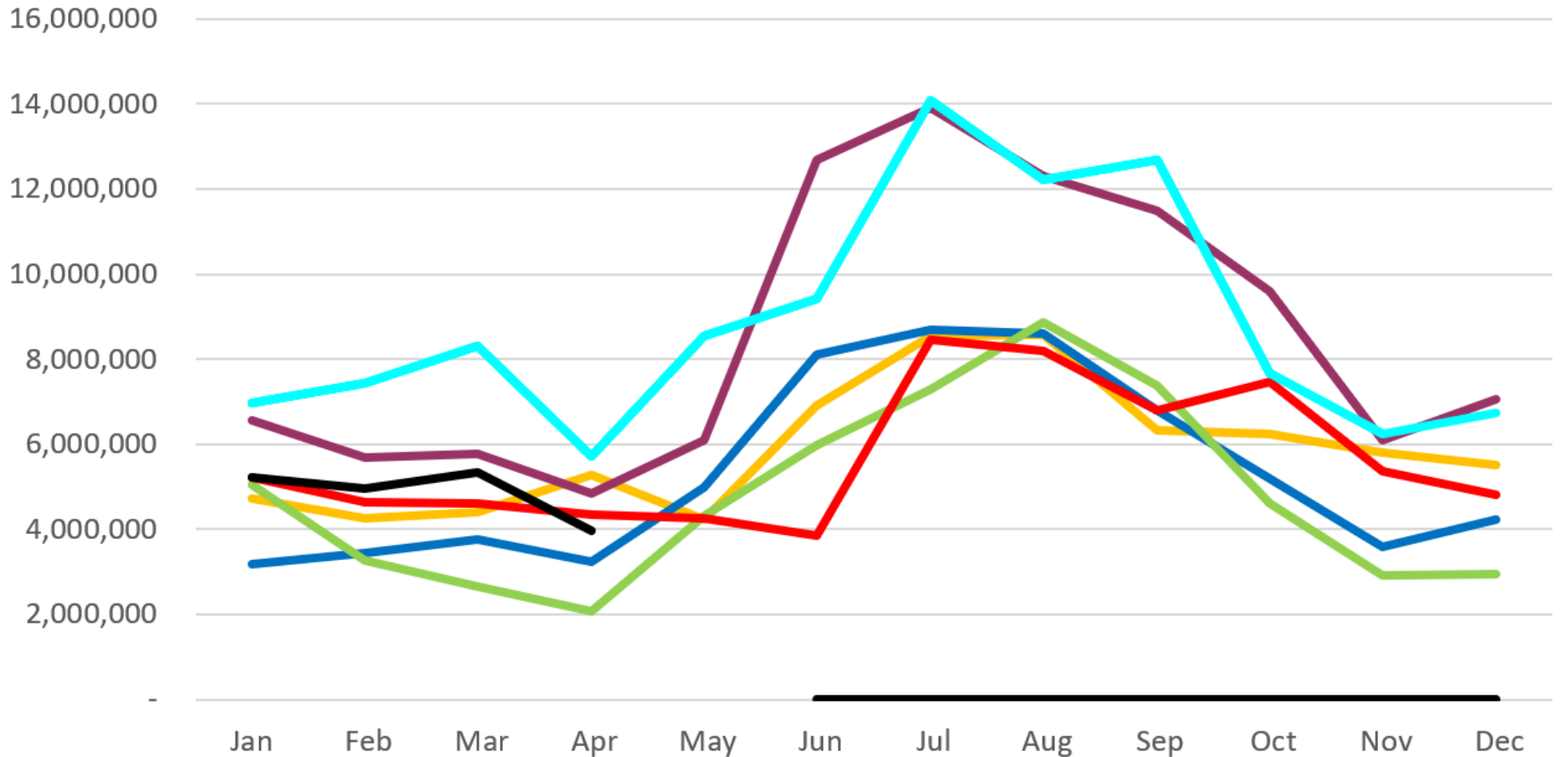


# Monthly Water Usage



2026 - Black

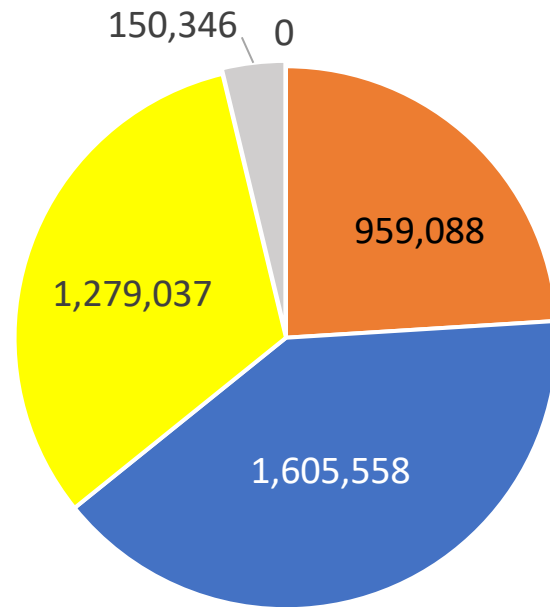
2025 - Light Blue    2024 - Purple

2023 - Red    2022 - Yellow

2021 - Blue    2020 - Green

# April 2026

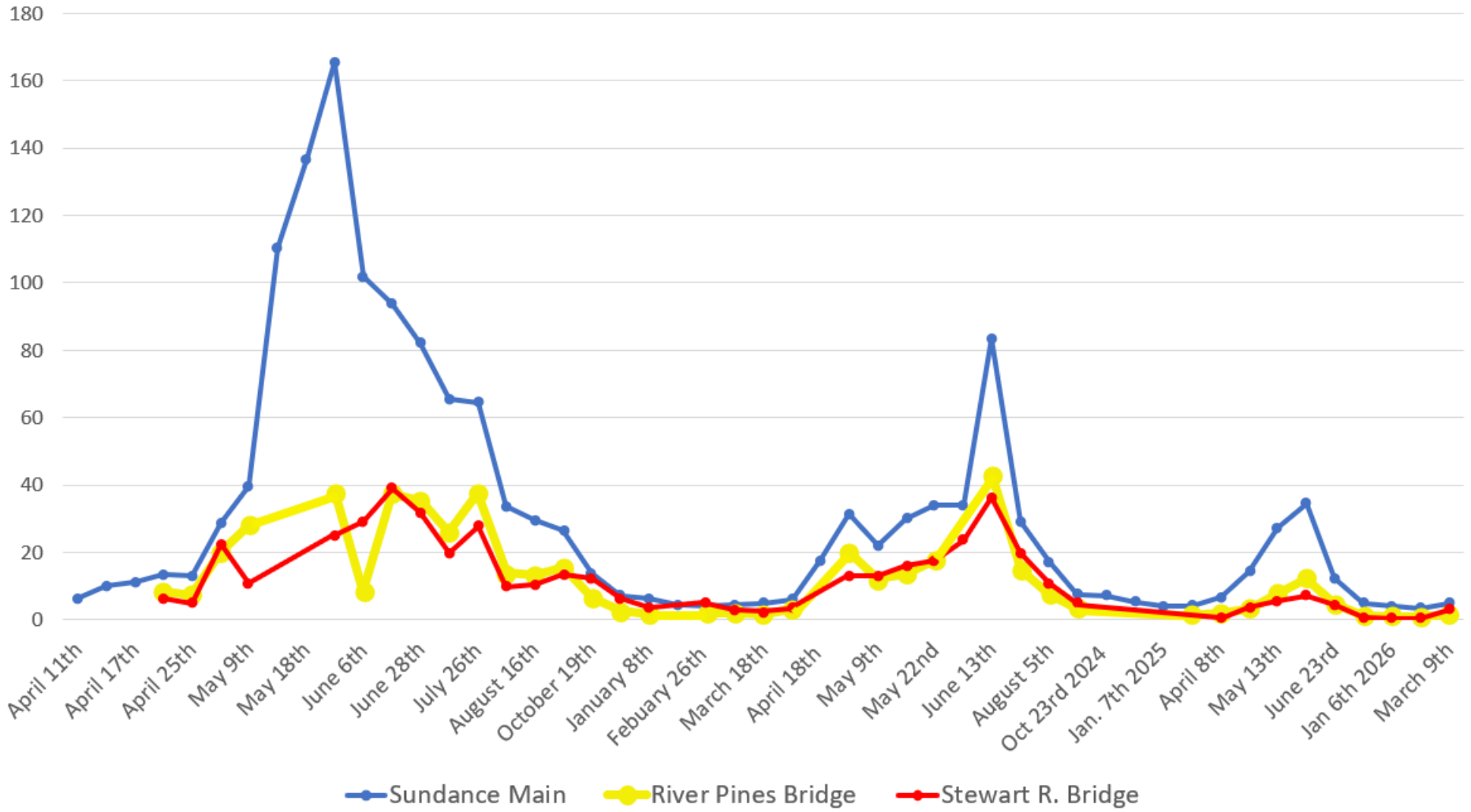
Source Total: 3,956,470 Gallons



- District Metered Usage
- Conveyed Water Usage
- Unaccounted Stewart Zone
- Unaccounted Lower Pressure zone
- Unaccounted Upper Pressure Zone

April 2023 To Present

C  
F  
S



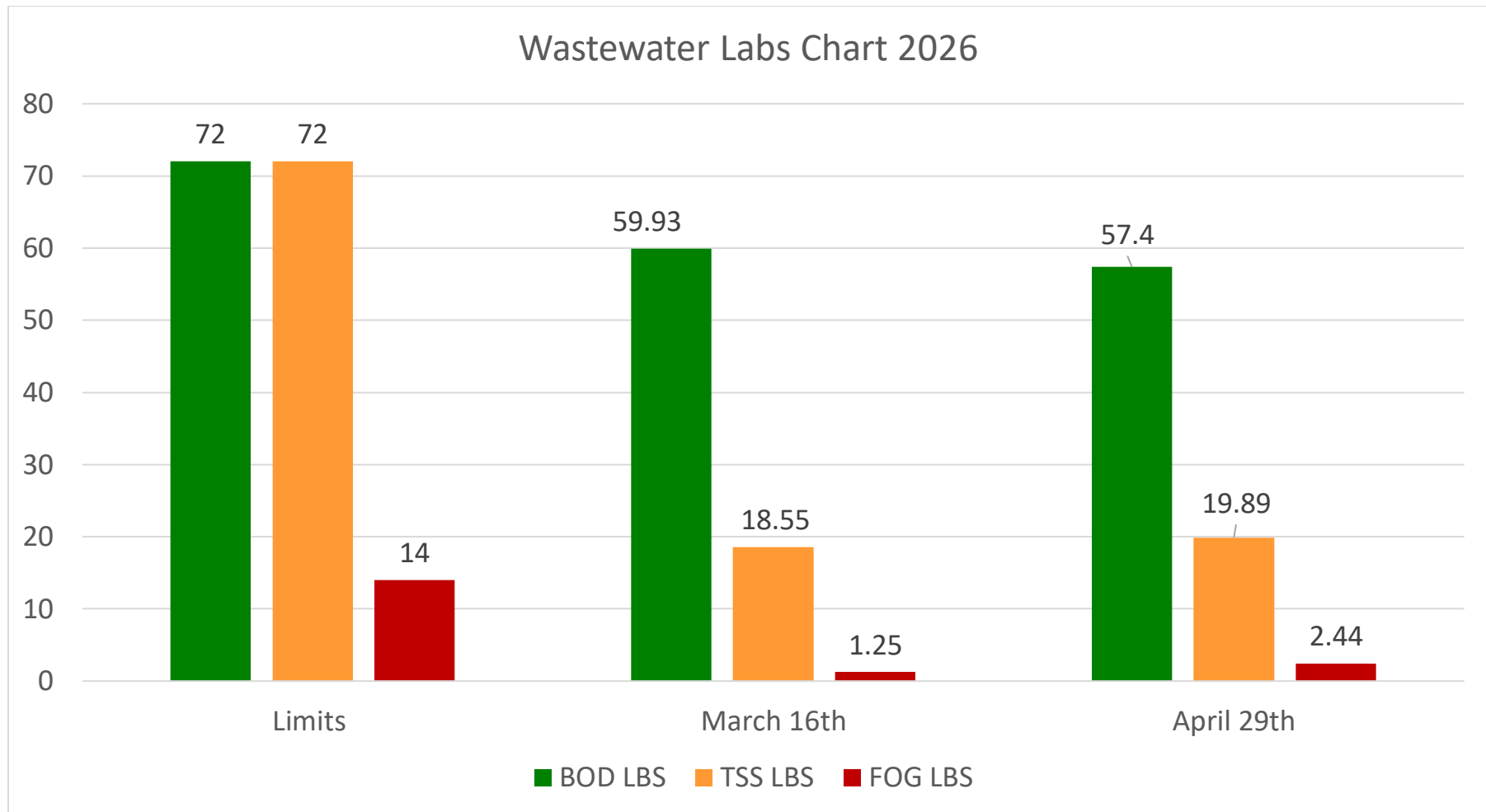
## Water Department Information for April

- Our overall water consumption is similar to this time last year.
- Aspen Grove wet-well levels are averaging 7.15 feet for April 2026 which is higher from last month. This time last year, in April 2025, our average was 6.72 feet.
- Stewart Spring is averaging 44 gpm for April 2026, which is up from as last month. This time last year it was averaging 61 gpm for April 2025. We are currently sitting around 55 gpm.
- Stewart spring overflow is running 23 gpm for the month of April which is down from last month. Total Stewart Spring produced an average of 67 gpm for April 2026.
- Unaccounted water
  - Lower Pressure Zone and Stewart Zone
    - Replaced both master meters going into the tanks, Stewart meter had build up in meter lining that makes the reading less accurate. Still need to wire them into our system, waiting for the electricians.
- Construction is almost complete at the treatment plant.
- We will be waiting on power.
- We will be doing our own landscaping.
- We dug up and fixed a leak on Stewart rd. We also installed a new valve to help isolate leaks.
- Repaired a leak on a Timphaven meter setter.
- Replaced both spring meters removed check valves installed with new pipe and isolation valves.
- We are getting a lot of blue stakes on water lines.

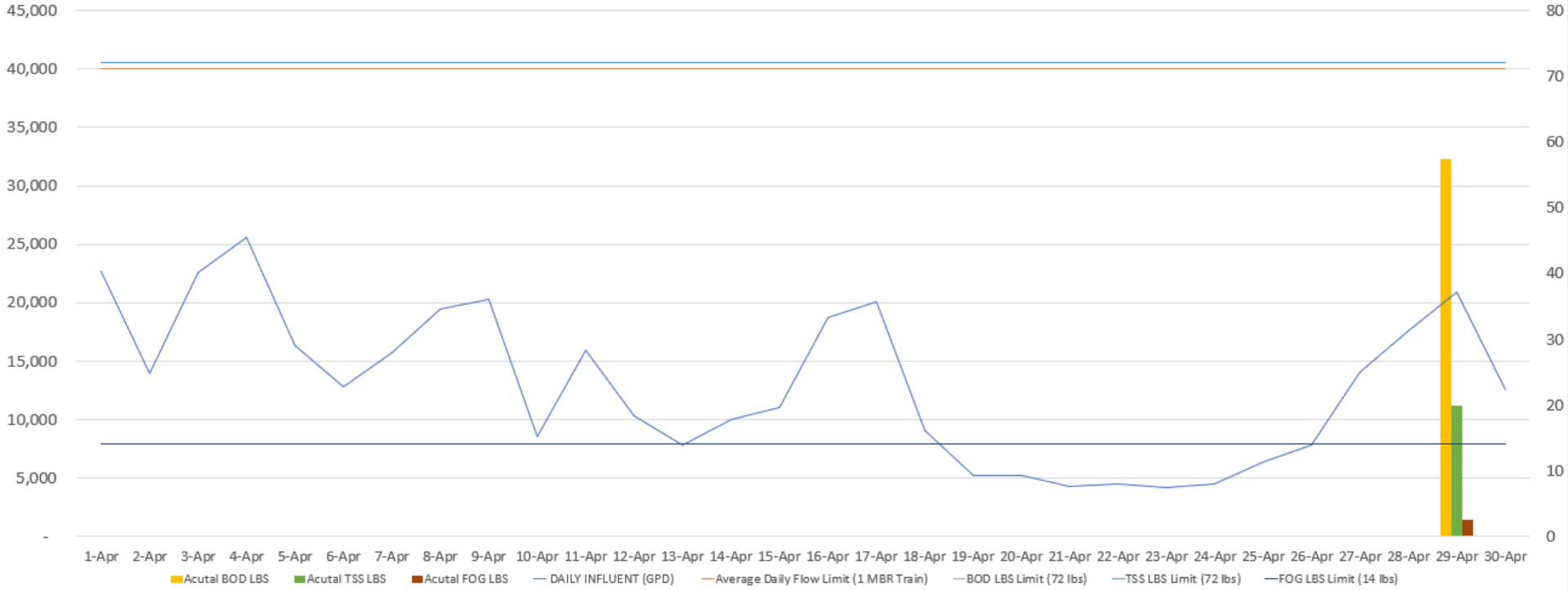
- The State added more samples to our biweekly list.
- We have only had 4 submit lead and copper surveys.
- Unaccounted water elimination processes:
  - We have replaced almost all the service meters including the 6-inch meters.
  - Corrected meters with wrong calculations, and mismatched register sizes.
  - We have had the spring meters heartbeat checked multiple times
  - We have had 2 leak detection companies conduct leak surveys
  - We have fixed multiple leaks
  - We have replaced 2 leaking hydrants.
  - We have inspected about 50 percent of the hydrants with a camera device.
  - We have had all the PRV's inspected and replaced one 6 inch one 4 inch and two 2 inch PRV's
  - We eliminated a section of old pipe on coming from the old Stewart Tank
  - We isolated Stewart tank to check for tank leaks.
  - We started isolating zones in the system by transferring usage from Stewart to Aspen grove sides.
  - Leak locators came back out.
  - Dug and fixed a leak on Stewart rd.
  - Replaced both spring meters

## Wastewater Department Information for April

- We have one lab for April; all were within limits.
- The blower room has been removed they are planning to pour concrete walls on monday.
- We are still having issues with the blowers.
- Sundance is planning to repair the electrical lines that were hit on the upper drain field.



Current Month: 2026



**AVERAGE DAILY FLOW (GPD) 12,930**  
**HIGHEST DAILY FLOW (GPD) 25,566**

