

Cedar City

10 North Main Street • Cedar City, UT 84720
435-586-2950 • FAX 435-586-4362
www.cedarcityut.gov

Mayor
Steve Nelson

Council Members
Robert Cox
Waldo D. Galan
R. Scott Phillips
Phil E. Schmidt
Carter Wilkey

City Manager
Paul Bittmenn


CITY COUNCIL MEETING
MAY 13, 2026
5:30 P.M.

The City Council meeting will be held in the Council Chambers at the City Office, 10 North Main Street, Cedar City, Utah. The City Council Chambers may be an anchor location for participation by electronic means. The agenda will consist of the following items:

- I. Call to Order
- II. Agenda Order Approval
- III. Administration Agenda
 - Mayor and Council Business
 - Staff Comment
 - Introduction of Public Information Officer Mary Nelson. David Johnson
 - Swear in Patrol Officer I Heather Conner and Patrol Officer I Dillon Murray
- IV. Public
 - Utah Summer Games update. Jon Oglesby
 - American Legion Memorial Day Ceremony. Scotty Harville
 - Water usage presentation. Benjamin Nielsen
- V. Consent Agenda
 1. Approval of minutes dated April 15 & 22, 2026
 2. Ratify bills dated April 24, 2026, and approve bills dated May 8, 2026
 3. Approval of the CWS Cooperative Agreement with Utah Division of Forestry, Fire & State Lands. Dannon Hulet/Mike Phillips
 4. Approve donating to Kanarrville Fire Department a 1995 Freightliner Water Tender. Mike Phillips
 5. Approve proposal from HBME, LLC in the amount of \$39,000 for auditing services. Lindey Matheson
 6. Approve the appointment of Kelsi Leavitt, Elaine Vickers and Kyle Bishop to the RAP Tax Arts committee. Mayor Nelson
 7. Approve settlement agreement in the amount of \$500,000 with Armbrust. Paul Bittmenn
 8. Approve entering a contract with Torus for energy management services. Paul Bittmenn
- VI. Action Agenda
 9. Consider approving a Residential Development Overlay (RDO) and Development Agreement for the Cross Hollow RDO located in the vicinity of Cody Drive and Cross Hollow Road. Go Civil/Randall McUne
 10. Consider a development agreement for a property located at approximately 1157 South Main Street (Smith's Marketplace). AWA/Randall McUne
 11. Approve a resolution adopting the 2026-2027 fiscal year tentative budget. Terri Marsh
 12. Consider a resolution to amend the Consolidated Fee Schedule. Randall McUne
 13. Consider the Schmidt Exchange of Services Agreement Extension. Tyler Galetka
 14. Consider the BLM Tanker Base Lease Extension. Tyler Galetka
- VII. Public Comments

15. Closed meeting - property negotiations


Dated this 11th day of May, 2026.



Renon Savage, MMC
City Recorder

CERTIFICATE OF DELIVERY:

The undersigned duly appointed and acting recorder for the municipality of Cedar City, Utah, hereby certifies that a copy of the foregoing Notice of Agenda was delivered to the Daily News, and each member of the governing body this 11th day of May, 2026.



Renon Savage, MMC
City Recorder

Cedar City Corporation does not discriminate on the basis of race, color, national origin, sex, religion, age or disability in employment or the provision of services.

If you are planning to attend this public meeting and, due to a disability, need assistance in accessing, understanding or participating in the meeting, please notify the city not later than the day before the meeting and we will try to provide whatever assistance may be required.

MEMORIAL DAY CEREMONY HONORING OUR FALLEN HEROES



THE
AMERICAN LEGION

POST 74 CEDAR CITY
DEPARTMENT OF UTAH

MONDAY, MAY 25th 2026
10:00 AM





CEDAR CITY CEMETERY

745 N MAIN STREET,
CEDAR CITY, UT 84721



**COME HONOR LOCAL VETERANS
WHO HAVE ANSWERED THE
CALL TO SERVE BEYOND.
GOD BLESS AMERICA!**

VOLUNTEERS NEEDED!

-  **TO PLACE FLAGS**
Wednesday May 20th @ 5pm
-  **TO REMOVE FLAGS**
Wednesday May 27th @ 9am

FOR QUESTIONS OR TO VOLUNTEER
Scotty Harville Post Adjutant/SgtAtArms
(435)590-3072 • @americanlegioncedarcitypost74

COUNCIL WORK MINUTES

APRIL 15, 2026

The City Council held a meeting on Wednesday, April 15, 2026, at 5:30 p.m. in the City Council Chambers, 10 North Main Street, Cedar City, Utah.

MEMBERS PRESENT: Mayor Steve Nelson; Councilmembers: Robert Cox; Waldo D. Galan; R. Scott Phillips; Phil E. Schmidt; Carter Wilkey.

STAFF PRESENT: City Manager Paul Bittmenn; City Attorney Randall McUne; Finance Director Terri Marsh; City Recorder Renon Savage; City Engineer Kent Fugal; Police Chief Darin Adams; Fire Chief Mike Phillips; Leisure Services Director Ken Nielson.

OTHERS PRESENT: Scotty Harville, Ann Clark, Tyler Romeril, Tom Jett, Johnny Oh, Dalan Bennett, Tonya Payne, Bill Payne, Chris Hall.

CALL TO ORDER: Chief Adams gave the invocation; the pledge was led by Kent Fual.

AGENDA ORDER APPROVAL: Councilmember Phillips moved to approve the agenda order; second by Councilmember Cox; vote unanimous.

ADMINISTRATION AGENDA – MAYOR AND COUNCIL BUSINESS; STAFF

COMMENTS: ■ **Mayor** – Johnny Oh brought an idea to me, part of our sister city we have an event on the 2nd, part of the Korean culture is gift giving, Johnny had an idea to consider us adding a second name to 200 East regarding the Miracle of Gapyeong. **Johnny Oh** – I am the Honorary Ambassador to Korea. I'd like to propose a simple but meaningful addition to our city: designating a portion of 200 East by Veterans Memorial Park as "Miracle of Gapyeong Way," while retaining the current street numbering. This year marks the 75th anniversary of the Battle of Gapyeong during the Korean War, a pivotal moment where the 213th Field Artillery Battalion, known as the Triple Deuce, including many young men from Southern Utah, helped turn the tide of the war. Their courage forged a lasting bond between our community and the people of Korea. For nearly 20 years, Cedar City has maintained a strong sister-city relationship with Gapyeong County. Through memorials, student exchanges, and ongoing visits, that relationship continues to grow. We will also welcome distinguished guests from Korea as part of this year's commemoration. Designating this street would do three things: First, it honors the legacy of our local veterans in a visible and lasting way. Second, it strengthens an international friendship built on sacrifice and gratitude. Third, it helps tell Cedar City's story, bringing visitors from Korea and across Utah to learn about this shared history. With upcoming documentaries and growing international interest in the Battle of Gapyeong, this is a timely opportunity to place Cedar City more prominently on the map. This is a small gesture with deep meaning, one that honors the past while building bridges for the future. This is more than a name on a sign, it's a promise that what those young men did in Gapyeong will never be forgotten here at home. **Phillips** – it should be by 200 N and 200 E next to the Workforce Services building and going south to Center Street, there are no other sign postings. **Wilkey** – there might be on 300 East. **Galan** – I like going to Center. **Phillips** – don't go further North, then you are over the bridge. **Wilkey** – what about the other veterans, we are picking one event and one conflict and that park has other memorials on it, will we get backlash by picking one. This has the biggest local significance. **Mayor** – that is a fair thought. **Phillips** – Miracle of Gapyeong Way is long, what happened there and what the battle did was the Miracle, would we do the same by just calling it

Gapyeong Way. The miracle of Gapyeong is the story that is told at the monument. **Johnny** – yes, I think Gapyeong Way resonates with the way our local veterans went about. It is Veterans Memorial Park that houses all the branches. Gapyeong Way has a double meaning with the sister city. Korean War, 600 young men didn't know where Korea was, they went because they were called to serve. **Mayor** – Col. Bennett visited with me about the significance of this specific event in the history of the 222nd, could you address Councilman Wilkey's though with how you think other veterans and particularly those that have served locally in the 222nd would view the specific miracle or event. **Col. Dalan Bennett** – I can't represent everyone, but being from the battalion, I have been there 12 years, a local Panguitch Utah boy, the battle of Gapyeong is very much a defining moment in our battalion. We know we have deployments all the way back to World War II with the 204th Field Artillery, Ramadi, Baghdad, all of those. The significance that this plays in our Battalion's history is that lineage that we were in that influential battle to where it actually determined part of the momentum of the Korean War as a whole. Where that lays the significance that maybe is a little different than honoring just veterans as a whole because you know someone could enlist, go into the active duty army and go to Fort Riley Kansas and the first ID and they fought in how many battles, where the Triple Duce is the southern Utah battalion there is no other battalion here in Southern Utah besides us. The battalion size element for the Southern Utah were it, so for that being one of the pinnacle battles that our battalion fought in I think it represents us very well, especially the location. I know it is the front of Veterans Memorial Park, however, that road starts at the Korean War Memorial and it doesn't impede on the World War II, World War I or Vietnam side. It also shows the Sister City relationship that we have and want to maintain.

Alpha Battery and HHB received the Presidential Unit Citation which is the highest unit award that you can receive for a unit in combat for valor. It is equivalent of the 101st Airborne on D-Day, as they jump behind enemy lines. Our unit takes a lot of pride in receiving that highest honor that the President can bestow on a unit for value in combat.

Phillips – it will remain 200 East so won't impact first responders. **Paul** – we make one sign with the name and the numbers on the bottom. **Wilkey** – if we wanted to name any certain street for our sister city, this does have a double effect. I do agree that we shorten it to Gapyeong Way and we respect the battle and our Sister City relationship. **Cox** – the point Cpl. Bennett made, some are the Marine and Airforce, but not all one unit, it was a local unit going, there is some value in looking at it like that. **Kent** – the extent of what you would rename, a good place to make the distinction is at an intersection, so going to Paiute Drive to Center Street. **Phillips** – what is beyond Paiute Drive? **Kent** - 275 North and there is already a sign there. **Tom Jett** – Why not name 300 East Veteran Way. **Phillips** – it is an idea for when we get the monument done. If this is done, is it something you hope to unveil the sign on that date? **Johnny** - yes, if possible. **Schmidt** – it takes a little while to get a sign made. **Paul** – we get the signs from the County. Councilman Phillips moved to put this item on Action meeting next week; second by Councilmember Cox; vote unanimous. ■ **Wilkey** – next week under council business can we have a discussion on road closures, we are having issues again. ■ **Phillips** – thanks to my colleagues for covering while I was away. There is an event on American 250 tonight at Bristlecone Hall at 7 p.m. This Saturday with the Lion's Club is hosting Ben Franklin's Kite Flight at 10 a.m. at Cedar Middle School. The Declaration of Independence will be handed out to all the kids, and Ben Franklin will be there, there will be facts about Ben Franklin and there will be prizes. On April 22nd the Cedar

City Community Band is doing aa America 250 concert, a salute to the great music and musicals of the 20th century in America, it is at 7:30 p.m. at Cedar High School, and it is free. ■**Cox** – thanks to everyone that contributed to the addition to the Arena. I was there with my grandkids this past weekend and it made a great event. ■**Park Update. Ken Nielson**, Leisure Servies Director – we have material delivered to Park Discovery and West Canyon on Monday, but weather had another idea, so they need a 7 day window to complete, when they have a 7 day window to pour they will go. West Canyon is a 2 day pour. **Wilkey** – is Park Discovery closed? **Ken** – no, we had no reservations, we are hoping to have a window in the next 7 days. There is a 48-hour delay after it is poured to allow people to get on it. **Wilkey** – I would like an update on Iron West. And at West Canyon what are the plans for the ditch and the algae. **Ken** – it is on the agenda. I will send you a timeline on Iron West. ■**Update on Impact Fee project. Paul Bittmenn** – you tabled that discussion to tonight. We bumped it, we have had good conversations and engaged our consultants to see if the dollar amounts will be impacted and we will bring it back as soon as we can. **Phillips** – when we have the discussion, will the project be identified and the amount? **Paul** – the general discussion was water sourcing, we are working with the Water Conservancy District, (WCD) and we will work on capacity, that made a big change. The other discussion was, if we don't anticipate the projects will be right in the next 7-10 years we will move them off and we will do another study in about 7 years and will have similar discussions. If it's not right we will remove them and clean them up. **Cox** – one thing with water, if you look at the study it uses 16,000 average uses for household, the average is 20,000 plus, and the conservation is in 8,000, to me we need to give a discount, it costs more to pump 20,000 than 8,000. The conservation tier was not broken out and that needs to be done, or we are rewarding the over users. **Paul** – I suspect we will get that is the user rates and not impact fees, but I will bring that up. **Cox** – the true impact is the difference in the use. We need to give an incentive to conserve water. **Mayor** – the pipe size is the same. **Wilkey** – a person can choose to be in conservation tier and still use more water, so the impact we don't know what it will be. **Mayor** – the biggest cost is the water development and that will go to the WCD, so what part of the structure is more direct. **Cox** – it costs more to pump 20,000 gallons. There needs to be some differentiation. **Mayor** – you have to play some degree of average, if we get into that the frontage of the road is less, how to rationale that out is hard. **Cox** – we need to incentivize those that conserve.

CONSIDER A THIRD AMENDMENT THE WATER RIGHT CONTRIBUTION AGREEMENT BETWEEN CEDAR CITY AND DEVELOPMENT TEAM” TYLER ROMERIL / PAUL BITTMENN:

Tyler Romeril, Development Team – we have brought several amendments, when we collect water we bring it and have amendments, when we have a use we use that water. We want to bank 33 additional acre feet (af) of water. **Paul** – these rights are still going through the determination process. Development Team has included language that if the final determination is different than what we think we will hold the city harmless and adjust the bank at that time. **Wilkey** – are you using first in first out? **Paul** – it doesn't matter. **Wilkey** – they can't use these until the determination has happened. **Tyler** – that is correct, we can't use those until it is complete.

Councilmember Wilkey moved to put this item on consent; seconded by Councilmember Phillips; vote unanimous.

CONSIDER ENTERING ADDENDUM #1 TO THE WATER RIGHT CONTRIBUTION AGREEMENT BETWEEN CEDAR CITY AND DEVELOPMENT TEAM. TYLER ROMERIL / PAUL BITTMENN:

Tyler Romeril, Development Team – we call it an addendum is to allow underground water, the addendum allowed us to bring shares from South & West (S&W) Field Irrigation Company. As you are aware, City Ordinance allows water to be brought in one of three ways, either pay the fee, bring in pre-July 24, 1934, water, or you can supplement that with 1/3 S&W Field Irrigation shares. Based on that, and doing the math, it was of interest to us to purchase these shares. Over the last year we have made 156 transactions and purchased those shares. **Paul** – the packet says 101.5669 shares; the figure changed from Development Team and the Irrigation Company; It will be between 99 and 101. We will get the final number. **Tyler** – it is 99.7355 shares; there was a typo in one of the transactions. **Wilkey** - I was .25 of the shares of the purchase to Development Team. Mayor, Phillips and S&W Field sold shares also. **Randall** – you are ok, as long as it wasn't contingent on your vote. **Tyler** – the proposal is that the water rights be banked just like our underground water rights are banked when we brought you a land use development application. However the ordinance reads at the time, that's how this water would be applied to the current development. The State Engineer has made a determination that one share of South and West Field Irrigation rights equates to 3.282-acre feet, so that is in the agreement. Also, in the agreement it states that if the State Engineer ever came back and said that number is either going up or down, then when we applied for that land use application at that time, we would get the credit at the rate that the State Engineer says it currently sits. **Paul** – whatever our ordinance says at that point that's how we apply them. **Wilkey** – we are roughly talking 32-acre feet of water. **Tyler** - no, it's 327.95 acre feet. **Paul** – there are a couple of differences, the first difference between the underground water and the shares, the shares don't own water, the State owns all shares, a water right entitles you to use so much water. A share is not a water right; it is an interest in a company that holds the underground water right. We accept shares as part of the water acquisition program because we feel there is value to them. We don't pay dues or fees with a right. With shares we pay a fee every year to maintain the shares and we pay it to S& W Irrigation Company, that is what \$3,000 is. When we took underground rights from Development Team, it didn't cost us anything. The advantage to Development Team is they don't have to put them to use, we don't have the six year limitation on use it or lose it, we can bank them much longer as long as we have a plan as to how we will use them, so it works for both of us. We know what we will do with subsurface rights. We don't know what we will do with the surface rights, as an entity to date we don't know what we will do. They are valuable and we know what we can do. Once we get an interest we cannot sell it. **Cox** – there is a lot of recharge we can do, and the fee we pay keeps the water running in the ditch. **Wilkey** – as Development Team uses all the underground water and they are using the conversion. **Tyler** – we already use them; we match 2/3 to 1/3. **Wilkey** – the city needs to determine what we are going to do with them. **Paul** – ditch water has a lot of applications. We can use them for surface water applications. We can put them in Iron West pond. Cleaning some surface shares and put in culinary system, but it has significant costs. Recharge some of them. **Phillips** – it is an additional \$3,000 a year. **Paul** – that is the current cost, we hold for 10 years, what do we get out of it. **Tyler** -more commanding ownership, ability to use the water as you want. You pay about 3 cents per thousand gallons of water. **Schmidt** – how long do we pay for them? **Paul** – as long as we own them. They use them to pay their water acquisition fee. **Phillips** – we are paying the fee, so what are we getting. **Cox** – when we were doing the aquifer study, it was better along Coal Creek, we did a bunch of well logs. **Paul** – I don't mean we haven't determined

what we will do, there are a lot of things we can do with the water, we haven't picked so it is going to a recharge pit. We can do several different things. **Mayor** – challenges we run into is storm water. If we control the company, we control the ditch. There is value in owning the company if we control the right of way. **Paul** – we are the largest single shareholder, but we are not the majority holder, we are in the 40% range. **Wilkey** – can you get us a number of what we pay all the irrigation companies. **Paul** – S&W Field fees are higher than all the others.

Councilmember Wilkey moved to put this item on the action agenda; second by Councilmember Galan; vote unanimous.

CONSIDER THE APPROVAL OF EMPLOYEE INSURANCE. NATASHA

HIRSCHI: Natasha Hirschi, HR Specialist – we had our broker go out and get proposals for our benefits. Medical is 0% increase, dental is 8% which is about \$15,000 and 12% increase in vision which is about \$1,000. Life and long-term disability remain the same. The numbers are in the budget, but we need to go to open enrollment before the budget is approved. **Wilkey** – do the employees pay a portion? **Natasha** – no it is 100% covered. We offer voluntary life, which the employee pays as well as accident plans. The city pays for a \$50,000 policy on employees, a \$5,000 policy on spouses, and a \$2,500 policy on dependents. Long term disability is also picked up by the city. The change from current is \$16,000. **Wilkey** – are the deductibles the same? **Natasha** – the deductible will change, but the IRS mandates that because we are a high-deductible plan. **Phillips** – are we happy with the carrier? **Natasha** – we will never be 100% happy, it depends on the employee. There were years when we had a 16% increase. The PEHP pool helps keep the increases low. **Phillips** – if we make a decision next week it has to be in the budget? **Mayor** – yes. **Wilkey** – do the carriers remain the same? **Natasha** – they are all the same.

Councilmember Schmidt moved to put this item on the consent agenda; second by Councilmember Wilkey; vote unanimous

CONSIDER CHANGING THE RESTRICTION OF WATER VAULTS ON LUND

HWY. PHIL SCHMIDT/MATT BAKER: Schmidt – my concern is the existing vault on Lund Hwy; we have a 16" line that comes into a 8" PRV that goes back up to a 16" and it currently has a 3" bypass that goes around it. I had a visit with Curtis from Ensign Engineering today. There are a lot of things we can do to get this done, one is to loop in as many places as possible, 1600 is proposed in the budget, it will be a 12" line and it is now an 8" line going through an 8" vault. The 8" pipe is causing an 75% reduction, so we are only getting 25% flow through the 16" pipe. The 3" bypass is helping. We have talked about a doing a 12" bypass around, we talked about a 16" straight through. On a normal flow the volume is not a problem, but if you open a hydrant, it loses pressure quickly. Curtis would do a 12" straight through and a 6" bypass. The current system is hammering and popping PRV's down the road right now. I would propose to get the volume, we still need the loop we are talking about, we have a 12" line going down 800 to the west that will eventually tie into the 12" coming down 3900. That would be a great bypass. On 1600 tie a 12 and bring the 12" down by where the church is proposed and then Chelsey will do something. To help with the flow we need to do something. **Cox** – what is the timing for the 1600 loop? **Paul** – 18 to 24 months out. **Schmidt** – the cost benefit is worth it. **Phillips** – what will it cost? See Exhibit "A". **Paul** - you are designing a project to reduce the pressure on Hwy 56, and they are all

scheduled to come out in 2-3 years. **Galan** – I remember having a conversation and asking what the risk versus the benefit is in waiting 3 years. **Schmidt** – if we have one fire and we are in trouble. **Wilkey** – we just granted a CUP, and they will be there in 3 years. **Schmidt** – Carter and Robert are both on this line. If you have a water tank at each end the water flow is really bad. We are adding line all the time but not adding water. I don't think it is beneficial to wait 2-3 years. **Wilkey** – what about the line on 3900 West, do we know how much has been collected? **Paul** – you passed the special assessment area less than a year ago, that line will cost \$3 million, you are not close. **Wilkey** – do we do this in addition to the line on 3900. If we do this, do we need the line on 3900? **Schmidt** – I didn't think we were doing this? The loop will come from Port 15 or the WCD. **Matt** - There is a line on Point West and will tie Lund Hwy to 3900 West. **Wilkey** – Matt what is your recommendation? **Matt Baker**, Water Superintendent – See Exhibit “A” Fire Flow at 3900 West portion. **Wilkey** – didn't Chelsey have to go another way? **Paul** – yes, it is part of the Development Agreement. **Galan** – if we don't do this now what is the risk. At the end of the day, we are not covering the liability. **Matt** – putting the PRV will increase the water by 250 gallons a minute. **Schmidt** – that is not right, a 12” goes up 50%. **Wilkey** – switching the PRV will cost us about \$60,000 and we will lose that in 3 years. **Schmidt** – if you do the 12” you can transfer that and it isn't all lost. **Phillips** – it is about \$20,000 a year. **Paul** – there are fire flow issues in the water system in the older parts of town. They are all around town. We mitigate by buying the Fire Department Tenders, we fill them with water from the pipe and flood the engines from the tenders, that is how we mitigate the problem. **Wilkey** – we will get to the 1788 gpm by us doing nothing, or by only the developers doing their thing. **Galan** – when we do the work in 3 years, how much of the other areas of the city will be improved, or will we still need the Tenders? **Paul** – we will still need the tenders, mostly east of I-15. **Galan** – the 3-year improvement doesn't affect east of I-15? **Paul** - no. We have a program we improve areas of the water system each year. We are working on undersized piping right now; there are still areas of town with 4” water lines and a few 2” water lines. To keep funding incremental improvements, we slowly get rid of the problems. **Galan** - do we have an end vision of when we are up to date? **Paul** – the end vision is when we have enough money in the water budget to fix all the areas. **Wilkey** – we talk about 3 years, but the problem is getting worse every day. **Cox** - \$70,000 is a small price to pay. **Galan** – it is almost a no brainer. **Mayor** – if the fire protection is the main motivation, we have a way to mitigate the risk. If it stops development, it is an escalated reason. If it is just fire it is \$70,000 that we don't need to spend. **Galan** – those are good points, but there is more development coming in this bubble. Safety is a big one for me, but Paul made me feel better with the mitigation plan. **Mayor** – is the \$70,000 better spent in the other areas east of I-15. **Schmidt** – it is a timing issue. It is insurance issue; the rating could go high in that area. **Wilkey** – we talked about the 3900 loop we discussed if we could afford to do it now and pay our selves back, this pushes that back a little and lets us collect more money for that project. **Paul** – the GPM is more letting the developers do their work. The LDS Church will put a line through when they build. **Phillips** – what would be the desired fire flow in my home? **Paul** – the numbers are PSI, fire flow is gpm, it is 1500 gpm. **Phillips** – does engineering have any thoughts on this and future projects. Should we be looking at this? **Kent** – in order to not just spend money that is essentially thrown away in a short time, I would get the benefit of change the PRV and vault, but nothing larger than 12” so we could use it again. It would remove the problem of an aging valve that is getting beat up, it would increase some capacity and give us reliability and not cost us money that is wasteful. Going beyond is money that will be lost. **Wilkey** – do we have money in the budget for this? **Paul** –

it is not in the budget unless Matt has it in his maintenance budget. **Matt** – I don't have it. **Schmidt** – we have Martin's Flat money. **Paul** – that is impact fee money, and this is not eligible. **Galan** – your proposal is from 8" to 12" for \$50,000? **Kent** – yes. **Matt** – the valves go bad all the time, a PRV for \$50,00 will set on the shelf until we need it. **Cox** – how much to rebuild it? **Matt** – probably \$2,000. **Kent** – you cut down velocity. **Jonathan** – Table that shows the range of flow through a PRV, the 8" 200-3100 gpm, Hansen Allen Luce did model 3,050 gpm is what they showed, we are getting to the upper range of that. Could we go another couple years with that, it would be tight. We will have some savings in the 100 East project, we are about \$60,000 under budget, that is one option of water fund money. Can we make it a couple years, maybe. **Wilkey** -what is the timeline to switch it out? **Matt** – everyone would be out of water for about 4 hours. **Schmidt** – increasing from 3100 to 7000 for fire capacity. **Mike** – we only care about meeting the code. More water is always better.

Councilmember Phillips moved to put this item on action next week; second by Councilmember Schmidt; vote unanimous.

CONSIDER PROPOSALS FOR THE RATE STUDY. JONATHAN STATHIS:

Jonathan – we went out for a rate study to look at the monthly billing rates for all the city enterprise finds. We will be looking at culinary water, secondary water, sewer collections, wastewater treatment plant, storm drain and solid waste. It has been quite a long time. We received four proposals. LRB Public Finance Advisors received the highest points, **Paul** – when we bid impact fees, these are the group that does it, LRB has a sharper pencil and performs well and thought out, but a little slow. Some of the time is waiting for us to perform. **Schmidt** – what time frame did we give them? **Jonathan** – we gave them until September, and we have to perform on our end and give them data. **Galan** – if they give us a proposal on the study, is there a mechanism for us to increase between budgets? **Terri** – yes, we have quarterly budget adjustments. **Paul** – you would implement your fees, not your budget, you can recalculate the budget for the next year. **Mayor** – we have to do a study, if challenged we have to have a third party verify. **Jonathan** – we have \$36,000 budgeted; it is over budget. I have ways to make it up but it will need to be done with the next budget adjustment. We are about \$14,000 short. **Phillips** – it is reasonable and we need the study done.

Councilmember Schmidt moved to put this item on consent; second by Councilmember Phillips; vote unanimous.

**PUBLIC HEARING TO CONSIDER MODIFICATIONS TO CEDAR CITY
ORDINANCE 26-IV-5 PERTAINING TO PUBLIC IMPROVEMENT BOND
REVISIONS. AMBER RAY/RANDALL MCUNE:**

Kent – in our subdivision ordinance we have language to set up a program to have developers' bond for public improvements not complete if they want to record the plat. We also have with the road break permits, someone needs to do excavation in the right-of-way, they get the permit and put a cash bond. The gap in the system is if we have a parcel not fully developed and they want to build a commercial building and there are also a number of public improvements, it is not part of a subdivision, so chapter 32 doesn't cover us, and it is not really a fit for our road break permit. We have proposed in chapter 26-IV-5 the zoning where public improvements are required, we address a similar bonding requirement as subdivisions. We pulled out subdivision wording for public improvements and gave a means to bond for improvements. The wording is similar to the

subdivision ordinance. **Cox** – what is the biggest impact to the developer? **Kent** – it is a new bonding requirement. Right now, when they are building something, we don't have anything to get improvements done other than holding up C of O. **Galan** – how have we bridged the gap in the past? **Kent** – we haven't, there are buildings that don't have the certificate of occupancy and have moved into the building, and we are holding business licenses. **Randall** – this is a direct threat against a business that doesn't have anything to do with it. **Cox** – why not go after the bad actors? **Mayor** – it won't be a lot. **Schmidt** – can it be a bond, or does it have to be a cash bond? **Kent** – it can be any of the three we allow. When we accept the improvements, we release the entire bond and get another bond for the retainage. **Kent** – with letter of credit it is less expensive than a surety bond, but it ties up funds. With subdivisions and PUD's, they can mitigate the impact by getting a lot of improvements done before they record the plat. Most of what would fit in this category, they could construct the improvements before pulling a permit. **Schmidt** – the city pays interest. **Galan** – are the letter of credit limited in time? **Kent** – yes, we are extending them constantly.

Mayor Nelson opened the public hearing. **Tom Jett** – we give a water meter before occupancy, for the bad actors, why not yank the water meter. The Planning Commission discussed this also. **Cox** -it also hurts the honest ones. **Randall** – the water meter I am hesitant. **Paul** – there was a time when we shut the water off for user b because user a didn't pay the bill, the State doesn't allow us to do that. I hesitate to have you go down that road. **Galan** – it is a punitive measure that may or may not work. What is proposed is clean and low maintenance and sets a precedence and bad apples will change over time. Putting it in code makes it standard and it is doable. The hearing closed.

Councilmember Phillips moved to put on this item action; seconded by Councilmember Cox; vote unanimous.

PUBLIC HEARING TO CONSIDER MODIFICATIONS TO CEDAR CITY ORDINANCE SECTIONS 23, 26, AND 32 REVISING NUMBERING TO MATCH STATE CODE. AMBER RAY/RANDALL MCUNE: **Tom Jett** – I am asking to send this back to Planning Commission.

Randall - every year the Legislature moves things around and they move the land use code to a different section, 10-9a is not 10-20, we change to Utah Municipal Code. Accessory Dwelling Unit we do internal and external and the State Code does not have external. The external is from the code that didn't pass. Now all accessory dwelling units must be owner occupied. The external ones do not require that, and it was not discussed with Planning Commission, it only talks about the unit. The second is language says a detached single-family dwelling, the twin homes are attached, so it will not allow a twin home to have an external accessory dwelling unit. **Wilkey** – when you take a single family home and add an ADU, take a twin home and add an ADU you are going from medium to high density and I don't know that you would want that. **Cox** – if it meets setbacks, I don't know why you wouldn't allow it. **Randall** – the fear is that you double the occupancy. To take it back to Planning Commission it would be to allow them to think about the language. You don't have to send it back. They were given the language, but they didn't discuss the changes. **Mayor** – it is respecting what we ask them to do.

Mayor Nelson opened the public hearing. **Phillips** – do you think there will be any changes? **Tom** – they will only change the density in R-2 and R-3 zones. **Cox** - is that not what is required now? **Randall** – no, they are all owner occupied now. **Wilkey** – changing it to R-2 and R-3 don't have to be owner occupied will be the discussion. **Phillips** – if we want to send it back it has to be another section, it is another provision, not the definition. **Mayor** – that is a different discussion, if we allow other units in the zones, it is a different ordinance. **Galan** – I agree. I think what is being proposed is in a different direction. I recommend we put it to action next week and evaluate this and the Planning Commission can come up with a plan to address the concerns they have as a separate proposal. The hearing closed.

Councilmember Wilkey moved to put this item on action next week to match the internal ADU; seconded by Councilmember Cox; vote unanimous.

CONSIDER AN AMENDMENT TO CITY ORDINANCE 35-10(B) TO ESTABLISH NO PARKING ZONES IN THE VICINITY OF NORTHFIELD ROAD AND 1045 NORTH. -KENT FUGAL/RANDALL MCUNE:

Kent – this was a request to be looked at. To get separate right and left turn lanes. We did new traffic counts to see if all way stops could be justified, so we propose that it be an all-way stop intersection. We will add stops for east and west bound traffic and add cross walks. To make it work and accommodate a left turn we need to restrict parking, that is why it is before you. **Wilkey** – the first to the left, is that why it is no parking? **Kent** – as cars come up to the stop sign, they can't see the cars coming, it is a safety issue. **Phillips** – I worry about the one residence; we are taking parking on the east and west of the property. **Kent** – if they park east of the driveway, it creates a site issue. **Phillips** – is it justified to have stops east and west? **Kent** – yes, it is hard to find gaps in the traffic. **Phillips** – should we have conversations with the owners of the property? **Paul** – the bulk is the back of the properties. **Galan** – on the left turn space, is there enough space for a left turn lane and flow through? **Kent** – there is room for through traffic if we restrict parking. **Wilkey** – one concern I have, 1045 North is not part of a masterplan trail, you can't ride a bike. **Kent** – you are riding where cars come to a stop. **Chief Adams** – The person that lived on the corner moved and the parking is not a problem anymore. Stripping red might need to be on Iron Wood also. I am happy to communicate to the neighbors that this is coming. **Galan** – I am ok with no parking all along that road. **Randall** – there should be no parking 20 feet from a stop sign. **Galan** – we are doing it to fix the issue on the other corner. We need space.

Councilmember Phillips moved to put this item on the action agenda; seconded by Councilmember Schmidt; vote unanimous.

PUBLIC HEARING TO CONSIDER MODIFICATIONS TO ENGINEERING STANDARDS SECTION 1 AMENDING INTRODUCTORY LANGUAGE AND ADOPTING THE 2026 APWA UTAH MANUAL OF STANDARD SPECIFICATIONS AND 2026 APWA UTAH MANUAL OF STANDARD PLANS. KENT FUGAL:

Kent – this is a revision to Engineering Standards; Utah Chapter Public Works Association maintains specifications of standard plans many cities across the state have adopted. In Cedar City we run with our own standards, we have our own standards for design, this is not that, it is design and details that we would address by adopting the APWA. We have a number of things we will want to keep. We want to adopt the APWA standards, they are much more comprehensive and cover a lot more than our standards cover. Sections 4 and 5

deal with standard specifications and plans. Because we want to continue to work with Public Works Divisions and see what they want to keep, it will say city has adopted in conjunction with sections 4 and 5 of our standards. Until we change anything in sections 4 and 5 but it doesn't prevent us from using APWA if it makes more sense. We also want to have definitions, showing that if it says engineer it is referring to the City Engineer and the city means Cedar City. **Phillips** – will this give you more tools? **Kent** – for design, not necessarily, but the standard plans address items that your design is consistent with this. They are two different things. Contractors don't care about design standards. The designer determines what is put on the specs for the project. **Galan** – is this going to increase the cost of submitting a project to the city? **Kent** – no, it clarifies what the standard specification details are. If we are going through the water of the APWA and comparing it to our current standards, if we find something we no longer need, we take those out. There is no cost to the contractors to access the standards, they are free on the APWA website. **Galan** – is there a chance in adopting these standards that there is a confusion with the contractors and engineers on what applies? **Kent** – there may be some education, but sections 4 and 5 will still apply unless they have been given something in writing. **Galan** – it is more robust discussion before construction designs. **Kent** – yes. **Mayor** – do you feel our standards are more or less restrictive? **Kent** – we have things that we require that are more expensive than need to be. Storm drain manholes is one that we require that are more expensive. There are areas where we are not as robust as we need to be, but they won't be imposed until the discrepancy has been resolved. **Cox** – no huge unintended consequences like fire sprinklers in a home? **Kent** – no immediate change other than we have specifications for things we didn't have. **Galan** – you will have discussions with engineers outside your team. We don't want to add additional cost and complexity. I think it will take more effort on you and your teams' part to understand the benefits of this. **Kent** – there are enough cities across the state that already use these.

Mayor Nelson opened the public hearing. There were no comments. The hearing closed.

Councilmember Schmidt moved to put this item on the action agenda; seconded by Councilmember Galan; vote unanimous.

PUBLIC HEARING TO CONSIDER MODIFICATIONS TO ENGINEERING STANDARDS SECTION 2.1 AMENDING THE GENERAL REQUIREMENTS FOR PUBLIC IMPROVEMENTS PERTAINING TO INSTALLING SYSTEM IMPROVEMENTS TO THE BOUNDARY LINES OF DEVELOPMENTS. KENT FUGAL:

Kent – when Cedar Meadows and Lamplight were developed, we have had from Hwy 56 to Center Street there were no stubs until Center Street for connectivity between the neighborhoods. Compared to Mountain Shadow, you have Center Street and other roadways to the east and west to get connectivity with developments. It helps with traffic and looping water and sewer service. In Section 2.1 we have vague wording with public improvements. Improvements have to be extended and vague things. All water lines shall be installed at the boundary line, but we don't talk about other improvements. It doesn't talk about connectivity, which there is a need for utilities. Development Team worked with us and Tyler Romeril came up with some wording and we added to it, and we came up with the language you have. When no topographical barriers exist, all improvements shall be installed to the boundary lines of the development. There is no reason to put a stub road into a ledge if there is not potential for a road to go through. When a new project comes in you need to

consider the property adjacent and produce connectivity. **Cox** – if utilities are stubbed on the east side and you have to take it to the west side; it only benefits the neighbor. **Schmidt** – not necessarily, you will go to where to gas and power company tell you, usually it is at the end of the property. **Cox** – there are times when you are required to put other improvements in. **Schmidt** – you have some property owners who will not allow you on their property so you put it as close as you can. **Mayor** – could you put it to the intersection? **Schmidt** – then you have to tear out the road, you just as well take it to the end of the road. **Wilkey** – can you enforce a reimbursement. **Schmidt** – if you are going to do the road, you need to put all the other improvement in. **Galan** – easements for emergency, is that something that needs to be in the language? **Kent** – that is a separate issue. We have requirements if you have a number of units, you need a second access. Chief Phillips and Fire Marshal Shurtz and I have had discussions about that, we allow more than fire code. If we develop property to get access, it helps if we require sub roads because both properties benefit from these extensions. **Wilkey** – what if the person east buys property gets a zone change and puts in a PUD? **Kent** – they need to extend the public street; it isn't an option.

Mayor Nelson opened the public hearing. Chris Holland, UDOT – this issue has been statewide, the Legislature has required to have connectivity for cities, there is a reduction on arterial roads with the connectivity. There are a lot of cities that have not done this and need to do it and there are homes in the way or have done it over a steep hill, over a canal or river, so it is good to be in front of it. It is good to have it in the forefront. **Phillips** – I appreciate your comments; we have a lot of congestion on U-56. **Chris** – people can't get to the elementary and have to get on the highway for a short distance. It is good for the overall community. I appreciate Kent and the staff; they are good partnerships with UDOT. **Wilkey** – I like that it gets traffic moving to the big roads. I hate pushing one neighborhood into another and not having them connect to the highway. **Chris** – that is a good point. State roads we have access management, multiple subdivisions, it is good to have distributions inside subdivisions. Same thing on collector roads within the city, it is a critical aspect. **Galan** – Lehi City has done that in recent expansions and roads that used to be packed are more relaxed, so it really works. **Randall** – there is a mention of benefit to the neighborhood, we are trying to reduce the burden the subdivision is creating, we are asking them to mitigate the impact. The hearing closed.

Councilmember Wilkey moved to put this item on action; seconded by Councilmember Phillips; vote unanimous.

PUBLIC HEARING TO CONSIDER MODIFICATIONS TO ENGINEERING STANDARDS SECTION 3.2.3 REGARDING CUL-DE-SAC REQUIREMENTS.

KENT FUGAL: **Kent** – our current standard radius depends on the type of road. You never build a cul-de-sac for anything other than a local road. The problem is when we build it according to the table with a 50-foot radius it leaves us short of the fire code standards for the turnaround, fire code requires 96-foot radius. We end up in the 89-foot range. That also makes it difficult for our sanitation department to collect garbage. Our proposal is to address the length, diameter and temporary turn arounds on a stubbed road. We measure from the center line of the cross street to the center point of the cul-de-sac in residential. In industrial areas we could go longer than 550 length, fire code allow 750 feet with special approval. **Schmidt** – I would like residential stay the same, 750 feet. **Kent** – we can do that if council wants. When it comes to the movement of traffic through neighborhoods and the ability to

interact with neighbors, cul-de-sacs are the worst thing. For traffic and utilities, the best thing is a grid, it allows traffic to disburse and reduces congestion and makes a more livable community. Some cities say no cul-de-sacs are allowed in new development. SLC is one of them. I don't think we make them any longer than they need to be. We can work with developers, sometimes there is an odd piece of property. **Schmidt** – can we make it an option? **Kent** – an option the council gave a few months ago is to allow the City Engineer to give variances if there are circumstances, so I think we already have the tools to do that. We would be in communication with the Fire Department on that. **Paul** - you just said how bad they are, how likely would you be to give extra length.

Kent – temporary cul-de-sac, we don't know how long it will be there. We require a temporary turn-round for anything over 35 feet, that doesn't get you to the back of the lots. At one time our standard was 200 feet. The length makes it tough to put in the stub roads for adjoining property. We are proposing that any street with a temporary dead end where the length of a street is longer than 150 ft from center line of cross street to the temporary dead end or where one or more lots front the dead end street that do not have frontage on the cross street. Mountain Shadows, the dead-end road, there is no need for a temporary turn around, the properties have a cross street. Another street that only has frontage on a dead end needs a temporary turnaround. **Mayor** – it is necessary for the fire department. **Kent** – where do they put their garbage can, we can't turn around, we don't want to back a truck up in a residential neighborhood. The 150 feet fire code says you need a temporary turn around if a dead end is more than 150 feet long. If 180 feet is a problem, it could be, we will consult with the fire department and public works. **Schmidt** – it says you will have a fire hydrant? **Kent** – current standard requires it; we need to be able to flush the line. As we go through the engineering standards, we can look at that. **Schmidt** – most now allow an open bore flush. **Kent** – it is for a flush line.

Mayor Nelson opened the public hearing. There were no comments. The hearing closed.

Councilmember Phillips moved to put this item on the action agenda; seconded by Councilmember Schmidt; vote unanimous.

CONSIDER AN AIRPORT CONCESSION AGREEMENT WITH MASSAGE VENDING. TYLER GALETKA: Tyler Galetka, Airport Manager – **Cox** – is this massage chairs? **Tyler** – yes. **Paul** – who is signing and what is their address. We need this. **Tyler** – we will get that information.

Councilmember Phillips move to put it on the consent agenda; seconded by Councilmember Cox; vote unanimous.

Cox – why does this have to come to council? **Paul** – his department head could sign it.

CONSIDER A NEW LAND LEASE AT THE AIRPORT, 2208 W 1500 N, WITH O & O INVESTMENT. TYLER GALETKA: Tyler Galetka, Airport Manager – this is an area that Mr. Cheney previously leased and didn't every build on. They do want this 10 feet wider but it does not affect any utilities. **Galan** – how long is the lease? **Tyler** – 20 years. **Galan** – there is an opportunity to make money.

Councilmember Phillips move to put it on the consent agenda; seconded by Councilmember Schmidt; vote unanimous.

CONSIDER CHANGE ORDER #1 FOR AIP-048 ARFF APPARATUS. TYLER

GALETKA: Tyler Galetka, Airport Manager – we had a grant. We had to get new foam for \$11,733.68; this is a grant amendment with the FAA, our match is \$586.68.

Councilmember Schmidt move to put it on the consent agenda; seconded by Councilmember Cox; vote unanimous.

CONSIDER AN INDEMNIFICATION AGREEMENT WITH THE SOUTH AND WEST FIELD IRRIGATION COMPANY. PAUL BITTMENN:

Paul – I am the president of S&W Field Irrigation Company. There was a ditch owned by the irrigation company to move water from point a to b, kids have played in it for years. The new ditch was put in with concrete, it moves water very nicely, there is also an increase in people slipping and falling. The irrigation company either wants to be indemnifying from recreational activities or pipe the ditch. **Phillips** – if the city refuses? **Paul** – then for the city to pipe the ditch, if the city refuses then the irrigation company will fence the ditch. **Schmidt** – I don't blame them. **Cox** – is there a way to put something rough in it for traction? **Paul** – that is a separate issue, I will put my city hat on, we have talked about putting the pour and play system in the ditch, you wouldn't hit concrete, but you would still get moss, we won't shut the water off. **Mayor** – do we indemnify and keep the use, or do we want to limit our liability. **Paul** – your insurance provide thinks it is a terrible idea to indemnify anyone. **Wilkey** – we can't stop anyone from naming them in a lawsuit? **Paul** – you would hire lawyers for them. **Phillips** – do you know the cost of pour and play. No nonslip will work because of the algae. **Ken** – you cushion the fall or do nothing, they don't have a product industry wide for a ditch, it is just cushioning the blow. **Schmidt** – if we were to pipe it and put a little pond for them to play in. **Paul** – they still want to be indemnified. **Randall** – URMA is not a fan, but you either stop letting kids play in it or indemnify them. **Paul** – it worked fine for them a dirt and rocks. **Randall** – how long does that take, and they want to be indemnified next week. **Paul** – it has been advertised as a water feature through social media. We have people call and complain when the irrigation company shuts the water off when there is a thunderstorm. **Schmidt** – it would cost about \$20,000 to pipe the ditch. **Ken** – the ability to have the water feature is there above. **Randall** – it is the fact that we modified it and it became a water feature is where the liability came in. **Galan** – we need to indemnify them for a short time and then figure out how to pipe it and then get a water feature.

Councilmember Wilkey move to put it on the action agenda; seconded by Councilmember Schmidt; vote unanimous.

CLOSED MEETING – PROPERTY NEGOTIATIONS: Councilmember Phillips moved to go into closed meeting at 9:02 p.m.; seconded by Councilmember Schmidt; roll call vote as follows:

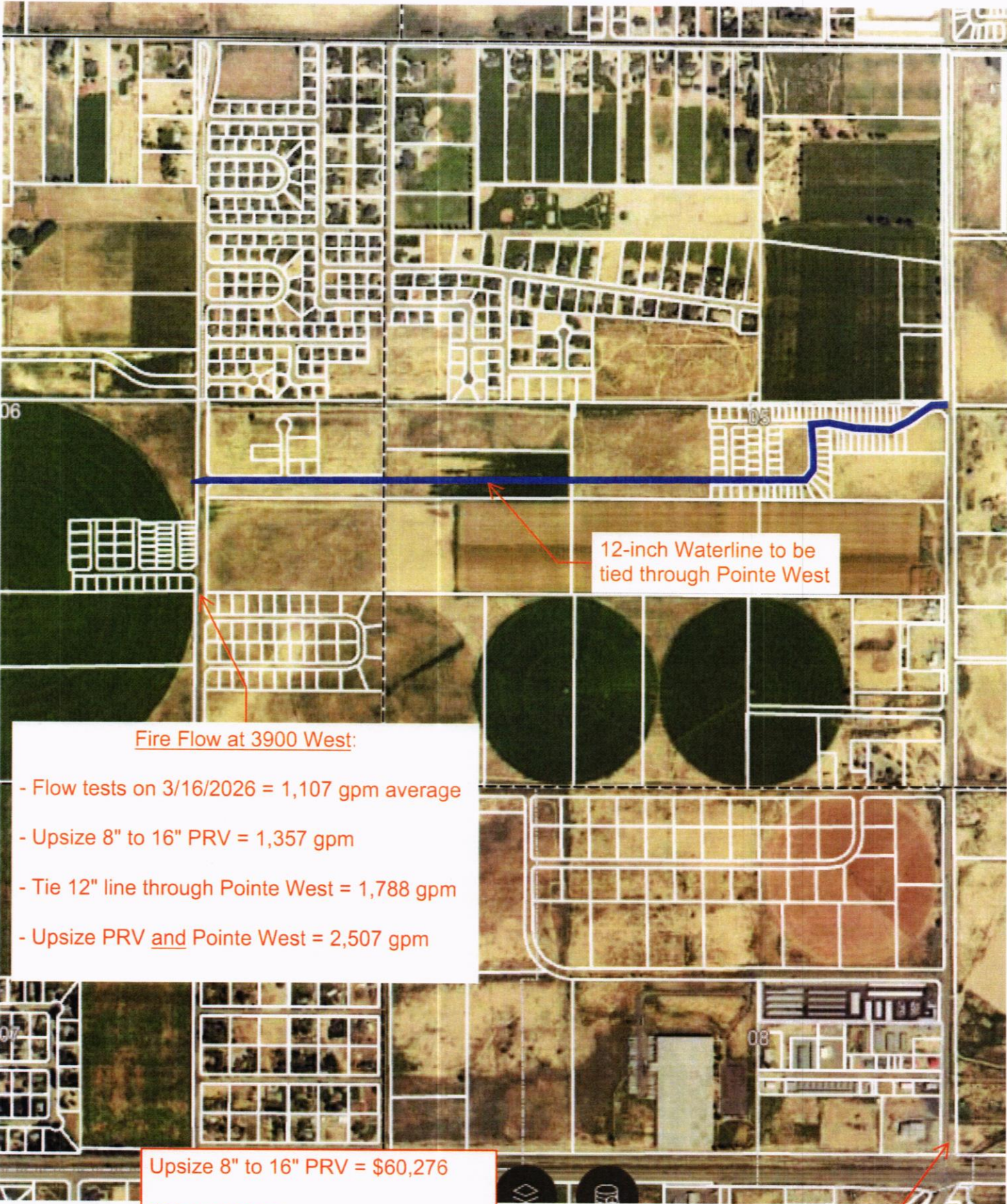
Robert Cox	-	AYE
Waldo Galan	-	AYE
Scott Phillips	-	AYE

Phil Schmidt - AYE
Carter Wilkey - AYE

ADJOURN: Councilmember Schmidt moved to adjourn at 9:23 p.m.; second by Councilmember Galan; vote unanimous.

Renon Savage, MMC
City Recorder

EXHIBIT "A"
CITY COUNCIL – APRIL 15, 2026



12-inch Waterline to be tied through Pointe West

Fire Flow at 3900 West:

- Flow tests on 3/16/2026 = 1,107 gpm average
- Upsize 8" to 16" PRV = 1,357 gpm
- Tie 12" line through Pointe West = 1,788 gpm
- Upsize PRV and Pointe West = 2,507 gpm

Upsize 8" to 16" PRV = \$60,276

Other options:
Add 12" PRV Vault = \$70,000
Upsize 8" to 12" PRV = \$50,000

Existing 8-inch PRV at Lund Hwy & SR-56

CITY COUNCIL CLOSED MEETING
APRIL 15, 2026

The City Council held a closed meeting on Wednesday, April 15, 2026, at 9:02 p.m. in the Council Chambers at the City Office, 10 North Main, Cedar City, Utah.

MEMBERS PRESENT: Mayor: Steve Nelson; Councilmembers: Robert Cox; Waldo Galan; Scott Phillips; Phil Schmidt; Carter Wilkey.

STAFF PRESENT: City Manager Paul Bittmenn; City Attorney Randall McUne; City Engineer Kent Fugal; City Recorder, Renon Savage.

PROPERTY NEGOTIATIONS:

ADJOURN: Councilmember Schmidt moved to adjourn at 9:23 p.m.; second by Councilmember Galan; vote unanimous.

Renon Savage, MMC
City Recorder

COUNCIL MINUTES

APRIL 22, 2026

The City Council held a meeting on Wednesday, April 22, 2026, at 5:30 p.m. in the City Council Chambers, 10 North Main Street, Cedar City, Utah.

MEMBERS PRESENT: Mayor Steve Nelson; Councilmembers: Robert Cox; Waldo D. Galan; R. Scott Phillips; Phil E. Schmidt; Carter Wilkey.

STAFF PRESENT: City Manager Paul Bittmenn; City Attorney Randall McUne; Finance Director Terri Marsh; City Recorder Renon Savage; City Engineer Kent Fugal; Police Chief Darin Adams; Fire Chief Mike Phillips; Leisure Services Director Ken Nielson; Public Works Director Ryan Marshall; Economic Development Director David Johnson.

OTHERS PRESENT: Ann Clark, Scotty Harvillev, Rachelle Hughes, Tom Jett, Sue and Paul Longson, Ben Cozzens, Bill Payne, Tonya Payne, Tyler Romeril, Kimberlee Trower, Jamison Robinett, Paul Erickson

CALL TO ORDER: Paul Erickson of the Red Hills Church gave the invocation; the pledge was led by Scott Phillips.

AGENDA ORDER APPROVAL: Councilmember Phillips moved to approve the agenda order; second by Councilmember Cox; vote unanimous.

ADMINISTRATION AGENDA – MAYOR AND COUNCIL BUSINESS; STAFF

COMMENTS: ■Road Closures. **Wilkey** – my concern is, we hired a company to do the widening on Industrial Road, and it has been closed 2-3 months. My bigger concern is when we have private developers closing roads for road breaks. **Kent** – we need to do a better job when we put projects to bid to put specifications on road closures. We minimized that in my previous city, and there were times they could only do that in the middle of the night and on Sundays. There were times for multi-day closures when they were limited and there were financial provisions attached if they went beyond the time frame given. We will do a better job. The projects that are not city projects we need to look at our ordinances and standards. I agree that we should not let the roads be closed for an extended period. We are open to suggestions on how strict we want to be so we can modify our expectations. **Mayor** – when you have greater restrictions, if we wanted to keep the road open, does it add costs? **Kent** – in many cases it does add costs. We need to look at every project differently. This road is not as stringent as it would be on Providence Center Drive. There are times when we have alternative routes and at times it is worth paying more to have the use of the roadway available to the citizens. Where there is not a lot to be gained, we don't want to be too strict. As near as I can tell we don't have limits. **Cox** – do we know why the road has been closed so long? **Kent** – we are rebuilding the road and putting curb and gutter on the south side, that is the reason for the closure, for the delay, I don't know. **Wilkey** – I grew up in Salt Lake, I haven't noticed around here the use of a lot of metal plates, that happens all the time in Salt Lake. **Kent** – that is something that can be done. When work is done at night the road can be plated during the day. **Mayor** – we want to know why so when we are asked as elected officials we have the answer. **Wilkey** – my biggest concern is when the developers do it. I do want the job done right. **Kent** – that is where night work has disadvantages, no matter how many lights, you still can't see as well and safety is compromised. We want to reserve those treatments for when closures during the day are unpalatable. **Schmidt** – I have closed a lot of

roads. It is important that we evaluate on an individual basis. The biggest factor is the safety factor of the pedestrians and the cars going by. We need to look at each situation. We need to look at not just cost, but safety of the public and workers. **Randall** – the closest timeline we have is the 14-day road break and then we give notice and they get another 14-days and then they post a bond. **Phillips** – is that what happened on South Mountain. **Schmidt** – it was materials, and all the work, not just contractor. **Ryan Marshall** – the road break is more associated with a small project, not a large project. We made them put in a traffic control plan. If any of the road closure maps come in for a complete road it needs to be flagged. It is more major infrastructure. It is a good idea to put it in their bonding and their contract.

■ **Iron West Park Update. Anthony Pearson** – we have spot seeded, fertilized and put nitrogen on the park this year. The clumping is the root system that has not filled in. However, it has filled in a lot since last year. The soil is darkening up quite a bit. I have asked the worker to start documenting everything. It is hard to get there right now because of all the development. We walked this morning, not many weeds. We had large open areas last year that filled in. As the roots link the clumping will go away. **Wilkey** – we planted this in 2024. How long before we can have soccer competition play? **Anthony** – it could possibly be spring next year, seeing how much growth from last summer. We have already spot seeded this year to help fill in gaps and reinforce the grass structure. **Wilkey** – we were in a hurry to get the pond done and where are we going? **Anthony** – there is no water inlet our outlet in that pond. **Mayor** – on the reseeding are you using the same mixture? **Anthony** – yes, it is the sports mixture. **David Johnson** – this park has been extremely confusing, no place to park. Typically, in a park the grass is the last thing you see, when is that happening? **Phillips** – that will come up in the budget. **Mayor** – the grass went first because it was seeded not sod. **Kent** – that is something we are well underway in the design for the parking lot and restrooms. ■ **Schmidt** – when we had the Diamond Z Ribbon Cutting, we noticed one of the downspouts on the southwest side was not connected. We talked with Public Works, and they dug it up and fixed it up the next day. Scott said they had been talking about it for two weeks. I wanted to shout out to the Public Works people; they stepped up and helped.

CEDAR CITY HOSPITAL PRESENTATION: Jamison Robinett, Hospital President – it has been 18 months since my family moved here and it has been the best 18 months of our marriage, I am happy to say our moves are done. Thank you to our police force and Chief Adams, we see a lot in the hospital, these gentlemen and ladies along with EMS bring residents into the hospital with professionalism and care. I had a nurse in a bad spot today and a patient was treating a nurse in a way they shouldn't be treated; we made a phone call and had 6 officers at our hospital to protect our nurse. It means a lot. We are well supported from a safety perspective; I am grateful as a citizen and as a professional worker. **Galan** – I went on patrol with the Police Department and had the opportunity to visit the hospital with a homeless resident, and as impressed as I was with the PD, I was with your staff as well with a difficult circumstance in calming the individual down, it was almost magical in how the deflated the situation. **Jamison** - Iron County is growing and we are double digit growth in all medical areas. We have had almost 1,000 more visits this year than this time last year, and our satisfaction and quality is staying good. See presentation attached as Exhibit "A". My daughter was in the NICU the first 150 days of her life and we were 50 minutes to her from my parent's home, and we are 50 minutes to our sister hospital in St. George. In March Cedar City Hospital delivered more babies in its history. Spencer Douglas, Terri Hartley and Heidi Miller will be joining the board this year. We are expanding our cancer center. Iron County has the highest rate of suicide in the state. We will be focusing on mental health to try and

help in this area for the next 8 months with the Chamber and other local associations like the Home Builders Association. **Mayor** – sometimes the hospital is more expensive, but millions in care is given that the hospital rights off also. **Jamison** – outright care surpassed \$9 million, the entire community benefit is to provide more than the tax benefit, we surpassed \$70 million. **Phillips** – structurally, are you able to build up to add beds? **Jamison** – there are portions that we can for clinic space. **Phillips** – you have a beautiful campus. **Wilkey** – my family’s best days and worst day happened in your hospital. Your staff is phenomenal in the maternity ward. **Jamison** – we have the #1 engaged caregivers. We are here for you and hold us accountable for being in the top 20.

CONSENT AGENDA: (1) APPROVAL OF MINUTES DATED APRIL 1 & 8, 2026; (2) RATIFY BILLS DATED APRIL 10, 2026; (3) APPROVE A THIRD AMENDMENT TO THE WATER RIGHT CONTRIBUTION AGREEMENT BETWEEN CEDAR CITY AND DEVELOPMENT TEAM” TYLER ROMERIL / PAUL BITTMENN; (4) APPROVAL OF EMPLOYEE INSURANCE. NATASHA HIRSCHI; (5) APPROVAL THE PROPOSAL FROM LRB PUBLIC FINANCE IN THE AMOUNT OF \$50,180 FOR THE RATE STUDY. JONATHAN STATHIS; (6) APPROVE AN AIRPORT CONCESSION AGREEMENT WITH MASSAGE VENDING. TYLER GALETKA; (7) APPROVE A NEW LAND LEASE AT THE AIRPORT, 2208 W 1500 N, WITH O & O INVESTMENT. TYLER GALETKA; (8) APPROVE CHANGE ORDER #1 FOR AIP-048 ARFF APPARATUS. TYLER GALETKA; Councilmember Phillips moved to approve the consent agenda items 1 through 8 as written above; seconded by Councilmember Cox; vote unanimous.

CONSIDER A DONATION TO THE PIONEER DAY CELEBRATION. JUSTIN OSMOND / BRANDON BURK / WALDO GALAN; **Merrill Osmond** – for 65 years we have fought the battle of media, family values have been attacked. Before my brother passed away, he whispered to me to keep fighting for family values. I am impressed with your starting with prayer. We are here to talk about the Pioneer Day Pageant. Prices have doubled, so it is a battle to raise the \$200,000 budget, we have raised \$190,000. Many community members have donated. We felt that this event like the Stadium of Fire can be known as the largest 24th of July celebration. We have got tremendous amount of media interest. I was on the phone with Chanel 4 yesterday and they want to cover the event. We need \$10,000 more, if you could consider that it would give us the green light and bring the pioneer spirit back to our kids. Thank you, I am an old pioneer, and if we don’t do this type of thing we will lose our way. **Phillips** – I love how the story is rewritten to acknowledge Cedar City and I want you to bring in America250. **Galan** – we talk a lot about how the community is changing and the more I thought about how to impact in a positive way is to emphasize the values of the community. To me it has become an imperative, it is something we need to continuously do and educate the upcoming generation of where they came from. I think it is important to support the program. **Merrill** – the fight we are all facing in the last days, the war is increasingly getting worse. When my brother passed the media did something on all the Osmonds, and who called me was Donald Trump and he said thank you for keeping family values alive and Pracilla Presley texted me the same message. **Galan** – I came as an immigrant in 1967 and as soon as we landed and settled in and saw American television, you and your family was a big part of the wholesome influence in our lives, something we hadn’t had in our lives. My family has always admired what you and your parents have done. **Brandon Burk** – Events Director, we are privileged to have the Osmonds in our community

working. I know there is a concern about where the money should come from. We have a sinking fund of money from TRT, there is some money in that account for events. We need to spend some of that money because it is out of compliance with ordinance. We could make a one-time gift this year, or we could in July add that \$10,000 in the programming budget in operations for annual gift. I talked with Justin about this. I know they can make the event happen even if we wait until July 1st, but I know the money is there and I can't see a better cause. **Cox** – you have funding to do the entire amount? **Brandon** – not in my budget, but we do in the sinking fund. **Phillips** – having another nonprofit is good if we see our way to put it in. You need to be able to plan and from the history of Stadium of Fire I don't see why this won't be seen nationwide.

Councilmember Phillips moved to approve \$10,000 from the sinking fund of the TRT and put it in the budget from that fund for future years to go toward the Pioneer Day Celebration; seconded by Councilmember Schmidt; vote unanimous.

CONSIDER ENTERING ADDENDUM #1 TO THE WATER RIGHT CONTRIBUTION AGREEMENT BETWEEN CEDAR CITY AND DEVELOPMENT TEAM. TYLER ROMERIL / PAUL BITTMENN: Tyler Romeril, Development Team – the only change is the number of 99.7355 shares is finalized. **Phillips** – it is still depended on the shares being certified. **Galan** – the fees are fractions. **Randall** - \$30 per share.

Councilmember Wilkey moved to approve the addendum #1 to the Water Right Contribution Agreement between Cedar City and Development Team; seconded by Councilmember Cox; vote unanimous.

CONSIDER ADDING THE NAME OF GAPYEONG WAY TO 200 EAST. JOHNNY OH: **Randall** – I added signs in the ordinance as examples. **Galan** – is there room for the American Flag and the Korean Flag on the sign to show the combined effort. **Mayor** – if we approve the idea and then we authorize someone to look at the sign without bringing that back. **Schmidt** – we can have Eric look at the street sign. **Mayor** -our goal is to make it a second name.

Councilmember Phillips moved to approve adding the name of Gapyeong Way to 200 East from Paiute Drive to Center Street; seconded by Councilmember Schmidt; vote unanimous.

CONSIDER CHANGING THE RESTRICTION OF WATER VAULTS ON LUND HWY. PHIL SCHMIDT/MATT BAKER: **Schmidt** – I went in the vaults and some of the parts would be a few weeks out. We will be in the lane a little bit. I would be happy to have my crews help them for no charge, it will be me helping Matt's crew. It changes the water volume by 4,000 gallons per minute. **Phillips** – what are we talking in budget costs? **Schmidt** – some asphalt patch. **Matt Baker** – it would be about \$60,000. **Schmidt** - we will take out one piece and replace it. **Matt** – the quote on the 12 inch is 10-12 weeks out. **Jonathan Stathis** – the 4" is recommended for the bypass. I looked at the 100 East budget, we are under by \$55,000, we can do a budget revision. **Wilkey** – sometimes we make a decision and then staff says why did you do this. **Matt** – we have other parts of town without fire flow. You are taking rate payer money to pay for what a developer didn't do. **Mayor** – it is money you are focusing in an area that is a temporary fix and there are other areas with problems that would be long-term fixes. This portion will be taken out, so it is a short-term

fix. **Galan** – a short-term fix that is a liability. I want to thank Kent for his suggestion last week for a practical short-term fix.

Councilmember Cox moved to approve the water vault upgrade as outlined option of upsizing the PRV for \$60,000; seconded by Councilmember Wilkey; vote AYE – 4 NAY – 1, Phillips.

CONSIDER MODIFICATIONS TO CEDAR CITY ORDINANCE 26-IV-5 PERTAINING TO PUBLIC IMPROVEMENT BOND REVISIONS. AMBER RAY/RANDALL MCUNE:

Councilmember Schmidt moved to approve modifications to Cedar City Ordinance 26-IV-5 pertaining to public improvement bond revisions; seconded by Councilmember Galan; roll call vote as follows:

Robert Cox	-	AYE
Waldo Galan	-	AYE
Scott Phillips	-	AYE
Phil Schmidt	-	AYE
Carter Wilkey	-	AYE

CONSIDER MODIFICATIONS TO CEDAR CITY ORDINANCE SECTIONS 23, 26, AND 32 REVISING NUMBERING TO MATCH STATE CODE. AMBER RAY/RANDALL MCUNE:

Randall – the only change is that you weren't sure about the definition of external accessory unit. The definition is written to be the same as internal just changing the word of external.

Councilmember Cox moved to approve modifications to Cedar City Ordinance Sections 23, 26, and 32 revising numbering to match State Code; seconded by Councilmember Schmidt; roll call vote as follows:

Robert Cox	-	AYE
Waldo Galan	-	AYE
Scott Phillips	-	AYE
Phil Schmidt	-	AYE
Carter Wilkey	-	AYE

CONSIDER AN AMENDMENT TO CITY ORDINANCE 35-10(B) TO ESTABLISH NO PARKING ZONES IN THE VICINITY OF NORTHFIELD ROAD AND 1045 NORTH. -KENT FUGAL/RANDALL MCUNE:

Phillips – the Chief was going to talk to the neighbors, did that happen. **Wilkey** – some notice to them would be nice. **Schmidt** – others need to be notified also; it is a busy road.

Councilmember Phillips moved to approve an amendment to Cedar City Ordinance 35-10(B) to establish No Parking Zones in the vicinity of Northfield Road & 1045 North; seconded by Councilmember Schmidt; roll call vote as follows:

Robert Cox	-	AYE
Waldo Galan	-	AYE
Scott Phillips	-	AYE

Phil Schmidt - AYE
Carter Wilkey - AYE

**CONSIDER AN ORDINANCE MODIFYING ENGINEERING STANDARDS
SECTION 1 AMENDING INTRODUCTORY LANGUAGE AND ADOPTING THE
2026 APWA UTAH MANUAL OF STANDARD SPECIFICATIONS AND 2026 APWA
UTAH MANUAL OF STANDARD PLANS. KENT FUGAL:**

Councilmember Wilkey moved to approve modifications to Engineering Standards Section 1 amending introductory language & adopting the 2026 APWA Utah Manual of Standard Specifications & 2026 APWA Utah Manual of Standard Plans; seconded by Councilmember Schmidt; roll call vote as follows:

Robert Cox - AYE
Waldo Galan - AYE
Scott Phillips - AYE
Phil Schmidt - AYE
Carter Wilkey - AYE

**CONSIDER AN ORDINANCE MODIFYING ENGINEERING STANDARDS
SECTION 2.1 AMENDING THE GENERAL REQUIREMENTS FOR PUBLIC
IMPROVEMENTS PERTAINING TO INSTALLING SYSTEM IMPROVEMENTS
TO THE BOUNDARY LINES OF DEVELOPMENTS. KENT FUGAL:** Kent – this is the discussion of the connectivity between neighborhoods. Schmidt – this is a good thing.

Councilmember Wilkey moved to approve modifications to Cedar City Ordinance 26-IV-5 pertaining to public improvement bond revisions; seconded by Councilmember Schmidt; roll call vote as follows:

Robert Cox - AYE
Waldo Galan - AYE
Scott Phillips - AYE
Phil Schmidt - AYE
Carter Wilkey - AYE

**CONSIDER AN ORDINANCE MODIFYING ENGINEERING STANDARDS
SECTION 3.2.3 REGARDING CUL-DE-SAC REQUIREMENTS. KENT FUGAL:**

Kent – we have not changed anything, but we don't have objections to change the length up to 750 feet. If there were a needs to go longer, it would be a variance with consent from Public Works and the Fire Department.

Councilmember Schmidt moved to approve modifications to Engineering Standards Section 3.2.3 regarding cul-de-sac requirements changing the cul-de-sac's to maximum of 750 feet length; seconded by Councilmember Cox; roll call vote as follows:

Robert Cox - AYE
Waldo Galan - AYE
Scott Phillips - AYE
Phil Schmidt - AYE

Carter Wilkey - AYE

CONSIDER AN INDEMNIFICATION AGREEMENT WITH THE SOUTH AND WEST FIELD IRRIGATION COMPANY. PAUL BITTMENN:

Paul – Mr. Wilkey called and asked me to pull the board members to see if we pull the concrete and put the rock back in if they would be ok but still want the indemnification. **Galan** – would that decrease the chances of people getting hurt? **Paul** – historically yes, concrete is very slick and that is where slip and falls happen. **Galan** – what does the liability insurance cover? **Paul** – we are with URMA, they will pay, but we repay over 5 years, we are essentially self-insured. **Mayor** – I agree with Carter where it was like that forever, it is not a water feature, it was a canal. I am ok to push that with the Irrigation Company a little. **Cox** – anything that indemnifies the city? **Paul** – signage. Pad the concrete ditch. **Cox** – if we pad it, doesn't it say it is a play feature? **Paul** – yes. If you pipe it and cover it with grass you have no liability, the irrigation company is happy and the constituents are unhappy. **Mayor** – the open ditch is how it has always been and if the irrigation company wants to eliminate the liability they can pipe the ditch. **Phillips** – we don't want a chain link fence. I like the sound of the water. **Wilkey** – how is it any different if we put signs, how is it different from Coal Creek and open ditches. **Paul** – it was modified and advertised it as a play area for kids; how long does it take to undo that? **Randall** – there would be a transition period where the irrigation company will probably fence it. **Galan** – a fence should not be there long term. How long is reasonable for someone to forget we had cement there and what verbiage in signage for people to understand that they are getting into dirty ditch water. **Randall** – if someone sues, they are suing all of us. Did we do enough to uninvite and did we change it back precisely as it was previously. **Galan** – beaches have to put up no swimming during rip tide, how much liability do they have. **Randall** – did we make the situation worse, beaches are natural. The argument from the irrigation company is that we made it worse. We will do what we can with signage. **Wilkey** – if we had faulty play equipment and put closed do not use, would we still be liable if someone used it and got hurt? **Randall** – that would be determined, we would still be sued. **Schmidt** – if I was in the irrigation company situation, I would not want the liability. If we put it back, will they put a fence around the ditch? **Paul** – that is a decision of the Board of Directors. **Schmidt** – if they choose to, we would be better to pipe it. **Mayor** – or we indemnify them. **Randall** – there is a risk to indemnify another agency, they don't get the protections we get. **Cox** – if we put the rubber liner in and say it is not a play feature, is there a road that way? **Paul** – that is more of an attractive nuisance.

Sue Longson, Rotary Club – we worked with the city and S& W Irrigation Company for almost 9 years, it came to fruition last year. We had hundreds of meetings with the community on design and how it would be beneficial to the children in the community because there was not a water play place. The ditch there before people got hurt in it every year, the year before construction a lady my age fell and broke her leg, Paul said the city had not received suits, but since the modification that is not the case. It is a great place. A lot of people were upset with Rotary Club for years because thought they would ruin the park, and now the same people said they hated what was proposed and now they love it, it is my favorite place. I understand the liability issue, but the community has come to love the area. We had many discussions on safety with contractors so it wouldn't be slippery and cut people's feet, we discussed the slope, and the grading is exactly the same as the irrigation company had, we were very protective. That is 500 yards of concrete. **Wilkey** – would the Rotary Club be willing to indemnify the City and the Irrigation Company? **Sue** – no.

everything gets mossy. **Mayor** – what are you suggesting knowing no one wants the liability, it is real, people are videoing and posting it. What is your suggestion? **Sue** – I don't know, I didn't realize the city is self-insured. **Phillips** – I know how much work you and the Rotary Club put into this project. **Wilkey** – I agree that a lot of people were upset. This is an unforeseen consequence. **Schmidt** – it is not a mistake, it is a learning experience, but we now have a liability problem. **Cox** – we have risk all across the city. The one we haven't talked about is accepting the risk and seeing where it goes. **Galan** – before we didn't have the claims or the possibility of more serious injury with the cement, so to me we made a liability greater by putting in the cement and not understanding the risk. We either tear it up and put it back or pipe it. **Kimberlee Trower** – Cedar City, Enoch, Kanarraville, Parowan, we have limited places for our children to play. We held an event for 5th graders, and we had over 1,000 kids. There are three big parks in Cedar City, this park I take my kids to all the time and kids fall and get hurt, they fall off a swing and slide and out of trees. I spent 14 years in the military, we try and mitigate risk, but you can't mitigate all risk and if we do we tip toe and don't do the job we were asked to do. What risk can I accept. Some suggestions from the mothers and community members are requiring swim shoes to be worn with texture bottoms. Also adding a gritty sealant on the cement. There is signage to ask people to swim or play at their own risk. I grew up in the area, and I played in that ditch and I probably have scars. If you pull the concrete, they will still play in it. Look at what risk we can accept and what we can't accept. There are only 3 areas, 4 if you include the Lake at the Hills. Most of the moms are taking their kids to St. George. Enoch City is working to get a mega sports complex and that will be years. We have kids and want them to play in the community and tearing it out is not the solution. If you fence it, they will climb it. **Wilkey** – I agree. If they go further down, it is not our responsibility. **Randall** – the less we have done to change it the less our liability. **Sue** – the rip rap had concrete in it also. **Randall** – we have been notified but have not been sued yet. We don't remember any claims in the past. **Wilkey** – are they adults or kids getting hurt? **Randall** – the two I talked to are kids.

Paul – if you leave it concrete and you sign the agreement to indemnify and if it isn't an issue anymore terminate it. **Mayor** – can we add to the indemnification agreement. **Paul** – tomorrow is probably November, we can't take the water out of the ditch until then.

Ken Nielson – we won't forget about it; we get emails every week. Complaints about why it is slick, they want us to put chemicals in it. We have had signage warning of risk. This will play out all summer; the water is not going out. **Mayor** – do you think it is valuable for the community? **Ken** – I think water features are. They are working on a pivot and a water feature above the ditch. **Wilkey** – I have seen people comment that high pressure is how you clean the moss. If it were to be cleaned, how fast does it moss over? **Ken** – a day and a half. **Paul** – once we get the pour and play in place, you may attract people out of the ditch. Finishing one part may help with the other part. **Cox** – do we have a date? **Ken** – Monday.

Tom Jett – this is sad, when I moved to Cedar City there were 3 dentists, 4 doctors and 4 lawyers. We are going to have lawsuits, if we run from every lawsuit we will close down every recreational activity. We can't run because of what someone might do. Cedar City has grown 3 fold from since I moved here. People that are moving here have their lawyer on speed dial. Let's not run, show the message.

Councilmember Schmidt moved to approve an indemnification agreement with the South and West Field Irrigation Company; seconded by Councilmember Galan; roll call vote as follows:


Robert Cox	-	AYE
Waldo Galan	-	AYE
Scott Phillips	-	AYE
Phil Schmidt	-	AYE
Carter Wilkey	-	AYE

PUBLIC COMMENTS: ■ **Ann Clark** – thank you to the city and to Ken, he was out weeding at the Aquatic Center. Thanks to the city for all the clean up going on, I know it takes a lot of resources and money. Next week, we have an area in the city where we have a problem with the developers running the general plan. We have a chance to do something good. When a developer comes, they are not concerned about the zoning when they buy the land, we need high density, but when we change the general plan, what was planned as even growth becomes all high density.

ADJOURN: Councilmember Phillips moved to adjourn at 7:25 p.m.; seconded by Councilmember Schmidt; vote unanimous.

Renon Savage, MMC
City Recorder

EXHIBIT "A"
CITY COUNCIL - APRIL 22, 2026



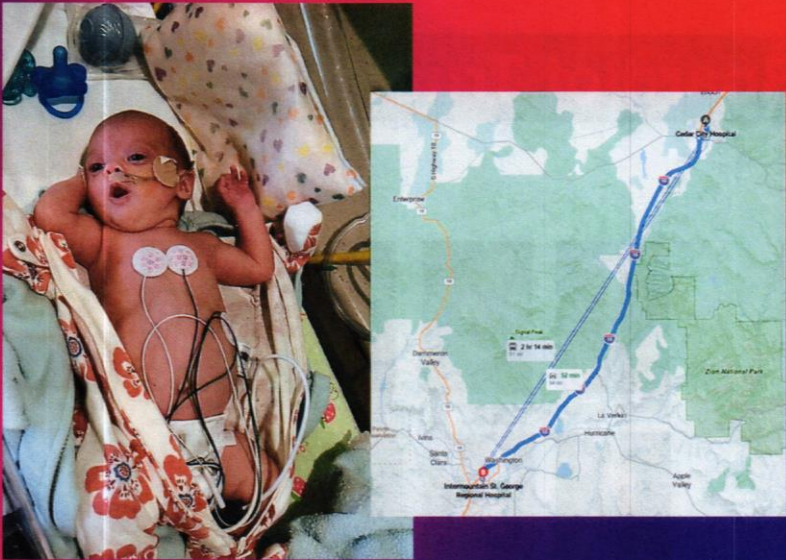
Cedar City Hospital Presentation

Jamison Robinett - Cedar City Hospital President

Confidential and property of Intermountain Health

1

My why...



Confidential and property of Intermountain Health

2

Cedar City Hospital

Licensed Beds: 48


Med Surg: 28
 ICU: 6
 Mom/Baby: 14
 ER: 12
 OR: 5
 Endo: 1
 MRI, CT, Mammo, XR, Nuc
 Med, PET, US, Dexa

2025 Statistics:

ED Visits: 21,845
 Surgeries: 3139
 Births: 863
 Charity Care: ~\$9M

Key Service Lines

Comprehensive Cancer Care	3D Mammogram
Diabetic Clinic	Intensive Care Unit
Orthopedics & Spine	Emergency & Trauma Care
Neurosciences	Lactation Clinic
Women's Health	Outpatient Imaging
Immunology	Comprehensive Imaging
Same Day Surgery	Wound Clinic
Nearly all Surgical Services	Endoscopy Services
Cardiac Rehab	Women and Newborn
Infusion	Inpatient Services
Lab Draw	And More



3

Board of Trustees



Scott Leavitt
Chair



Jamison Robinett
President



Malle Wilson-Edwards
Vice Chair



Travis Bilanzich, DO
Credentials Chair



Nicholas Allan, MD
Medical Staff President



Jarid Gray, MD
Medical Director



LaTasha Mayo



Rob Wankier



Janette Stubbs



Michael Miller



Kristie McMullin



Ava Chamberlain



Truly Barlow




Judith Sakubu



Carmen Alldredge











Justin Ludlow



4


Hospitals as Community Anchors Cedar City Hospital 2025 Statistics


 200K+ Patient Encounters		 465 Caregivers.		
 2,509 Admissions	 863 Babies Delivered	 3K+ Surgeries Performed	 21K+ Emergency Room Visits	 500+ Cancer Patients Treated


Confidential and property of Intermountain Health 5


5

While rural and small community hospitals are surviving Intermountain Health Cedar City Hospital is thriving







- 331,000 lives saved.
- Over 611,000 less patients with complications.
- Over \$15.1 billion in cost savings.
- Over 13,000 fewer readmissions within 30 days.



Leapfrog
Grade **A**





6

Community Health Needs Assessments Identify the Most Urgent Community Health Needs

Community voices and data show consistent needs across the Desert Region




7

Implementation Strategy: Improve Behavioral Health

By the end of 2028, improve behavioral health at the individual, household, and community levels with measurable outcomes:

- Increase awareness
- Improve help-seeking behaviors
- Improve access to community-based resources
- Strengthen support networks




Intermountain resources available to help

- Trainings
- Donations
- Education and Resources
- Collaborations

8

Cedar City Hospital Sponsorships

- Chamber of Commerce Gala - March
- Rotary Golf Tournament - May
- Utah Summer Games - June
- July Jamboree -- July
- Cedar City Half Marathon - September
- Canyon Creek Services Gala – September
- Iron County Fair Rodeo – September
- Children's Justice Center Events
- Power in Pink Walk & Run – October
- Swag at various community events



Confidential and property of Intermountain Health

9

9

Community Outreach

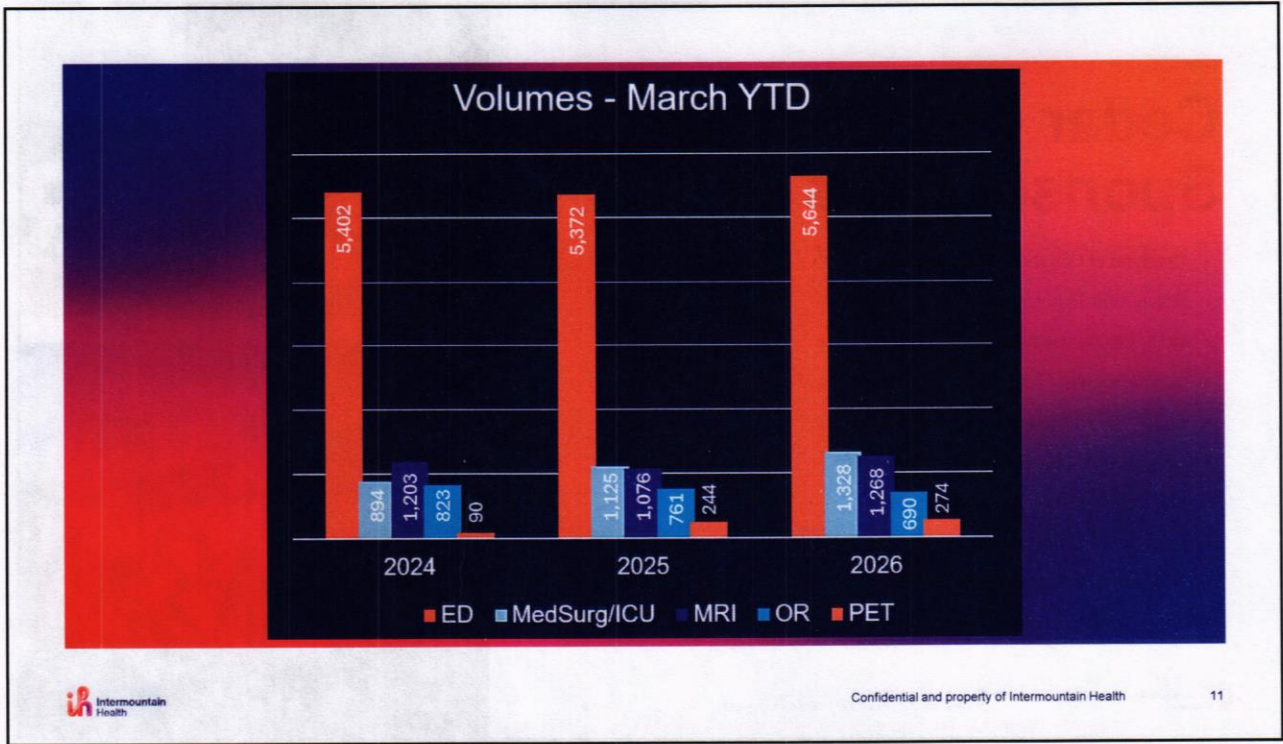
- Hospital Health Fair
- Community Trail and Treat
- Various community health fairs
- Vision Iron County
- Intergenerational Poverty Council
- Lions Club Kite Flight For Sight
- Community Presentations



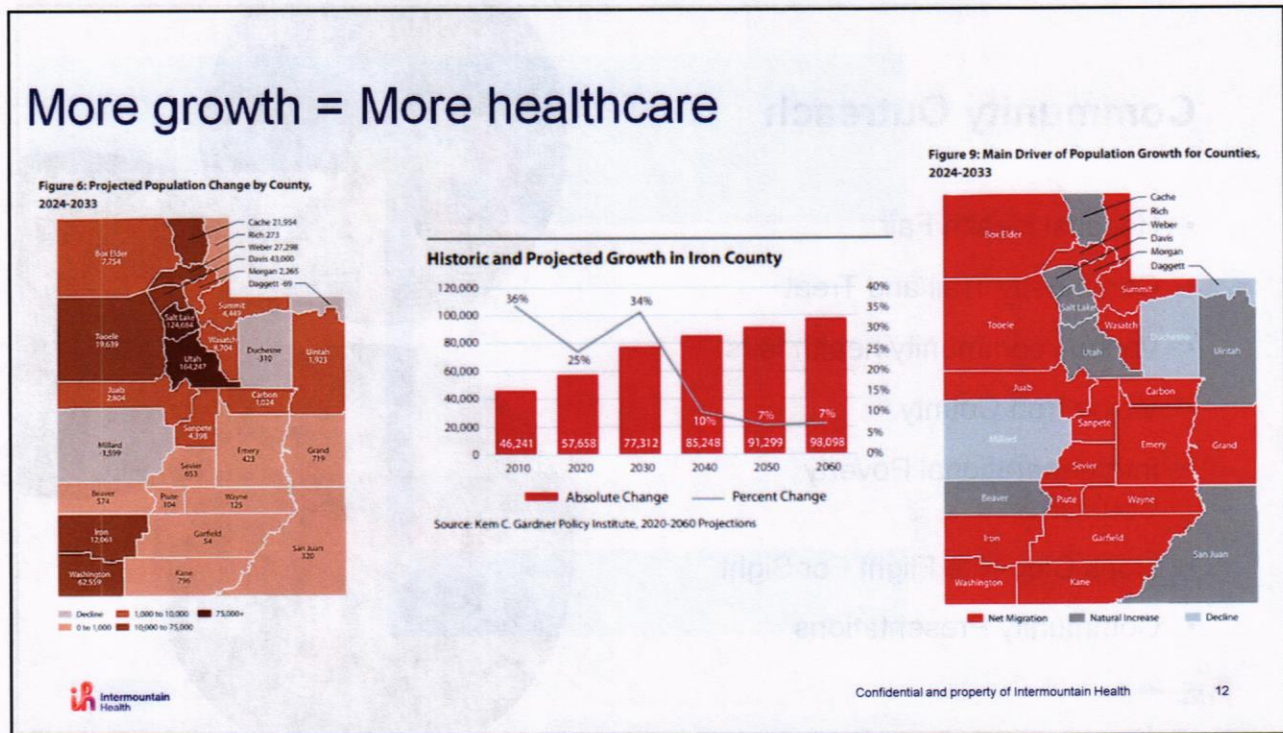
Confidential and property of Intermountain Health

10

10



11



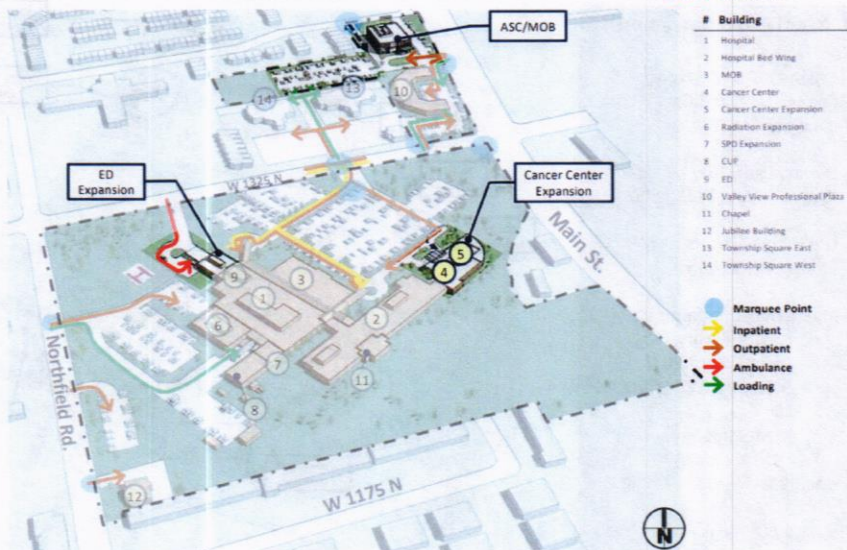
12

CCH Campus Actionable Plan (1-5 Years)



0-5 Year Recommendations:

- ED Expansion (Under Construction to open in 2026)
- Cancer Center Expansion (2027/28)
- New MOB + ASC North Campus Adjacent w/ additional parking (2027/28)




© Copyright Jensen Partners, 2025. All rights reserved.

77

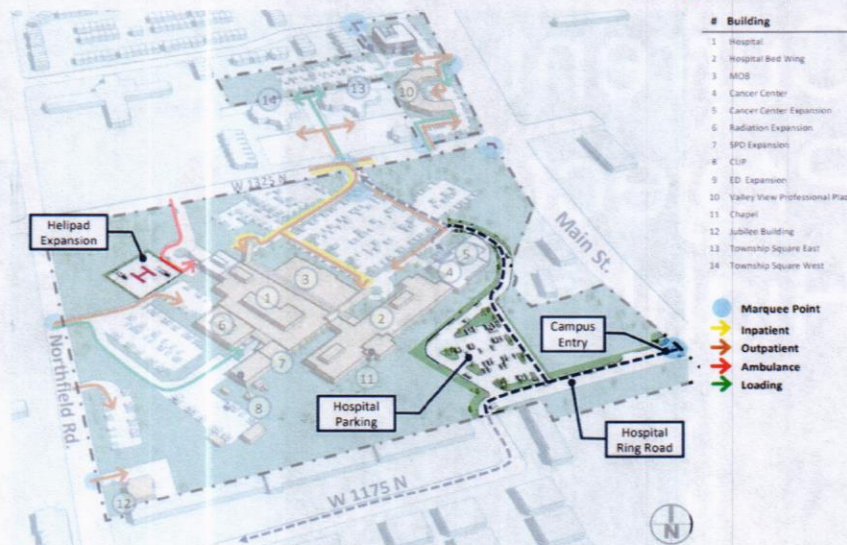
13

CCH Campus Directional Plan (6-10 Years)



6-10 Year Recommendations:

- Expansion of Helipad to meet FAA for 2 helicopters (2033)
- Hospital Site work including additional campus entry with parking (2034)



© Copyright Jensen Partners, 2025. All rights reserved.

79

14

Campus Long-Term Opportunities (10+ Years)

10+ Year Recommendations:

- Expand MOB/ASC North of Campus with additional parking
- Expand Cedar City MOB for medical surgical specialties
- Life Flight Quarters and Storage Relocation
- Inpatient bed expansion:
 - Labor Delivery, New Entry, Relocated C-Section, OB Beds and OB ED
 - Med/Surge Expansion
- Additional Campus Parking
- Vacate / Demolish Valley View

The site map shows various buildings and expansion zones. Key areas include:

- ASB/MOB Expansion** (top right)
- Valley View Exit** (top right)
- Parking** (top center)
- MOB Expansion** (center left)
- LifeFlight Expansion** (center left)
- New OB ED Entry** (center)
- IP Expansion** (center)
- Women's IP Expansion** (center)
- Parking** (bottom right)

#	Building
1	Hospital
2	Hospital Bed Wing
3	MOB
4	Cancer Center
5	Cancer Center Expansion
6	Radiation Expansion
7	SPD Expansion
8	CLIP
9	ED Expansion
10	Valley View Professional Plaza
11	Chapel
12	Jubilee Building
13	Township Square East
14	Township Square West

Legend:

- Blue circle: Marquee Point
- Yellow arrow: Inpatient
- Orange arrow: Outpatient
- Red arrow: Ambulance
- Green arrow: Loading

© Copyright Jensen Partners, 2025. All rights reserved.

15

Current Project Highlights

Confidential and property of Intermountain Health

16


Emergency Department Expansion

Project Details

- Cost \$7 Million
- New square footage 4500
- New Bariatric lifts in 20% of rooms
- New State of Art Trauma Suite
- 3 Secure Holding Rooms
- 9 New Gurneys
- Increased capability to treat more patients and better department flow

Problem we are trying to solve:

- Increase access to the Emergency Services in the community
- Eliminate bottle necks and patient wait times
- Improve the triage process and department flow
- Upgrade outdated rooms and equipment.



Confidential and property of Intermountain Health

17

17



Welcome to the new Emergency Department Expansion



18

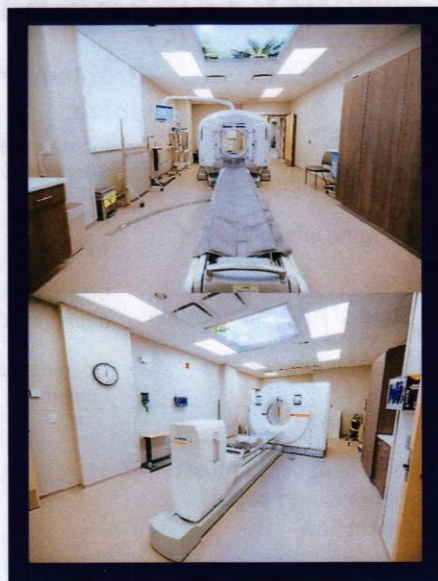
PET CT / Nuclear Medicine Suite

Project Details

- Cost \$2 million dollars
- New SPECT Nuclear Medicine Camera
- New PET CT camera with ability to do Oncology/Cardiac Scans
- 3 Uptake rooms
- New Hot Lab
- Expanded patient waiting room

Problem we are trying to solve:

- Patient leaving area to obtain these types of services
- Moving PET CT inhouse
- Increasing efficiency of exams



Confidential and property of Intermountain Health

19

19

Cancer Center Expansion

Project Details

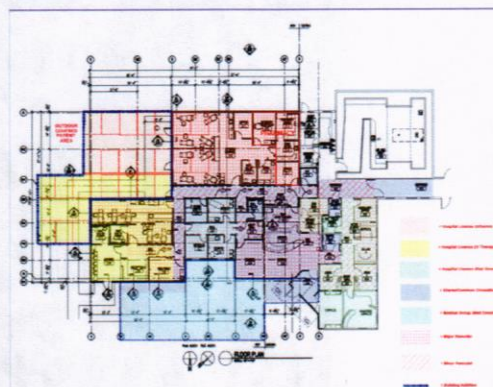
- \$10.4 Million projected budget.
- 4400 sq. ft. New construction.
- 6600 sq. ft. Remodeled space.
- Additional infusion treatment spaces including isolation areas.
- Expanded pharmacy area and chemo mixing capacity.
- Additional exam rooms and office space to accommodate two medical oncologists and two APPs.

Problem we are trying to solve:

- Continue to provide timely care for a growing population in a large coverage area.
- Medical Oncology, Infusion, and Pharmacy spaces currently at or beyond capacity.
- Ability to continue adding new treatments and services in pace with larger centers.

Project Updates:

- Currently in design stage.



Confidential and property of Intermountain Health

20

20

ASC/MOB

Project Details

- Build new MOB/ASC on North End of Campus
 - 13,000 sq. ft. MOB
 - Ortho, sports med, spine
 - 10,000 sq. ft. ASC
 - Renovation to current main street building

Problem we are trying to solve:

- Lack of clinic space to expand current, and develop new services
- Low cost surgical option

Project Updates:

- Design process underway
- Design complete 12/2027
- Construction complete Q1 2028



New MOB/ASC



Confidential and property of Intermountain Health

21

21

Thank you!

What can we do for you?

Like us on Facebook



22

Report Criteria:

Detail report.
Invoices with totals above \$0 included.
Paid and unpaid invoices included.

Invoice Number	Description	Invoice Date	GL Account and Title	Net Invoice Amt	Date Paid
AAA MOBILE STORAGE INC					
79375	CC EVENTS - 2 STORAGE CONTAINERS	04/08/2026	30-40-740 CAP OUTLAY-EQUIPMENT	13,800.00	
Total AAA MOBILE STORAGE INC:				13,800.00	
ACTION CONTRACTING LLC					
S5152495.001	113 - EFFLUENT FILTRATION SYSTEM	04/02/2026	53-56-732 CAP OUTLAY-FILTRATION SYSTEM	191,092.51	
Total ACTION CONTRACTING LLC:				191,092.51	
ADVANCED ENGINEERING & ENVIRONMENTAL SV					
110286	CC WWTP - ENG SVC EFFLUENT REU	04/07/2026	53-56-732 CAP OUTLAY-FILTRATION SYSTEM	4,024.20	
Total ADVANCED ENGINEERING & ENVIRONMENTAL SV:				4,024.20	
AFLAC					
324507	F8206 - INSURANCE	04/06/2026	11-22700 INS PAYABLE - Aflac	581.84	
Total AFLAC:				581.84	
ALSCO - AMERICAN LINEN SUPPLY					
LSTG1234279	6051 - SW UNIFORM SERVICES	04/01/2026	55-40-451 UNIFORM SERVICE	30.85	
LSTG1235455	6051 - FLT UNIFORM SERV	04/08/2026	10-78-451 UNIFORM SERVICE	31.54	
LSTG1236392	005510 - WWTP UNIFORM SERV Y26	04/14/2026	53-56-451 UNIFORM SERVICE	40.30	
LSTG1236646	6051 - FLT UNIFORM SERV	04/15/2026	10-78-451 UNIFORM SERVICE	30.85	
LSTG1237568	005510 - WWTP UNIFORM SERV Y26	04/21/2026	53-56-451 UNIFORM SERVICE	40.30	
LSTG1237810	6051 - FLT UNIFORM SERV	04/22/2026	10-78-451 UNIFORM SERVICE	30.85	
Total ALSCO - AMERICAN LINEN SUPPLY:				204.69	
BARNEY BROS ELECTRIC INC					
16512	CCAQ - REPAIR FLUORESCENT FIXTU	03/10/2026	10-42-262 BUILDING & GROUND MAINTENANCE	125.00	
16531	CCC - REPLACE BALLASTS	03/17/2026	10-42-262 BUILDING & GROUND MAINTENANCE	1,512.46	
Total BARNEY BROS ELECTRIC INC:				1,637.46	
BEEHIVE COMMERCIAL REPAIRS LLC					
1930	CCC - HEATER REPAIR	01/12/2026	10-42-262 BUILDING & GROUND MAINTENANCE	568.68	
Total BEEHIVE COMMERCIAL REPAIRS LLC:				568.68	
BIG TREES NURSERY					
4.15.26	CC PARK - TREES URBAN FORESTRY	04/15/2026	10-83-482 URBAN FORESTRY PROGRAM	2,107.80	
8501	CC PARK - TREES FOR DISCOVERY	04/08/2026	10-83-482 URBAN FORESTRY PROGRAM	1,175.00	
Total BIG TREES NURSERY:				3,282.80	
BLACKBURN'S PROPANE INC					
722866	19228 - PROPANE	03/27/2026	10-73-251 GAS & OIL	699.80	
Total BLACKBURN'S PROPANE INC:				699.80	

Invoice Number	Description	Invoice Date	GL Account and Title	Net Invoice Amt	Date Paid
BLACKSTONE PUBLISHING					
2232223	167928 - E MATERIALS	04/21/2026	10-87-481 BOOKS-GENERAL COLLECTION	157.37	
Total BLACKSTONE PUBLISHING:				157.37	
BLUE STAKES OF UTAH					
UT202600284	CEDARC - MAR 26 NOTIFICATIONS	03/31/2026	61-40-310 PROF & TECH SERVICES	800.08	
Total BLUE STAKES OF UTAH:				800.08	
BRADSHAW CHEVROLET					
46501	10500 - CC FLEET - BUMPER	03/16/2026	10-78-930 INVENTORY	1,645.44	
Total BRADSHAW CHEVROLET:				1,645.44	
BRADY INDUSTRIES					
11328204	176909 - PW JANITORIAL SUPPLIES	02/23/2026	10-42-261 JANITORIAL SUPPLIES	1,553.60	
11330301	176909 - AQUATIC JANITORIAL SUPPL	02/23/2026	10-42-261 JANITORIAL SUPPLIES	862.13	
11356749	176909 - PARK JANITORIAL SUPPLIES	02/27/2026	10-42-261 JANITORIAL SUPPLIES	598.81	
11520561	176909 - AQUATIC JANITORIAL SUPPL	04/02/2026	10-42-261 JANITORIAL SUPPLIES	1,038.46	
Total BRADY INDUSTRIES:				4,053.00	
BRODY CHEMICAL COMP. INC.					
INV77555	CC AQ - POOL CHEMICALS	03/18/2026	20-40-254 CHEMICALS	2,453.84	
Total BRODY CHEMICAL COMP. INC.:				2,453.84	
CEDAR CITY COCA COLA					
870705	15484 - CONCESSIONS COKE	04/10/2026	20-40-482 MERCHANDISE-CONCESSIONS	329.95	
S844906	15485 - CREDIT	07/18/2025	20-40-482 MERCHANDISE-CONCESSIONS	(8.00)	
S860517	15485 - CREDIT	12/26/2025	20-40-482 MERCHANDISE-CONCESSIONS	(8.00)	
Total CEDAR CITY COCA COLA:				313.95	
CEDAR CITY PRINCESS AND FRIENDS					
4.1.26	CC LBRY - EASTER BUNNY STORY TI	04/01/2026	10-87-313 GUEST SPEAKER PROGRAM	125.00	
Total CEDAR CITY PRINCESS AND FRIENDS:				125.00	
CENGAGE GROUP					
999102614356	170454 - LBRY BOOKS	04/13/2026	10-87-481 BOOKS-GENERAL COLLECTION	60.46	
Total CENGAGE GROUP:				60.46	
CENTURYLINK					
APR 2026	333989743 - APR 2026	04/07/2026	24-40-280 TELEPHONE	92.77	
APR 2026	333989743 - APR 2026	04/07/2026	28-40-280 TELEPHONE	92.77	
APR 2026	333989743 - APR 2026	04/07/2026	51-40-280 TELEPHONE	46.39	
APR 2026	333989743 - APR 2026	04/07/2026	52-55-280 TELEPHONE	92.77	
APR 2026	333989743 - APR 2026	04/07/2026	56-41-280 TELEPHONE	46.39	
APR 2026	333989743 - APR 2026	04/07/2026	10-70-280 TELEPHONE	139.16	
APR 2026	333989743 - APR 2026	04/07/2026	10-73-280 TELEPHONE	92.77	
APR 2026	333989743 - APR 2026	04/07/2026	10-76-280 TELEPHONE	46.39	
APR 2026	333989743 - APR 2026	04/07/2026	10-81-280 TELEPHONE	46.39	
APR 2026	333989743 - APR 2026	04/07/2026	10-92-280 TELEPHONE	92.77	
APR 2026	333989743 - APR 2026	04/07/2026	20-40-280 TELEPHONE	139.16	
APR 2026	333989743 - APR 2026	04/07/2026	10-43-280 TELEPHONE	46.39	

Invoice Number	Description	Invoice Date	GL Account and Title	Net Invoice Amt	Date Paid
APR 2026	333989743 - APR 2026	04/07/2026	10-42-280 TELEPHONE	46.39	
Total CENTURYLINK:				1,020.51	
CERTIFIED LABORATORIES DIVISION					
9565274	548157 - GREASE, WIPES	03/31/2026	10-78-930 INVENTORY	2,345.45	
Total CERTIFIED LABORATORIES DIVISION:				2,345.45	
CHEMTECH-FORD LLC					
26D0109	CC WWTP - LAB ANALYSIS 25/26	04/15/2026	53-56-313 TESTING	77.00	
26D0264	CC WWTP - LAB ANALYSIS 25/26	04/15/2026	53-56-313 TESTING	802.00	
26D0271	CC WWTP - LAB ANALYSIS 25/26	04/15/2026	53-56-313 TESTING	620.00	
26D0598	CC WTR - WATER SAMPLE TESTING	04/15/2026	51-40-255 WATER SYSTEM MAINTENANCE	550.00	
26D0714	CC WWTP - LAB ANALYSIS 25/26	04/20/2026	53-56-313 TESTING	503.00	
Total CHEMTECH-FORD LLC:				2,552.00	
CODALE ELECTRIC SUPPLY					
S009783814.001	32786 - CCC - CONCRETE BOX LID	03/26/2026	10-42-262 BUILDING & GROUND MAINTENANCE	291.82	
Total CODALE ELECTRIC SUPPLY:				291.82	
COMPLETE PLUMBING SERVICES LLC					
15612	CCHT - TOILET VALVE REPAIR	02/05/2026	10-92-262 BUILDING & GROUND MAINTENANCE	120.00	
Total COMPLETE PLUMBING SERVICES LLC:				120.00	
CREATIVE PRODUCT SOURCING INC					
168406	CCPD - DARE SUPPLIES	04/09/2026	10-70-641 D.A.R.E AMERICA PROGRAM	1,293.39	
Total CREATIVE PRODUCT SOURCING INC:				1,293.39	
CURTIS & SONS					
INV1056730	C29937 - CCFD - BALL INTAKE VALVE	04/08/2026	10-73-252 EQUIPMENT MAINTENANCE	6,132.00	
Total CURTIS & SONS:				6,132.00	
DEMCO					
7787187	430024850 - BOOK LAMINATE	04/02/2026	10-87-240 OFFICE SUPPLIES & EXPENSE	349.75	
Total DEMCO:				349.75	
DEMILLE TURF FARM					
01379	CC CMTRY - SOD	04/08/2026	10-83-480 SPECIAL DEPARTMENT SUPPLIES	270.00	
01384	CC CMTRY - SOD	04/09/2026	10-83-480 SPECIAL DEPARTMENT SUPPLIES	270.00	
Total DEMILLE TURF FARM:				540.00	
DIV OF OCCUPATIONAL & PROF LIC					
MAR 2026 BLDG P	CCC - BLDG SRCHG REPORT- JA,FE,	03/31/2026	10-75-612 BUILDING PERMIT SURCHARGE	3,058.46	
Total DIV OF OCCUPATIONAL & PROF LIC:				3,058.46	
EMI HEALTH					
COMM1340202605	1340 - MAY 26 DENTAL, VISION	04/21/2026	55-40-132 EMPLOYEE INSURANCE	215.80	
COMM1340202605	1340 - MAY 26 DENTAL, VISION	04/21/2026	61-40-132 EMPLOYEE INSURANCE	114.05	
COMM1340202605	1340 - MAY 26 DENTAL, VISION	04/21/2026	28-40-132 EMPLOYEE INSURANCE	570.25	

Invoice Number	Description	Invoice Date	GL Account and Title	Net Invoice Amt	Date Paid
COMM1340202605	1340 - MAY 26 DENTAL, VISION	04/21/2026	30-40-132 EMPLOYEE INSURANCE	114.05	
COMM1340202605	1340 - MAY 26 DENTAL, VISION	04/21/2026	51-40-132 EMPLOYEE INSURANCE	798.45	
COMM1340202605	1340 - MAY 26 DENTAL, VISION	04/21/2026	52-55-132 EMPLOYEE INSURANCE	524.95	
COMM1340202605	1340 - MAY 26 DENTAL, VISION	04/21/2026	53-56-132 EMPLOYEE INSURANCE	923.55	
COMM1340202605	1340 - MAY 26 DENTAL, VISION	04/21/2026	54-40-132 EMPLOYEE INSURANCE	261.10	
COMM1340202605	1340 - MAY 26 DENTAL, VISION	04/21/2026	10-85-132 EMPLOYEE INSURANCE	228.10	
COMM1340202605	1340 - MAY 26 DENTAL, VISION	04/21/2026	10-87-132 EMPLOYEE INSURANCE	248.80	
COMM1340202605	1340 - MAY 26 DENTAL, VISION	04/21/2026	10-90-132 EMPLOYEE INSURANCE	147.05	
COMM1340202605	1340 - MAY 26 DENTAL, VISION	04/21/2026	10-92-132 EMPLOYEE INSURANCE	99.00	
COMM1340202605	1340 - MAY 26 DENTAL, VISION	04/21/2026	20-40-132 EMPLOYEE INSURANCE	182.80	
COMM1340202605	1340 - MAY 26 DENTAL, VISION	04/21/2026	24-40-132 EMPLOYEE INSURANCE	296.85	
COMM1340202605	1340 - MAY 26 DENTAL, VISION	04/21/2026	10-77-132 EMPLOYEE INSURANCE	101.75	
COMM1340202605	1340 - MAY 26 DENTAL, VISION	04/21/2026	10-78-132 EMPLOYEE INSURANCE	489.20	
COMM1340202605	1340 - MAY 26 DENTAL, VISION	04/21/2026	10-79-132 EMPLOYEE INSURANCE	923.55	
COMM1340202605	1340 - MAY 26 DENTAL, VISION	04/21/2026	10-81-132 EMPLOYEE INSURANCE	854.80	
COMM1340202605	1340 - MAY 26 DENTAL, VISION	04/21/2026	10-83-132 EMPLOYEE INSURANCE	573.15	
COMM1340202605	1340 - MAY 26 DENTAL, VISION	04/21/2026	10-84-132 EMPLOYEE INSURANCE	114.05	
COMM1340202605	1340 - MAY 26 DENTAL, VISION	04/21/2026	10-44-132 EMPLOYEE INSURANCE	456.20	
COMM1340202605	1340 - MAY 26 DENTAL, VISION	04/21/2026	10-60-132 EMPLOYEE INSURANCE	147.05	
COMM1340202605	1340 - MAY 26 DENTAL, VISION	04/21/2026	10-70-132 EMPLOYEE INSURANCE	4,335.00	
COMM1340202605	1340 - MAY 26 DENTAL, VISION	04/21/2026	10-73-132 EMPLOYEE INSURANCE	1,444.50	
COMM1340202605	1340 - MAY 26 DENTAL, VISION	04/21/2026	10-75-132 EMPLOYEE INSURANCE	479.65	
COMM1340202605	1340 - MAY 26 DENTAL, VISION	04/21/2026	10-76-132 EMPLOYEE INSURANCE	114.05	
COMM1340202605	1340 - MAY 26 DENTAL, VISION	04/21/2026	10-13112 RECEIVABLE-INSURANCE	33.00	
COMM1340202605	1340 - MAY 26 DENTAL, VISION	04/21/2026	10-13112 RECEIVABLE-INSURANCE	33.00	
COMM1340202605	1340 - MAY 26 DENTAL, VISION	04/21/2026	10-41-132 EMPLOYEE INSURANCE	365.60	
COMM1340202605	1340 - MAY 26 DENTAL, VISION	04/21/2026	10-42-132 EMPLOYEE INSURANCE	114.05	
COMM1340202605	1340 - MAY 26 DENTAL, VISION	04/21/2026	10-43-132 EMPLOYEE INSURANCE	398.60	
Total EMI HEALTH:				15,702.00	
EZEQUIEL LOPEZ-SANPEDRO					
0002	CC EVENTS - SPRING FIESTA BAND	04/17/2026	30-40-221 EVENT SPONSORSHIP	1,900.00	
Total EZEQUIEL LOPEZ-SANPEDRO:				1,900.00	
FAIRWAYS MEDIA INC					
9945	CC GOLF - 2026 BOOK OF GOLF FULL	03/19/2026	28-40-220 ADVERTISING	1,616.00	
9986	CC GOLF - SPRING MAGAZINE 1/2 PA	03/26/2026	28-40-220 ADVERTISING	500.00	
Total FAIRWAYS MEDIA INC:				2,116.00	
FASTENAL					
UTCED135363	UTCED0056 - MISC FACILITY/SHOP S	04/10/2026	53-56-480 SPECIAL DEPARTMENT SUPPLIES	469.35	
Total FASTENAL:				469.35	
FREEDOM MAILING SERVICE					
52728	CCC - NEWLETTERS/WATER BILLS	04/07/2026	10-43-222 PRINTING & POSTAGE	127.72	
52728	CCC - BILL PROCESSING AND POSTA	04/07/2026	51-40-240 OFFICE SUPPLIES & EXPENSE	4,845.83	
Total FREEDOM MAILING SERVICE:				4,973.55	
GARAGE DOORS ONLY LLC					
11143	CC ARENA - GARAGE DOORS ADDITI	04/08/2026	10-90-730 CAP OUTLAY-IMPROVEMENTS	10,600.00	
Total GARAGE DOORS ONLY LLC:				10,600.00	

Invoice Number	Description	Invoice Date	GL Account and Title	Net Invoice Amt	Date Paid
GOBLE SAMPSON ASSOCIATES					
BINV0013411	CEDCI01 - WWTP REPLACEMENT DRI	04/01/2026	53-56-252 EQUIPMENT MAINTENANCE	7,051.15	
Total GOBLE SAMPSON ASSOCIATES:				7,051.15	
GUARDIAN					
MAY 2026	00051182 - INSURANCE	04/15/2026	11-22540 INS PAYABLE - Accident	2,407.36	
Total GUARDIAN:				2,407.36	
HANSEN ALLEN & LUCE INC					
57348	CCC - ENG SVCS CROSS HOLLOW M	04/07/2026	51-40-310 PROF & TECH SERVICES	383.80	
57379	CCC - ENG SVCS EFFLUENT REUSE S	04/14/2026	53-56-310 PROF & TECH SERVICES	11,283.62	
Total HANSEN ALLEN & LUCE INC:				11,667.42	
HID GLOBAL CORPORATION					
13402026088	CCPD - LIVSCAN YEARLY MAINTENA	04/13/2026	10-70-312 COMPUTER & TECH SERVICES	1,168.08	
Total HID GLOBAL CORPORATION:				1,168.08	
HYKO SUPPLY					
924555	CC AQ - JANITORIAL SUPPLIES	03/03/2026	10-42-261 JANITORIAL SUPPLIES	70.37	
Total HYKO SUPPLY:				70.37	
IMAGE PRO					
156430	433 - CCC INSURANCE CARDS, MAGN	04/09/2026	10-41-613 EXECUTIVE DISCRETION	351.30	
Total IMAGE PRO:				351.30	
IMLAY PLUMBING & HEATING					
23386	CCC - URINAL REPAIR	03/04/2026	10-42-262 BUILDING & GROUND MAINTENANCE	300.00	
23446	CC AQ - WATER HEATER REPAIR	03/11/2026	10-42-262 BUILDING & GROUND MAINTENANCE	125.00	
Total IMLAY PLUMBING & HEATING:				425.00	
INGRAM					
95786006	2046315-BOOKS	04/09/2026	10-87-482 BOOKS-YOUNG ADULT	53.76	
95794486	2046315-BOOKS	04/09/2026	10-87-482 BOOKS-YOUNG ADULT	11.32	
95794487	2046315-BOOKS	04/09/2026	10-87-481 BOOKS-GENERAL COLLECTION	35.63	
95794488	2046315-BOOKS	04/09/2026	10-87-482 BOOKS-YOUNG ADULT	384.59	
95822948	2046315-BOOKS	04/10/2026	10-87-483 BOOKS-CHILDREN	696.08	
95822949	2046315-BOOKS	04/10/2026	10-87-481 BOOKS-GENERAL COLLECTION	27.00	
95892997	2046315-BOOKS	04/14/2026	10-87-482 BOOKS-YOUNG ADULT	20.99	
95922047	2046315-BOOKS	04/15/2026	10-87-481 BOOKS-GENERAL COLLECTION	65.99	
95940734	2046315-BOOKS	04/16/2026	10-87-482 BOOKS-YOUNG ADULT	53.67	
95949379	2046315-BOOKS	04/16/2026	10-87-481 BOOKS-GENERAL COLLECTION	64.78	
96018700	2046315-BOOKS	04/20/2026	10-87-481 BOOKS-GENERAL COLLECTION	81.60	
96051187	2046315-BOOKS	04/21/2026	10-87-481 BOOKS-GENERAL COLLECTION	45.70	
96051188	2046315-BOOKS	04/21/2026	10-87-482 BOOKS-YOUNG ADULT	14.29	
96084327	2046315-BOOKS	04/22/2026	10-87-481 BOOKS-GENERAL COLLECTION	204.57	
Total INGRAM:				1,759.97	
INTERMOUNTAIN FARMERS					
1024037693	730181 - ARENA - BULL GATE	03/31/2026	10-90-262 BUILDING & GROUND MAINTENANCE	329.99	
1024087879	730181 - PARK FERTILIZER	04/09/2026	10-83-480 SPECIAL DEPARTMENT SUPPLIES	1,110.26	

Invoice Number	Description	Invoice Date	GL Account and Title	Net Invoice Amt	Date Paid
Total INTERMOUNTAIN FARMERS:				1,440.25	
IRON COUNTY AUDITOR					
MAR 2026 LANDFIL	CCC LANDFILL REM - MAR 2026	04/01/2026	55-21312 COUNTY REMITTANCE PAYABLE	42,286.54	
Total IRON COUNTY AUDITOR:				42,286.54	
ISOLVED INC					
NTC3674-260	APH425174 - PAYROLL PROCESSING	04/10/2026	51-40-312 COMPUTER & TECH SERVICES	580.58	
NTC3674-260	APH425174 - PAYROLL PROCESSING	04/10/2026	52-55-312 COMPUTER & TECH SERVICES	223.30	
NTC3674-260	APH425174 - PAYROLL PROCESSING	04/10/2026	53-56-312 COMPUTER & TECH SERVICES	446.60	
NTC3674-260	APH425174 - PAYROLL PROCESSING	04/10/2026	54-40-312 COMPUTER & TECH SERVICES	133.98	
NTC3674-260	APH425174 - PAYROLL PROCESSING	04/10/2026	55-40-312 COMPUTER & TECH SERVICES	178.64	
NTC3674-260	APH425174 - PAYROLL PROCESSING	04/10/2026	61-40-312 COMPUTER & TECH SERVICES	44.66	
NTC3674-260	APH425174 - PAYROLL PROCESSING	04/10/2026	10-90-312 COMPUTER & TECH SERVICE	89.32	
NTC3674-260	APH425174 - PAYROLL PROCESSING	04/10/2026	10-92-312 COMPUTER & TECH SERVICES	133.98	
NTC3674-260	APH425174 - PAYROLL PROCESSING	04/10/2026	20-40-312 COMPUTER & TECH SERVICES	89.32	
NTC3674-260	APH425174 - PAYROLL PROCESSING	04/10/2026	24-40-312 COMPUTER & TECH SERVICES	133.98	
NTC3674-260	APH425174 - PAYROLL PROCESSING	04/10/2026	28-40-312 COMPUTER & TECH SERVICES	267.96	
NTC3674-260	APH425174 - PAYROLL PROCESSING	04/10/2026	30-40-312 COMPUTER & TECH SERVICES	44.66	
NTC3674-260	APH425174 - PAYROLL PROCESSING	04/10/2026	10-79-312 COMPUTER & TECH SERVICES	535.92	
NTC3674-260	APH425174 - PAYROLL PROCESSING	04/10/2026	10-81-312 COMPUTER & TECH SERVICES	491.26	
NTC3674-260	APH425174 - PAYROLL PROCESSING	04/10/2026	10-83-312 COMPUTER & TECH SERVICES	446.60	
NTC3674-260	APH425174 - PAYROLL PROCESSING	04/10/2026	10-84-312 COMPUTER & TECH SERVICES	44.66	
NTC3674-260	APH425174 - PAYROLL PROCESSING	04/10/2026	10-85-312 COMPUTER & TECH SERVICES	89.32	
NTC3674-260	APH425174 - PAYROLL PROCESSING	04/10/2026	10-87-312 COMPUTER & TECH SERVICES	178.64	
NTC3674-260	APH425174 - PAYROLL PROCESSING	04/10/2026	10-70-312 COMPUTER & TECH SERVICES	2,455.60	
NTC3674-260	APH425174 - PAYROLL PROCESSING	04/10/2026	10-73-312 COMPUTER & TECH SERVICES	714.56	
NTC3674-260	APH425174 - PAYROLL PROCESSING	04/10/2026	10-75-312 COMPUTER & TECH SERVICES	223.30	
NTC3674-260	APH425174 - PAYROLL PROCESSING	04/10/2026	10-76-312 COMPUTER & TECH SERVICES	44.66	
NTC3674-260	APH425174 - PAYROLL PROCESSING	04/10/2026	10-77-312 COMPUTER & TECH SERVICES	89.32	
NTC3674-260	APH425174 - PAYROLL PROCESSING	04/10/2026	10-78-312 COMPUTER & TECH SERVICES	223.30	
NTC3674-260	APH425174 - PAYROLL PROCESSING	04/10/2026	10-41-312 COMPUTER & TECH SERVICES	178.64	
NTC3674-260	APH425174 - PAYROLL PROCESSING	04/10/2026	10-42-312 COMPUTER & TECH SERVICES	89.32	
NTC3674-260	APH425174 - PAYROLL PROCESSING	04/10/2026	10-43-312 COMPUTER & TECH SERVICES	267.96	
NTC3674-260	APH425174 - PAYROLL PROCESSING	04/10/2026	10-44-312 COMPUTER & TECH SERVICES	133.98	
NTC3674-260	APH425174 - PAYROLL PROCESSING	04/10/2026	10-60-312 COMPUTER & TECH SERVICES	133.98	
Total ISOLVED INC:				8,708.00	
JACKSON PLUMBING					
25499	CC ARPT - MAIN WTR LINE REPAIR	03/24/2026	24-40-262 BUILDING & GROUND MAINTENANCE	706.00	
Total JACKSON PLUMBING:				706.00	
JEFF CARTER					
458329	CC PRK - BACKHOE SEAT REPAIRS	04/06/2026	10-83-252 EQUIPMENT MAINTENANCE	355.00	
Total JEFF CARTER:				355.00	
JENKINS OIL COMPANY					
0612643	403 - FUEL	03/19/2026	28-40-251 GAS & OIL	499.90	
0617883	403 - FUEL	04/03/2026	28-40-251 GAS & OIL	1,700.59	
0617885	204 - FUEL	04/06/2026	10-79-251 GAS & OIL	4,826.71	
Total JENKINS OIL COMPANY:				7,027.20	

Invoice Number	Description	Invoice Date	GL Account and Title	Net Invoice Amt	Date Paid
JOHN DEERE					
3142189	001-0146629-000 TRACTOR LEASE / A	03/27/2026	10-90-253 LEASE & RENT PAYMENTS	5,130.00	
Total JOHN DEERE:				5,130.00	
MARSHALL & EVANS ELECTRIC					
10186	CC STR - STREET LIGHT REPAIR - FE	04/08/2026	10-79-260 MAINTENANCE-STREET LIGHTS	31,570.00	
Total MARSHALL & EVANS ELECTRIC:				31,570.00	
MEGA PRO SCREENPRINTING					
98743	750 - LIFEGUARD SHIRTS	04/07/2026	20-40-451 UNIFORMS	2,904.30	
Total MEGA PRO SCREENPRINTING:				2,904.30	
METERWORKS INC					
11554	CC WTR - WATER METERS / CHANGE	03/27/2026	51-40-740 CAP OUTLAY-EQUIPMENT	6,895.50	
11601	CC WTR - WATER METERS / CHANGE	04/13/2026	51-40-740 CAP OUTLAY-EQUIPMENT	2,110.24	
11605	CC WTR - WATER METERS / CHANGE	04/13/2026	51-40-740 CAP OUTLAY-EQUIPMENT	1,794.00	
CM11615	CC WTR - WATER METERS / CHANGE	04/15/2026	51-40-740 CAP OUTLAY-EQUIPMENT	(3,353.89)	
Total METERWORKS INC:				7,445.85	
MICROMARKETING LLC ATTN: AR					
1005367	15980-YOUNG ADULT BOOKS	04/08/2026	10-87-482 BOOKS-YOUNG ADULT	142.87	
1005848	15980-YOUNG ADULT BOOKS	04/14/2026	10-87-482 BOOKS-YOUNG ADULT	87.56	
1006354	15980-CHILDREN'S BOOKS	04/21/2026	10-87-483 BOOKS-CHILDREN	232.07	
Total MICROMARKETING LLC ATTN: AR:				462.50	
MISSY MOSS LCSW					
MAR 2026	CCPD - THERAPY SESSIONS 3/11/26-3	04/04/2026	10-70-310 PROF & TECH SERVICES	500.00	
Total MISSY MOSS LCSW:				500.00	
MONSTER INK & DESIGN					
5267	CCPD - EMBROIDERY PD UNIFORMS	04/09/2026	10-70-451 UNIFORM MAINTENANCE	105.00	
5268	CCPD - EMBROIDERY PD UNIFORMS	04/14/2026	10-70-451 UNIFORM MAINTENANCE	30.00	
Total MONSTER INK & DESIGN:				135.00	
MOUNTAIN STATES CONTRACTING					
B26-26061-0359	CC STR - TRACK INSP 1ST QTR 2026	03/31/2026	10-79-265 MAINTENANCE-RAILROAD	1,075.00	
Total MOUNTAIN STATES CONTRACTING:				1,075.00	
MOUNTAIN WEST COMPUTERS					
90068	CCPD - 1 TB SOLID STATE DRIVE	04/14/2026	10-70-246 COMPUTER SUPPLIES	179.00	
Total MOUNTAIN WEST COMPUTERS:				179.00	
MR GRAPHICS					
1018	CCC - HANDICAP SIGNS PARKING GA	04/08/2026	56-41-262 BUILDING & GROUND MAINTENANCE	315.19	
Total MR GRAPHICS:				315.19	
NATALIE TOWNSEND CMHC PC					
CCPD2026-2	CCPD - MENTAL HEALTH COUNSELIN	04/09/2026	10-70-310 PROF & TECH SERVICES	1,134.20	

Invoice Number	Description	Invoice Date	GL Account and Title	Net Invoice Amt	Date Paid
Total NATALIE TOWNSEND CMHC PC:				1,134.20	
NUCO2					
83309726	446694 - BULK CO2 POOL Y26	04/06/2026	20-40-254 CHEMICALS	269.21	
Total NUCO2:				269.21	
PETERSON PLUMBING					
3637318	3191 - ARENA - WATER FILTER	03/09/2026	10-90-480 SPECIAL DEPARTMENT SUPPLIES	215.00	
Total PETERSON PLUMBING:				215.00	
POLL SOUND					
85102	CC ARENA - SOUND SYSTEM	04/17/2026	10-90-790 CAP OUTLAY-RAP TAX FUNDS	43,556.45	
Total POLL SOUND:				43,556.45	
POLYDYNE INC					
2014920	108711 - POLYMER EMULSION Y26	03/30/2026	53-56-254 CHEMICALS	8,832.00	
Total POLYDYNE INC:				8,832.00	
PRESTON'S SHREDDING					
54041041526	CCC - FY26 SHREDDING	04/15/2026	10-43-240 OFFICE SUPPLIES & EXPENSE	80.00	
Total PRESTON'S SHREDDING:				80.00	
PUBLIC EMPLOYEES HEALTH PROGRAM					
788839	#4028-CCC PEHP - MAY 26 MEDICAL	04/15/2026	53-56-132 EMPLOYEE INSURANCE	14,274.24	
788839	#4028-CCC PEHP - MAY 26 MEDICAL	04/15/2026	54-40-132 EMPLOYEE INSURANCE	4,094.32	
788839	#4028-CCC PEHP - MAY 26 MEDICAL	04/15/2026	55-40-132 EMPLOYEE INSURANCE	2,357.34	
788839	#4028-CCC PEHP - MAY 26 MEDICAL	04/15/2026	61-40-132 EMPLOYEE INSURANCE	1,736.98	
788839	#4028-CCC PEHP - MAY 26 MEDICAL	04/15/2026	20-40-132 EMPLOYEE INSURANCE	3,021.10	
788839	#4028-CCC PEHP - MAY 26 MEDICAL	04/15/2026	24-40-132 EMPLOYEE INSURANCE	3,473.96	
788839	#4028-CCC PEHP - MAY 26 MEDICAL	04/15/2026	28-40-132 EMPLOYEE INSURANCE	8,684.90	
788839	#4028-CCC PEHP - MAY 26 MEDICAL	04/15/2026	30-40-132 EMPLOYEE INSURANCE	1,736.98	
788839	#4028-CCC PEHP - MAY 26 MEDICAL	04/15/2026	51-40-132 EMPLOYEE INSURANCE	11,418.60	
788839	#4028-CCC PEHP - MAY 26 MEDICAL	04/15/2026	52-55-132 EMPLOYEE INSURANCE	6,495.06	
788839	#4028-CCC PEHP - MAY 26 MEDICAL	04/15/2026	10-83-132 EMPLOYEE INSURANCE	10,173.82	
788839	#4028-CCC PEHP - MAY 26 MEDICAL	04/15/2026	10-84-132 EMPLOYEE INSURANCE	.00	
788839	#4028-CCC PEHP - MAY 26 MEDICAL	04/15/2026	10-85-132 EMPLOYEE INSURANCE	3,473.96	
788839	#4028-CCC PEHP - MAY 26 MEDICAL	04/15/2026	10-87-132 EMPLOYEE INSURANCE	4,261.82	
788839	#4028-CCC PEHP - MAY 26 MEDICAL	04/15/2026	10-90-132 EMPLOYEE INSURANCE	2,357.34	
788839	#4028-CCC PEHP - MAY 26 MEDICAL	04/15/2026	10-92-132 EMPLOYEE INSURANCE	1,861.08	
788839	#4028-CCC PEHP - MAY 26 MEDICAL	04/15/2026	10-75-132 EMPLOYEE INSURANCE	6,042.20	
788839	#4028-CCC PEHP - MAY 26 MEDICAL	04/15/2026	10-76-132 EMPLOYEE INSURANCE	1,736.98	
788839	#4028-CCC PEHP - MAY 26 MEDICAL	04/15/2026	10-77-132 EMPLOYEE INSURANCE	620.36	
788839	#4028-CCC PEHP - MAY 26 MEDICAL	04/15/2026	10-78-132 EMPLOYEE INSURANCE	5,831.30	
788839	#4028-CCC PEHP - MAY 26 MEDICAL	04/15/2026	10-79-132 EMPLOYEE INSURANCE	9,683.66	
788839	#4028-CCC PEHP - MAY 26 MEDICAL	04/15/2026	10-81-132 EMPLOYEE INSURANCE	11,521.96	
788839	#4028-CCC PEHP - MAY 26 MEDICAL	04/15/2026	10-42-132 EMPLOYEE INSURANCE	1,736.98	
788839	#4028-CCC PEHP - MAY 26 MEDICAL	04/15/2026	10-43-132 EMPLOYEE INSURANCE	9,683.66	
788839	#4028-CCC PEHP - MAY 26 MEDICAL	04/15/2026	10-44-132 EMPLOYEE INSURANCE	6,947.92	
788839	#4028-CCC PEHP - MAY 26 MEDICAL	04/15/2026	10-60-132 EMPLOYEE INSURANCE	413.57	
788839	#4028-CCC PEHP - MAY 26 MEDICAL	04/15/2026	10-70-132 EMPLOYEE INSURANCE	61,135.54	
788839	#4028-CCC PEHP - MAY 26 MEDICAL	04/15/2026	10-73-132 EMPLOYEE INSURANCE	16,631.58	
788839	#4028-CCC PEHP - MAY 26 MEDICAL	04/15/2026	10-13112 RECEIVABLE-INSURANCE	620.36	

Invoice Number	Description	Invoice Date	GL Account and Title	Net Invoice Amt	Date Paid
788839	#4028-CCC PEHP - MAY 26 MEDICAL	04/15/2026	10-41-132 EMPLOYEE INSURANCE	4,758.08	
Total PUBLIC EMPLOYEES HEALTH PROGRAM:				216,785.65	
QUADIENT LEASING USA INC					
Q2310805	N8259897 - Y26 LEASE POSTAGE MET	04/10/2026	10-43-240 OFFICE SUPPLIES & EXPENSE	748.65	
Total QUADIENT LEASING USA INC:				748.65	
QUICK CUT INC					
84197	CICE50 - CONCRETE CUTTING MONU	04/08/2026	26-40-739 CAP OUTLAY-TRAIL EXPANSION	795.00	
Total QUICK CUT INC:				795.00	
RED MESA CONCRETE COATINGS LLC					
2605	CC EVENTS - SPRING FIESTA DJ, LIG	04/16/2026	30-40-221 EVENT SPONSORSHIP	2,000.00	
Total RED MESA CONCRETE COATINGS LLC:				2,000.00	
RHINEHART OIL COMPANY LLC					
IN-147922-26	R10003911 - BULK DEF, FLUIDS	03/27/2026	10-78-930 INVENTORY	706.08	
Total RHINEHART OIL COMPANY LLC:				706.08	
RICE MACHINE WORKS					
08065	0208 - MILL METER	03/17/2026	51-40-255 WATER SYSTEM MAINTENANCE	80.00	
Total RICE MACHINE WORKS:				80.00	
ROCKY MOUNTAIN POWER					
MAR 2026	75494886-019 4- MAR 2026 POWER	04/03/2026	51-40-270 UTILITIES-WATER	52,086.10	
MAR 2026	75494886-019 4- MAR 2026 POWER	04/03/2026	52-55-270 UTILITIES-SEWER COLLECTION	1,667.18	
MAR 2026	75494886-019 4- MAR 2026 POWER	04/03/2026	53-56-270 UTILITIES-SEWER PLANT	30,595.07	
MAR 2026	75494886-019 4- MAR 2026 POWER	04/03/2026	55-40-270 UTILITIES-SOLID WASTE	10.89	
MAR 2026	75494886-019 4- MAR 2026 POWER	04/03/2026	56-41-270 UTILITIES-EAST PARKING AUTH	405.05	
MAR 2026	75494886-019 4- MAR 2026 POWER	04/03/2026	61-40-270 UTILITIES-PUBLIC WORKS FACILIT	940.63	
MAR 2026	75494886-019 4- MAR 2026 POWER	04/03/2026	10-90-270 UTILITIES-CROSS HOLLOWES EVENTS	2,900.67	
MAR 2026	75494886-019 4- MAR 2026 POWER	04/03/2026	10-92-270 UTILITIES-HERITAGE CENTER	3,271.84	
MAR 2026	75494886-019 4- MAR 2026 POWER	04/03/2026	20-40-270 UTILITIES-AQUATIC CENTER	8,753.70	
MAR 2026	75494886-019 4- MAR 2026 POWER	04/03/2026	22-40-270 UTILITIES-CATS	575.79	
MAR 2026	75494886-019 4- MAR 2026 POWER	04/03/2026	24-40-270 UTILITIES-AIRPORT	6,271.85	
MAR 2026	75494886-019 4- MAR 2026 POWER	04/03/2026	28-40-270 UTILITIES	1,259.76	
MAR 2026	75494886-019 4- MAR 2026 POWER	04/03/2026	10-73-270 UTILITIES-FIRE	1,102.42	
MAR 2026	75494886-019 4- MAR 2026 POWER	04/03/2026	10-76-270 UTILITIES	387.23	
MAR 2026	75494886-019 4- MAR 2026 POWER	04/03/2026	10-79-272 UTILITIES-RAIL ROAD CROSSING	56.19	
MAR 2026	75494886-019 4- MAR 2026 POWER	04/03/2026	10-79-271 UTILITIES-STREET LIGHTING	282.86	
MAR 2026	75494886-019 4- MAR 2026 POWER	04/03/2026	10-83-270 UTILITIES-PARKS & CEMETERY	2,234.12	
MAR 2026	75494886-019 4- MAR 2026 POWER	04/03/2026	10-87-270 UTILITIES-LIBRARY	2,022.17	
MAR 2026	75494886-019 4- MAR 2026 POWER	04/03/2026	10-42-270 UTILITIES	2,561.44	
MAR 2026	75494886-019 4- MAR 2026 POWER	04/03/2026	10-53-635 FESTIVAL PROMOTIONS	10.89	
MAR 2026	75494886-019 4- MAR 2026 POWER	04/03/2026	10-60-270 UTILITIES	118.59	
Total ROCKY MOUNTAIN POWER:				117,514.44	
ROCKY RIDGE					
138876	CC ARENA - DUMP SERVICE	04/01/2026	10-90-262 BUILDING & GROUND MAINTENANCE	360.50	
138924	CC ARENA - DUMP SERVICE	04/02/2026	10-90-262 BUILDING & GROUND MAINTENANCE	225.00	
138986	CC ARENA - DUMP SERVICE	04/03/2026	10-90-262 BUILDING & GROUND MAINTENANCE	225.00	

Invoice Number	Description	Invoice Date	GL Account and Title	Net Invoice Amt	Date Paid
Total ROCKY RIDGE:				810.50	
SAFETY-KLEEN SYSTEMS INC					
99476724	CE18224 - PARTS WASHER SERVICE	03/27/2026	53-56-251 GAS & OIL	234.10	
Total SAFETY-KLEEN SYSTEMS INC:				234.10	
SALT LAKE WHOLESALE SPORTS					
109616	CED01- AMMO	04/09/2026	10-70-452 FIREARM SUPPLIES	231.40	
Total SALT LAKE WHOLESALE SPORTS:				231.40	
SCHINDLER ELEVATOR CORPORATION					
4626287579	2975662 - CCHT - ELEVATOR SERVICE	03/31/2026	10-92-252 EQUIPMENT MAINTENANCE	2,219.37	
Total SCHINDLER ELEVATOR CORPORATION:				2,219.37	
SCHOLZEN PRODUCTS COMPANY					
6977336-00	100592 - MISC SUPPLIES	04/06/2026	10-78-930 INVENTORY	3,015.00	
6980876-00	100592 - MISC SUPPLIES	04/14/2026	51-40-255 WATER SYSTEM MAINTENANCE	14,955.68	
6981047-00	100592 - MISC SUPPLIES	04/14/2026	10-78-930 INVENTORY	256.20	
6981211-00	100592 - MISC SUPPLIES	04/15/2026	51-40-255 WATER SYSTEM MAINTENANCE	72.38	
6981418-00	100592 - MISC SUPPLIES	04/15/2026	51-40-255 WATER SYSTEM MAINTENANCE	(2,651.68)	
6981575-00	100592 - MISC SUPPLIES	04/20/2026	51-40-255 WATER SYSTEM MAINTENANCE	1,383.84	
6982687-00	100592 - MISC SUPPLIES	04/21/2026	51-40-255 WATER SYSTEM MAINTENANCE	9,311.88	
6982868-00	100592 - MISC SUPPLIES	04/22/2026	51-40-255 WATER SYSTEM MAINTENANCE	3,671.00	
Total SCHOLZEN PRODUCTS COMPANY:				30,014.30	
SEVEN-M ENTERPRISES INC.					
2020-0405	CC PRK - PRESSURE WASHER REPAI	04/12/2026	10-83-252 EQUIPMENT MAINTENANCE	1,490.53	
Total SEVEN-M ENTERPRISES INC.:				1,490.53	
SOUTH CENTRAL COMMUNICATIONS					
APR 26 FD	14715400 - APR 2026 INTERNET	04/01/2026	10-73-270 UTILITIES-FIRE	244.84	
Total SOUTH CENTRAL COMMUNICATIONS:				244.84	
SOUTHWEST PLUMBING SUPPLY					
S5155595.001	113 - PRKS - RAINBIRD CONTROLLER	04/07/2026	10-83-262 BUILDING & GROUND MAINTENANCE	466.92	
Total SOUTHWEST PLUMBING SUPPLY:				466.92	
SOUTHWEST UTAH PUBLIC HEALTH DEPT					
418145	CC WTR - WATER SAMPLES	04/02/2026	51-40-255 WATER SYSTEM MAINTENANCE	1,075.00	
Total SOUTHWEST UTAH PUBLIC HEALTH DEPT:				1,075.00	
STAKER PARSON COMPANIES					
6828309	260116 - FLOWABLE FILL	04/07/2026	51-40-255 WATER SYSTEM MAINTENANCE	885.00	
6832313	260116 - FLOWABLE FILL	04/13/2026	51-40-255 WATER SYSTEM MAINTENANCE	1,165.00	
Total STAKER PARSON COMPANIES:				2,050.00	
STANDARD RESTAURANT EQUIP CO.					
33522	36062 - FC	03/31/2026	10-42-261 JANITORIAL SUPPLIES	3.02	

Invoice Number	Description	Invoice Date	GL Account and Title	Net Invoice Amt	Date Paid
STG6637	36062 - JANITORIAL SUPPLIES	03/27/2026	10-42-261 JANITORIAL SUPPLIES	206.25	
Total STANDARD RESTAURANT EQUIP CO.:				209.27	
STATEWIDE ASSOC OF PUB ATTORNEYS OF UT					
2025-3	CCC - SWAP DUES 2026	03/24/2026	10-44-210 SUBSCRIPTIONS & MEMBERSHIPS	1,026.62	
Total STATEWIDE ASSOC OF PUB ATTORNEYS OF UT:				1,026.62	
SUNCORE CONSTRUCTION AND MATERIALS					
004CINV000077972	C114473 - ASPHALT	04/06/2026	10-79-262 BUILDING & GROUND MAINTENANCE	301.50	
Total SUNCORE CONSTRUCTION AND MATERIALS:				301.50	
SUZUKI STRINGS CEDAR CITY					
RAP TAX 25/26 #2	CCC - RAP TAX 25/26 #2 ALLOCATION	04/20/2026	29-40-100 DISTRIBUTIONS TO ARTS	440.00	
Total SUZUKI STRINGS CEDAR CITY:				440.00	
SYSCO LAS VEGAS INC					
417915946	291385 - CONCESSIONS CREDIT	03/26/2025	20-40-482 MERCHANDISE-CONCESSIONS	(20.00)	
417961126	291385 - CONCESSIONS CREDIT	04/22/2025	20-40-482 MERCHANDISE-CONCESSIONS	(20.00)	
417986667	291385 - CONCESSIONS CREDIT	05/06/2025	20-40-482 MERCHANDISE-CONCESSIONS	(25.00)	
517427452	291385 - CONCESSIONS CREDIT	02/06/2026	20-40-482 MERCHANDISE-CONCESSIONS	(15.00)	
517528606	291385 - AQUATIC CONCESSION	04/07/2026	20-40-482 MERCHANDISE-CONCESSIONS	2,366.36	
517539914	291385 - AQUATIC CONCESSIONS	04/14/2026	20-40-482 MERCHANDISE-CONCESSIONS	2,195.30	
Total SYSCO LAS VEGAS INC:				4,481.66	
THATCHER COMPANY					
2026100104529	0309700 - CHLORINE Y26	04/14/2026	53-56-254 CHEMICALS	11,674.09	
Total THATCHER COMPANY:				11,674.09	
THE LINCOLN NATIONAL LIFE INSURANCE CO					
4957563344	1128964 - AD & D	03/27/2026	11-22555 INS PAYABLE - AD&D	1,345.35	
4961074921	1777486 - LIFE, LTD INSURANCE	04/10/2026	55-40-132 EMPLOYEE INSURANCE	119.56	
4961074921	1777486 - LIFE, LTD INSURANCE	04/10/2026	61-40-132 EMPLOYEE INSURANCE	28.63	
4961074921	1777486 - LIFE, LTD INSURANCE	04/10/2026	28-40-132 EMPLOYEE INSURANCE	210.00	
4961074921	1777486 - LIFE, LTD INSURANCE	04/10/2026	30-40-132 EMPLOYEE INSURANCE	38.37	
4961074921	1777486 - LIFE, LTD INSURANCE	04/10/2026	51-40-132 EMPLOYEE INSURANCE	402.52	
4961074921	1777486 - LIFE, LTD INSURANCE	04/10/2026	52-55-132 EMPLOYEE INSURANCE	169.05	
4961074921	1777486 - LIFE, LTD INSURANCE	04/10/2026	53-56-132 EMPLOYEE INSURANCE	360.11	
4961074921	1777486 - LIFE, LTD INSURANCE	04/10/2026	54-40-132 EMPLOYEE INSURANCE	99.60	
4961074921	1777486 - LIFE, LTD INSURANCE	04/10/2026	10-85-132 EMPLOYEE INSURANCE	74.13	
4961074921	1777486 - LIFE, LTD INSURANCE	04/10/2026	10-87-132 EMPLOYEE INSURANCE	121.19	
4961074921	1777486 - LIFE, LTD INSURANCE	04/10/2026	10-90-132 EMPLOYEE INSURANCE	73.72	
4961074921	1777486 - LIFE, LTD INSURANCE	04/10/2026	10-92-132 EMPLOYEE INSURANCE	87.83	
4961074921	1777486 - LIFE, LTD INSURANCE	04/10/2026	20-40-132 EMPLOYEE INSURANCE	63.27	
4961074921	1777486 - LIFE, LTD INSURANCE	04/10/2026	24-40-132 EMPLOYEE INSURANCE	96.08	
4961074921	1777486 - LIFE, LTD INSURANCE	04/10/2026	10-77-132 EMPLOYEE INSURANCE	86.74	
4961074921	1777486 - LIFE, LTD INSURANCE	04/10/2026	10-78-132 EMPLOYEE INSURANCE	187.77	
4961074921	1777486 - LIFE, LTD INSURANCE	04/10/2026	10-79-132 EMPLOYEE INSURANCE	363.74	
4961074921	1777486 - LIFE, LTD INSURANCE	04/10/2026	10-81-132 EMPLOYEE INSURANCE	424.03	
4961074921	1777486 - LIFE, LTD INSURANCE	04/10/2026	10-83-132 EMPLOYEE INSURANCE	322.24	
4961074921	1777486 - LIFE, LTD INSURANCE	04/10/2026	10-84-132 EMPLOYEE INSURANCE	30.26	
4961074921	1777486 - LIFE, LTD INSURANCE	04/10/2026	10-44-132 EMPLOYEE INSURANCE	179.96	
4961074921	1777486 - LIFE, LTD INSURANCE	04/10/2026	10-60-132 EMPLOYEE INSURANCE	70.22	

Invoice Number	Description	Invoice Date	GL Account and Title	Net Invoice Amt	Date Paid
4961074921	1777486 - LIFE, LTD INSURANCE	04/10/2026	10-70-132 EMPLOYEE INSURANCE	1,891.00	
4961074921	1777486 - LIFE, LTD INSURANCE	04/10/2026	10-73-132 EMPLOYEE INSURANCE	158.25	
4961074921	1777486 - LIFE, LTD INSURANCE	04/10/2026	10-75-132 EMPLOYEE INSURANCE	179.66	
4961074921	1777486 - LIFE, LTD INSURANCE	04/10/2026	10-76-132 EMPLOYEE INSURANCE	28.93	
4961074921	1777486 - LIFE, LTD INSURANCE	04/10/2026	10-41-132 EMPLOYEE INSURANCE	188.26	
4961074921	1777486 - LIFE, LTD INSURANCE	04/10/2026	10-42-132 EMPLOYEE INSURANCE	32.99	
4961074921	1777486 - LIFE, LTD INSURANCE	04/10/2026	10-43-132 EMPLOYEE INSURANCE	250.32	
4961074930	1778508 - VOLUNTARY LIFE	04/10/2026	11-22550 INS PAYABLE - Vol Life	4,067.37	
Total THE LINCOLN NATIONAL LIFE INSURANCE CO:				11,751.15	
TOWNSQUARE MEDIA INC					
5981409-1	CC EVENTS - STAR SEARCH ADS	02/28/2026	30-40-220 ADVERTISING	900.00	
5981409-2	CC EVENTS - STAR SEARCH ADS	03/31/2026	30-40-220 ADVERTISING	1,125.00	
Total TOWNSQUARE MEDIA INC:				2,025.00	
TROY SUNDQUIST					
APR 2026	CCC - PUBLIC DEFENDER 25/26	04/30/2026	10-44-310 PROF & TECH SERVICES	6,250.00	
Total TROY SUNDQUIST:				6,250.00	
UNIFIRST CORPORATION					
2310077977	1895630 - PRK UNIFORM SERVICE	04/09/2026	10-83-451 UNIFORM SERVICE	129.26	
2310078526	1895630 - PRK UNIFORM SERVICE	04/16/2026	10-83-451 UNIFORM SERVICE	128.83	
Total UNIFIRST CORPORATION:				258.09	
UPPER CASE PRINTING INK					
4247	CCC - NEWSLETTER PRINTING	04/08/2026	10-43-222 PRINTING & POSTAGE	636.00	
Total UPPER CASE PRINTING INK:				636.00	
UTAH BALLOON GURU LLC					
845A9192	CC LS - BALLOON ARCH TRI FINISH LI	04/17/2026	10-84-480 SPECIAL DEPARTMENT SUPPLIES	1,597.88	
Total UTAH BALLOON GURU LLC:				1,597.88	
UTAH JAZZ YOUTH BASKETBALL					
JJ711	CED003 - JR JAZZ MESH JERSEYS (58	04/13/2026	10-84-612 LEISURE SERVICE PROGRAMS	6,754.00	
Total UTAH JAZZ YOUTH BASKETBALL:				6,754.00	
UTAH PROSECUTION COUNCIL					
UPAA JUN 2026 K.	UPAA 2026 K.COLEMAN	06/10/2026	10-44-230 TRAVEL & TRAINING	150.00	
Total UTAH PROSECUTION COUNCIL:				150.00	
VERIZON WIRELESS					
6141249772	571244071-00001 APR 2026 CELLS	04/16/2026	52-55-280 TELEPHONE	419.65	
6141249772	571244071-00001 APR 2026 CELLS	04/16/2026	10-79-280 TELEPHONE	119.33	
6141249772	571244071-00001 APR 2026 CELLS	04/16/2026	10-83-280 TELEPHONE	22.50	
6141249772	571244071-00001 APR 2026 CELLS	04/16/2026	24-40-280 TELEPHONE	99.69	
6141249772	571244071-00001 APR 2026 CELLS	04/16/2026	28-40-280 TELEPHONE	20.02	
6141249772	571244071-00001 APR 2026 CELLS	04/16/2026	30-40-280 TELEPHONE	39.66	
6141249772	571244071-00001 APR 2026 CELLS	04/16/2026	51-40-280 TELEPHONE	350.28	
6141249772	571244071-00001 APR 2026 CELLS	04/16/2026	10-44-280 TELEPHONE	42.65	
6141249772	571244071-00001 APR 2026 CELLS	04/16/2026	10-70-312 COMPUTER & TECH SERVICES	2,913.73	

Invoice Number	Description	Invoice Date	GL Account and Title	Net Invoice Amt	Date Paid
6141249772	571244071-00001 APR 2026 CELLS	04/16/2026	10-73-280 TELEPHONE	280.07	
6141249772	571244071-00001 APR 2026 CELLS	04/16/2026	10-75-280 TELEPHONE	219.78	
6141249772	571244071-00001 APR 2026 CELLS	04/16/2026	10-77-280 TELEPHONE	40.01	
Total VERIZON WIRELESS:				4,567.37	
Grand Totals:				897,782.15	

Dated: _____

Mayor: _____

City Council: _____

City Recorder: Renon Savage

City Treasurer: Rhian Carlson

Report Criteria:

Detail report.

Invoices with totals above \$0 included.

Paid and unpaid invoices included.

Report Criteria:

Detail report.
Invoices with totals above \$0 included.
Paid and unpaid invoices included.

Invoice Number	Description	Invoice Date	GL Account and Title	Net Invoice Amt	Date Paid
ABI ATTACHMENTS INC					
INV96595	441606 - ARENA DRAG BOLTS, SHANK	04/22/2026	10-90-252 EQUIPMENT MAINTENANCE	336.57	
Total ABI ATTACHMENTS INC:				336.57	
AFLAC					
634333	F8206 - INSURANCE	05/03/2026	11-22700 INS PAYABLE - Aflac	455.00	
Total AFLAC:				455.00	
AIRPORT LIGHTING COMPANY					
60371	54003 - REFLECTORS FOR TAXIWAY	04/20/2026	24-40-262 BUILDING & GROUND MAINTENANCE	539.54	
Total AIRPORT LIGHTING COMPANY:				539.54	
ALSCO - AMERICAN LINEN SUPPLY					
LSTG1238701	005510 - WWTP UNIFORM SERV Y26	04/28/2026	53-56-451 UNIFORM SERVICE	40.30	
LSTG1238934	6051 - FLT UNIFORM SERV	04/29/2026	10-78-451 UNIFORM SERVICE	45.85	
LSTG1240074	6051 - SW UNIFORM SERVICES	05/06/2026	55-40-451 UNIFORM SERVICE	30.85	
Total ALSCO - AMERICAN LINEN SUPPLY:				117.00	
BEEHIVE COMMERCIAL REPAIRS LLC					
2014	CC AQ - HOT TUB REPAIR	04/26/2026	10-42-252 EQUIPMENT MAINTENANCE	476.63	
2015	CCPW - COOLING SYSTEM MAINTEN	04/26/2026	10-42-252 EQUIPMENT MAINTENANCE	1,350.00	
2023	CCFD - COOLING SYSTEM MAINTENA	04/26/2026	10-42-252 EQUIPMENT MAINTENANCE	1,984.00	
Total BEEHIVE COMMERCIAL REPAIRS LLC:				3,810.63	
BEEHIVE EQUIPMENT					
6355	1895626 - T770 BOBCAT SKID STEER (04/29/2026	53-56-740 CAP OUTLAY-EQUIPMENT	6,000.00	
Total BEEHIVE EQUIPMENT:				6,000.00	
BLACKSTONE PUBLISHING					
2232681	167928 - E MATERIALS	04/28/2026	10-87-481 BOOKS-GENERAL COLLECTION	186.15	
2232858	167928 - E MATERIALS	04/29/2026	10-87-481 BOOKS-GENERAL COLLECTION	34.91	
Total BLACKSTONE PUBLISHING:				221.06	
BRADY INDUSTRIES					
11532016	176909 - PARK JANITORIAL SUPPLIES	04/06/2026	10-42-261 JANITORIAL SUPPLIES	403.57	
11566546	176909 - PARK JANITORIAL SUPPLIES	04/13/2026	10-42-261 JANITORIAL SUPPLIES	388.40	
11566547	176909 - PARK JANITORIAL SUPPLIES	04/13/2026	10-42-261 JANITORIAL SUPPLIES	628.55	
11598035	176909 - PARK JANITORIAL SUPPLIES	04/20/2026	10-42-261 JANITORIAL SUPPLIES	908.91	
11626089	176909 - AQUATIC JANITORIAL SUPPL	04/24/2026	10-42-261 JANITORIAL SUPPLIES	1,617.48	
11627380	176909 - PARK JANITORIAL SUPPLIES	04/27/2026	10-42-261 JANITORIAL SUPPLIES	96.06	
Total BRADY INDUSTRIES:				4,042.97	
BROADVOICE					
1299755 MAY 2026	9328 - MAY 2026 PHONE SERVICE	05/01/2026	22-40-280 TELEPHONE	23.81	
1299755 MAY 2026	9328 - MAY 2026 PHONE SERVICE	05/01/2026	51-40-280 TELEPHONE	95.28	

Invoice Number	Description	Invoice Date	GL Account and Title	Net Invoice Amt	Date Paid
1299755 MAY 2026	9328 - MAY 2026 PHONE SERVICE	05/01/2026	10-76-280 TELEPHONE	47.66	
1299755 MAY 2026	9328 - MAY 2026 PHONE SERVICE	05/01/2026	10-81-280 TELEPHONE	214.42	
1299755 MAY 2026	9328 - MAY 2026 PHONE SERVICE	05/01/2026	10-87-280 TELEPHONE	142.95	
1299755 MAY 2026	9328 - MAY 2026 PHONE SERVICE	05/01/2026	10-60-280 TELEPHONE	47.66	
1299755 MAY 2026	9328 - MAY 2026 PHONE SERVICE	05/01/2026	10-70-280 TELEPHONE	1,239.31	
1299755 MAY 2026	9328 - MAY 2026 PHONE SERVICE	05/01/2026	10-77-280 TELEPHONE	47.66	
1299755 MAY 2026	9328 - MAY 2026 PHONE SERVICE	05/01/2026	10-83-280 TELEPHONE	95.28	
1299755 MAY 2026	9328 - MAY 2026 PHONE SERVICE	05/01/2026	10-90-280 TELEPHONE	23.81	
1299755 MAY 2026	9328 - MAY 2026 PHONE SERVICE	05/01/2026	24-40-280 TELEPHONE	71.47	
1299755 MAY 2026	9328 - MAY 2026 PHONE SERVICE	05/01/2026	52-55-280 TELEPHONE	23.81	
1299755 MAY 2026	9328 - MAY 2026 PHONE SERVICE	05/01/2026	10-78-280 TELEPHONE	71.47	
1299755 MAY 2026	9328 - MAY 2026 PHONE SERVICE	05/01/2026	10-84-280 TELEPHONE	23.81	
1299755 MAY 2026	9328 - MAY 2026 PHONE SERVICE	05/01/2026	10-92-280 TELEPHONE	142.95	
1299755 MAY 2026	9328 - MAY 2026 PHONE SERVICE	05/01/2026	28-40-280 TELEPHONE	95.28	
1299755 MAY 2026	9328 - MAY 2026 PHONE SERVICE	05/01/2026	53-56-280 TELEPHONE	142.95	
1299755 MAY 2026	9328 - MAY 2026 PHONE SERVICE	05/01/2026	10-41-280 TELEPHONE	261.89	
1299755 MAY 2026	9328 - MAY 2026 PHONE SERVICE	05/01/2026	10-79-280 TELEPHONE	47.66	
1299755 MAY 2026	9328 - MAY 2026 PHONE SERVICE	05/01/2026	10-85-280 TELEPHONE	47.66	
1299755 MAY 2026	9328 - MAY 2026 PHONE SERVICE	05/01/2026	20-40-280 TELEPHONE	214.42	
1299755 MAY 2026	9328 - MAY 2026 PHONE SERVICE	05/01/2026	30-40-280 TELEPHONE	23.81	
1299755 MAY 2026	9328 - MAY 2026 PHONE SERVICE	05/01/2026	10-43-280 TELEPHONE	142.80	
1299755 MAY 2026	9328 - MAY 2026 PHONE SERVICE	05/01/2026	10-73-280 TELEPHONE	214.42	
1299755 MAY 2026	9328 - MAY 2026 PHONE SERVICE	05/01/2026	10-44-280 TELEPHONE	71.47	
1299755 MAY 2026	9328 - MAY 2026 PHONE SERVICE	05/01/2026	10-75-280 TELEPHONE	95.28	
Total BROADVOICE:				3,668.99	
BURT BROTHERS TIRE AND SERVICE					
3435-8913346	UT300268 - TIRES	04/10/2026	10-78-930 INVENTORY	423.96	
3435-8956513	UT300268 - TIRES	04/16/2026	10-78-930 INVENTORY	1,707.44	
Total BURT BROTHERS TIRE AND SERVICE:				2,131.40	
CARTER ENTERPRISES, INC.					
4	CCC - FCRT RESTROOM CONSTRUCT	04/30/2026	26-40-739 CAP OUTLAY-TRAIL EXPANSION	43,724.75	
Total CARTER ENTERPRISES, INC.:				43,724.75	
CDS AG SERVICES					
40126	CC ARENA - PINE SHAVINGS	05/01/2026	10-90-480 SPECIAL DEPARTMENT SUPPLIES	1,907.50	
Total CDS AG SERVICES:				1,907.50	
CEDAR CITY HOUSING AUTHORITY					
2025 RDA PORT15	CCC - 2025 RDA PORT15 TAX ALLOCA	04/24/2026	57-40-622 PORT 15-CC HOUSING AUTHORITY	194,775.21	
Total CEDAR CITY HOUSING AUTHORITY:				194,775.21	
CEDAR VALLEY WATER CONSERVANCY					
APR 2026 WTR	1096001 - WTR PURCHASE Y26	04/30/2026	51-40-316 WHOLE SALE WATER PURCHASE	2,439.21	
Total CEDAR VALLEY WATER CONSERVANCY:				2,439.21	
CENGAGE GROUP					
999102643297	170454 - LBRY BOOKS	04/23/2026	10-87-481 BOOKS-GENERAL COLLECTION	59.40	
999102645790	170454 - LBRY BOOKS	04/24/2026	10-87-481 BOOKS-GENERAL COLLECTION	52.50	
999102647318	170454 - LBRY BOOKS	04/24/2026	10-87-481 BOOKS-GENERAL COLLECTION	90.00	

Invoice Number	Description	Invoice Date	GL Account and Title	Net Invoice Amt	Date Paid
Total CENGAGE GROUP:				201.90	
CHEMTECH-FORD LLC					
26D1162	CC WWTP - LAB ANALYSIS 25/26	04/27/2026	53-56-313 TESTING	419.00	
26D1163	CC WWTP - LAB ANALYSIS 25/26	04/27/2026	53-56-313 TESTING	120.00	
26D1347	CC WWTP - LAB ANALYSIS 25/26	04/28/2026	53-56-313 TESTING	63.00	
26D1830	CC WWTP - LAB ANALYSIS 25/26	05/05/2026	53-56-313 TESTING	77.00	
Total CHEMTECH-FORD LLC:				679.00	
CURTIS & SONS					
INV1059827	C4202 - CCPD - PATCHES	04/17/2026	10-70-620 UNIFORM PURCHASE	64.88	
INV1061070	C29937 - CCFD - SMOKE FLUID	04/21/2026	10-73-450 SPECIAL PUBLIC SAFETY SUPPLIES	316.04	
INV1061666	C29937 - CCFD - BLIND CAP	04/27/2026	10-73-252 EQUIPMENT MAINTENANCE	351.00	
INV1061854	C29937 - CCFD - FOAM SYSTEM, DRY	04/27/2026	10-73-450 SPECIAL PUBLIC SAFETY SUPPLIES	2,808.00	
Total CURTIS & SONS:				3,539.92	
DANIEL KNIGHT					
2026	CC EVENTS - DJ FOR MOONWALK	04/04/2026	30-40-222 EVENT RECRUITMENT	800.00	
Total DANIEL KNIGHT:				800.00	
DEMILLE TURF FARM					
01412	CC CMTRY - SOD	04/22/2026	10-83-480 SPECIAL DEPARTMENT SUPPLIES	270.00	
01422	CC CMTRY - SOD	04/24/2026	10-83-480 SPECIAL DEPARTMENT SUPPLIES	270.00	
01441	CC CMTRY - SOD	04/28/2026	10-83-480 SPECIAL DEPARTMENT SUPPLIES	270.00	
Total DEMILLE TURF FARM:				810.00	
ECONOMIC DEVELOPMENT CORP-UTAH					
11898	CCC - 2026 EDC ANNUAL INVESTMEN	03/16/2026	10-60-210 SUBSCRIPTIONS & MEMBERSHIPS	8,906.00	
Total ECONOMIC DEVELOPMENT CORP-UTAH:				8,906.00	
EMERGENCY VEHICLE SYSTEMS					
3012	CCFD - RADIOS	04/17/2026	10-73-450 SPECIAL PUBLIC SAFETY SUPPLIES	10,005.00	
Total EMERGENCY VEHICLE SYSTEMS:				10,005.00	
ENBRIDGE GAS UTAH					
APR 2026	3511260000 - NAT GAS APR 2026	04/23/2026	61-40-270 UTILITIES-PUBLIC WORKS FACILIT	520.20	
APR 2026	3511260000 - NAT GAS APR 2026	04/23/2026	10-42-270 UTILITIES	670.53	
APR 2026	3511260000 - NAT GAS APR 2026	04/23/2026	10-87-270 UTILITIES-LIBRARY	1,690.52	
APR 2026	3511260000 - NAT GAS APR 2026	04/23/2026	24-40-270 UTILITIES-AIRPORT	2,106.40	
APR 2026	3511260000 - NAT GAS APR 2026	04/23/2026	10-76-270 UTILITIES	517.12	
APR 2026	3511260000 - NAT GAS APR 2026	04/23/2026	10-92-270 UTILITIES-HERITAGE CENTER	1,214.54	
APR 2026	3511260000 - NAT GAS APR 2026	04/23/2026	52-55-270 UTILITIES-SEWER COLLECTION	95.60	
APR 2026	3511260000 - NAT GAS APR 2026	04/23/2026	10-83-270 UTILITIES-PARKS & CEMETERY	200.44	
APR 2026	3511260000 - NAT GAS APR 2026	04/23/2026	22-40-270 UTILITIES-CATS	72.84	
APR 2026	3511260000 - NAT GAS APR 2026	04/23/2026	10-73-270 UTILITIES-FIRE	440.94	
APR 2026	3511260000 - NAT GAS APR 2026	04/23/2026	10-90-270 UTILITIES-CROSS HOLLOWES EVENTS	1,687.85	
APR 2026	3511260000 - NAT GAS APR 2026	04/23/2026	28-40-270 UTILITIES	337.52	
APR 2026 AQ/WWT	9165867413 - AQ/WWTP - GAS APR 20	04/20/2026	53-56-270 UTILITIES-SEWER PLANT	11,859.04	
APR 2026 AQ/WWT	9165867413 - AQ/WWTP - GAS APR 20	04/20/2026	20-40-270 UTILITIES-AQUATIC CENTER	9,628.99	

Invoice Number	Description	Invoice Date	GL Account and Title	Net Invoice Amt	Date Paid
Total ENBRIDGE GAS UTAH:				31,042.53	
EVECTIO CONSULTING PARTNERS LLC					
1133	CC ARPT - AIP 055 INDEPENDENT FE	04/17/2026	43-40-733 CAP OUTLAY-TAXI WAY ALPHA	3,500.00	
Total EVECTIO CONSULTING PARTNERS LLC:				3,500.00	
EXPERIAN					
1077-20260430	8876612 - APR 2026 COVERAGE	04/30/2026	11-22560 INS PAYABLE - Theft/ ID	500.00	
Total EXPERIAN:				500.00	
GEM ENGINEERING INC					
34020	CC STRT - GEOTECH SVC 100 E	03/31/2026	10-79-731 CAP OUTLAY-100 EAST	2,347.00	
34021	CC LS - GEOTECH, MATERIAL TEST IN	03/31/2026	26-40-739 CAP OUTLAY-TRAIL EXPANSION	1,584.00	
Total GEM ENGINEERING INC:				3,931.00	
HEALTH EQUITY-HSA					
C6VU40J	CCC - 36976 HSA APR 26	04/01/2026	24-40-132 EMPLOYEE INSURANCE	4.47	
C6VU40J	CCC - 36976 HSA APR 26	04/01/2026	52-55-132 EMPLOYEE INSURANCE	8.94	
C6VU40J	CCC - 36976 HSA APR 26	04/01/2026	61-40-132 EMPLOYEE INSURANCE	2.23	
C6VU40J	CCC - 36976 HSA APR 26	04/01/2026	10-76-132 EMPLOYEE INSURANCE	2.23	
C6VU40J	CCC - 36976 HSA APR 26	04/01/2026	10-81-132 EMPLOYEE INSURANCE	20.10	
C6VU40J	CCC - 36976 HSA APR 26	04/01/2026	10-87-132 EMPLOYEE INSURANCE	8.93	
C6VU40J	CCC - 36976 HSA APR 26	04/01/2026	55-40-132 EMPLOYEE INSURANCE	4.46	
C6VU40J	CCC - 36976 HSA APR 26	04/01/2026	10-41-132 EMPLOYEE INSURANCE	6.70	
C6VU40J	CCC - 36976 HSA APR 26	04/01/2026	10-60-132 EMPLOYEE INSURANCE	.00	
C6VU40J	CCC - 36976 HSA APR 26	04/01/2026	10-44-132 EMPLOYEE INSURANCE	6.69	
C6VU40J	CCC - 36976 HSA APR 26	04/01/2026	10-75-132 EMPLOYEE INSURANCE	6.69	
C6VU40J	CCC - 36976 HSA APR 26	04/01/2026	10-79-132 EMPLOYEE INSURANCE	15.61	
C6VU40J	CCC - 36976 HSA APR 26	04/01/2026	10-85-132 EMPLOYEE INSURANCE	4.46	
C6VU40J	CCC - 36976 HSA APR 26	04/01/2026	20-40-132 EMPLOYEE INSURANCE	4.47	
C6VU40J	CCC - 36976 HSA APR 26	04/01/2026	51-40-132 EMPLOYEE INSURANCE	24.55	
C6VU40J	CCC - 36976 HSA APR 26	04/01/2026	10-70-132 EMPLOYEE INSURANCE	93.47	
C6VU40J	CCC - 36976 HSA APR 26	04/01/2026	10-77-132 EMPLOYEE INSURANCE	2.23	
C6VU40J	CCC - 36976 HSA APR 26	04/01/2026	10-83-132 EMPLOYEE INSURANCE	20.22	
C6VU40J	CCC - 36976 HSA APR 26	04/01/2026	10-90-132 EMPLOYEE INSURANCE	4.47	
C6VU40J	CCC - 36976 HSA APR 26	04/01/2026	28-40-132 EMPLOYEE INSURANCE	11.19	
C6VU40J	CCC - 36976 HSA APR 26	04/01/2026	53-56-132 EMPLOYEE INSURANCE	20.08	
C6VU40J	CCC - 36976 HSA APR 26	04/01/2026	10-78-132 EMPLOYEE INSURANCE	8.92	
C6VU40J	CCC - 36976 HSA APR 26	04/01/2026	10-84-132 EMPLOYEE INSURANCE	.00	
C6VU40J	CCC - 36976 HSA APR 26	04/01/2026	10-92-132 EMPLOYEE INSURANCE	6.71	
C6VU40J	CCC - 36976 HSA APR 26	04/01/2026	30-40-132 EMPLOYEE INSURANCE	2.24	
C6VU40J	CCC - 36976 HSA APR 26	04/01/2026	54-40-132 EMPLOYEE INSURANCE	6.70	
C6VU40J	CCC - 36976 HSA APR 26	04/01/2026	10-42-132 EMPLOYEE INSURANCE	2.24	
C6VU40J	CCC - 36976 HSA APR 26	04/01/2026	10-43-132 EMPLOYEE INSURANCE	13.40	
C6VU40J	CCC - 36976 HSA APR 26	04/01/2026	10-73-132 EMPLOYEE INSURANCE	24.55	
Total HEALTH EQUITY-HSA:				336.95	
HIGH DESERT EXCAVATING INC					
2602	CC CRGC - SAND	04/10/2026	28-40-730 CAP OUTLAY - IMPROVEMENTS	1,720.32	
2654	CC CRGC - SAND	04/10/2026	28-40-730 CAP OUTLAY - IMPROVEMENTS	1,676.08	
Total HIGH DESERT EXCAVATING INC:				3,396.40	

Invoice Number	Description	Invoice Date	GL Account and Title	Net Invoice Amt	Date Paid
HYKO SUPPLY					
927164	CC AQ - JANITORIAL SUPPLIES	04/08/2026	10-42-261 JANITORIAL SUPPLIES	215.40	
927596	CC AQ - JANITORIAL SUPPLIES	04/14/2026	10-42-261 JANITORIAL SUPPLIES	344.70	
928057	CC AQ - JANITORIAL SUPPLIES	04/21/2026	10-42-261 JANITORIAL SUPPLIES	88.46	
928500	CC AQ - JANITORIAL SUPPLIES	04/28/2026	10-42-261 JANITORIAL SUPPLIES	359.00	
Total HYKO SUPPLY:				1,007.56	
IHC HEALTH SERVICES					
CINV10000219	CUST100015 - EAP JAN-MAR 2026	04/27/2026	10-78-132 EMPLOYEE INSURANCE	66.60	
CINV10000219	CUST100015 - EAP JAN-MAR 2026	04/27/2026	10-84-132 EMPLOYEE INSURANCE	13.32	
CINV10000219	CUST100015 - EAP JAN-MAR 2026	04/27/2026	10-92-132 EMPLOYEE INSURANCE	39.96	
CINV10000219	CUST100015 - EAP JAN-MAR 2026	04/27/2026	30-40-132 EMPLOYEE INSURANCE	13.32	
CINV10000219	CUST100015 - EAP JAN-MAR 2026	04/27/2026	54-40-132 EMPLOYEE INSURANCE	39.96	
CINV10000219	CUST100015 - EAP JAN-MAR 2026	04/27/2026	10-87-132 EMPLOYEE INSURANCE	53.28	
CINV10000219	CUST100015 - EAP JAN-MAR 2026	04/27/2026	24-40-132 EMPLOYEE INSURANCE	39.96	
CINV10000219	CUST100015 - EAP JAN-MAR 2026	04/27/2026	52-55-132 EMPLOYEE INSURANCE	66.60	
CINV10000219	CUST100015 - EAP JAN-MAR 2026	04/27/2026	61-40-132 EMPLOYEE INSURANCE	13.32	
CINV10000219	CUST100015 - EAP JAN-MAR 2026	04/27/2026	10-43-132 EMPLOYEE INSURANCE	79.92	
CINV10000219	CUST100015 - EAP JAN-MAR 2026	04/27/2026	10-73-132 EMPLOYEE INSURANCE	213.12	
CINV10000219	CUST100015 - EAP JAN-MAR 2026	04/27/2026	51-40-132 EMPLOYEE INSURANCE	173.16	
CINV10000219	CUST100015 - EAP JAN-MAR 2026	04/27/2026	55-40-132 EMPLOYEE INSURANCE	53.28	
CINV10000219	CUST100015 - EAP JAN-MAR 2026	04/27/2026	10-41-132 EMPLOYEE INSURANCE	53.27	
CINV10000219	CUST100015 - EAP JAN-MAR 2026	04/27/2026	10-60-132 EMPLOYEE INSURANCE	26.64	
CINV10000219	CUST100015 - EAP JAN-MAR 2026	04/27/2026	10-76-132 EMPLOYEE INSURANCE	13.32	
CINV10000219	CUST100015 - EAP JAN-MAR 2026	04/27/2026	10-81-132 EMPLOYEE INSURANCE	146.52	
CINV10000219	CUST100015 - EAP JAN-MAR 2026	04/27/2026	10-44-132 EMPLOYEE INSURANCE	39.96	
CINV10000219	CUST100015 - EAP JAN-MAR 2026	04/27/2026	10-75-132 EMPLOYEE INSURANCE	53.28	
CINV10000219	CUST100015 - EAP JAN-MAR 2026	04/27/2026	10-79-132 EMPLOYEE INSURANCE	159.84	
CINV10000219	CUST100015 - EAP JAN-MAR 2026	04/27/2026	10-85-132 EMPLOYEE INSURANCE	26.64	
CINV10000219	CUST100015 - EAP JAN-MAR 2026	04/27/2026	20-40-132 EMPLOYEE INSURANCE	26.64	
CINV10000219	CUST100015 - EAP JAN-MAR 2026	04/27/2026	28-40-132 EMPLOYEE INSURANCE	79.92	
CINV10000219	CUST100015 - EAP JAN-MAR 2026	04/27/2026	53-56-132 EMPLOYEE INSURANCE	119.88	
CINV10000219	CUST100015 - EAP JAN-MAR 2026	04/27/2026	10-42-132 EMPLOYEE INSURANCE	13.32	
CINV10000219	CUST100015 - EAP JAN-MAR 2026	04/27/2026	10-70-132 EMPLOYEE INSURANCE	705.97	
CINV10000219	CUST100015 - EAP JAN-MAR 2026	04/27/2026	10-77-132 EMPLOYEE INSURANCE	26.64	
CINV10000219	CUST100015 - EAP JAN-MAR 2026	04/27/2026	10-83-132 EMPLOYEE INSURANCE	133.20	
CINV10000219	CUST100015 - EAP JAN-MAR 2026	04/27/2026	10-90-132 EMPLOYEE INSURANCE	26.64	
Total IHC HEALTH SERVICES:				2,517.48	
IMAGE PRO					
156995	2388 - CC EVENTS SPRING FIESTA PO	04/29/2026	30-40-221 EVENT SPONSORSHIP	401.00	
Total IMAGE PRO:				401.00	
IMLAY PLUMBING & HEATING					
23743	CC ARENA - PLUMBING FOR EXPANSI	04/23/2026	10-90-730 CAP OUTLAY-IMPROVEMENTS	1,430.00	
Total IMLAY PLUMBING & HEATING:				1,430.00	
INGRAM					
96112303	2046315-BOOKS	04/23/2026	10-87-481 BOOKS-GENERAL COLLECTION	40.50	
96112304	2046315-BOOKS	04/23/2026	10-87-481 BOOKS-GENERAL COLLECTION	23.94	
96112305	2046315-BOOKS	04/23/2026	10-87-482 BOOKS-YOUNG ADULT	12.17	
96178908	2046315-BOOKS	04/27/2026	10-87-481 BOOKS-GENERAL COLLECTION	18.29	
96178909	2046315-BOOKS	04/27/2026	10-87-481 BOOKS-GENERAL COLLECTION	118.12	
96178910	2046315-BOOKS	04/27/2026	10-87-482 BOOKS-YOUNG ADULT	21.60	

Invoice Number	Description	Invoice Date	GL Account and Title	Net Invoice Amt	Date Paid
96390362	2046315-BOOKS	05/05/2026	10-87-481 BOOKS-GENERAL COLLECTION	33.37	
96390363	2046315-BOOKS	05/05/2026	10-87-482 BOOKS-YOUNG ADULT	121.92	
Total INGRAM:				389.91	
INNTELEX LLC					
4	CCC - CONSTRUCTION 100 E	04/30/2026	52-55-731 CAP OUTLAY-LINE REPLACEMENT	13,000.00	
4	CCC - CONSTRUCTION 100 E	04/30/2026	51-40-735 CAP OUTLAY-NEW WATERLINES	2,860.80	
4	CCC - CONSTRUCTION 100 E	04/30/2026	10-79-731 CAP OUTLAY-100 EAST	38,371.83	
5	CCC - CONSTRUCTION 100 E	04/30/2026	10-79-731 CAP OUTLAY-100 EAST	56,270.22	
Total INNTELEX LLC:				110,502.85	
INTERMOUNTAIN FARMERS					
1024131899	730181 - ARENA - STOCK TANKS	04/16/2026	10-90-480 SPECIAL DEPARTMENT SUPPLIES	949.95	
1024131976	730181 - ARENA - STOCK TANKS	04/16/2026	10-90-480 SPECIAL DEPARTMENT SUPPLIES	281.97	
1024175537	730181 - PARK FERTILIZER	04/24/2026	10-90-480 SPECIAL DEPARTMENT SUPPLIES	1,718.31	
1024214732	730181 - ARPT - WEED KILLER	05/01/2026	24-40-420 WEED ABATEMENT	2,994.16	
Total INTERMOUNTAIN FARMERS:				5,944.39	
IRON COUNTY AUDITOR					
APR 2026 LANDFIL	CCC LANDFILL REM - APR 2026	05/01/2026	55-21312 COUNTY REMITTANCE PAYABLE	42,463.73	
Total IRON COUNTY AUDITOR:				42,463.73	
IRON COUNTY SCHOOL DISTRICT					
2025 RDA PORT15	CCC - 2025 RDA PORT15 TAX ALLOCA	04/24/2026	57-40-621 PORT 15-IRON COUNTY SCHOOLS	217,174.35	
Total IRON COUNTY SCHOOL DISTRICT:				217,174.35	
JENKINS OIL COMPANY					
0617476	216 - FUEL / ARENA	04/23/2026	10-90-251 GAS & OIL	1,686.94	
0617793	204 - FUEL	04/29/2026	10-79-251 GAS & OIL	3,759.20	
Total JENKINS OIL COMPANY:				5,446.14	
JONES & DEMILLE ENGINEERING					
0140666	CC ENG - ENG SVCS GREENS LAKE D	04/09/2026	54-40-850 FED GRANT-NRCS	15,197.74	
Total JONES & DEMILLE ENGINEERING:				15,197.74	
KIMLEY-HORN AND ASSOC					
193275000-0326	CCC - TRAFFIC SIGNAL KITTYHAWK/B	03/31/2026	10-79-730 CAP OUTLAY-IMPROVEMENTS	13,357.00	
193275000-0326	CCC - TRAFFIC SIGNAL KITTYHAWK/B	03/31/2026	25-40-730 CAP OUTLAY-STREET WIDENING	1,585.27	
Total KIMLEY-HORN AND ASSOC:				14,942.27	
LAIRD CAMPBELL					
HC260406	CC HRT - STEINWAY TUNING / JOB	04/08/2026	10-92-252 EQUIPMENT MAINTENANCE	125.00	
HC260408	CC HRT - BALDWIN PIANO TUNING	04/08/2026	10-92-252 EQUIPMENT MAINTENANCE	125.00	
HC260428	CC HRT - STEINWAY TUNING / CCMA	04/28/2026	10-92-252 EQUIPMENT MAINTENANCE	125.00	
Total LAIRD CAMPBELL:				375.00	
LATECH EQUIPMENT INC					
260085-1234	WWTP - TELEDYNE METHANE & H2S	04/15/2026	53-56-252 EQUIPMENT MAINTENANCE	11,276.74	

Invoice Number	Description	Invoice Date	GL Account and Title	Net Invoice Amt	Date Paid
Total LATECH EQUIPMENT INC:				11,276.74	
LES OLSON COMPANY					
EA1679830	08-CEDCI -COPIER SERVICE	04/27/2026	53-56-240 OFFICE SUPPLIES & EXPENSE	117.05	
Total LES OLSON COMPANY:				117.05	
MARSHALL & EVANS ELECTRIC					
10162	CC LS - LIGHT POLE INSTALL FOR MO	03/24/2026	26-40-739 CAP OUTLAY-TRAIL EXPANSION	7,270.00	
Total MARSHALL & EVANS ELECTRIC:				7,270.00	
MIDWEST VETERINARY SUPPLY INC					
28419570-050	49748 - VET SUPPLIES	04/22/2026	10-76-450 ANIMAL SHELTER FOOD SUPPLIES	183.73	
28419570-100	49748 - VET SUPPLIES	04/22/2026	10-76-450 ANIMAL SHELTER FOOD SUPPLIES	217.50	
Total MIDWEST VETERINARY SUPPLY INC:				401.23	
MOTIVE TECHNOLOGIES INC					
INV05437350	A00288587 - CAMERA SYSTEM	04/10/2026	10-79-252 EQUIPMENT MAINTENANCE	3,896.00	
INV05437350	A00288587 - CAMERA SYSTEM	04/10/2026	55-40-252 EQUIPMENT MAINTENANCE	3,896.00	
INV05437350	A00288587 - CAMERA SYSTEM	04/10/2026	54-40-252 EQUIPMENT MAINTENANCE	3,896.00	
Total MOTIVE TECHNOLOGIES INC:				11,688.00	
MOTOROLA SOLUTIONS INC					
8282308236	1036546482 - CCPD MOBILE RADIO, I	04/07/2026	10-70-640 LIQUOR ENFORCEMENT	3,161.71	
Total MOTOROLA SOLUTIONS INC:				3,161.71	
MOUNTAIN WEST COMPUTERS					
90181	CCPD - NOTEBOOKS FOR PARTOL VE	04/27/2026	10-70-741 CAP OUTLAY-VEHICLES	22,266.00	
90208	CCC - MAY 26 IT SUPPORT	04/30/2026	10-44-312 COMPUTER & TECH SERVICES	99.15	
90208	CCC - MAY 26 IT SUPPORT	04/30/2026	24-40-312 COMPUTER & TECH SERVICES	99.15	
90208	CCC - MAY 26 IT SUPPORT	04/30/2026	52-55-312 COMPUTER & TECH SERVICES	49.57	
90208	CCC - MAY 26 IT SUPPORT	04/30/2026	10-41-312 COMPUTER & TECH SERVICES	347.00	
90208	CCC - MAY 26 IT SUPPORT	04/30/2026	10-70-312 COMPUTER & TECH SERVICES	1,586.32	
90208	CCC - MAY 26 IT SUPPORT	04/30/2026	10-77-312 COMPUTER & TECH SERVICES	99.15	
90208	CCC - MAY 26 IT SUPPORT	04/30/2026	10-83-312 COMPUTER & TECH SERVICES	247.86	
90208	CCC - MAY 26 IT SUPPORT	04/30/2026	10-90-312 COMPUTER & TECH SERVICE	24.79	
90208	CCC - MAY 26 IT SUPPORT	04/30/2026	10-60-312 COMPUTER & TECH SERVICES	173.50	
90208	CCC - MAY 26 IT SUPPORT	04/30/2026	10-76-312 COMPUTER & TECH SERVICES	24.79	
90208	CCC - MAY 26 IT SUPPORT	04/30/2026	10-81-312 COMPUTER & TECH SERVICES	247.86	
90208	CCC - MAY 26 IT SUPPORT	04/30/2026	10-87-312 COMPUTER & TECH SERVICES	173.50	
90208	CCC - MAY 26 IT SUPPORT	04/30/2026	22-40-312 COMPUTER & TECH SERVICES	24.79	
90208	CCC - MAY 26 IT SUPPORT	04/30/2026	51-40-312 COMPUTER & TECH SERVICES	148.72	
90208	CCC - MAY 26 IT SUPPORT	04/30/2026	53-56-312 COMPUTER & TECH SERVICES	223.08	
90208	CCC - MAY 26 IT SUPPORT	04/30/2026	10-43-312 COMPUTER & TECH SERVICES	198.29	
90208	CCC - MAY 26 IT SUPPORT	04/30/2026	10-73-312 COMPUTER & TECH SERVICES	347.01	
90208	CCC - MAY 26 IT SUPPORT	04/30/2026	10-78-312 COMPUTER & TECH SERVICES	49.57	
90208	CCC - MAY 26 IT SUPPORT	04/30/2026	10-84-312 COMPUTER & TECH SERVICES	24.79	
90208	CCC - MAY 26 IT SUPPORT	04/30/2026	10-92-312 COMPUTER & TECH SERVICES	99.15	
90208	CCC - MAY 26 IT SUPPORT	04/30/2026	28-40-312 COMPUTER & TECH SERVICES	123.93	
90208	CCC - MAY 26 IT SUPPORT	04/30/2026	10-75-312 COMPUTER & TECH SERVICES	173.50	
90208	CCC - MAY 26 IT SUPPORT	04/30/2026	10-79-312 COMPUTER & TECH SERVICES	49.57	
90208	CCC - MAY 26 IT SUPPORT	04/30/2026	10-85-312 COMPUTER & TECH SERVICES	49.57	
90208	CCC - MAY 26 IT SUPPORT	04/30/2026	20-40-312 COMPUTER & TECH SERVICES	74.36	

Invoice Number	Description	Invoice Date	GL Account and Title	Net Invoice Amt	Date Paid
90208	CCC - MAY 26 IT SUPPORT	04/30/2026	30-40-312 COMPUTER & TECH SERVICES	74.36	
90209	CCC - MAY 26 0365,EXCHANGE	04/30/2026	52-55-312 COMPUTER & TECH SERVICES	25.00	
90209	CCC - MAY 26 0365,EXCHANGE	04/30/2026	10-90-312 COMPUTER & TECH SERVICE	12.50	
90209	CCC - MAY 26 0365,EXCHANGE	04/30/2026	24-40-312 COMPUTER & TECH SERVICES	50.00	
90209	CCC - MAY 26 0365,EXCHANGE	04/30/2026	10-43-312 COMPUTER & TECH SERVICES	100.00	
90209	CCC - MAY 26 0365,EXCHANGE	04/30/2026	76-40-210 EQUIPMENT, SUPPLIES, OPERATING	12.50	
90209	CCC - MAY 26 0365,EXCHANGE	04/30/2026	10-77-312 COMPUTER & TECH SERVICES	45.50	
90209	CCC - MAY 26 0365,EXCHANGE	04/30/2026	10-83-312 COMPUTER & TECH SERVICES	89.00	
90209	CCC - MAY 26 0365,EXCHANGE	04/30/2026	51-40-312 COMPUTER & TECH SERVICES	61.50	
90209	CCC - MAY 26 0365,EXCHANGE	04/30/2026	10-42-312 COMPUTER & TECH SERVICES	25.00	
90209	CCC - MAY 26 0365,EXCHANGE	04/30/2026	10-70-312 COMPUTER & TECH SERVICES	620.00	
90209	CCC - MAY 26 0365,EXCHANGE	04/30/2026	10-76-312 COMPUTER & TECH SERVICES	12.50	
90209	CCC - MAY 26 0365,EXCHANGE	04/30/2026	10-81-312 COMPUTER & TECH SERVICES	125.00	
90209	CCC - MAY 26 0365,EXCHANGE	04/30/2026	10-87-312 COMPUTER & TECH SERVICES	65.00	
90209	CCC - MAY 26 0365,EXCHANGE	04/30/2026	22-40-312 COMPUTER & TECH SERVICES	12.50	
90209	CCC - MAY 26 0365,EXCHANGE	04/30/2026	10-92-312 COMPUTER & TECH SERVICES	50.00	
90209	CCC - MAY 26 0365,EXCHANGE	04/30/2026	28-40-312 COMPUTER & TECH SERVICES	53.50	
90209	CCC - MAY 26 0365,EXCHANGE	04/30/2026	53-56-312 COMPUTER & TECH SERVICES	108.00	
90209	CCC - MAY 26 0365,EXCHANGE	04/30/2026	10-44-312 COMPUTER & TECH SERVICES	45.50	
90209	CCC - MAY 26 0365,EXCHANGE	04/30/2026	10-73-312 COMPUTER & TECH SERVICES	148.00	
90209	CCC - MAY 26 0365,EXCHANGE	04/30/2026	10-78-312 COMPUTER & TECH SERVICES	25.00	
90209	CCC - MAY 26 0365,EXCHANGE	04/30/2026	10-84-312 COMPUTER & TECH SERVICES	12.50	
90209	CCC - MAY 26 0365,EXCHANGE	04/30/2026	10-60-312 COMPUTER & TECH SERVICES	74.00	
90209	CCC - MAY 26 0365,EXCHANGE	04/30/2026	10-75-312 COMPUTER & TECH SERVICES	87.50	
90209	CCC - MAY 26 0365,EXCHANGE	04/30/2026	10-79-312 COMPUTER & TECH SERVICES	25.00	
90209	CCC - MAY 26 0365,EXCHANGE	04/30/2026	10-85-312 COMPUTER & TECH SERVICES	25.00	
90209	CCC - MAY 26 0365,EXCHANGE	04/30/2026	20-40-312 COMPUTER & TECH SERVICES	37.50	
90209	CCC - MAY 26 0365,EXCHANGE	04/30/2026	30-40-312 COMPUTER & TECH SERVICES	37.50	
90209	CCC - MAY 26 0365,EXCHANGE	04/30/2026	10-41-312 COMPUTER & TECH SERVICES	187.00	
90229	CC WTR - BATTERY BACKUP BEACON	04/30/2026	51-40-312 COMPUTER & TECH SERVICES	229.00	
Total MOUNTAIN WEST COMPUTERS:				29,500.33	
MOUNTAINLAND SUPPLY LLC					
S107796454.001	10944 - WTR - MISC SUPPLIES	04/22/2026	51-40-255 WATER SYSTEM MAINTENANCE	150.08	
Total MOUNTAINLAND SUPPLY LLC:				150.08	
MR GRAPHICS					
1021	CC STRT - STREET SIGNS	05/01/2026	10-79-263 MAINTENANCE-STREETS	844.00	
Total MR GRAPHICS:				844.00	
MUNICIPALH2O.COM					
15259	CC WWTP - EPA COMPLIANCE SERV	05/01/2026	53-56-310 PROF & TECH SERVICES	350.00	
Total MUNICIPALH2O.COM:				350.00	
NITV FEDERAL SERVICES, LLC					
16975	CCPD - CVSA TRAINING / BERGSTRO	04/14/2026	10-70-233 TRAVEL & TRAINING-PATROL	795.00	
Total NITV FEDERAL SERVICES, LLC:				795.00	
NUCO2					
83357961	446694 - BULK CO2 POOL Y26	05/01/2026	20-40-254 CHEMICALS	311.45	
83478896	446694 - BULK CO2 POOL Y26	04/20/2026	20-40-254 CHEMICALS	286.63	
83566697	446694 - BULK CO2 POOL Y26	04/30/2026	20-40-254 CHEMICALS	623.15	

Invoice Number	Description	Invoice Date	GL Account and Title	Net Invoice Amt	Date Paid
Total NUCO2:				1,221.23	
ORCHESTRA OF SOUTHERN UTAH					
RAP TAX 25/26 #2	CCC - RAP TAX 25/26 #2 ALLOCATION	05/04/2026	29-40-100 DISTRIBUTIONS TO ARTS	10,500.00	
Total ORCHESTRA OF SOUTHERN UTAH:				10,500.00	
PEACE BALANCE AND JOY CONSULTING					
3.21.2026	CCPD - MENTAL HEALTH THERAPY	03/21/2026	10-70-310 PROF & TECH SERVICES	360.00	
4.16.26	CCPD - MENTAL HEALTH THERAPY	04/16/2026	10-70-310 PROF & TECH SERVICES	445.00	
Total PEACE BALANCE AND JOY CONSULTING:				805.00	
PENWORTHY COMPANY					
0617525-IN	00-5440020_001 - LBRY CHILDREN MT	05/04/2026	10-87-483 BOOKS-CHILDREN	170.77	
Total PENWORTHY COMPANY:				170.77	
PETERBILT OF UTAH					
84676SG	548 - CC FLT - PRESSURE VALVE	04/03/2026	10-78-930 INVENTORY	202.06	
84977SG	548 - CC FLT - FUEL HOUSING, CAP	04/13/2026	10-78-930 INVENTORY	1,639.80	
85059SG	548 - CC FLT - FUEL RAIL PRESSURE	04/17/2026	10-78-930 INVENTORY	534.50	
85060SG	548 - CC FLT - FUEL LINE CLAMP	04/13/2026	10-78-930 INVENTORY	18.02	
Total PETERBILT OF UTAH:				2,394.38	
PLAYAWAY PRODUCTS LLC					
532437	CC LBRY - BOOKS	04/27/2026	10-87-481 BOOKS-GENERAL COLLECTION	375.69	
Total PLAYAWAY PRODUCTS LLC:				375.69	
POLYDYNE INC					
2023124	108711 - POLYMER EMULSION Y26	04/27/2026	53-56-254 CHEMICALS	13,248.00	
Total POLYDYNE INC:				13,248.00	
PORT 15 UTAH LLC					
2025 RDA PORT15	CCC PORT 15 - RDA TAX INCR 2025	04/24/2026	57-40-620 PORT 15-DEVELOPER	403,963.78	
Total PORT 15 UTAH LLC:				403,963.78	
PREMIER VEHICLE INSTALLATION					
50338	CCFD - LIGHTS, DECALS, RADIO TEN	04/24/2026	10-73-741 CAP OUTLAY-VEHICLES	17,634.93	
Total PREMIER VEHICLE INSTALLATION:				17,634.93	
QUADIENT LEASING USA INC					
18003022	60454903 - INK	04/16/2026	10-43-240 OFFICE SUPPLIES & EXPENSE	351.50	
Total QUADIENT LEASING USA INC:				351.50	
RAINBOW SIGN & BANNER - CC					
2025 RDA RS&B	CCC - 2025 RDA RS&B TAX ALLOCATI	04/24/2026	57-40-616 INCENTIVE - DECORWORX	17,535.87	
INV13436	CC ARENA - NEW SIGNAGE	04/27/2026	10-90-730 CAP OUTLAY-IMPROVEMENTS	1,389.18	
Total RAINBOW SIGN & BANNER - CC:				18,925.05	

Invoice Number	Description	Invoice Date	GL Account and Title	Net Invoice Amt	Date Paid
RHINEHART OIL COMPANY LLC					
IN-175503-26	R10003911 - BULK OILS	04/21/2026	10-78-930 INVENTORY	2,673.03	
IN-188583-26	114513 - WTR FUEL & OIL	04/29/2026	51-40-251 GAS & OIL	782.27	
Total RHINEHART OIL COMPANY LLC:				3,455.30	
SALT LAKE COMMUNITY COLLEGE					
B2007751	CCPD - EXPENSES AT POST	04/27/2026	10-70-233 TRAVEL & TRAINING-PATROL	579.50	
Total SALT LAKE COMMUNITY COLLEGE:				579.50	
SCHAEFER PLASTICS NORTH AMERICA LLC					
PCINV178033	312425 - GARBAGE CANS	04/29/2026	55-40-481 GARBAGE CANS	41,207.00	
PCINV178061	312425 - GARBAGE CANS	04/29/2026	55-40-481 GARBAGE CANS	41,457.00	
Total SCHAEFER PLASTICS NORTH AMERICA LLC:				82,664.00	
SCHINDLER ELEVATOR CORPORATION					
4646602175	702303 - CCC ELEVATOR MAINT AQT	04/30/2026	20-40-262 BUILDING & GROUND MAINTENANCE	115.56	
4646602175	702303 - CCC ELEVATOR MAINT ARPT	04/30/2026	24-40-262 BUILDING & GROUND MAINTENANCE	114.75	
4646602175	702303 - CCC ELEVATOR MAINT PRK	04/30/2026	56-41-262 BUILDING & GROUND MAINTENANCE	230.00	
4646602175	702303 - CCC ELEVATOR MAINT CO Y	04/30/2026	10-42-262 BUILDING & GROUND MAINTENANCE	115.56	
4646602175	702303 - CCC ELEVATOR MAINT HC Y	04/30/2026	10-92-262 BUILDING & GROUND MAINTENANCE	347.79	
Total SCHINDLER ELEVATOR CORPORATION:				923.66	
SCHOLZEN PRODUCTS COMPANY					
3056470-00	100592 - MISC SUPPLIES	04/22/2026	51-40-255 WATER SYSTEM MAINTENANCE	52.00	
6955031-01	100592 - MISC SUPPLIES	04/23/2026	10-78-930 INVENTORY	75.00	
6983212-00	100592 - MISC SUPPLIES	04/23/2026	51-40-255 WATER SYSTEM MAINTENANCE	167.54	
6983336-00	100592 - MISC SUPPLIES	04/23/2026	51-40-255 WATER SYSTEM MAINTENANCE	289.29	
6983338-00	100592 - MISC SUPPLIES	04/23/2026	51-40-255 WATER SYSTEM MAINTENANCE	(231.44)	
6983541-00	100592 - MISC SUPPLIES	04/24/2026	10-78-930 INVENTORY	225.00	
6983708-00	100592 - MISC SUPPLIES	04/27/2026	51-40-255 WATER SYSTEM MAINTENANCE	382.56	
6984013-00	100592 - MISC SUPPLIES	04/28/2026	51-40-255 WATER SYSTEM MAINTENANCE	160.00	
Total SCHOLZEN PRODUCTS COMPANY:				1,119.95	
SIMONFEST THEATRE COMPANY					
RAP TAX 25/26 #1	CCC - RAP TAX 25/26 #1 ALLOCATION	05/04/2026	29-40-100 DISTRIBUTIONS TO ARTS	10,000.00	
Total SIMONFEST THEATRE COMPANY:				10,000.00	
SKAGGS PUBLIC SAFETY EQUIPMENT					
450_A_330510_1	103035 - CCPD - SHIRTS	04/06/2026	10-70-620 UNIFORM PURCHASE	180.65	
Total SKAGGS PUBLIC SAFETY EQUIPMENT:				180.65	
SOULFILL MUSIC FOUNDATION					
B/O RECEIPTS	CC HT - JENNY OAKS BAKER B/O REC	04/21/2026	10-23325 SUSPENSE-HERITAGE MISC 1	15,375.06	
Total SOULFILL MUSIC FOUNDATION:				15,375.06	
SOUTH CENTRAL COMMUNICATIONS					
MAY 2026	9192600 - MAY 2026 INTERNET	05/01/2026	10-90-280 TELEPHONE	318.88	
MAY 2026	9192600 - MAY 2026 INTERNET	05/01/2026	52-55-280 TELEPHONE	125.00	
MAY 2026	9192600 - MAY 2026 INTERNET	05/01/2026	10-83-280 TELEPHONE	19.88	
MAY 2026	9192600 - MAY 2026 INTERNET	05/01/2026	51-40-280 TELEPHONE	125.00	

Invoice Number	Description	Invoice Date	GL Account and Title	Net Invoice Amt	Date Paid
MAY 2026	9192600 - MAY 2026 INTERNET	05/01/2026	10-70-280 TELEPHONE	22.73	
MAY 2026	9192600 - MAY 2026 INTERNET	05/01/2026	10-92-280 TELEPHONE	315.45	
MAY 2026	9192600 - MAY 2026 INTERNET	05/01/2026	53-56-280 TELEPHONE	444.83	
MAY 2026	9192600 - MAY 2026 INTERNET	05/01/2026	10-43-280 TELEPHONE	24.68	
MAY 2026	9192600 - MAY 2026 INTERNET	05/01/2026	10-77-280 TELEPHONE	39.75	
MAY 2026	9192600 - MAY 2026 INTERNET	05/01/2026	28-40-280 TELEPHONE	28.40	
MAY 2026	9192600 - MAY 2026 INTERNET	05/01/2026	10-41-280 TELEPHONE	49.23	
Total SOUTH CENTRAL COMMUNICATIONS:				1,513.83	
SOUTHERN UTAH PAVING					
1164	CCC - CONCRETE FLATWORK, CANN	04/27/2026	26-40-739 CAP OUTLAY-TRAIL EXPANSION	11,000.55	
1165	CCC - SIDEWALK, CURB, GUTTER	04/27/2026	10-79-264 MAINTENANCE-SIDEWALKS	5,946.60	
Total SOUTHERN UTAH PAVING:				16,947.15	
STATE OF UTAH					
26-RDA-024	CC RDA - RDA DATABASE ACCESS	03/31/2026	57-40-300 ADMINISTRATION FEE	500.00	
Total STATE OF UTAH:				500.00	
STATE OF UTAH FUEL NETWORK					
F2610E00766	CCC - APR 2026 VEHICLE FUEL	05/01/2026	10-42-251 GAS & OIL	38.71	
F2610E00766	CCC - APR 2026 VEHICLE FUEL	05/01/2026	10-75-251 GAS & OIL	723.42	
F2610E00766	CCC - APR 2026 VEHICLE FUEL	05/01/2026	10-79-251 GAS & OIL	5,741.88	
F2610E00766	CCC - APR 2026 VEHICLE FUEL	05/01/2026	10-85-251 GAS & OIL	434.85	
F2610E00766	CCC - APR 2026 VEHICLE FUEL	05/01/2026	28-40-251 GAS & OIL	465.25	
F2610E00766	CCC - APR 2026 VEHICLE FUEL	05/01/2026	53-56-251 GAS & OIL	978.00	
F2610E00766	CCC - APR 2026 VEHICLE FUEL	05/01/2026	10-60-251 GAS & OIL	86.08	
F2610E00766	CCC - APR 2026 VEHICLE FUEL	05/01/2026	10-76-251 GAS & OIL	459.98	
F2610E00766	CCC - APR 2026 VEHICLE FUEL	05/01/2026	10-81-251 GAS & OIL	531.83	
F2610E00766	CCC - APR 2026 VEHICLE FUEL	05/01/2026	10-90-251 GAS & OIL	530.94	
F2610E00766	CCC - APR 2026 VEHICLE FUEL	05/01/2026	30-40-251 GAS & OIL	(16.05)	
F2610E00766	CCC - APR 2026 VEHICLE FUEL	05/01/2026	54-40-251 GAS & OIL	888.85	
F2610E00766	CCC - APR 2026 VEHICLE FUEL	05/01/2026	10-70-251 GAS & OIL	14,738.70	
F2610E00766	CCC - APR 2026 VEHICLE FUEL	05/01/2026	61-40-251 GAS & OIL	454.16	
F2610E00766	CCC - APR 2026 VEHICLE FUEL	05/01/2026	10-83-251 GAS & OIL	2,988.22	
F2610E00766	CCC - APR 2026 VEHICLE FUEL	05/01/2026	22-40-251 GAS & OIL	3,066.98	
F2610E00766	CCC - APR 2026 VEHICLE FUEL	05/01/2026	51-40-251 GAS & OIL	3,531.82	
F2610E00766	CCC - APR 2026 VEHICLE FUEL	05/01/2026	55-40-251 GAS & OIL	8,113.19	
F2610E00766	CCC - APR 2026 VEHICLE FUEL	05/01/2026	10-73-251 GAS & OIL	4,309.78	
F2610E00766	CCC - APR 2026 VEHICLE FUEL	05/01/2026	10-78-251 GAS & OIL	257.72	
F2610E00766	CCC - APR 2026 VEHICLE FUEL	05/01/2026	10-84-251 GAS & OIL	39.92	
F2610E00766	CCC - APR 2026 VEHICLE FUEL	05/01/2026	24-40-251 GAS & OIL	676.30	
F2610E00766	CCC - APR 2026 VEHICLE FUEL	05/01/2026	52-55-251 GAS & OIL	2,169.87	
Total STATE OF UTAH FUEL NETWORK:				51,210.40	
SUNCORE CONSTRUCTION AND MATERIALS					
004CINV000082768	C114473 - ASPHALT	04/16/2026	10-79-263 MAINTENANCE-STREETS	1,032.96	
Total SUNCORE CONSTRUCTION AND MATERIALS:				1,032.96	
TDS					
MAY 2026	0140683279 - TDS MAY 2026	04/19/2026	24-40-280 TELEPHONE	22.78	
MAY 2026	0140683279 - TDS MAY 2026	04/19/2026	10-73-270 UTILITIES-FIRE	29.39	
MAY 2026	0140683279 - TDS MAY 2026	04/19/2026	10-90-280 TELEPHONE	11.39	
MAY 2026	0140683279 - TDS MAY 2026	04/19/2026	28-40-280 TELEPHONE	22.78	

Invoice Number	Description	Invoice Date	GL Account and Title	Net Invoice Amt	Date Paid
MAY 2026	0140683279 - TDS MAY 2026	04/19/2026	10-41-280 TELEPHONE	79.77	
MAY 2026	0140683279 - TDS MAY 2026	04/19/2026	10-77-280 TELEPHONE	37.59	
MAY 2026	0140683279 - TDS MAY 2026	04/19/2026	20-40-280 TELEPHONE	34.18	
MAY 2026	0140683279 - TDS MAY 2026	04/19/2026	10-70-280 TELEPHONE	16.18	
MAY 2026	0140683279 - TDS MAY 2026	04/19/2026	10-83-280 TELEPHONE	11.39	
MAY 2026	0140683279 - TDS MAY 2026	04/19/2026	10-76-280 TELEPHONE	11.39	
MAY 2026	0140683279 - TDS MAY 2026	04/19/2026	10-92-280 TELEPHONE	45.57	
MAY 2026	0140683279 - TDS MAY 2026	04/19/2026	53-56-280 TELEPHONE	37.59	
Total TDS:				360.00	
TECH LOGIC CORPORATION					
INV21004510	CED002C - CIRCLIT STAFF 26/27 REN	03/03/2026	10-87-312 COMPUTER & TECH SERVICES	1,195.42	
Total TECH LOGIC CORPORATION:				1,195.42	
THATCHER COMPANY					
2026400101608	C4541 - AQ - T CHLOR	04/30/2026	20-40-254 CHEMICALS	6,593.41	
Total THATCHER COMPANY:				6,593.41	
THE KEY MAKER LOCKSMITH SERVICE					
50707	CCPD - RE KEY CYLINDER	04/20/2026	10-70-458 SMALL TOOLS	105.00	
Total THE KEY MAKER LOCKSMITH SERVICE:				105.00	
THE RADAR SHOP					
16979	CCPD - RADAR RECERTIFICATIONS	04/24/2026	10-70-254 MAINTENANCE-RADARS	2,768.00	
Total THE RADAR SHOP:				2,768.00	
THE SUPPLY CACHE					
356287*	86462 - WILDLAND SUPPLIES	05/03/2026	10-73-950 STATE GRANT-WILDLAND FIRE	5,977.77	
Total THE SUPPLY CACHE:				5,977.77	
TURF EQUIPMENT CO.					
3040819-00	3316 - GLF - NSN UNLIMITED 5YR IRRI	05/01/2026	28-40-263 IRRIGATION SYSTEM MAINTENANCE	20,180.00	
Total TURF EQUIPMENT CO.:				20,180.00	
UNIFIRST CORPORATION					
2310079188	1895630 - PRK UNIFORM SERVICE	04/23/2026	10-83-451 UNIFORM SERVICE	130.48	
Total UNIFIRST CORPORATION:				130.48	
UTAH DEPT OF TRANSPORTATION					
RE266*303	R499 - INDUSTRIAL RD IMP PROJ	04/22/2026	51-40-731 CAP OUTLAY-LINE REPLACEMENT	163.35	
RE266*303	R499 - INDUSTRIAL RD IMP PROJ	04/22/2026	26-40-739 CAP OUTLAY-TRAIL EXPANSION	2,124.02	
Total UTAH DEPT OF TRANSPORTATION:				2,287.37	
VERIZON WIRELESS					
6141249773	571244071-00002 FY26 TF CELLS	04/16/2026	76-40-210 EQUIPMENT, SUPPLIES, OPERATING	198.30	
Total VERIZON WIRELESS:				198.30	

Invoice Number	Description	Invoice Date	GL Account and Title	Net Invoice Amt	Date Paid
VIKING EXCAVATION INC					
1 1700 WEST	CCC - 1700 W WATERLINE	04/30/2026	51-40-731 CAP OUTLAY-LINE REPLACEMENT	27,800.33	
Total VIKING EXCAVATION INC:				27,800.33	
VISA					
3.31.26 HOMES 2 S	5673 CCVISA - CC ENG - PERMIT TEC	03/31/2026	10-75-230 TRAVEL & TRAINING	348.68	
4.2.26 HOLIDAY IN	5699 CCVISA - CCC - HOTEL FOR TRA	04/02/2026	10-43-230 TRAVEL & TRAINING	488.46	
4.21.26 LIFETIME P	5665 CCVISA - CC ARENA - TABLES &	04/21/2026	10-90-730 CAP OUTLAY-IMPROVEMENTS	12,474.32	
4.6.26 ULCT	5665 CCVISA - CCC - ULCT MIDYEAR	04/06/2026	10-41-230 TRAVEL & TRAINING	1,165.00	
Total VISA:				14,476.46	
WARD DIESEL FILTER SYSTEMS					
7829	CCFD - NO SMOKE EXHAUST SYS - T	03/16/2026	10-73-741 CAP OUTLAY-VEHICLES	11,558.00	
Total WARD DIESEL FILTER SYSTEMS:				11,558.00	
WHEELER MACHINERY COMPANY					
RS0000356602	015002 - STRT - LOADER RENTAL	04/23/2026	10-79-263 MAINTENANCE-STREETS	4,887.00	
Total WHEELER MACHINERY COMPANY:				4,887.00	
WINGFOOT PLASTICS PRINTING SVCS					
1953	CC LBRY - LIBRARY CARDS	04/29/2026	10-87-240 OFFICE SUPPLIES & EXPENSE	1,440.09	
Total WINGFOOT PLASTICS PRINTING SVCS:				1,440.09	
Grand Totals:				1,570,215.51	

Dated: _____

Mayor: _____

City Council: _____

City Recorder: Renon Savage

City Treasurer: Rhian Carlson

Invoice Number	Description	Invoice Date	GL Account and Title	Net Invoice Amt	Date Paid
----------------	-------------	--------------	----------------------	-----------------	-----------

Report Criteria:

- Detail report.
- Invoices with totals above \$0 included.
- Paid and unpaid invoices included.

CEDAR CITY CORPORATION RESOLUTION NO. 26-0513

**A RESOLUTION ADOPTING THE CITY'S FISCAL YEAR 2026-2027
TENTATIVE BUDGET.**

WHEREAS, the Financial Department of the Cedar City Corporation (the "City") has presented a tentative budget, accompanied by a budget message pursuant to Section 10-6-111 of the Utah Code; and

WHEREAS, the City Council reviewed and considered the tentative budget in a public meeting on May 13, 2026; and

WHEREAS, each tentative budget adopted by the City Council and all supporting schedules and data shall be a public record in the office of the City Recorder, available for public inspection for a period of at least ten days prior to the adoption of the final budget; and

WHEREAS, at the meeting in which the tentative budget is adopted, the City Council shall establish the time and place of a public hearing to consider the adoption and shall order that notice thereof be published at least seven days prior to the hearing in at least one issue of a newspaper of general circulation in Cedar City, Utah.

NOW, THEREFORE, be it resolved by the City Council of Cedar City, Utah, that the tentative budget for fiscal year 2026-2027, presented by the City's Financial Department to the City Council, is hereby adopted as the City's tentative budget and is ordered to be filed and maintained as a public record, available for public inspection in the office of the City Recorder, at 10 N. Main St., Cedar City, Utah, until adoption of the final budget.

This resolution, Cedar City Resolution No. 26-0513, shall take effect immediately upon passage. This resolution was made, voted, and passed by the Cedar City Council at its regular meeting on this 13th day of May, 2026.

Council Vote:

Phillips -

Cox -

Wilkey -

Schmidt -

Galan -

BY: _____
Steve Nelson, Mayor

[Corporate Seal]
ATTEST:

Renon Savage, City Recorder

CEDAR CITY CORPORATION



Fiscal Year 2027 Tentative Budget Document

**CEDAR CITY CORPORATION
BUDGET**

ACCT #	DESCRIPTION	ACTUAL	ACTUAL	ACTUAL	ACTUAL	ADOPTED	TENTATIVE	Change in Budget from previous yr
		FY21/22	FY22/23	FY23/24	FY24/25	FY25/26	FY 26/27	
GENERAL FUND								
<u>GENERAL FUND REVENUE</u>								
1031	TAX REVENUE							
1031100	CURRENT YEAR PROPERTY TAXES	4,827,132	5,263,309	5,626,950	5,313,966	5,504,138	5,768,000	263,862
1031110	CURRENT YEAR PROPERTY TAXES-BOND	507,483	507,483	507,483	506,476	506,370	521,561	15,191
1031200	PRIOR YEAR PROPERTY TAXES	300,989	170,526	209,369	293,664	250,000	257,500	7,500
1031300	SALES & USE TAXES	11,612,238	12,295,404	12,681,201	13,474,482	13,000,000	14,282,951	1,282,951
1031310	MUNICIPAL ENERGY SALES TAX	123,032	175,064	98,597	95,644	175,000	178,500	3,500
1031410	ELECTRIC FRANCHISE TAX	1,919,290	1,946,279	1,874,473	2,189,431	1,948,733	2,014,500	65,767
1031420	TV FRANCHISE TAX	10,237	-	-	-	-	-	-
1031430	GAS FRANCHISE TAX	644,781	993,746	1,018,142	721,643	1,018,141	1,020,000	1,859
1031440	TELECOMMUNICATIONS TAX	224,040	224,239	220,714	210,604	232,000	239,700	7,700
1031700	FEES-IN-LIEU OF TAXES	525,218	504,664	510,275	500,484	471,000	484,500	13,500
1031900	INTEREST-DELINQUENT TAXES	64,370	8,642	6,651	8,507	8,000	8,160	160
1031	TOTAL TAXES	20,758,809	22,089,357	22,753,854	23,314,902	23,113,382	24,775,372	1,661,990
1032	LICENSE & PERMIT REVENUE							
1032100	BUSINESS LICENSES	234,538	235,658	265,135	259,287	235,000	242,760	7,760
1032110	ALCOHOL & BEVERAGE PERMITS	9,034	11,820	9,031	13,575	7,000	15,300	8,300
1032120	RESIDENTIAL RENTAL LICENSES	22,253	27,286	21,576	25,168	18,500	25,500	7,000
1032210	BUILDING PERMITS	1,865,508	1,152,577	1,656,385	1,677,160	1,103,332	1,736,000	632,668
1032250	ANIMAL LICENSES	810	273	870	710	2,000	510	(1,490)
1032	TOTAL LICENSES & PERMITS	2,132,144	1,427,614	1,952,996	1,975,900	1,365,832	2,020,070	654,238
1033	INTERGOVERNMENTAL REVENUE							
1033132	FED GRANT-DRUG FREE COMMUNITY	(24,900)	-	-	-	-	-	-
1033410	STATE GRANT-EDC	-	10,000	71,000	1,500	-	7,650	7,650
1033411	STATE GRANT-CLG	-	-	-	4,250	-	-	-
1033413	STATE GRANT-ACTIVE TRANSPORTATION	-	-	5,223	165	-	-	-
1033414	STATE GRANT-HISTORICAL SOCIETY	-	54,200	30,402	50	-	10,226	10,226
1033420	STATE GRANT-FIREFIGHTER SUPPORT	-	-	5,000	-	-	-	-
1033421	STATE GRANT-WILDLAND FIRE	9,980	10,000	9,264	10,000	-	-	-
1033422	STATE GRANT-HAZMAT	16,125	-	-	-	-	-	-
1033423	STATE GRANT-MENTAL HEALTH	-	10,604	-	-	-	-	-
1033424	STATE GRANT-ICAC	13,232	695	19,259	11,940	12,000	15,300	3,300
1033428	STATE GRANT-ADF ALCOHOL & DRUG	-	-	15,000	-	-	-	-
1033429	STATE GRANT-FIRST RESPONDER MH	-	42,850	-	-	-	-	-
1033431	STATE GRANT-STREETS	-	-	-	4,500	-	-	-
1033435	STATE GRANT-UDOT SU HIGHWAY	-	-	-	-	1,330,392	-	(1,330,392)
1033474	STATE GRANT-DCC LIBRARY GRANT	23,016	9,558	12,755	10,231	-	10,000	10,000
1033494	STATE GRANT-ARPA	2,057,171	2,057,171	-	-	-	-	-
1033496	STATE GRANT-CDBG HOUSING AUTHORITY	209,286	265,714	232,200	267,800	-	-	-
1033498	STATE GRANT-HOMELESS MITIGATION	-	123,530	-	-	-	-	-
1033560	CLASS "C" ROAD ALLOTMENT	1,751,175	1,902,080	3,665,562	3,263,722	1,780,000	1,780,000	-
1033580	STATE LIQUOR FUND ALLOTMENT	53,375	63,971	61,021	77,698	56,000	71,400	15,400
1033810	IRON COUNTY-ECONOMIC DEVELOPMENT	63,000	63,000	80,000	80,000	80,000	86,700	6,700
1033812	IRON COUNTY-CEMETERY CARE	250	250	250	250	250	255	5
1033820	IRON COUNTY-FIRE AGREEMENT	558,432	642,927	748,823	794,502	748,823	1,185,508	436,685
1033824	IRON SCHOOL DISTRICT-SCHOOL RESOURCE	168,046	316,246	279,373	309,005	250,000	306,000	56,000
1033870	IRON COUNTY-RECREATION	79,200	536,561	120,666	120,851	7,500	122,400	114,900
1033871	IRON COUNTY-LIBRARY	135,813	146,248	166,949	184,132	125,000	178,500	53,500
1033872	IRON COUNTY-CROSS HOLLOWES CENTER	-	-	333,333	666,667	-	-	-
1033920	ENOCH-FIRE AGREEMENT	162,069	202,325	241,617	269,521	241,617	399,078	157,461
1033921	KANARRAVILLE-FIRE AGREEMENT	13,395	15,623	19,477	22,349	19,477	32,200	12,723
1033	TOTAL INTERGOVERNMENTAL REVENUE	5,288,665	6,473,553	6,117,174	6,099,132	4,651,059	4,205,217	(445,843)

**CEDAR CITY CORPORATION
BUDGET**

ACCT #	DESCRIPTION	ACTUAL	ACTUAL	ACTUAL	ACTUAL	ADOPTED	TENTATIVE	Change in Budget from previous yr
		FY21/22	FY22/23	FY23/24	FY24/25	FY25/26	FY 26/27	
1034	CHARGES FOR SERVICES							
1034100	ADMINISTRATIVE CHARGES	872,793	954,702	1,010,485	1,059,809	1,094,986	1,112,040	17,054
1034130	ZONING & BOARD OF ADJUSTMENT FEES	49,103	16,400	7,190	9,370	1,000	7,000	6,000
1034131	SUBDIVISION FILING FEES	8,685	3,825	8,900	29,353	1,000	10,000	9,000
1034132	SUBDIVISION PLAT CHECKING FEES	52,868	41,019	61,742	38,141	-	20,000	20,000
1034133	SUBDIVISION INSPECTION FEES	184,892	134,786	125,634	175,583	-	120,000	120,000
1034150	SALE OF MAPS & PUBLICATIONS	3,933	4,092	234	274	1,200	102	(1,098)
1034210	POLICE OVERTIME REIMBURSEMENT	13,367	23,314	45,977	40,695	-	12,515	12,515
1034211	POLICE MISC REIMBURSEMENT	69,794	71,179	68	17,305	-	26,520	26,520
1034212	FALSE ALARM FEES	600	1,200	2,150	1,500	1,000	1,020	20
1034213	POLICE REPORTS & REGISTRATIONS	11,864	11,651	9,946	12,813	5,000	10,200	5,200
1034214	TRAFFIC SCHOOL FEES	-	-	-	-	-	-	-
1034217	ECONOMIC DEVELOPMENT MISC.	5,688	42,419	330	-	-	-	-
1034220	FIRE OVERTIME REIMBURSEMENT	-	-	-	-	-	-	-
1034221	FIRE MISC REIMBURSEMENT	309,551	76,602	460,950	279,831	-	-	-
1034250	ANIMAL POUND FEES	27,215	18,424	16,568	20,920	29,100	29,100	-
1034310	ENGINEERING MISC REIMBURSEMENT	18,000	-	-	50,199	-	-	-
1034311	STREET MISC REIMBURSEMENT	16,022	156,108	55,335	4,509	-	-	-
1034312	ROAD BREAK FEES	1,275	1,875	1,575	26,900	1,000	1,020	20
1034313	FLEET MISC REIMBURSEMENT	-	-	-	-	-	-	-
1034325	PARKING PERMITS	60	75	45	30	-	-	-
1034710	GOLF GREEN FEES	-	-	-	-	-	-	-
1034711	SALE OF GOLF MERCHANDISE	-	-	-	-	-	-	-
1034712	GOLF CART RENTALS	-	-	-	-	-	-	-
1034713	ENTRY FEES-HALF MARATHON	-	-	-	-	-	-	-
1034714	TOUR OF UTAH	-	-	-	-	-	-	-
1034715	EVENTS	-	-	-	-	-	-	-
1034730	PARK & FIELD RESERVATION FEES	36,214	56,188	54,129	55,560	50,000	51,000	1,000
1034731	BASKETBALL-ADULT	-	-	-	-	-	-	-
1034732	BASKETBALL-YOUTH	29,679	15,575	28,208	23,946	25,000	25,500	500
1034734	FLAG FOOTBALL-YOUTH	11,741	25,473	17,851	42,519	6,000	14,388	8,388
1034735	SOCCER	1,065	-	-	-	-	-	-
1034736	VOLLEYBALL-ADULT	13,695	11,349	10,346	7,782	10,000	10,200	200
1034737	TUMBLING FEES	-	-	-	-	-	-	-
1034738	PARKS MISC REIMBURSEMENT	4,087	1,202	2,320	2,965	-	-	-
1034739	T-BALL MACHINE PITCH	26,844	24,403	18,771	6,271	18,000	15,000	(3,000)
1034740	TENNIS FEES	-	-	-	-	-	-	-
1034741	SOFTBALL-ADULT	28,232	29,475	24,058	25,873	24,000	24,480	480
1034742	VOLLEYBALL-YOUTH	8,397	3,941	4,880	4,178	6,500	4,080	(2,420)
1034743	DANCE FEES	-	730	1,422	2,567	-	1,500	1,500
1034744	LEISURE SERVICES PROGRAM REVENUE	-	63	-	-	10,000	-	(10,000)
1034746	KAYAK FEES	-	-	-	-	-	-	-
1034749	RECREATION MISCELLANEOUS FEES	-	-	-	-	-	-	-
1034750	JAZZ TICKETS	-	-	-	-	-	-	-
1034752	WET-N-WILD TICKETS	-	-	-	-	-	-	-
1034753	SKI SCHOOL	-	-	-	-	-	-	-
1034754	CROSS HOLLOW EVENT CENTER USE FEES	110,671	134,271	158,152	173,665	140,000	150,000	10,000
1034755	HERITAGE CENTER USE FEES	149,349	146,828	126,330	172,946	142,000	127,500	(14,500)
1034780	LIBRARY FEES	11,032	10,385	11,554	12,346	12,000	11,220	(780)
1034810	SALE OF CEMETERY LOTS	128,952	116,881	109,997	139,904	100,000	122,400	22,400
1034830	INTERMENTS	64,035	56,635	52,880	62,955	50,000	61,200	11,200
1034	TOTAL CHARGES FOR SERVICES	2,269,702	2,191,070	2,428,027	2,500,709	1,727,786	1,967,985	240,199
1035	FINES & FORFEITURES							
1035110	COURT FEES & FINES	155,334	181,140	195,764	188,188	175,782	179,298	3,516
1035120	LIBRARY FINES	5,853	5,275	3,199	2,430	2,500	2,550	50
1035230	RESTITUTION	391	18,723	4,964	13,834	2,000	10,200	8,200
1035	TOTAL FINES & FORFEITURES	161,578	205,139	203,927	204,453	180,282	192,048	11,766

**CEDAR CITY CORPORATION
BUDGET**

ACCT #	DESCRIPTION	ACTUAL	ACTUAL	ACTUAL	ACTUAL	ADOPTED	TENTATIVE	Change in
		FY21/22	FY22/23	FY23/24	FY24/25	FY25/26	FY 26/27	Budget from previous yr
1036	MISCELLANEOUS REVENUE							
1036100	INTEREST EARNINGS	77,911	535,039	615,269	1,127,820	50,000	50,000	-
1036200	RENTS-LA FIESTA & MCO TIRE	10,627	14,904	16,007	16,007	13,050	16,007	2,957
1036201	RENTS-JETT LAND LEASE	2,200	600	-	-	-	11,618	11,618
1036400	SALE OF FIXED ASSETS	53,548	38,385	30,377	110,241	-	40,000	40,000
1036401	SALE OF LIBRARY BOOKS	6,613	6,460	5,065	6,388	5,800	5,916	116
1036600	DONATIONS	-	-	-	-	-	5,100	5,100
1036800	CAPITAL LEASE PROCEEDS	19,004	19,462	19,932	20,416	18,000	41,452	23,452
1036900	SUNDRY REVENUES	21,043	24,177	20,920	22,777	-	20,000	20,000
1036910	CASH OVER/SHORT	100	(17)	168	(153)	-	-	-
1036	TOTAL MISCELLANEOUS REVENUE	191,046	639,009	707,739	1,303,497	86,850	190,093	103,243
1038	CONTRIBUTIONS & TRANSFERS							
1038103	TRANS FROM CAPITAL IMPROVEMENT	211,000	860,000	650,000	29,643	2,885,230	2,649,100	(236,130)
1038104	TRANS FROM RAP TAX	81,488	719,343	452,945	416,106	-	-	-
1038121	TRANS FROM PUBLIC WORKS FACILITIES	17,687	17,687	17,687	-	-	-	-
1038710	PRIVATE GRANTS-ECONOMIC DEV	-	15,000	-	-	-	-	-
1038711	PRIVATE GRANTS-ADMINISTRATION	2,000	23,126	11,819	100	-	-	-
1038720	PRIVATE GRANTS-POLICE	-	-	935	480	-	-	-
1038721	PRIVATE GRANTS-FIRE	4,900	-	-	-	-	-	-
1038722	PRIVATE GRANTS-ANIMAL CONTROL	205	25,135	11,005	11,566	-	-	-
1038770	PRIVATE GRANTS-PARKS	3,250	2,500	-	-	-	-	-
1038771	PRIVATE GRANTS-RECREATION	7,701	2,500	-	-	-	-	-
1038773	PRIVATE GRANTS-LIBRARY	24,171	6,526	839	379	-	-	-
1038774	PRIVATE GRANTS-CROSS HOLLOWES	200,000	120,000	200,000	100,000	-	-	-
1038900	FUND BALANCE-APPROPRIATED	-	-	-	-	1,404,016	1,763,186	359,170
1038	TOTAL CONTRIBUTIONS & TRANSFERS	552,402	1,791,818	1,345,230	558,275	4,289,246	4,412,286	123,040
	TOTAL GENERAL FUND REVENUE	31,354,345	34,817,558	35,508,948	35,956,866	35,414,437	37,763,071	2,348,634
GENERAL FUND EXPENDITURES								
1041	ADMINISTRATION							
1041110	SALARIES & WAGES-PERM	794,611	852,586	896,845	950,037	602,009	571,088	(30,921)
1041111	OVERTIME-PERM	17,607	8,684	14,468	21,619	7,500	7,500	-
1041120	SALARIES & WAGES-TEMP	1,573	3,358	49,267	76,844	-	-	-
1041121	OVERTIME-TEMP	-	-	-	8	-	-	-
1041123	SOCIAL SECURITY-TEMP	120	257	4,071	4,088	-	-	-
1041131	SOCIAL SECURITY-PERM	60,755	64,886	67,872	74,448	46,628	44,262	(2,366)
1041132	EMPLOYEE INSURANCE	163,344	166,827	171,437	167,043	74,814	77,014	2,200
1041133	STATE RETIREMENT	138,275	143,327	147,067	150,290	92,605	81,874	(10,731)
1041134	WORKERS COMPENSATION	6,386	5,838	3,712	5,109	7,202	6,584	(618)
1041135	UNEMPLOYMENT INSURANCE	1,151	1,599	1,362	1,507	1,025	478	(547)
1041136	EXECUTIVE PACKAGE	4,800	4,800	4,985	3,877	4,800	4,800	-
1041137	DRUG TESTING	3,884	3,498	3,998	4,291	5,515	5,515	-
1041138	EMPLOYEE HEALTH	1,913	1,330	2,930	1,188	4,754	4,754	-
1041210	SUBSCRIPTIONS & MEMBERSHIPS	26,897	26,681	29,420	31,230	29,000	29,000	-
1041220	PUBLIC NOTICES	431	377	1,400	250	6,000	3,000	(3,000)
1041221	NEWSLETTER	7,825	5,889	9,123	9,761	19,000	-	(19,000)
1041230	TRAVEL & TRAINING	20,876	21,002	23,115	24,802	25,000	27,000	2,000
1041240	OFFICE SUPPLIES & EXPENSE	26,185	30,764	36,948	32,002	8,500	8,500	-
1041252	EQUIPMENT MAINTENANCE	6,252	7,251	5,330	3,071	13,882	13,882	-
1041280	TELEPHONE	7,490	7,794	8,837	9,441	5,700	5,700	-
1041281	INTERNET	-	-	-	-	6,000	6,000	-
1041310	PROF & TECH SERVICES	4,000	840	882	1,740	44,000	44,000	-
1041311	PROF SERVICES-AUDITING	8,100	7,999	14,499	14,499	-	-	-
1041312	COMPUTER & TECH SERVICES	32,531	37,552	30,487	34,829	23,235	24,094	859
1041313	REVERSE 911 SERVICES	12,453	12,453	14,952	14,952	15,000	15,000	-
1041320	BOARDS & COMMISSIONS	116	-	-	-	5,800	5,800	-
1041325	YOUTH CITY COUNCIL	-	3,910	4,985	4,880	5,000	5,000	-
1041330	ELECTIONS	56,922	127	53,923	-	75,000	1,000	(74,000)
1041510	INSURANCE & SURETY BOND	51,569	57,995	80,987	9,921	4,241	4,241	-
1041511	LEGAL CLAIMS	-	-	-	-	1,700	501,700	500,000
1041610	SUNDRY	4,885	7,234	8,362	8,298	7,000	7,000	-
1041611	EMPLOYEE RECOGNITION	626	909	994	1,087	1,500	1,500	-
1041612	SALES TAX	330	375	264	407	300	300	-
1041613	EXECUTIVE DISCRETION	10,680	29,968	23,548	22,768	30,000	33,000	3,000
	TOTAL EXPENDITURES	1,472,588	1,516,109	1,716,069	1,684,286	1,172,710	1,539,586	366,876
1041	TOTAL EXPENDITURES	1,681,874	1,952,949	1,952,786	1,952,086	1,172,710	1,539,586	366,876

**CEDAR CITY CORPORATION
BUDGET**

ACCT #	DESCRIPTION	ACTUAL	ACTUAL	ACTUAL	ACTUAL	ADOPTED	TENTATIVE	Change in Budget from previous yr
		FY21/22	FY22/23	FY23/24	FY24/25	FY25/26	FY 26/27	
1042	FACILITY SERVICES							
1042110	SALARIES & WAGES-PERM	13,771	15,185	16,580	42,748	68,510	74,679	6,169
1042111	OVERTIME-PERMANENT	-	-	-	1,729	-	-	-
1042120	SALARIES & WAGES-TEMP	23,157	25,188	29,506	50,626	113,600	118,710	5,110
1042121	OVERTIME-TEMP	-	-	-	211	-	-	-
1042123	SOCIAL SECURITY-TEMP	1,772	1,906	2,299	3,931	8,690	9,081	391
1042131	SOCIAL SECURITY-PERM	1,016	1,158	1,219	3,286	5,241	5,713	472
1042132	EMPLOYEE INSURANCE	3,182	2,380	2,373	4,366	23,928	23,975	47
1042133	STATE RETIREMENT	2,544	2,729	2,869	4,912	10,941	11,179	238
1042134	WORKERS COMPENSATION	323	165	116	160	993	1,050	57
1042135	UNEMPLOYMENT INSURANCE	287	575	464	575	364	194	(170)
1042251	GAS & OIL	955	892	757	690	3,495	3,495	-
1042252	EQUIPMENT MAINTENANCE	39,335	25,526	38,732	42,451	41,000	41,000	-
1042261	JANITORIAL SUPPLIES	5,084	4,815	6,216	6,810	8,000	75,700	67,700
1042262	BUILDING & GROUND MAINTENANCE	22,649	19,188	18,220	21,281	20,000	20,000	-
1042263	PARKING ASSESSMENT	2,844	3,008	3,008	-	4,300	4,300	-
1042270	UTILITIES	42,047	47,991	51,976	52,433	50,000	50,000	-
1042280	TELEPHONE	598	682	847	863	700	700	-
1042312	COMPUTER & TECH SERVICES	-	-	-	-	1,960	1,013	(947)
1042480	SPECIAL DEPARTMENT SUPPLIES	-	-	-	-	2,500	2,500	-
1042510	INSURANCE & SURETY BOND	12,305	14,101	16,633	12,622	17,626	17,626	-
1042610	SUNDRY	-	-	-	-	500	500	-
1042611	EMPLOYEE RECOGNITION	-	-	-	56	600	600	-
		171,869	165,489	191,814	249,750	382,948	462,015	79,067
1042720	CAP OUTLAY-BUILDINGS	-	-	-	-	-	-	-
1042730	CAP OUTLAY-IMPROVEMENTS	122,612	56,943	65,747	145,442	-	5,000	5,000
1042740	CAP OUTLAY-EQUIPMENT	-	-	17,215	117,691	-	-	-
1042	TOTAL EXPENDITURES	294,482	222,432	274,777	512,883	382,948	467,015	84,067
1043	FINANCE							
1043110	SALARIES & WAGES-PERM	-	-	-	-	562,030	570,040	8,010
1043111	OVERTIME-PERM	-	-	-	-	7,500	7,500	-
1043120	SALARIES & WAGES-TEMP	-	-	-	-	21,080	21,080	-
1043123	SOCIAL SECURITY-TEMP	-	-	-	-	1,613	1,613	-
1043131	SOCIAL SECURITY-PERM	-	-	-	-	43,569	44,182	613
1043132	EMPLOYEE INSURANCE	-	-	-	-	132,225	119,885	(12,340)
1043133	STATE RETIREMENT	-	-	-	-	85,153	83,401	(1,752)
1043134	WORKERS COMPENSATION	-	-	-	-	5,953	5,494	(459)
1043135	UNEMPLOYMENT INSURANCE	-	-	-	-	1,139	578	(561)
1043210	SUBSCRIPTIONS & MEMBERSHIPS	-	-	-	-	3,994	5,000	1,006
1043222	PRINTING & POSTAGE	-	-	-	-	27,000	30,000	3,000
1043230	TRAVEL & TRAINING	-	-	-	-	3,500	6,000	2,500
1043240	OFFICE SUPPLIES & EXPENSE	-	-	-	-	3,500	6,500	3,000
1043280	TELEPHONE	-	-	-	-	4,500	4,500	-
1043310	PROF & TECH SERVICES	-	-	-	-	-	20,000	20,000
1043311	PROF SERVICES-AUDITING	-	-	-	-	14,381	19,776	5,395
1043312	COMPUTER & TECH SERVICES	-	-	-	-	26,485	32,385	5,900
1043510	INSURANCE & SURETY BOND	-	-	-	-	3,178	3,178	-
1043611	EMPLOYEE RECOGNITION	-	-	-	-	1,050	1,050	-
		-	-	-	-	947,850	982,162	34,312
1043740	CAP OUTLAY - EQUIPMENT	-	-	-	-	10,000	-	-
1043	TOTAL EXPENDITURES	-	-	-	-	957,850	982,162	34,312

**CEDAR CITY CORPORATION
BUDGET**

ACCT #	DESCRIPTION	ACTUAL	ACTUAL	ACTUAL	ACTUAL	ADOPTED	TENTATIVE	Change in
		FY21/22	FY22/23	FY23/24	FY24/25	FY25/26	FY 26/27	Budget from previous yr
1044	LEGAL							
1044110	SALARIES & WAGES-PERM	262,854	274,435	267,117	315,459	348,818	342,882	(5,936)
1044111	OVERTIME-PERM	-	-	668	1,462	-	6,000	6,000
1044131	SOCIAL SECURITY-PERM	19,386	20,036	19,269	22,905	26,685	26,690	5
1044132	EMPLOYEE INSURANCE	67,938	62,163	62,789	67,916	72,571	72,479	(92)
1044133	STATE RETIREMENT	48,549	47,235	45,801	52,419	53,390	50,413	(2,977)
1044134	WORKERS COMPENSATION	3,570	3,574	2,089	3,186	4,728	4,528	(200)
1044135	UNEMPLOYMENT INSURANCE	369	503	468	468	698	349	(349)
1044210	SUBSCRIPTIONS & MEMBERSHIPS	7,484	5,661	6,534	7,729	7,300	7,300	-
1044230	TRAVEL & TRAINING	1,957	1,740	735	2,664	3,500	3,500	-
1044240	OFFICE SUPPLIES & EXPENSE	2,467	1,727	2,966	1,066	5,000	5,000	-
1044252	EQUIPMENT MAINTENANCE	-	-	-	-	1,500	1,500	-
1044280	TELEPHONE	1,976	2,087	2,645	2,738	2,600	2,600	-
1044310	PROF & TECH SERVICES	24,000	31,042	59,474	59,500	90,000	80,000	(10,000)
1044312	COMPUTER & TECH SERVICES	1,677	6,834	5,135	6,123	23,799	7,868	(15,931)
1044510	INSURANCE & SURETY BOND	-	-	-	1,825	2,425	2,425	-
1044611	EMPLOYEE RECOGNITION	296	327	385	367	450	450	-
1044620	WITNESS FEES	2,503	1,809	2,552	3,708	5,000	5,000	-
		445,027	459,173	478,624	549,536	648,464	618,984	(29,480)
1044	TOTAL EXPENDITURES	445,027	459,173	478,624	549,536	648,464	618,984	(29,480)
1053	COMMUNITY PROMOTIONS							
1053630	COMMUNITY EVENT PROMOTIONS	745	11,525	1,000	5,318	10,000	10,000	-
1053635	FESTIVAL PROMOTIONS	5,677	4,321	53	1,956	20,740	20,740	-
1053645	CITY IMAGE CAMPAIGN	6,950	104,422	44,700	32,677	40,000	40,000	-
1053661	YOUTH VOLUNTEER CENTER	5,000	5,000	-	-	5,000	5,000	-
1053664	YOUTH FUTURES	-	-	-	15,000	15,000	15,000	-
1053665	CHAMBER CONTRIBUTION	4,000	4,000	5,000	5,000	5,000	5,000	-
1053666	FAMILY SUPPORT CENTER	5,000	10,000	15,000	15,000	15,000	15,000	-
1053667	CARE & SHARE CONTRIBUTION	10,000	10,000	15,000	15,000	15,000	15,000	-
1053668	CANYON CREEK CONTRIBUTION	10,000	10,000	15,000	15,000	15,000	15,000	-
1053669	CHILDREN'S JUSTICE CONTRIBUTION	10,000	10,000	15,000	15,000	15,000	15,000	-
1053670	CHRISTMAS LIGHTS	-	-	-	-	17,000	17,000	-
1053671	MAIN STREET DECORATION SUPPORT	500	789	500	895	3,000	3,000	-
1053680	FIREWORKS	21,388	21,388	21,388	22,359	26,000	26,000	-
		79,260	191,445	132,641	143,205	201,740	201,740	-
1053	TOTAL EXPENDITURES	79,260	191,445	132,641	143,205	201,740	201,740	-
1060	ECONOMIC DEVELOPMENT							
1060110	SALARIES & WAGES-PERM	187,949	231,492	260,641	247,236	257,533	271,587	14,054
1060111	OVERTIME-PERM	37	1,265	5,255	88	1,500	1,500	-
1060120	SALARIES & WAGES-TEMP	-	-	-	1,780	-	10,000	10,000
1060123	SOCIAL SECURITY-TEMP	-	-	-	140	-	765	765
1060131	SOCIAL SECURITY-PERM	13,952	17,274	19,938	20,944	19,816	20,891	1,075
1060132	EMPLOYEE INSURANCE	54,201	62,071	53,269	44,131	43,959	43,636	(323)
1060133	STATE RETIREMENT	33,806	40,442	38,655	41,382	37,942	37,992	50
1060134	WORKERS COMPENSATION	1,572	2,844	1,736	2,239	3,476	3,911	435
1060135	UNEMPLOYMENT INSURANCE	322	471	453	473	518	284	(234)
1060210	SUBSCRIPTIONS & MEMBERSHIPS	47,847	18,810	31,517	25,287	22,650	22,650	-
1060230	TRAVEL & TRAINING	12,418	16,780	12,139	14,878	14,250	14,250	-
1060240	OFFICE SUPPLY & EXPENSE	8,761	4,669	4,048	2,125	6,000	6,000	-
1060241	WEB SITE MAINTENANCE	12,424	17,566	20,899	27,558	27,000	27,000	-
1060242	GRAPHIC DESIGN	2,489	356	4,932	600	9,000	9,000	-
1060251	GAS & OIL	699	769	608	988	2,760	2,760	-
1060252	EQUIPMENT MAINTENANCE	200	139	-	115	1,659	1,659	-
1060253	LEASE & RENT PAYMENTS	-	-	-	-	900	900	-
1060265	BILLBOARD MAINTENANCE	540	-	-	-	600	600	-
1060266	FREEWAY SIGN MAINTENANCE	-	828	540	(270)	3,290	3,290	-
1060270	UTILITIES	1,482	1,326	1,621	1,886	4,200	4,200	-
1060280	TELEPHONE	1,596	1,706	1,813	1,920	1,200	1,200	-
1060310	PROF & TECH SERVICES	-	-	-	203	-	-	-
1060312	COMPUTER & TECH SERVICES	1,675	1,895	2,053	4,076	4,631	55,038	50,407
1060510	INSURANCE & SURETY BONDS	154	155	178	2,018	2,261	2,261	-
1060611	EMPLOYEE RECOGNITION	246	446	1,312	368	450	450	-
1060614	ECONOMIC INCENTIVE OBLIGATIONS	2,452	10,196	8,751	31,090	25,000	25,000	-
1060620	COMMUNITY PROMOTION & RECRUITING	23,813	17,626	47,806	15,568	25,000	25,000	-
		408,636	449,126	518,165	486,823	515,595	591,824	76,229
1060950	STATE GRANT-MAINSTREET PROGRAM	6,064	5,611	22,859	10,693	-	-	-
1060951	STATE GRANT-EDC	-	-	51,689	-	-	-	-
1060970	PRIVATE GRANTS	-	12,109	-	-	-	-	-
		414,700	466,845	592,712	497,517	515,595	591,824	76,229
1060	TOTAL EXPENDITURES	414,700	466,845	592,712	497,517	515,595	591,824	76,229

**CEDAR CITY CORPORATION
BUDGET**

ACCT #	DESCRIPTION	ACTUAL	ACTUAL	ACTUAL	ACTUAL	ADOPTED	TENTATIVE	Change in Budget from previous yr
		FY21/22	FY22/23	FY23/24	FY24/25	FY25/26	FY 26/27	
1070	POLICE DEPARTMENT							
1070110	SALARIES & WAGES-PERM	2,781,438	3,274,257	3,658,016	3,770,935	4,235,821	4,850,856	615,035
1070111	OVERTIME-PERM	184,823	189,238	249,961	233,483	125,000	150,000	25,000
1070120	WAGES-PART TIME & GUARD	38,767	29,258	30,809	60,188	101,816	101,816	-
1070123	SOCIAL SECURITY-TEMP	2,977	2,252	2,380	4,457	7,789	7,789	-
1070131	SOCIAL SECURITY-PERM	220,996	263,183	298,065	304,074	333,603	382,565	48,962
1070132	EMPLOYEE INSURANCE	836,033	867,721	893,115	876,243	1,053,602	1,148,743	95,141
1070133	STATE RETIREMENT	821,681	970,057	1,039,786	1,144,787	1,334,830	1,536,363	201,533
1070134	WORKERS COMPENSATION	43,311	47,833	31,457	42,181	60,391	68,903	8,512
1070135	UNEMPLOYMENT INSURANCE	6,157	10,074	9,650	7,829	8,926	5,103	(3,823)
1070210	SUBSCRIPTIONS & MEMBERSHIPS	4,639	5,078	6,664	5,422	3,895	3,895	-
1070220	PUBLIC NOTICES	104	151	237	258	1,425	1,425	-
1070221	FAMILY LIAISON INITIATIVES	-	-	-	-	2,000	2,000	-
1070222	RECRUITMENT	-	-	-	-	2,000	2,000	-
1070231	TRAVEL & TRAINING-ADMIN	15,394	11,703	16,185	8,267	11,500	16,500	5,000
1070232	TRAVEL & TRAINING-DETECTIVES	7,994	2,232	9,513	9,327	7,500	12,500	5,000
1070233	TRAVEL & TRAINING-PATROL	36,354	35,240	45,148	37,869	55,400	55,400	-
1070234	TRAVEL & TRAINING-TACT TEAM	2,416	1,860	6,400	5,933	4,750	4,750	-
1070235	TRAVEL & TRAINING-K9	3,320	2,806	2,259	1,243	2,000	4,000	2,000
1070240	OFFICE SUPPLY & EXPENSE	9,629	5,825	8,121	6,788	8,410	8,410	-
1070241	K9-EQUIPMENT	2,150	2,832	1,484	937	750	750	-
1070242	PRINTING	4,324	3,199	4,220	2,084	3,800	3,800	-
1070243	TACT TEAM EQUIPMENT	3,699	2,038	1,196	1,666	1,500	1,500	-
1070244	COPY PAPER	945	1,230	737	1,645	1,235	1,235	-
1070245	IN-HOUSE TRAINING	3,660	2,821	1,592	1,262	2,000	2,000	-
1070246	COMPUTER SUPPLIES	1,836	2,451	-	488	2,000	2,000	-
1070251	GAS & OIL	146,538	135,264	136,502	117,393	174,800	174,800	-
1070252	EQUIPMENT MAINTENANCE	41,211	38,878	35,127	31,563	25,000	25,000	-
1070253	MAINTENANCE-TIRES	18,008	11,020	14,939	15,493	20,000	20,000	-
1070254	MAINTENANCE-RADARS	2,070	2,512	3,495	5,922	7,100	7,100	-
1070255	MAINTENANCE-RADIOS	60	14,381	14,424	23,420	14,268	14,268	-
1070280	TELEPHONE	31,596	40,395	43,425	44,640	46,900	46,900	-
1070310	PROF & TECH SERVICES	22,652	22,573	24,104	46,943	47,650	47,650	-
1070311	DISPATCH SERVICE	169,686	281,435	281,435	298,705	299,628	299,628	-
1070312	COMPUTER & TECH SERVICE CONTRACTS	119,443	138,401	189,026	184,282	179,713	524,791	345,078
1070420	WEED ABATEMENT	-	-	-	3,993	5,000	5,000	-
1070450	SPECIAL PUBLIC SAFETY SUPPLIES	18,866	18,600	12,115	14,076	20,000	20,000	-
1070451	UNIFORM MAINTENANCE	5,781	5,306	5,064	3,326	10,000	10,000	-
1070452	FIREARM SUPPLIES	18,832	33,175	18,051	21,154	25,000	25,000	-
1070453	TRAFFIC SUPPLIES	1,421	113	1,100	846	1,330	1,330	-
1070457	MAJOR INVESTIGATION SUPPLIES	210	43	1,516	1,561	950	3,000	2,050
1070458	SMALL TOOLS	4,080	6,392	5,078	6,078	4,327	4,327	-
1070459	MEDIA SUPPLIES	1,350	1,395	123	901	1,425	1,425	-
1070510	INSURANCE & SURETY BOND	13,218	32,211	17,087	49,698	55,542	55,542	-
1070511	LEGAL CLAIMS	38,432	18,754	28,652	61,068	42,011	42,011	-
1070610	SUNDRY	-	-	143	15	190	190	-
1070611	EMPLOYEE RECOGNITION	13,843	11,963	12,993	11,207	10,200	10,200	-
1070612	BIKE PATROL MAINTENANCE	2,739	1,191	1,930	3,287	3,400	3,400	-
1070613	CONFIDENTIAL INFORMANT FEES	-	-	-	-	475	475	-
1070620	UNIFORM PURCHASE	30,370	16,071	23,030	27,354	40,000	40,000	-
1070621	BIKE UNIFORMS	607	729	94	820	855	855	-
1070622	PATCHES & BADGES	2,822	2,624	9,120	3,946	2,125	2,125	-
1070624	BALLISTIC VESTS	13,123	17,040	12,641	33,552	26,000	26,000	-
1070625	CROSSING GUARD SUPPLIES	-	871	-	-	735	735	-
1070640	LIQUOR ENFORCEMENT	77,892	58,840	40,316	42,623	60,000	72,000	12,000
1070641	D.A.R.E. AMERICA PROGRAM	6,147	5,355	9,549	10,861	10,000	10,000	-
		5,833,643	6,648,871	7,258,074	7,592,091	8,506,567	9,868,055	1,361,488
1070700	CAP OUTLAY-NON-CAPITAL ASSETS	-	-	-	113,021	321,180	-	(321,180)
1070730	CAP OUTLAY-IMPROVEMENTS	-	-	-	-	-	-	-
1070740	CAP OUTLAY-EQUIPMENT	63,049	245,442	65,132	43,917	-	77,800	77,800
1070741	CAP OUTLAY-VEHICLES	373,623	273,778	358,751	221,647	675,000	760,000	85,000
1070943	FED GRANT-ICAC	-	8,263	4,693	5,124	12,000	-	(12,000)
1070945	FED GRANT-DRUG FREE COMMUNITY	12,188	-	-	-	-	-	-
1070954	STATE GRANT-FIRST RESPONDER MH	-	3,418	11,986	23,624	-	-	-
1070956	STATE GRANT-MENTAL HEALTH	-	10,604	-	-	-	-	-
1070	TOTAL EXPENDITURES	6,282,503	7,190,376	7,698,635	7,999,424	9,514,747	10,705,855	1,191,108

**CEDAR CITY CORPORATION
BUDGET**

ACCT #	DESCRIPTION	ACTUAL	ACTUAL	ACTUAL	ACTUAL	ADOPTED	TENTATIVE	Change in
		FY21/22	FY22/23	FY23/24	FY24/25	FY25/26	FY 26/27	Budget from previous yr
1073 FIRE DEPARTMENT								
1073110	SALARIES & WAGES-PERM	790,100	851,684	1,009,668	1,009,922	1,174,558	1,378,916	204,358
1073111	OVERTIME-PERM	61,384	35,508	48,586	146,964	55,260	67,298	12,038
1073120	SALARIES & WAGES-TEMP	264,891	411,310	440,250	419,023	675,419	711,919	36,500
1073121	OVERTIME-TEMP	127	59	-	17,305	-	-	-
1073123	SOCIAL SECURITY-TEMP	20,483	31,796	33,883	33,569	51,670	54,462	2,792
1073131	SOCIAL SECURITY-PERM	65,571	68,608	81,113	87,924	94,081	110,635	16,554
1073132	EMPLOYEE INSURANCE	214,239	210,535	211,773	214,137	293,741	310,101	16,360
1073133	STATE RETIREMENT	145,550	155,776	164,532	167,771	211,735	251,684	39,949
1073134	WORKERS COMPENSATION	18,779	21,159	15,240	20,918	33,123	70,769	37,646
1073135	UNEMPLOYMENT INSURANCE	2,239	3,434	3,122	3,741	3,811	2,158	(1,653)
1073138	EMPLOYEE HEALTH	1,048	225	415	1,033	3,000	13,000	10,000
1073210	SUBSCRIPTIONS & MEMBERSHIPS	5,876	11,991	6,380	12,585	12,150	15,630	3,480
1073220	PUBLIC NOTICES	974	-	118	170	200	200	-
1073230	TRAVEL & TRAINING	25,721	28,439	78,686	81,752	22,000	22,000	-
1073240	OFFICE SUPPLIES & EXPENSE	3,728	7,591	4,459	6,839	4,250	4,250	-
1073251	GAS & OIL	40,427	32,432	39,303	38,069	40,048	40,048	-
1073252	EQUIPMENT MAINTENANCE	50,099	69,503	77,205	107,087	33,720	58,720	25,000
1073253	LEASE & RENT PAYMENTS	3,600	-	-	-	3,600	20,750	17,150
1073261	JANITORIAL SUPPLIES	5,008	4,710	3,280	3,408	5,000	5,000	-
1073262	BUILDING & GROUND MAINTENANCE	15,691	17,396	18,804	117,367	15,000	20,750	5,750
1073270	UTILITIES	19,288	26,101	24,472	26,009	24,000	26,000	2,000
1073280	TELEPHONE	11,179	11,501	11,530	15,599	15,675	17,486	1,811
1073310	PROF & TECH SERVICES	2,170	6,621	2,631	9,956	6,650	6,650	-
1073312	COMPUTER & TECH SERVICES	7,237	6,410	6,224	8,090	18,281	28,394	10,113
1073450	SPECIAL PUBLIC SAFETY SUPPLIES	94,591	46,222	140,964	86,086	37,000	37,000	-
1073451	UNIFORM ALLOWANCE	34,333	26,942	28,976	36,304	37,120	37,120	-
1073452	PROTECTIVE CLOTHING	40,228	45,370	45,632	40,100	46,460	46,460	-
1073453	VOLUNTEER INSURANCE	11,383	12,136	15,777	1,300	15,000	16,900	1,900
1073510	INSURANCE & SURETY BONDS	19,986	25,968	30,959	48,178	66,913	69,523	2,610
1073511	LEGAL CLAIMS	13,884	21,905	23,800	29,080	29,080	29,080	-
1073610	SUNDRY	4,705	7,851	13,280	9,574	-	-	-
1073611	EMPLOYEE RECOGNITION	7,869	11,402	8,125	6,432	9,000	9,000	-
		<u>2,002,386</u>	<u>2,218,580</u>	<u>2,589,185</u>	<u>2,806,292</u>	<u>3,037,545</u>	<u>3,481,903</u>	<u>444,358</u>
1073710	CAP OUTLAY-LAND	-	160,270	-	-	-	-	-
1073720	CAP OUTLAY-BUILDINGS	170,033	20,642	374,740	-	-	-	-
1073740	CAP OUTLAY- EQUIPMENT	156,650	177,961	-	83,092	92,050	235,000	142,950
1073741	CAP OUTLAY-VEHICLES	687,284	197,241	225,301	(46)	-	1,075,100	1,075,100
1073950	STATE GRANT-WILDLAND FIRE	13,173	11,672	12,041	13,622	-	-	-
1073952	STATE GRANT-FIREFIGHTER SUPPORT	-	-	5,540	-	-	-	-
1073970	PRIVATE GRANTS	4,900	-	-	-	-	-	-
1073	TOTAL EXPENDITURES	3,034,426	2,786,366	3,206,806	2,902,960	3,129,595	4,792,003	1,662,408
1075 BUILDING DEPARTMENT								
1075110	SALARIES & WAGES-PERM	291,535	270,950	300,155	358,988	377,877	384,867	6,990
1075111	OVERTIME-PERM	-	-	-	1,035	5,000	5,000	-
1075120	SALARIES & WAGES-TEMP	4,500	24,270	53,250	36,353	65,875	65,875	-
1075123	SOCIAL SECURITY-TEMP	344	1,864	4,087	2,788	5,039	5,039	-
1075131	SOCIAL SECURITY-PERM	21,955	20,270	22,470	27,551	29,290	29,826	536
1075132	EMPLOYEE INSURANCE	91,901	77,376	79,928	79,478	99,910	93,890	(6,020)
1075133	STATE RETIREMENT	51,677	48,304	52,309	58,860	58,038	56,029	(2,009)
1075134	WORKERS COMPENSATION	3,055	4,231	2,670	3,672	5,224	5,224	-
1075135	UNEMPLOYMENT INSURANCE	573	755	685	947	898	456	(442)
1075210	SUBSCRIPTIONS & MEMBERSHIPS	751	2,879	504	1,772	2,500	2,500	-
1075230	TRAVEL & TRAINING	1,738	2,626	2,330	3,975	3,400	4,500	1,100
1075240	OFFICE SUPPLIES & EXPENSE	4,778	2,864	3,562	3,737	4,600	6,600	2,000
1075251	GAS & OIL	7,284	6,217	6,530	7,731	5,520	6,000	480
1075252	EQUIPMENT MAINTENANCE	1,560	2,006	706	1,466	3,276	3,276	-
1075280	TELEPHONE	4,482	4,399	4,961	5,689	2,860	5,300	2,440
1075312	COMPUTER & TECH SERVICES	2,795	8,905	9,147	10,491	12,421	13,146	725
1075450	COMPUTER & TECH SERVICE	6,500	-	-	-	-	-	-
1075510	INSURANCE & SURETY BONDS	154	155	178	2,375	3,080	3,080	-
1075610	SUNDRY	235	-	141	417	475	475	-
1075612	BUILDING PERMIT SURCHARGE	15,133	9,339	13,769	14,166	18,000	18,000	-
		<u>510,950</u>	<u>487,407</u>	<u>557,381</u>	<u>621,490</u>	<u>703,283</u>	<u>709,083</u>	<u>5,800</u>
1075741	CAP OUTLAY-VEHICLES	33,405	-	-	-	38,000	-	(38,000)
1075	TOTAL EXPENDITURES	544,355	487,407	557,381	621,490	741,283	709,083	(32,200)

**CEDAR CITY CORPORATION
BUDGET**

ACCT #	DESCRIPTION	ACTUAL	ACTUAL	ACTUAL	ACTUAL	ADOPTED	TENTATIVE	Change in Budget from previous yr
		FY21/22	FY22/23	FY23/24	FY24/25	FY25/26	FY 26/27	
1076	ANIMAL CONTROL							
1076110	SALARIES & WAGES-PERM	40,157	43,410	48,516	41,018	53,526	58,346	4,820
1076111	OVERTIME-PERM	2,601	3,078	2,662	1,758	3,575	3,575	-
1076120	SALARIES & WAGES-TEMP	60,742	72,452	85,513	111,250	119,102	119,102	-
1076123	SOCIAL SECURITY-TEMP	4,648	5,543	6,562	7,738	9,111	1,727	(7,384)
1076121	OVERTIME-TEMP	-	-	-	274	-	-	-
1076131	SOCIAL SECURITY-PERM	3,171	3,456	3,816	3,966	4,369	4,737	368
1076132	EMPLOYEE INSURANCE	22,422	22,399	23,283	24,137	23,883	23,922	39
1076133	STATE RETIREMENT	7,133	7,525	8,003	8,170	8,166	8,255	89
1076134	WORKERS COMPENSATION	601	671	471	639	776	820	44
1076135	UNEMPLOYMENT INSURANCE	224	427	365	440	352	181	(171)
1076220	PUBLIC NOTICES	114	424	-	210	1,100	1,100	-
1076230	TRAVEL & TRAINING	224	557	2,336	2,691	3,500	3,500	-
1076240	OFFICE SUPPLIES & EXPENSE	1,326	2,848	2,923	2,532	2,665	2,665	-
1076251	GAS & OIL	8,477	7,040	6,734	6,565	8,625	8,625	-
1076252	EQUIPMENT MAINTENANCE	1,568	447	1,499	360	1,900	1,900	-
1076253	STERILIZATION	279	261	258	-	1,000	1,000	-
1076261	JANITORIAL SUPPLIES	4,409	6,220	7,942	5,901	8,200	-	(8,200)
1076262	BUILDING & GROUND MAINTENANCE	6,094	9,750	4,215	4,452	3,700	3,700	-
1076270	UTILITIES	10,945	15,013	15,243	11,266	14,500	14,500	-
1076280	TELEPHONE	2,560	2,645	2,537	2,909	2,300	2,300	-
1076310	PROF & TECH SERVICES	-	80	-	160	965	965	-
1076312	COMPUTER & TECH SERVICES	1,864	2,036	1,023	642	1,507	2,579	1,072
1076450	ANIMAL SHELTER FOOD SUPPLIES	17,295	32,479	34,672	38,173	34,500	36,500	2,000
1076510	INSURANCE & SURETY BONDS	922	971	1,127	3,564	4,794	4,794	-
1076620	UNIFORM PURCHASE	1,298	1,956	1,933	430	3,425	3,425	-
		199,071	241,690	261,633	279,244	315,541	308,218	(7,323)
1076720	CAP OUTLAY-BUILDINGS	-	-	-	-	-	-	-
1076730	CAP OUTLAY-IMPROVEMENTS	-	-	-	-	-	10,000	-
1076740	CAP OUTLAY-EQUIPMENT	-	-	-	-	-	-	-
1076741	CAP OUTLAY-VEHICLES	-	51,353	-	593	-	-	-
1076	TOTAL EXPENDITURES	199,071	293,042	261,633	279,837	315,541	318,218	(7,323)
1077	PUBLIC WORKS ADMINISTRATION							
1077110	SALARIES & WAGES-PERM	154,590	174,845	179,370	189,163	197,892	217,392	19,500
1077131	SOCIAL SECURITY-PERM	12,365	13,979	14,313	15,023	15,138	16,630	1,492
1077132	EMPLOYEE INSURANCE	17,591	16,896	17,886	17,601	18,403	17,144	(1,259)
1077133	STATE RETIREMENT	23,253	26,573	30,307	31,591	31,135	32,297	1,162
1077134	WORKERS COMPENSATION	1,762	1,885	1,167	1,597	2,604	2,705	101
1077135	UNEMPLOYMENT INSURANCE	247	339	265	248	396	217	(179)
1077210	SUBSCRIPTIONS & MEMBERSHIPS	-	896	-	-	500	500	-
1077230	TRAVEL & TRAINING	365	170	462	1,907	2,000	2,000	-
1077240	OFFICE SUPPLIES & EXPENSE	1,401	2,063	2,419	2,353	3,000	3,000	-
1077251	GAS & OIL	5,501	-	-	-	1,380	1,380	-
1077252	EQUIPMENT MAINTENANCE	1,587	1,802	1,335	303	2,000	2,000	-
1077280	TELEPHONE	2,041	2,090	2,387	2,660	1,000	1,000	-
1077300	ADMINISTRATION FEE	126,404	130,093	137,834	94,792	120,692	120,812	120
1077312	COMPUTER & TECH SERVICES	2,473	1,539	3,302	4,158	4,338	7,454	3,116
1077510	INSURANCE & SURETY BONDS	-	-	53	1,293	1,560	1,560	-
1077610	SUNDRY	123	105	173	141	500	500	-
1077611	EMPLOYEE RECOGNITION	610	10	664	726	800	800	-
		350,314	373,285	391,938	363,555	403,338	427,391	24,053
1077	TOTAL EXPENDITURES	350,314	373,285	391,938	363,555	403,338	427,391	24,053

**CEDAR CITY CORPORATION
BUDGET**

ACCT #	DESCRIPTION	ACTUAL	ACTUAL	ACTUAL	ACTUAL	ADOPTED	TENTATIVE	Change in
		FY21/22	FY22/23	FY23/24	FY24/25	FY25/26	FY 26/27	Budget from previous yr
1078	FLEET AND WAREHOUSE							
1078110	SALARIES & WAGES-PERM	286,406	316,656	344,106	370,297	394,586	431,148	36,562
1078111	OVERTIME-PERM	92	1,327	666	465	1,000	1,000	-
1078131	SOCIAL SECURITY-PERM	21,855	24,244	25,854	27,860	30,262	33,060	2,798
1078132	EMPLOYEE INSURANCE	80,167	73,049	83,064	89,891	91,596	91,678	82
1078133	STATE RETIREMENT	51,227	55,267	58,171	61,331	61,879	64,010	2,131
1078134	WORKERS COMPENSATION	4,636	3,685	3,017	4,151	5,721	6,209	488
1078135	UNEMPLOYMENT INSURANCE	548	809	682	767	791	432	(359)
1078210	SUBSCRIPTIONS & MEMBERSHIPS	6,113	6,863	409	11,995	6,000	11,000	5,000
1078230	TRAVEL & TRAINING	463	70	107	1,967	2,500	2,500	-
1078240	OFFICE SUPPLIES & EXPENSE	114	702	983	509	1,500	1,500	-
1078251	GAS & OIL	1,377	992	1,080	1,918	2,530	2,445	(85)
1078252	EQUIPMENT MAINTENANCE	1,183	3,043	1,354	882	4,288	4,288	-
1078280	TELEPHONE	3,010	3,085	3,141	3,236	3,000	3,000	-
1078312	COMPUTER & TECH SERVICES	2,592	3,560	935	2,388	6,206	13,063	6,857
1078451	UNIFORMS	1,500	1,798	1,480	1,560	2,500	2,500	-
1078480	SPECIAL DEPARTMENT SUPPLIES	20,172	19,949	21,664	15,874	20,000	20,000	-
1078510	INSURANCE & SURETY BONDS	775	911	1,027	1,932	2,462	2,462	-
1078610	SUNDRY	138	179	60	-	500	500	-
1078611	EMPLOYEE RECOGNITION	703	654	565	286	750	750	-
		483,071	516,842	548,365	597,310	638,071	691,545	53,474
1078740	CAP OUTLAY-EQUIPMENT	-	-	6,817	-	15,000	-	(15,000)
1078930	INVENTORY	(30,188)	68,480	(19,369)	16,760	-	-	-
1078	TOTAL EXPENDITURES	452,883	585,322	535,814	614,070	653,071	691,545	38,474
1079	STREETS & HIGHWAYS							
1079110	SALARIES & WAGES-PERM	550,177	590,461	680,319	700,671	708,898	759,005	50,107
1079111	OVERTIME-PERM	4,727	8,954	1,440	4,428	19,000	19,000	-
1079120	SALARIES & WAGES-TEMP	11,620	14,828	-	12,548	41,844	41,844	-
1079121	OVERTIME-TEMP	228	41	-	394	2,000	2,000	-
1079123	SOCIAL SECURITY-TEMP	906	1,141	-	990	3,354	3,354	-
1079131	SOCIAL SECURITY-PERM	42,784	47,309	54,245	54,160	55,685	59,518	3,833
1079132	EMPLOYEE INSURANCE	155,231	150,282	166,640	186,933	187,601	179,565	(8,036)
1079133	STATE RETIREMENT	95,667	100,276	107,211	110,531	111,590	113,763	2,173
1079134	WORKERS COMPENSATION	10,791	14,045	7,656	9,287	11,342	12,448	1,106
1079135	UNEMPLOYMENT INSURANCE	1,200	2,157	1,889	1,858	1,544	822	(722)
1079230	TRAVEL & TRAINING	-	1,140	1,780	686	6,000	6,000	-
1079240	OFFICE SUPPLIES & EXPENSE	510	1,284	1,430	777	2,100	2,100	-
1079251	GAS & OIL	144,373	171,073	164,444	103,664	166,750	166,750	-
1079252	EQUIPMENT MAINTENANCE	171,751	134,020	188,207	161,645	145,500	145,500	-
1079253	LEASE & RENT PAYMENTS	8,900	10,119	10,500	10,500	10,500	10,500	-
1079260	MAINTENANCE-STREET LIGHTS	145,706	134,698	136,811	142,460	125,000	125,000	-
1079261	MAINTENANCE-TRAFFIC LIGHTS	-	-	46,575	41,952	65,000	65,000	-
1079263	MAINTENANCE-STREETS	154,429	175,685	197,686	107,387	185,000	185,000	-
1079264	MAINTENANCE-SIDEWALKS	105,941	79,919	143,991	164,056	165,000	165,000	-
1079265	MAINTENANCE-RAILROAD	32,071	50,472	25,538	114,121	51,000	51,000	-
1079266	MAINTENANCE-STRIPING	49,113	66,343	87,544	77,260	101,000	101,000	-
1079267	MAINTENANCE-SNOW REMOVAL	25,760	65,498	17,465	2,461	48,000	48,000	-
1079268	MAINTENANCE-CRACK SEALING	63,129	75,286	81,082	99,522	81,000	81,000	-
1079269	MAINTENANCE-CHIP SEALING	1,308,528	1,325,662	1,662,191	1,375,013	1,568,000	1,568,000	-
1079271	UTILITIES-STREET LIGHTING	52,755	58,284	56,764	64,084	89,000	89,000	-
1079272	UTILITIES-RAILROAD ROAD CROSSING	753	837	734	950	800	800	-
1079280	TELEPHONE	3,064	3,112	2,630	2,720	2,400	2,400	-
1079312	COMPUTER & TECH SERVICES	3,443	1,389	2,461	2,876	9,089	14,307	5,218
1079313	ROAD BREAK REPAIRS	-	-	-	-	1,200	1,200	-
1079410	SPECIAL DEPARTMENT SUPPLIES	17,674	17,282	21,703	11,572	18,100	18,100	-
1079420	WEED ABATEMENT	7,349	11,307	12,171	31,767	12,000	12,000	-
1079451	UNIFORM SERVICE	4,188	5,311	4,907	2,352	4,800	5,300	500
1079510	INSURANCE & SURETY BONDS	8,544	10,386	11,491	59,265	57,275	57,275	-
1079511	LEGAL CLAIMS	11,090	23,036	7,634	10,881	4,346	4,346	-
1079610	SUNDRY	912	-	1,391	671	1,500	1,500	-
1079611	EMPLOYEE RECOGNITION	991	1,684	1,097	2,029	1,650	1,650	-
		3,194,308	3,353,322	3,907,625	3,672,487	4,064,868	4,119,047	54,179
1079730	CAP OUTLAY- IMPROVEMENTS	175,908	600,616	25,942	-	-	1,350,000	1,350,000
1079731	CAP OUTLAY-100 EAST	-	-	14,878	253,557	1,350,000	-	(1,350,000)
1079732	CAP OUTLAY-SIGNAL LIGHTS	-	324,816	432,580	-	-	-	-
1079734	CAP OUTLAY-800 WEST	-	-	-	-	1,427,000	-	(1,427,000)
1079736	CAP OUTLAY-CODY STREET IMPROVE	-	-	-	557,868	-	-	-
1079738	CAP OUTLAY-STORMWATER	459,259	2,272,587	1,383,171	-	-	-	-
1079740	CAP OUTLAY-EQUIPMENT	177,000	977,647	267,580	-	-	10,153	10,153
1079741	CAP OUTLAY-VEHICLES	1,568	178,300	180,272	184,943	384,000	754,362	370,362
1079742	CAP OUTLAY-STREETS	-	-	-	-	-	500,000	-
1075930	SHOP CHARGES	129	-	-	-	-	-	-
1079950	STATE GRANT-SIDEWALKS	-	-	-	2,842	-	-	-
1079	TOTAL EXPENDITURES	4,008,171	7,707,288	6,212,048	4,671,696	7,225,868	6,733,562	(992,306)

**CEDAR CITY CORPORATION
BUDGET**

ACCT #	DESCRIPTION	ACTUAL	ACTUAL	ACTUAL	ACTUAL	ADOPTED	TENTATIVE	Change in
		FY21/22	FY22/23	FY23/24	FY24/25	FY25/26	FY 26/27	Budget from previous yr
1081	CITY ENGINEER							
1081110	SALARIES & WAGES-PERM	586,978	603,825	693,990	965,777	1,064,932	1,251,278	186,346
1081111	OVERTIME-PERM	3,338	1,664	1,903	2,224	3,000	3,000	-
1081120	SALARIES & WAGES-TEMP	5,956	18,537	9,823	-	4,062	4,062	-
1081123	SOCIAL SECURITY-TEMP	456	1,418	751	-	311	311	-
1081131	SOCIAL SECURITY-PERM	43,377	45,233	51,966	72,365	81,698	95,953	14,255
1081132	EMPLOYEE INSURANCE	142,859	143,970	147,218	187,171	203,107	248,439	45,332
1081133	STATE RETIREMENT	98,429	101,438	112,696	155,481	162,677	181,333	18,656
1081134	WORKERS COMPENSATION	8,905	9,042	5,784	10,639	15,138	17,699	2,561
1081135	UNEMPLOYMENT INSURANCE	983	1,396	1,167	1,556	2,144	1,258	(886)
1081210	SUBSCRIPTIONS & MEMBERSHIPS	710	843	640	1,593	1,300	2,000	700
1081220	PUBLIC NOTICES	987	1,482	2,250	302	1,400	1,000	(400)
1081230	TRAVEL & TRAINING	3,757	3,516	2,519	4,990	4,700	5,000	300
1081240	OFFICE SUPPLIES & EXPENSE	19,156	13,566	17,532	13,134	18,400	18,400	-
1081245	STREET LIGHT CONNECTION	-	-	-	-	-	-	-
1081251	GAS & OIL	2,866	3,051	2,804	4,138	7,500	12,225	4,725
1081252	EQUIPMENT MAINTENANCE	7,788	3,370	2,217	3,000	9,500	9,500	-
1081280	TELEPHONE	4,651	5,173	6,749	10,749	6,000	6,000	-
1081310	PROF & TECH SERVICES	39,982	28,230	3,050	11,616	60,000	10,000	(50,000)
1081312	COMPUTER & TECH SERVICES	4,207	4,753	4,641	13,539	12,634	93,962	81,328
1081480	SPECIAL DEPARTMENT SUPPLIES	220	972	765	537	357	1,160	-
1081510	INSURANCE & SURETY BONDS	154	155	178	4,449	6,744	6,744	-
1081611	EMPLOYEE RECOGNITION	1,216	352	827	800	1,500	1,500	-
		976,977	991,990	1,069,470	1,463,880	1,667,907	1,970,824	302,917
1081730	CAP OUTLAY-IMPROVEMENTS	-	-	6,845	25,268	-	-	-
1081740	CAP OUTLAY-EQUIPMENT	-	-	-	-	5,000	48,000	43,000
1081741	CAP OUTLAY-VEHICLES	-	-	-	156,463	-	-	-
1081	TOTAL EXPENDITURES	976,977	991,990	1,076,315	1,645,610	1,672,907	2,018,824	345,917
1083	PARKS & CEMETERY							
1083110	SALARIES & WAGES-PERM	419,041	470,618	526,028	591,383	601,324	689,519	88,195
1083111	OVERTIME-PERM	10,294	12,095	10,219	12,116	8,200	8,200	-
1083120	SALARIES & WAGES-TEMP	203,756	218,233	308,274	262,640	326,740	290,740	(36,000)
1083121	OVERTIME-TEMP	19,305	16,047	25,310	19,718	4,200	4,200	-
1083123	SOCIAL SECURITY-TEMP	16,625	16,871	25,558	21,567	25,317	22,563	(2,754)
1083131	SOCIAL SECURITY-PERM	33,054	37,793	40,629	45,647	46,628	53,375	6,747
1083132	EMPLOYEE INSURANCE	127,299	131,032	138,957	147,454	155,336	162,063	6,727
1083133	STATE RETIREMENT	71,886	79,028	85,028	92,832	91,509	100,946	9,437
1083134	WORKERS COMPENSATION	6,771	7,455	4,510	6,539	8,719	9,715	996
1083135	UNEMPLOYMENT INSURANCE	1,485	2,648	2,543	2,512	1,881	993	(888)
1083210	SUBSCRIPTIONS & MEMBERSHIPS	180	-	91	700	350	350	-
1083230	TRAVEL & TRAINING	2,659	984	325	3,878	2,500	2,500	-
1083240	OFFICE SUPPLIES & EXPENSE	1,019	1,421	1,064	79	4,217	4,217	-
1083251	GAS & OIL	37,775	44,095	36,334	36,166	46,805	78,240	31,435
1083252	EQUIPMENT MAINTENANCE	33,555	38,607	36,707	25,679	32,400	32,400	-
1083253	LEASE & RENT PAYMENTS	-	3,900	102	-	5,000	5,000	-
1083261	JANITORIAL SUPPLIES	24,775	26,953	27,402	27,605	28,500	28,500	-
1083262	BUILDING & GROUND MAINTENANCE	97,238	110,932	104,959	103,474	100,500	100,500	-
1083270	UTILITIES	33,671	30,994	30,037	32,985	37,000	37,000	-
1083271	UTILITIES-WATER	48,455	48,455	67,830	-	67,830	67,830	-
1083272	UTILITIES-SEWER	17,073	17,073	20,300	-	20,300	20,300	-
1083273	UTILITIES-STORM DRAIN	13,592	13,592	27,184	-	27,184	27,184	-
1083274	UTILITIES-SOLID WASTE	1,080	1,080	1,800	-	1,800	1,800	-
1083280	TELEPHONE	4,756	5,087	5,018	5,688	4,500	4,500	-
1083312	COMPUTER & TECH SERVICES	3,927	3,951	3,832	7,082	9,249	10,942	1,693
1083451	UNIFORM SERVICE	5,140	3,908	5,863	6,040	6,000	6,000	-
1083480	SPECIAL DEPARTMENT SUPPLIES	32,391	61,920	64,304	67,928	64,500	64,500	-
1083481	L. PERRY LEGACY EXPENDITURES	-	450	450	460	450	450	-
1083482	URBAN FORESTRY PROGRAM	12,295	16,935	23,983	27,279	15,000	25,000	10,000
1083510	INSURANCE & SURETY BONDS	4,421	5,023	5,917	14,244	16,415	16,415	-
1083511	LEGAL CLAIMS	14,990	14,990	-	-	9,624	9,624	-
		1,298,508	1,442,170	1,630,559	1,561,695	1,769,978	1,885,566	115,588
1083710	CAP OUTLAY-LAND	-	744,110	-	5,900	-	-	-
1083730	CAP OUTLAY-IMPROVEMENTS	-	15,926	-	64	-	-	-
1083731	CAP OUTLAY-IRON WEST COMPLEX	-	-	-	92,739	-	-	-
1083732	CAP OUTLAY-CEMETERY	13,430	83,698	591,717	455,114	400,000	525,000	125,000
1083734	CAP OUTLAY-BALL PARK IMPROVEMENTS	19,080	255,654	216,850	5,373	-	-	-
1083740	CAP OUTLAY-EQUIPMENT	26,178	37,907	40,548	112,584	188,000	54,000	(134,000)
1083741	CAP OUTLAY-VEHICLES	-	-	-	-	55,000	-	(55,000)
1083742	CAP OUTLAY-FIDDLERS CANYON	-	-	-	2,578	700,000	-	(700,000)
1083790	CAP OUTLAY-RAP TAX	68,950	700,563	369,120	279,884	-	-	-
1083952	STATE GRANT-TRAIL	-	-	-	1,074	-	-	-
1083970	PRIVATE GRANTS	-	-	-	(4,735)	-	-	-
1083	TOTAL EXPENDITURES	1,426,147	3,280,028	2,848,793	2,512,269	3,112,978	2,464,566	(648,412)

**CEDAR CITY CORPORATION
BUDGET**

ACCT #	DESCRIPTION	ACTUAL FY21/22	ACTUAL FY22/23	ACTUAL FY23/24	ACTUAL FY24/25	ADOPTED FY25/26	TENTATIVE FY 26/27	Change in Budget from previous yr
1084	RECREATION							
1084110	SALARIES & WAGES-PERM	54,778	59,035	51,936	55,059	57,299	62,459	5,160
1084111	OVERTIME-PERM	2,439	1,692	-	-	100	100	-
1084120	SALARIES & WAGES-TEMP	57,157	55,704	96,695	103,682	85,901	95,901	10,000
1084123	SOCIAL SECURITY-TEMP	4,426	4,257	7,474	7,932	6,572	7,337	765
1084131	SOCIAL SECURITY-PERM	3,945	5,051	4,612	4,798	4,391	4,785	394
1084132	EMPLOYEE INSURANCE	22,494	11,411	10,139	9,784	9,834	9,868	34
1084133	STATE RETIREMENT	9,550	7,797	8,105	8,405	8,611	9,065	454
1084134	WORKERS COMPENSATION	793	343	464	639	831	878	47
1084135	UNEMPLOYMENT INSURANCE	237	457	440	475	287	158	(129)
1084210	SUBSCRIPTIONS & MEMBERSHIPS	-	-	60	83	1,000	1,000	-
1084220	ADVERTISING	6,398	4,649	5,150	4,914	5,500	5,500	-
1084230	TRAVEL & TRAINING	1,072	884	1,398	1,481	2,000	2,000	-
1084240	OFFICE SUPPLIES & EXPENSE	204	427	300	565	500	500	-
1084251	GAS & OIL	2,764	2,568	542	489	3,565	3,565	-
1084252	EQUIPMENT MAINTENANCE	363	2,497	2,437	1,106	2,800	2,800	-
1084262	BUILDING & GROUND MAINTENANCE	154	-	-	443	1,000	1,000	-
1084264	BUILDING RENTAL	17,460	18,123	20,560	23,201	27,250	27,250	-
1084280	TELEPHONE	746	732	859	908	3,500	3,500	-
1084312	COMPUTER & TECH SERVICES	1,558	481	468	3,204	1,007	1,067	60
1084480	SPECIAL DEPARTMENT SUPPLIES	38,463	22,637	50,098	37,346	38,940	38,940	-
1084510	INSURANCE & SURETY BONDS	154	155	178	1,081	1,271	1,271	-
1084511	LEGAL CLAIMS	-	-	-	-	4,500	4,500	-
1084612	LEISURE SERVICE PROGRAMS	11,032	4,780	12,540	11,286	10,000	10,000	-
		236,187	203,679	274,456	276,881	276,659	293,444	16,785
1084740	CAP OUTLAY- EQUIPMENT	-	11,200	-	-	-	-	-
1084	TOTAL EXPENDITURES	236,187	214,879	274,456	276,881	276,659	293,444	16,785
1085	LEISURE SERVICES							
1085110	SALARIES & WAGES-PERM	124,470	137,228	146,263	148,105	153,017	167,986	14,969
1085111	OVERTIME-PERM	-	-	478	40	-	-	-
1085123	SOCIAL SECURITY-TEMP	-	-	-	138	-	-	-
1085131	SOCIAL SECURITY-PERM	8,750	9,789	11,237	11,011	11,706	12,851	1,145
1085132	EMPLOYEE INSURANCE	39,441	39,427	38,581	48,581	47,991	48,062	71
1085133	STATE RETIREMENT	21,596	23,130	23,157	22,611	22,952	24,341	1,389
1085134	WORKERS COMPENSATION	1,277	1,356	811	1,118	1,960	2,025	65
1085135	UNEMPLOYMENT INSURANCE	214	323	280	289	306	168	(138)
1085210	SUBSCRIPTIONS & MEMBERSHIPS	-	500	1,160	1,740	1,000	1,000	-
1085220	ADVERTISING	-	722	1,252	1,647	1,000	1,000	-
1085222	EVENT RECRUITMENT	-	-	-	621	-	-	-
1085223	RUNNERS SERIES	-	-	-	(330)	-	-	-
1085230	TRAVEL & TRAINING	165	1,277	295	510	2,000	2,000	-
1085240	OFFICE SUPPLIES & EXPENSE	1,711	1,473	781	486	1,627	1,627	-
1085251	GAS & OIL	-	491	2,069	1,789	3,000	3,000	-
1085252	EQUIPMENT MAINTENANCE	-	29	311	29	-	-	-
1085280	TELEPHONE	808	1,114	1,173	1,210	2,290	2,290	-
1085312	COMPUTER & TECH SERVICES	1,118	962	1,030	3,147	2,014	4,935	2,921
1085480	SPECIAL DEPARTMENT SUPPLIES	-	2,685	-	-	-	-	-
1085510	INSURANCE & SURETY BONDS	1,400	1,583	1,863	1,032	1,117	1,117	-
1085611	EMPLOYEE RECOGNITION	2,562	2,424	1,361	2,865	2,850	2,850	-
		203,514	224,513	232,102	246,637	254,830	275,252	20,422
1085	TOTAL EXPENDITURES	203,514	224,513	232,102	246,637	254,830	275,252	20,422

**CEDAR CITY CORPORATION
BUDGET**

ACCT #	DESCRIPTION	ACTUAL	ACTUAL	ACTUAL	ACTUAL	ADOPTED	TENTATIVE	Change in
		FY21/22	FY22/23	FY23/24	FY24/25	FY25/26	FY 26/27	Budget from previous yr
1087	LIBRARY							
1087110	SALARIES & WAGES-PERM	240,288	265,379	297,120	297,310	308,383	294,490	(13,893)
1087111	OVERTIME-PERM	-	-	-	14	-	-	-
1087120	SALARIES & WAGES-TEMP	135,791	150,813	165,095	185,300	224,502	220,000	(4,502)
1087121	OVERTIME-TEMP	-	-	-	119	-	-	-
1087123	SOCIAL SECURITY-TEMP	13,702	15,136	16,588	18,499	17,174	16,830	(344)
1087131	SOCIAL SECURITY-PERM	14,743	16,444	19,065	18,691	23,592	22,528	(1,064)
1087132	EMPLOYEE INSURANCE	42,617	42,602	35,182	35,202	52,848	61,003	8,155
1087133	STATE RETIREMENT	43,613	46,867	50,568	50,568	48,199	42,349	(5,850)
1087134	WORKERS COMPENSATION	1,616	1,720	1,042	1,437	3,485	2,989	(496)
1087135	UNEMPLOYMENT INSURANCE	731	1,160	974	1,064	1,066	514	(552)
1087210	SUBSCRIPTIONS & MEMBERSHIPS	803	481	604	240	1,000	1,000	-
1087220	PUBLIC NOTICES	47	-	-	-	550	550	-
1087230	TRAVEL & TRAINING	1,950	2,221	2,958	2,912	6,000	6,000	-
1087240	OFFICE SUPPLIES & EXPENSE	11,606	12,008	13,481	15,580	17,805	20,000	2,195
1087252	EQUIPMENT MAINTENANCE	2,693	3,866	622	4,457	6,000	6,000	-
1087261	JANITORIAL SUPPLIES	8,392	5,944	5,790	7,108	9,500	-	(9,500)
1087262	BUILDING & GROUND MAINTENANCE	10,405	15,916	12,220	15,420	18,000	20,000	2,000
1087270	UTILITIES	33,707	52,235	52,214	48,674	45,000	45,000	-
1087280	TELEPHONE	1,496	1,960	2,085	2,239	4,500	4,500	-
1087312	COMPUTER & TECH SERVICE CONTRACTS	35,420	32,175	34,969	35,418	39,335	66,307	26,972
1087313	GUEST SPEAKER PROGRAM	1,713	2,202	2,568	2,791	5,000	4,500	(500)
1087480	SPECIAL DEPARTMENT SUPPLIES	6,485	2,867	2,125	3,415	3,500	3,500	-
1087481	BOOKS-GENERAL COLLECTION	29,960	32,083	36,228	37,042	44,000	44,000	-
1087482	BOOKS-YOUNG ADULT	17,505	21,853	23,610	22,812	25,000	25,000	-
1087483	BOOKS-CHILDREN	28,682	31,491	32,177	31,593	37,000	37,000	-
1087485	PERIODICALS	2,962	2,149	962	2,284	2,000	2,500	500
1087487	ELECTRONIC SUBSCRIPTIONS	1,460	4,511	3,112	-	4,000	3,500	(500)
1087510	INSURANCE & SURETY BOND	9,191	10,532	12,425	12,022	16,312	16,312	-
1087611	EMPLOYEE RECOGNITION	308	301	496	335	600	600	-
		697,884	774,916	824,280	852,547	964,351	966,972	2,621
1087740	CAP OUTLAY-EQUIPMENT	9,790	5,702	7,005	16,165	19,000	30,250	11,250
1087954	STATE GRANT-DCC PUBLIC LIBRARY GRANT	35,247	10,000	15,809	6,900	-	-	-
1087970	PRIVATE GRANTS	9,058	8,436	210	-	-	-	-
1087	TOTAL EXPENDITURES	751,979	799,054	847,304	875,611	983,351	997,222	13,871
1090	CROSS HOLLOWES EVENT CENTER							
1090110	SALARIES & WAGES-PERM	83,592	75,123	126,232	136,960	141,573	212,200	70,627
1090111	OVERTIME-PERM	7,859	11,864	2,545	2,319	2,000	2,000	-
1090120	SALARIES & WAGES-TEMP	36,364	59,093	55,455	56,078	60,921	60,921	-
1090121	OVERTIME-TEMP	872	1,020	602	1,242	3,000	3,000	-
1090123	SOCIAL SECURITY-TEMP	2,849	4,599	4,300	4,385	4,890	4,890	-
1090131	SOCIAL SECURITY-PERM	6,956	6,575	9,688	10,547	10,984	16,386	5,402
1090132	EMPLOYEE INSURANCE	23,276	22,465	31,959	31,862	33,563	57,455	23,892
1090133	STATE RETIREMENT	15,671	15,632	21,436	22,988	22,440	31,513	9,073
1090134	WORKERS COMPENSATION	1,131	1,212	1,149	1,597	2,053	3,023	970
1090135	UNEMPLOYMENT INSURANCE	265	389	388	486	415	278	(137)
1090251	GAS & OIL	6,699	11,996	11,607	12,601	5,520	20,000	14,480
1090252	EQUIPMENT MAINTENANCE	6,105	10,369	9,617	9,772	7,000	12,000	5,000
1090253	LEASE & RENT PAYMENTS	-	-	10,260	10,260	10,260	10,260	-
1090262	BUILDING & GROUND MAINTENANCE	22,368	25,434	68,792	28,385	25,368	25,368	-
1090270	UTILITIES	15,327	22,071	27,930	35,664	19,000	19,000	-
1090280	TELEPHONE	1,248	1,258	1,695	1,734	1,300	1,300	-
1090312	COMPUTER & TECH SERVICE	1,303	725	1,011	2,145	1,571	4,116	2,545
1090480	SPECIAL DEPARTMENT SUPPLIES	15,689	15,812	9,137	10,843	15,824	15,824	-
1090510	INSURANCE & SURETY BONDS	3,138	3,596	4,421	4,685	6,342	6,342	-
		250,710	289,231	398,223	384,555	374,024	505,876	131,852
1090730	CAP OUTLAY-IMPROVEMENTS	70,000	-	-	10,771	-	-	-
1090740	CAP OUTLAY-EQUIPMENT	-	149,050	352,976	1,753	-	71,486	71,486
1090790	CAP OUTLAY-RAP TAX FUNDS	-	25,476	51,251	136,222	-	-	-
1090970	PRIVATE GRANTS	19,611	-	-	598,460	-	-	-
1090	TOTAL EXPENDITURES	340,321	463,757	802,449	1,131,761	374,024	577,362	203,338

**CEDAR CITY CORPORATION
BUDGET**

ACCT #	DESCRIPTION	ACTUAL FY21/22	ACTUAL FY22/23	ACTUAL FY23/24	ACTUAL FY24/25	ADOPTED FY25/26	TENTATIVE FY 26/27	Change in Budget from previous yr
1092	HERITAGE CENTER / FESTIVAL HALL							
1092110	SALARIES & WAGES-PERM	103,767	114,649	167,012	179,786	187,675	192,512	4,837
1092111	OVERTIME-PERM	1,214	1,927	648	645	2,000	2,750	750
1092120	SALARIES & WAGES-TEMP	76,693	103,088	121,107	131,649	148,950	148,950	-
1092121	OVERTIME-TEMP	7,271	2,998	4,871	4,358	2,750	3,500	750
1092123	SOCIAL SECURITY-TEMP	6,423	8,146	9,672	10,443	11,605	11,663	58
1092131	SOCIAL SECURITY-PERM	7,197	8,408	11,827	12,873	14,510	14,938	428
1092132	EMPLOYEE INSURANCE	36,111	31,567	41,360	43,018	43,038	28,434	(14,604)
1092133	STATE RETIREMENT	18,596	20,101	27,445	29,060	29,280	28,755	(525)
1092134	WORKERS COMPENSATION	1,600	1,833	1,373	2,076	2,721	2,707	(14)
1092135	UNEMPLOYMENT INSURANCE	398	723	693	859	682	348	(334)
1092220	MARKETING	390	450	1,454	1,676	2,000	2,000	-
1092230	TRAVEL & TRAINING	-	146	-	673	500	500	-
1092240	OFFICE SUPPLIES & EXPENSE	2,998	2,285	5,501	4,284	4,500	4,500	-
1092252	EQUIPMENT MAINTENANCE	9,918	13,314	11,199	16,298	12,000	12,000	-
1092261	JANITORIAL SUPPLIES	4,046	3,938	5,305	4,316	4,000	4,000	-
1092262	BUILDING & GROUND MAINTENANCE	33,879	25,393	40,106	26,676	37,000	37,000	-
1092263	PARKING ASSESSMENT	20,858	21,618	21,618	-	22,000	22,000	-
1092270	UTILITIES	118,599	129,145	84,209	89,730	110,000	110,000	-
1092280	TELEPHONE	3,811	4,335	4,400	7,317	3,500	3,500	-
1092312	COMPUTER & TECH SERVICES	2,236	1,924	1,871	2,316	4,044	3,514	(530)
1092480	SPECIAL DEPARTMENT SUPPLIES	5,055	4,812	6,418	6,959	8,580	8,580	-
1092510	INSURANCE & SURETY BONDS	15,942	18,268	21,551	23,933	33,322	33,322	-
1092611	EMPLOYEE RECOGNITION	-	-	-	-	300	300	-
1092613	CONCESSIONS	534	455	745	423	600	600	-
		477,537	519,525	590,385	599,368	685,557	676,373	(9,184)
1092730	CAP OUTLAY-IMPROVEMENTS	-	-	-	31,436	50,000	-	(50,000)
1092740	CAP OUTLAY-EQUIPMENT	189,656	84,762	50,612	5,367	-	-	-
1092790	CAP OUTLAY-RAP TAX FUNDS	12,537	-	32,575	-	-	-	-
	TOTAL EXPENDITURES	679,730	604,287	673,572	636,171	735,557	676,373	(59,184)
1095	TRANSFERS							
1095902	TRANS TO CEDAR AREA TRANSIT SERVICE	50,000	50,000	165,308	124,104	133,270	133,273	3
1095907	TRANS TO AQUATIC CENTER	465,912	787,591	789,274	763,068	773,802	768,931	(4,871)
1095908	TRANS TO GOLF COURSE	151,657	172,123	182,341	-	182,341	182,341	-
1095911	TRANS TO COAL CREEK FLOOD PROJECT	-	-	-	1,755,746	-	-	-
1095922	TRANS TO MBA-LEASE	32,944	65,389	64,589	66,789	66,789	65,450	(1,339)
1095923	TRANS TO DEBT SERVICE	510,733	510,733	510,733	506,152	509,726	509,565	(161)
1095924	TRANS TO CAPITAL IMPROVEMENT	4,573,226	4,363,110	4,542,639	603,864	453,953	-	(453,953)
1095976	TRANS TO TASK FORCE	-	-	21,500	17,293	21,500	21,500	-
	TOTAL TRANSFERS	5,784,472	5,948,946	6,276,384	3,837,017	2,141,381	1,681,060	(460,321)
	TOTAL GENERAL FUND EXPENDITURES	28,186,393	35,243,386	35,327,169	32,270,217	35,414,437	37,763,071	1,848,634
	NET REVENUES OVER EXPENDITURES	3,167,953	(425,828)	181,780	3,686,650	-	0	

**CEDAR CITY CORPORATION
BUDGET**

ACCT #	DESCRIPTION	ACTUAL	ACTUAL	ACTUAL	ACTUAL	ADOPTED	TENTATIVE	Change in
		FY21/22	FY22/23	FY23/24	FY24/25	FY25/26	FY 26/27	Budget from previous yr
SPECIAL REVENUE FUNDS								
20	<u>AQUATIC CENTER</u>							
REVENUES								
2039100	FEES-ADMISSION	385,204	393,992	437,447	428,469	430,000	430,000	-
2039110	FEES-PROGRAM	25,087	45,529	63,509	71,677	60,000	60,000	-
2039111	FEES-WATER SPORTS	5,644	5,369	6,245	4,631	5,205	5,205	-
2039200	SALES-SUPPLIES	21,698	19,117	23,414	26,675	22,000	22,000	-
2039210	SALES-CONCESSIONS	84,302	78,517	73,331	71,149	73,000	73,000	-
2039300	RENTS-ROOMS	42,789	43,549	43,373	39,865	40,000	40,000	-
2039310	RENTS-CONCESSIONAIRE	339	-	-	-	-	-	-
2039400	IRON COUNTY SCHOOL DISTRICT	131,000	136,000	137,000	138,000	133,000	133,000	-
2039600	SUNDRY	-	-	-	540	2,500	2,500	-
2039800	TRANS FROM GENERAL FUND	465,912	787,591	789,274	763,068	773,802	768,931	(4,871)
2039801	TRANS FROM CAPITAL IMPROVEMENT	29,260	-	35,000	-	-	-	-
2039900	FUND BALANCE-APPROPRIATED	-	-	-	-	-	-	-
TOTAL REVENUES		1,191,237	1,509,664	1,608,593	1,544,074	1,539,507	1,534,636	(4,871)
EXPENDITURES								
2040110	SALARIES & WAGES-PERM	103,275	108,120	157,263	163,450	125,928	136,468	10,540
2040111	OVERTIME-PERM	685	3,553	4,613	1,781	5,455	5,455	-
2040120	SALARIES & WAGES-TEMP	412,423	512,259	540,859	529,219	638,619	638,619	-
2040121	OVERTIME-TEMP	2,625	1,247	269	357	500	500	-
2040123	SOCIAL SECURITY-TEMP	31,256	33,036	41,679	40,603	48,892	48,892	-
2040131	SOCIAL SECURITY-PERM	8,216	14,846	11,902	12,187	10,051	10,857	806
2040132	EMPLOYEE INSURANCE	27,451	29,238	37,819	47,545	47,858	47,928	70
2040133	STATE RETIREMENT	17,130	20,068	27,641	27,503	20,508	20,995	487
2040134	WORKERS COMPENSATION	1,616	1,491	813	1,899	1,826	1,937	111
2040135	UNEMPLOYMENT INSURANCE	1,096	2,444	2,070	1,867	1,541	780	(761)
2040210	SUBSCRIPTIONS & MEMBERSHIPS	-	360	405	936	1,200	1,200	-
2040220	PROGRAM MARKETING	7,252	7,851	7,342	7,118	10,500	10,500	-
2040230	TRAVEL & TRAINING	2,575	1,269	-	1,156	1,500	3,000	1,500
2040240	OFFICE SUPPLIES & EXPENSE	6,525	4,417	8,777	2,840	9,127	9,127	-
2040252	EQUIPMENT MAINTENANCE	44,086	23,475	19,191	42,626	32,000	32,000	-
2040254	CHEMICALS	58,824	74,964	67,914	76,672	55,500	76,500	21,000
2040261	JANITORIAL SUPPLIES	18,149	14,780	16,552	17,026	14,500	-	(14,500)
2040262	BUILDING & GROUND MAINTENANCE	35,221	44,656	59,643	45,212	40,000	40,000	-
2040270	UTILITIES	236,364	402,105	340,109	261,115	238,100	238,100	-
2040280	TELEPHONE	5,970	5,634	7,712	6,532	3,700	3,700	-
2040311	AUDIT	496	496	496	496	334	849	515
2040312	COMPUTER & TECH SERVICES	3,919	5,444	9,831	14,939	12,900	10,187	(2,713)
2040451	UNIFORMS	6,603	5,356	5,324	4,382	5,000	6,000	1,000
2040480	SPECIAL DEPARTMENT SUPPLIES	15,387	12,771	16,858	17,149	15,360	15,360	-
2040481	MERCHANDISE	21,044	15,478	20,013	21,865	15,000	15,000	-
2040482	MERCHANDISE-CONCESSIONS	58,035	52,326	55,083	51,806	50,000	50,000	-
2040510	INSURANCE & SURETY BONDS	20,411	23,371	28,207	21,613	29,525	29,525	-
2040511	LEGAL CLAIMS	-	6,512	36,070	36,070	36,070	36,070	-
2040610	SUNDRY	1,692	2,270	185	1,362	1,500	3,000	1,500
2040612	SALES TAX	31,487	34,265	32,580	39,774	35,707	35,707	-
2040613	POOL PROGRAMS	10,754	14,439	11,282	7,952	6,380	6,380	-
		1,190,566	1,478,540	1,568,502	1,505,054	1,515,081	1,534,636	19,555
2040700	CAP OUTLAY-NON-CAPITAL ASSET	12,756	-	35,016	42,449	-	-	-
2040740	CAP OUTLAY-EQUIPMENT	41,124	-	-	-	-	-	-
2040990	FUND BALANCE-UNAPPROPRIATED	-	-	-	-	24,426	-	(24,426)
TOTAL EXPENDITURES		1,244,445	1,478,540	1,603,519	1,547,503	1,539,507	1,534,636	(4,871)
NET REVENUES OVER EXPENDITURES		(53,209)	31,124	5,074	(3,430)	-	(0)	(0)

**CEDAR CITY CORPORATION
BUDGET**

ACCT #	DESCRIPTION	ACTUAL FY21/22	ACTUAL FY22/23	ACTUAL FY23/24	ACTUAL FY24/25	ADOPTED FY25/26	TENTATIVE FY 26/27	Change in Budget from previous yr
22 CEDAR AREA TRANSIT SERVICE								
REVENUES								
2239100	PASSENGER FARES	24,574	25,309	29,057	32,901	30,000	30,006	6
2239340	STATE GRANT-UDOT	186,886	216,368	384,566	90,466	133,272	133,272	-
2239400	SUNDRY REVENUES	1,596	2,157	5,312	-	-	-	-
2239610	SALE OF FIXED ASSETS	-	-	5,054	-	-	-	-
2239800	TRANS FROM GENERAL FUND	50,000	50,000	165,308	124,104	133,270	133,273	3
2239801	TRANS FROM CAP IMPROVEMENT FUND	-	-	-	15,143	-	-	-
2239900	FUND BALANCE-APPROPRIATED	-	-	-	-	-	-	-
TOTAL REVENUES		263,055	293,834	589,297	262,614	296,542	296,551	9
EXPENDITURES								
2240111	OVERTIME-PERM	365	1,168	290	-	-	-	-
2240120	SALARIES & WAGES-TEMP	137,122	158,057	163,491	158,679	196,466	196,466	-
2240121	OVERTIME-TEMP	-	149	-	158	-	-	-
2240123	SOCIAL SECURITY-TEMP	10,518	12,229	12,560	12,189	15,030	15,030	-
2240133	STATE RETIREMENT	6,484	1,328	1,301	498	-	-	-
2240135	UNEMPLOYMENT INSURANCE	331	632	456	490	393	196	(197)
2240210	SUBSCRIPTIONS & MEMBERSHIPS	-	100	100	-	100	100	-
2240220	ADVERTISING	350	71	80	200	1,000	1,000	-
2240230	TRAVEL & TRAINING	155	770	230	816	1,000	1,000	-
2240240	OFFICE SUPPLIES & EXPENSE	1,886	395	438	1,230	2,179	2,179	-
2240251	GAS & OIL	32,665	32,586	29,077	26,400	39,100	39,767	667
2240252	EQUIPMENT MAINTENANCE	12,170	8,743	13,779	7,260	13,200	13,200	-
2240270	UTILITIES	9,687	11,580	11,615	11,470	5,600	5,600	-
2240280	TELEPHONE	230	255	273	301	400	400	-
2240300	ADMINISTRATION FEE	1,010	1,039	1,101	926	964	965	1
2240311	AUDIT	72	72	72	72	122	144	22
2240312	COMPUTER & TECH SERVICES	2,033	481	468	487	1,088	604	(484)
2240480	SPECIAL DEPARTMENT SUPPLIES	561	261	184	291	1,500	1,500	-
2240510	INSURANCE & SURETY BONDS	3,685	3,983	4,498	3,091	3,600	3,600	-
2240511	LEGAL CLAIMS	6,566	2,157	-	16,000	11,000	11,000	-
2240610	SUNDRY	-	-	4,018	217	800	800	-
TOTAL EXPENDITURES		225,888	236,056	244,029	240,776	293,542	293,551	9
2240730	CAP OUTLAY-IMPROVEMENTS	-	-	-	33,905	-	-	-
2240741	CAP OUTLAY-VEHICLES	-	-	216,388	-	-	-	-
2240900	TRANS TO PUBLIC WORKS FACILITIES	-	67	5,403	-	3,000	3,000	-
TOTAL EXPENDITURES		225,888	236,123	465,820	274,681	296,542	296,551	9
NET REVENUES OVER EXPENDITURES		37,167	57,712	123,476	(12,067)	-	0	0
24 AIRPORT								
REVENUES								
2439100	AERONAUTICAL FUEL TAX	18,025	25,947	26,922	20,292	20,000	25,000	5,000
2439200	FEES-PASSENGER	63,244	46,840	48,422	45,581	53,900	53,900	-
2439201	FEES-LANDING	115,560	100,200	125,155	179,275	120,000	140,000	20,000
2439202	FEES-FUEL	84,100	74,733	78,612	121,611	100,000	120,000	20,000
2439203	FEES-RENTAL CAR CONCESSIONS	47,088	50,344	51,353	53,827	55,000	55,000	-
2439300	RENTS-HANGERS	20,880	20,689	19,360	18,960	26,400	26,400	-
2439301	RENTS-TERMINAL BUILDING	27,416	35,304	48,934	50,838	50,800	50,800	-
2439302	RENTS-LAND	42,702	110,333	65,194	108,229	121,000	132,000	11,000
2439303	RENTS-FAA BUILDING	53,748	53,748	55,441	56,114	56,000	56,000	-
2439304	RENTS-SNOW CAT GARAGE	9,331	9,331	9,331	2,333	9,500	9,797	297
2439305	RENTS-FED EX BUILDING	5,772	6,348	5,860	5,860	5,800	5,800	-
2439400	IRON COUNTY-AIRPORT	30,700	46,650	44,400	35,000	25,000	25,000	-
2439500	INTEREST EARNINGS	7,281	70,118	106,869	141,560	1,800	1,800	-
2439600	SUNDRY REVENUE	13,053	8,074	27,227	5,301	10,200	13,765	3,565
2439610	SALE OF FIXED ASSETS	66,657	165,879	324,342	206,916	193,293	193,293	-
2439700	FED GRANT-CARES	111,230	-	597,390	-	-	-	-
2439710	STATE GRANT-AIRPORT IMPROVEMENT	566,133	13,800	2,000	28,213	-	-	-
2439900	FUND BALANCE-APPROPRIATED	-	-	-	-	-	166,768	166,768
TOTAL REVENUE		1,282,920	838,337	1,636,813	1,079,911	848,693	1,075,323	226,630

**CEDAR CITY CORPORATION
BUDGET**

ACCT #	DESCRIPTION	ACTUAL	ACTUAL	ACTUAL	ACTUAL	ADOPTED	TENTATIVE	Change in Budget from previous yr
		FY21/22	FY22/23	FY23/24	FY24/25	FY25/26	FY 26/27	
EXPENDITURES								
2440110	SALARIES & WAGES-PERM	150,340	201,142	200,750	179,738	186,828	217,719	30,891
2440111	OVERTIME-PERM	-	183	227	351	900	900	-
2440120	SALARIES & WAGES-TEMP	43,101	37,436	36,433	81,266	108,933	108,933	-
2440123	SOCIAL SECURITY-TEMP	3,305	2,901	2,797	6,240	8,334	8,334	-
2440131	SOCIAL SECURITY-PERM	12,740	16,860	15,685	13,909	14,361	16,725	2,364
2440132	EMPLOYEE INSURANCE	19,311	27,900	51,765	55,092	55,166	55,288	122
2440133	STATE RETIREMENT	25,666	33,656	31,930	27,482	28,168	31,682	3,514
2440134	WORKERS COMPENSATION	2,484	3,000	1,398	1,916	2,709	3,135	426
2440135	UNEMPLOYMENT INSURANCE	379	678	608	656	594	328	(266)
2440210	SUBSCRIPTIONS & MEMBERSHIPS	610	1,521	753	1,495	800	800	-
2440220	ADVERTISING	17,859	29,240	34,522	52,464	20,000	20,000	-
2440230	TRAVEL & TRAINING	3,169	5,867	7,084	10,642	10,000	12,000	2,000
2440240	OFFICE SUPPLIES & EXPENSE	3,215	2,656	1,001	2,303	2,600	2,600	-
2440251	GAS & OIL	17,965	22,976	15,753	14,472	9,400	9,400	-
2440252	EQUIPMENT MAINTENANCE	13,307	22,328	26,390	23,938	17,000	20,000	3,000
2440261	JANITORIAL SUPPLIES	3,295	3,681	3,239	7,244	7,000	-	(7,000)
2440262	MAINTENANCE-BUILDING & GROUND	54,340	67,057	27,100	62,846	60,000	60,000	-
2440263	MAINTENANCE-ASPHALT	53,956	40,494	18,077	2,000	50,000	50,000	-
2440270	UTILITIES	63,736	75,256	75,318	87,053	58,500	58,500	-
2440280	TELEPHONE	6,129	6,654	6,744	5,200	3,280	3,280	-
2440310	PROF & TECH SERVICES	12,367	7,825	51,211	55,405	65,000	70,000	5,000
2440311	AUDIT	231	231	231	231	340	594	254
2440312	COMPUTER & TECH SERVICES	1,677	2,310	2,143	7,555	4,899	19,850	14,951
2440420	WEED ABATEMENT	6,042	8,099	1,829	5,657	6,500	6,500	-
2440451	UNIFORM SERVICE	817	1,344	1,035	1,256	1,000	1,000	-
2440480	SPECIAL DEPARTMENT SUPPLIES	1,822	1,657	1,190	5,667	1,700	4,000	2,300
2440510	INSURANCE & SURETY BONDS	32,943	37,039	41,895	39,437	51,735	51,735	-
2440610	SUNDRY	102	88	172	2,524	300	300	-
2440611	EMPLOYEE RECOGNITION	350	501	782	900	800	800	-
	TOTAL EXPENDITURES	551,258	660,578	658,062	754,940	776,847	834,403	57,556
2440700	CAP OUTLAY-NON-CAPITAL ASSETS	10,409	-	-	-	12,000	-	-
2440720	CAP OUTLAY-BUILDINGS	-	-	-	-	-	110,000	-
2440730	CAP OUTLAY-IMPROVEMENTS	-	-	-	-	-	57,000	-
2440740	CAP OUTLAY-EQUIPMENT	-	-	-	23,414	-	5,500	5,500
2440800	FED GRANT-SCADP	-	-	-	-	-	-	-
2440820	STATE GRANT-AIRPORT IMPROVEMENT	-	13,800	2,000	31,348	-	-	-
2440900	TRANS TO GENERAL FUND	-	-	-	-	-	-	-
2440910	TRANSFER TO DEBT SERVICE FUND	-	-	-	-	-	-	-
2440911	TRANS TO AIRPORT CONSTRUCTION FUND	52,632	52,632	67,000	271,148	59,846	68,420	8,574
	NET REVENUES OVER EXPENDITURES	668,621	111,327	909,751	(938)	-	0	
25 TRANSPORTATION IMPACT FEES								
REVENUES								
2539100	TRANSPORTATION IMPACT FEES	813,511	588,161	786,499	729,896	500,000	700,000	200,000
2539500	INTEREST EARNINGS	17,316	112,238	164,521	183,138	10,000	10,000	-
2539900	FUND BALANCE-APPROPRIATED	-	-	-	-	839,000	2,300,000	1,461,000
	TOTAL REVENUE	830,827	700,399	951,019	913,033	1,349,000	3,010,000	1,661,000
EXPENDITURES								
2540310	PROF & TECH SERVICES	-	-	26,771	3,516	-	60,000	60,000
2540730	CAP OUTLAY-STREET WIDENING	215,716	1,081,792	334,338	14,611	1,349,000	1,600,000	251,000
2540731	CAP OUTLAY-CENTER STREET BRIDGE	-	-	-	-	-	-	-
2540732	CAP OUTLAY-2400 NORTH RIGHT OF WAY	-	-	-	-	-	-	-
2540733	CAP OUTLAY-2400 NORTH	-	-	-	-	-	650,000	-
2540734	CAP OUTLAY-WESTVIEW DRIVE	-	-	-	-	-	-	-
2540735	CAP OUTLAY-EAGLE RIDGE	-	-	-	-	-	700,000	-
2540901	TRANS TO COAL CREEK	-	-	-	-	-	-	-
2540910	TRANS TO GENERAL FUND	-	-	-	-	-	-	-
2540911	TRANS TO SID 2002-01 CAP PROJECT FUND	-	-	-	-	-	-	-
2540912	TRANS TO INDUSTRIAL PARK CAP PROJECT	-	-	-	-	-	-	-
2540913	TRANS TO CROSS HOLLOWES CAP PROJECT	-	-	-	-	-	-	-
2540913	TRANS TO COVE DRIVE CAP PROJECT	-	-	-	-	-	-	-
2540914	TRANS TO AVIATION WAY CAP PROJECT	-	-	-	-	-	-	-
2540990	FUND BALANCE-UNAPPROPRIATED	-	-	-	-	-	-	-
	TOTAL EXPENDITURES	215,716	1,081,792	361,109	18,127	1,349,000	3,010,000	311,000
	NET REVENUES OVER EXPENDITURES	615,110	(381,394)	589,910	894,906	-	-	

**CEDAR CITY CORPORATION
BUDGET**

ACCT #	DESCRIPTION	ACTUAL	ACTUAL	ACTUAL	ACTUAL	ADOPTED	TENTATIVE	Change in Budget from previous yr
		FY21/22	FY22/23	FY23/24	FY24/25	FY25/26	FY 26/27	
26 PARKS & RECREATION IMPACT FEES								
REVENUES								
2639100	PARKS & RECREATION IMPACT FEES	990,627	747,600	818,880	821,430	500,000	800,000	300,000
2639500	INTEREST EARNINGS	16,415	113,107	168,667	174,971	-	-	-
2639900	FUND BALANCE-APPROPRIATED	-	-	-	-	100,000	331,000	231,000
TOTAL REVENUE		1,007,042	860,707	987,547	996,401	600,000	1,131,000	531,000
EXPENDITURES								
2640310	PROF & TECH SERVICES	-	-	-	3,516	-	-	-
2640730	CAP OUTLAY-DEVELOPER IMPROVED TRAILS	21,342	15,942	86,877	-	-	-	-
2640735	CAP OUTLAY-IRON WEST COMPLEX	-	5,200	678,462	36,261	400,000	281,000	(119,000)
2640737	CAP OUTLAY-FIDDLERS CANYON PARK	-	1,450	3,329	-	-	850,000	850,000
2640739	CAP OUTLAY-TRAIL EXPANSION	81,875	861,216	47,963	77,494	200,000	-	(200,000)
TOTAL EXPENDITURES		103,217	883,808	816,631	117,272	600,000	1,131,000	531,000
NET REVENUES OVER EXPENDITURES		903,825	(23,101)	170,916	879,129	-	-	-
27 PUBLIC SAFETY IMPACT FEES								
REVENUES								
2739100	POLICE IMPACT FEES	101,389	61,310	83,820	72,800	59,000	59,000	-
2739101	FIRE IMPACT FEES	213,059	126,470	330,393	330,146	54,495	54,495	-
2739500	INTEREST EARNINGS-POLICE	425	5,428	11,462	14,613	-	-	-
2739501	INTEREST EARNINGS-FIRE	1,560	12,754	25,600	35,743	400	400	-
TOTAL REVENUES		316,434	205,962	451,276	453,301	113,895	113,895	-
EXPENDITURES								
2740310	PROF & TECH SERVICES	-	-	-	3,516	-	-	-
2740910	TRANS TO MBA FUND	95,385	94,695	95,435	95,145	94,840	95,520	680
2740990	FUND BALANCE-UNAPPROPRIATED	-	-	-	-	19,055	18,375	(680)
TOTAL EXPENDITURES		95,385	94,695	95,435	98,661	113,895	113,895	-
NET REVENUES OVER EXPENDITURES		221,049	111,267	355,841	354,640	-	-	-
28 GOLF COURSE								
REVENUE								
2839100	GREEN FEES	648,392	678,541	786,668	841,605	700,000	800,000	100,000
2839110	DRIVING RANGE FEES	48,397	48,741	49,500	67,832	49,000	65,000	16,000
2839200	CART RENTALS	305,527	317,422	362,202	414,793	315,000	350,000	35,000
2839210	RENT-PRO SHOP	4,800	3,600	3,200	3,200	3,000	3,000	-
2839600	SUNDRY REVENUES	603	-	5,400	3,600	311	311	-
2839800	TRANS FROM GENERAL	151,657	172,123	182,341	-	182,341	182,341	-
2839801	TRANS FROM CAPITAL IMPROVEMENT	28,766	-	-	-	-	-	-
2839802	TRANS FROM RAP TAX FUNDS	24,272	-	21,000	-	-	-	-
2839900	FUND BALANCE-APPROPRIATED	-	-	-	-	9,368	160,910	151,542
TOTAL REVENUES		1,212,414	1,220,427	1,410,311	1,331,030	1,259,020	1,561,562	302,542

**CEDAR CITY CORPORATION
BUDGET**

ACCT #	DESCRIPTION	ACTUAL	ACTUAL	ACTUAL	ACTUAL	ADOPTED	TENTATIVE	Change in
		FY21/22	FY22/23	FY23/24	FY24/25	FY25/26	FY 26/27	Budget from previous yr
EXPENDITURE								
2840110	SALARIES & WAGES-PERM	282,867	310,535	347,623	367,059	427,799	467,113	39,314
2840111	OVERTIME-PERM	606	69	68	552	700	700	-
2840120	SALARIES & WAGES-TEMP	147,170	154,495	237,108	234,370	184,450	184,450	-
2840121	OVERTIME-TEMP	67	375	860	726	200	200	-
2840123	SOCIAL SECURITY-TEMP	11,177	10,948	18,274	18,081	14,125	14,125	-
2840131	SOCIAL SECURITY-PERM	21,289	24,209	26,058	27,544	32,780	35,787	3,007
2840132	EMPLOYEE INSURANCE	97,241	97,265	110,687	117,070	143,820	126,529	(17,291)
2840133	STATE RETIREMENT	49,289	52,723	56,914	59,339	64,749	66,683	1,934
2840134	WORKERS COMPENSATION	3,862	4,737	3,008	4,151	6,203	6,726	523
2840135	UNEMPLOYMENT INSURANCE	890	1,604	1,554	1,608	1,226	653	(573)
2840210	SUBSCRIPTIONS & MEMBERSHIPS	4,801	1,047	1,145	3,481	1,500	1,500	-
2840220	ADVERTISING	4,285	2,922	2,001	3,039	4,275	4,275	-
2840230	TRAVEL & TRAINING	348	600	390	738	1,800	1,800	-
2840240	OFFICE SUPPLIES & EXPENSE	6,372	10,472	6,502	2,813	4,500	4,500	-
2840251	GAS & OIL	37,768	37,348	34,863	35,201	35,650	52,000	16,350
2840252	EQUIPMENT MAINTENANCE	40,947	35,894	33,145	42,216	27,000	35,000	8,000
2840254	GOLF CART MAINTENANCE	5,915	6,430	13,688	14,146	5,000	5,000	-
2840261	JANITORIAL SUPPLIES	2,399	2,324	4,202	2,001	3,000	3,000	-
2840262	BUILDING & GROUND MAINTENANCE	24,627	12,540	38,238	20,038	19,000	19,000	-
2840263	IRRIGATION SYSTEM MAINTENANCE	21,067	12,109	14,363	16,362	17,000	17,000	-
2840270	UTILITIES	41,610	52,138	43,196	48,595	44,000	44,000	-
2840280	TELEPHONE	4,552	4,714	4,747	4,992	4,100	4,100	-
2840311	AUDIT	332	332	332	332	293	732	439
2840312	COMPUTER & TECH SERVICES	2,789	4,196	3,873	7,203	8,634	9,337	703
2840451	UNIFORM SERVICE	-	279	219	761	500	500	-
2840480	SPECIAL DEPARTMENT SUPPLIES	58,370	47,400	47,703	76,895	42,000	57,000	15,000
2840481	GOLF CARTS	36,504	1,982	57,574	15,300	36,000	56,000	20,000
2840510	INSURANCE & SURETY BONDS	4,583	5,199	6,331	8,807	9,869	9,869	-
2840610	SUNDRY	-	-	-	-	475	475	-
2840612	SALES TAX	58,416	63,023	74,039	81,322	64,372	73,508	9,136
		970,145	957,909	1,188,705	1,214,740	1,205,020	1,301,562	96,542
2840720	CAPITAL OUTLAY-BUILDINGS	-	-	-	-	-	125,000	-
2840730	CAP OUTLAY-IMPROVEMENTS	11,286	-	11,777	15,849	15,000	135,000	120,000
2840740	CAP OUTLAY-EQUIPMENT	32,870	46,624	160,168	101,999	39,000	-	(39,000)
2840790	CAP OUTLAY-RAP TAX	24,272	-	19,877	-	-	-	-
	TOTAL EXPENDITURES	1,038,573	1,004,533	1,380,527	1,332,588	1,259,020	1,561,562	177,542
	NET REVENUES OVER EXPENDITURES	173,841	215,894	29,784	(1,558)	-	0	
29 RAP SALES TAX FUND								
REVENUES								
2939100	SALES TAX-RAP	1,132,210	1,151,407	1,159,416	1,243,707	-	1,237,361	1,237,361
2939500	INTEREST EARNINGS	16,595	127,965	187,074	179,965	-	-	-
2939900	FUND BALANCE-APPROPRIATED	-	-	-	-	1,191,720	-	(1,191,720)
	TOTAL REVENUES	1,148,805	1,279,371	1,346,490	1,423,672	1,191,720	1,237,361	45,641
EXPENDITURES								
2940100	DISTRIBUTIONS TO ARTS PROGRAMS	258,285	362,333	341,300	366,000	383,774	427,453	43,679
2940200	DISTRIBUTIONS TO PARKS PROGRAMS	1,600	96,800	224,000	224,000	403,973	404,954	981
2940300	DISTRIBUTIONS TO RECREATION PROGRAMS	-	-	-	-	403,973	404,954	981
2940901	TRANS TO AQUATIC CENTER	-	40,935	109,214	73,182	-	-	-
2940910	TRANS TO GENERAL	81,488	719,343	452,945	416,106	-	-	-
2940912	TRANS TO GOLF COURSE	24,272	-	21,000	-	-	-	-
	TOTAL EXPENDITURES	365,645	1,219,411	1,148,459	1,079,288	1,191,720	1,237,361	45,641
	NET REVENUES OVER EXPENDITURES	783,160	59,960	198,031	344,384	-	(0)	(0)

**CEDAR CITY CORPORATION
BUDGET**

ACCT #	DESCRIPTION	ACTUAL FY21/22	ACTUAL FY22/23	ACTUAL FY23/24	ACTUAL FY24/25	ADOPTED FY25/26	TENTATIVE FY 26/27	Change in Budget from previous yr
30	TRT SALES TAX FUND							
	REVENUES							
3039100	SALES TAX-TRT	317,219	351,442	365,441	386,230	350,000	390,000	40,000
3039200	ENTRY FEES-HALF MARATHON	33,226	54,648	55,962	46,975	50,000	70,000	20,000
3039201	ENTRY FEES-TOURNAMENT	20,312	-	-	-	-	-	-
3039300	CORPORATE SPONSORSHIPS	12,784	9,760	18,809	27,409	-	27,409	27,409
3039400	IRON COUNTY-TOURISM	13,370	19,000	37,000	37,000	-	37,000	37,000
3039410	STATE GRANT-USERVE	-	-	2,500	4,339	-	4,339	4,339
3039500	INTEREST EARNINGS	1,968	13,717	19,781	15,433	-	15,433	15,433
3039900	FUND BALANCE-APPROPRIATED	-	-	-	-	211,584	111,825	(99,759)
	TOTAL REVENUES	398,879	448,567	499,492	517,385	611,584	656,006	44,422
	EXPENDITURES							
3040100	DISTRIBUTIONS TO PROGRAMS	60,000	30,000	60,000	60,000	60,000	60,000	-
3040110	SALARIES & WAGES-PERM	55,492	62,425	74,851	76,674	80,199	87,421	7,222
3040120	SALARIES & WAGES-TEMP	-	-	8,035	19,801	31,620	59,620	28,000
3040121	OVERTIME-TMEP	-	-	-	166	-	-	-
3040123	SOCIAL SECURITY-TEMP	-	-	611	1,527	2,418	4,560	2,142
3040131	SOCIAL SECURITY-PERM	4,364	4,378	5,362	5,745	6,135	6,688	553
3040132	EMPLOYEE INSURANCE	14,759	22,712	22,501	24,356	24,014	24,046	32
3040133	STATE RETIREMENT	9,158	11,218	11,154	11,761	11,380	11,531	151
3040134	WORKERS COMPENSATION	954	900	692	802	1,163	1,229	66
3040135	UNEMPLOYMENT INSURANCE	84	184	346	212	160	87	(73)
3040210	SUBSCRIPTIONS & MEMBERSHIPS	877	1,874	8,980	7,749	18,165	18,165	-
3040220	ADVERTISING	29,669	55,103	60,397	56,803	56,000	56,000	-
3040221	EVENT SPONSORSHIP	75,295	80,033	112,320	125,910	95,000	130,000	35,000
3040222	EVENT RECRUITMENT	24,532	18,194	23,156	22,299	25,000	25,000	-
3040223	RUNNERS SERIES	52,898	69,727	116,568	114,925	92,000	112,000	20,000
3040230	TRAVEL & TRAINING	6,478	6,151	15,078	9,440	13,000	13,000	-
3040240	OFFICE SUPPLIES & EXPENSE	1,425	1,528	2,357	94	1,000	1,000	-
3040251	GAS & OIL	415	1,123	1,888	1,467	2,300	2,300	-
3040252	EQUIPMENT MAINTENANCE	539	-	840	148	-	-	-
3040280	TELEPHONE	488	859	1,075	812	850	850	-
3040310	PROF & TECH SERVICES	-	-	-	-	-	20,000	20,000
3040311	AUDIT	-	-	-	-	104	285	181
3040312	COMPUTER & TECH SERVICE	559	481	776	1,498	1,839	19,987	18,148
3040510	INSURANCE & SURETY BONDS	3,155	3,590	4,386	1,827	2,237	2,237	-
		341,140	370,480	531,373	544,014	524,584	656,006	131,422
3040740	CAP OUTLAY-EQUIPMENT	38,680	-	25,095	19,900	87,000	-	(87,000)
	TOTAL EXPENDITURES	379,820	370,480	556,468	563,914	611,584	656,006	44,422
	NET REVENUES OVER EXPENDITURES	19,059	78,088	(56,976)	(46,529)	-	(0)	(0)

DEBT SERVICE FUND

31	DEBT SERVICE FUND							
	REVENUES							
3139500	INTEREST EARNINGS	355	-	-	-	-	-	-
3139800	TRANS FROM GENERAL FUND	510,733	510,733	510,733	506,152	509,726	509,565	(161)
	TOTAL REVENUE	511,088	510,733	510,733	506,152	509,726	509,565	(161)
	EXPENDITURES							
3140814	PRINCIPAL-AQUATIC CENTER GO BOND	446,000	450,000	456,000	460,000	465,000	470,000	5,000
3140824	INTEREST-AQUATIC CENTER GO BOND	61,211	56,271	51,246	46,152	41,370	36,209	(5,161)
3140831	BANK CHARGES-LIBRARY	-	-	-	-	750	750	-
3140832	BANK CHARGES-SALES TAX	-	-	-	-	2,606	2,606	-
	TOTAL EXPENDITURES	507,211	506,271	507,246	506,152	509,726	509,565	(161)
	NET REVENUES OVER EXPENDITURES	3,877	4,462	3,487	-	-	-	-

**CEDAR CITY CORPORATION
BUDGET**

ACCT #	DESCRIPTION	ACTUAL FY21/22	ACTUAL FY22/23	ACTUAL FY23/24	ACTUAL FY24/25	ADOPTED FY25/26	TENTATIVE FY 26/27	Change in Budget from previous yr
CAPITAL PROJECT FUNDS								
40 COAL CREEK FLOOD CONTROL PROJECT								
REVENUES								
4038200	STATE GRANT	53,087	4,226	82,147	-	3,189,611		(3,189,611)
4039800	TRANS FROM GENERAL FUND-C RD	-	-	-	1,755,746	-		-
TOTAL REVENUES		53,087	4,226	82,147	1,755,746	3,189,611	-	(3,189,611)
EXPENDITURES								
4041740	CAP OUTLAY-COAL CREEK CHANNEL	53,087	4,226	49,636	1,788,302	3,189,611		(3,189,611)
TOTAL EXPENDITURES		53,087	4,226	49,636	1,788,302	3,189,611	-	(3,189,611)
NET REVENUES OVER EXPENDITURES		-	-	32,511	(32,556)	-	-	-
41 REC CENTER								
REVENUES								
4139800	TRANS FROM CAPITAL IMPROVEMENT	-	-	-	63	-		-
4139801	TRANS FROM RAP TAX	-	40,935	109,214	73,182	-		-
TOTAL REVENUES		-	40,935	109,214	73,245	-	-	-
EXPENDITURES								
4140720	CAP OUTLAY-BUILDINGS	-	-	-	63	-		-
4140790	CAP OUTLAY-RAP TAX	-	40,935	109,214	73,182	-		-
TOTAL EXPENDITURES		-	40,935	109,214	73,245	-	-	-
NET REVENUES OVER EXPENDITURES		-	0	0	-	-	-	-
43 AIRPORT CONSTRUCTION FUND								
REVENUES								
4339100	FED GRANT-FAA ENTITLEMENT	811,460	384,617	949,680	5,853,399	1,137,073	1,300,000	162,927
4339500	INTEREST EARNINGS	-	-	-	14	-	-	-
4339800	TRANS FROM AIRPORT FUND	52,632	52,632	67,033	271,148	59,846	68,420	8,574
TOTAL REVENUE		864,092	437,249	1,016,713	6,124,561	1,196,919	1,368,420	171,501
EXPENDITURES								
4340310	PROF & TECH SERVICES	3,400	165,628	195,156	237,320	-	-	-
4340720	CAP OUTLAY-IMPROVEMENTS	-	-	-	-	-	-	-
4340721	CAP OUTLAY-AIRPORT TERMINAL	-	4,800	533,443	4,680,092	-	-	-
4340723	CAPITAL OUTLAY-FENCE	-	-	202,850	-	-	-	-
4340726	CAPITAL OUTLAY-TAXIWAY C	-	703	165,660	45,445	-	1,368,420	1,368,420
4340731	CAP OUTLAY-ACCESS ROAD	682	175,231	55,075	187,632	-	-	-
4340732	CAP OUTLAY-RUNWAY LIGHTING	2,785	-	-	-	-	-	-
4340733	CAP OUTLAY-TAXI LANES	328,122	-	-	-	-	-	-
4340734	CAP OUTLAY-RUNWAY REHAB	-	-	-	3,862	1,196,919	-	(1,196,919)
4340740	CAP OUTLAY-EQUIPMENT	529,103	72,726	185,949	1,018,392	-	-	-
TOTAL EXPENDITURES		864,092	419,088	1,338,133	6,172,743	1,196,919	1,368,420	171,501
NET REVENUES OVER EXPENDITURES		-	18,161	(321,420)	(48,182)	-	-	-

**CEDAR CITY CORPORATION
BUDGET**

ACCT #	DESCRIPTION	ACTUAL FY21/22	ACTUAL FY22/23	ACTUAL FY23/24	ACTUAL FY24/25	ADOPTED FY25/26	TENTATIVE FY 26/27	Change in Budget from previous yr
46	<u>CAPITAL IMPROVEMENT FUND</u>							
	REVENUES							
4639410	TRANS FROM GENERAL FUND	4,573,226	4,363,110	4,542,639	603,864	453,953		(453,953)
4639430	TRANS FROM STORM DRAIN FUND	25,055	25,055	25,055	495	25,055		(25,055)
4639500	INTEREST EARNINGS	93,158	790,688	1,282,695	1,040,959	-	50,000	50,000
4639990	FUND BALANCE-APPROPRIATED	-	-	-	-	2,508,222	2,599,100	90,878
	TOTAL REVENUE	4,691,439	5,178,853	5,850,389	1,645,318	2,987,230	2,649,100	(338,130)
	EXPENDITURES							
4695923	TRANS TO AQUATIC CENTER	29,260	-	35,000	-	-	-	-
4695924	TRANS TO AQUATIC CENTER CONST	-	-	-	63	-	-	-
4695930	TRANS TO GENERAL FUND	211,000	860,000	650,000	29,643	2,885,230	2,649,100	(236,130)
4695942	TRANS TO CATS	-	-	-	15,143	-	-	-
4695943	TRANS TO GOLF COURSE	28,766	-	-	-	-	-	-
4695950	TRANS TO WATER	-	-	7,530,000	1,500,000	-	-	-
4695960	TRANS TO PUBLIC WORKS COMPLEX	15,646	8,364	251,849	125,030	102,000	-	(102,000)
	TOTAL EXPENDITURES	284,672	868,364	8,466,849	1,669,878	2,987,230	2,649,100	(338,130)
	NET REVENUES OVER EXPENDITURES	4,406,767	4,310,489	(2,616,460)	(24,560)	-	-	-
49	<u>ANIMAL SHELTER PROJECT</u>							
	REVENUES							
4939100	DONATIONS	4,250	-	-	-	-	-	-
	TOTAL REVENUES	4,250	-	-	-	-	-	-
	EXPENDITURES							
4940723	CAP OUTLAY-SITE WORK	-	-	-	9,920	-	-	-
	TOTAL EXPENDITURES	-	-	-	9,920	-	-	-
	NET REVENUES OVER EXPENDITURES	4,250	-	-	(9,920)	-	-	-

**CEDAR CITY CORPORATION
BUDGET**

ACCT #	DESCRIPTION	ACTUAL	ACTUAL	ACTUAL	ACTUAL	ADOPTED	TENTATIVE	Change in
		FY21/22	FY22/23	FY23/24	FY24/25	FY25/26	FY 26/27	Budget from previous yr
ENTERPRISE FUNDS								
51	WATER FUND							
	REVENUE							
5136200	HYDRANT METER RENTALS	5,010	1,400	19,356	8,547	4,000	5,000	1,000
5137110	METERED WATER SALES	4,398,783	4,886,346	5,837,367	7,037,464	5,800,000	6,900,000	1,100,000
5137115	UNMETERED WATER SALES	48,455	48,455	67,830	-	67,830	67,830	-
5137130	IRRIGATION WATER	3,936	4,055	3,915	6,209	4,500	4,500	-
5137160	CONNECTION FEES	225,991	112,389	204,226	310,720	215,000	215,000	-
5137161	IMPACT FEES	1,429,066	779,732	1,419,838	1,635,189	1,000,000	1,500,000	500,000
5137165	WATER ACQUISITION FEE	3,093,409	2,752,121	1,812,964	1,050,269	1,000,000	1,550,000	550,000
5137170	LATE PENALTIES	112,585	135,270	106,385	135,478	80,000	80,000	-
5137191	TAPPING FEES	540	360	1,080	2,070	500	500	-
5138100	INTEREST EARNINGS	73,871	622,343	537,144	714,384	60,000	60,000	-
5138110	INTEREST EARNINGS-IMPACT FEES	34,503	229,181	330,881	272,895	27,000	27,000	-
5138301	TRANS FROM PUBLIC WORKS FACILITIES	30,518	30,518	30,518	-	-	-	-
5138302	TRANS FROM CAPITAL IMPROVEMENT	-	-	7,530,000	1,500,000	-	-	-
5138900	SUNDRY	19,064	5,467	20,348	1,561	-	-	-
5139600	BOND PROCEEDS	-	-	18,029,000	-	22,550,000	3,311,530	(19,238,470)
5139700	CONTRIBUTIONS-OTHER SOURCES	4,109,776	3,951,622	7,683,660	1,473,949	-	-	-
5139800	FUND BALANCE-APPROPRIATED	-	-	-	-	1,199,937	1,696,947	497,010
	TOTAL REVENUE	13,585,506	13,559,259	43,634,512	14,148,734	32,008,767	15,418,307	(16,590,460)
	EXPENSES							
5140110	SALARY & WAGES-PERM	792,317	766,690	846,847	853,120	869,479	869,479	-
5140111	OVERTIME-PERM	36,571	39,132	47,728	38,439	45,000	45,000	-
5140120	SALARY & WAGES-TEMP	-	-	15,825	51,207	73,780	73,780	-
5140121	OVERTIME-TEMP	-	-	-	210	-	-	-
5140123	SOCIAL SECURITY-TEMP	-	-	1,227	4,208	5,644	5,644	-
5140131	SOCIAL SECURITY-PERM	57,364	59,422	66,381	66,363	69,958	69,958	-
5140132	EMPLOYEE INSURANCE	223,129	221,315	215,047	189,405	193,375	193,375	-
5140133	STATE RETIREMENT	(10,961)	82,813	115,996	189,795	142,350	142,350	-
5140134	WORKERS COMPENSATION	14,296	14,403	9,376	11,990	13,912	13,912	-
5140135	UNEMPLOYMENT INSURANCE	1,559	2,046	1,731	1,953	1,977	1,977	-
5140140	COMPENSATED ABSENCES EXPENSE	-	-	21,437	-	-	-	-
5140210	SUBSCRIPTIONS & MEMBERSHIPS	3,534	6,090	2,410	12,970	9,000	9,000	-
5140220	PUBLIC NOTICES	405	843	-	937	5,000	5,000	-
5140230	TRAVEL & TRAINING	7,053	3,770	5,196	10,336	9,500	9,500	-
5140240	OFFICE SUPPLIES & EXPENSE	37,040	51,218	72,930	71,720	65,000	72,000	7,000
5140251	GAS & OIL	54,645	53,378	46,920	47,526	70,150	70,150	-
5140252	EQUIPMENT MAINTENANCE	14,943	15,243	21,949	31,085	30,000	30,000	-
5140253	LEASE & RENT PAYMENTS	7,000	-	9,550	9,550	13,000	13,000	-
5140255	MAINTENANCE-WATER SYSTEM	397,877	471,727	617,762	526,133	550,000	565,000	15,000
5140256	MAINTENANCE-CONCRETE	1,303	535	7,225	6,739	23,000	23,000	-
5140257	MAINTENANCE-LAKE AT THE HILLS	200	230	-	1,351	5,000	5,000	-
5140262	MAINTENANCE-WELL HOUSES	6,401	7,521	6,071	7,091	6,000	6,000	-
5140270	UTILITIES	757,238	911,376	827,768	1,093,655	850,000	900,000	50,000
5140280	TELEPHONE	6,913	7,556	7,111	7,631	8,500	8,500	-
5140300	ADMINISTRATION FEES	321,519	353,788	371,288	364,192	415,536	391,027	(24,509)
5140310	PROF & TECH SERVICES	100,673	-	13,949	3,516	21,000	36,000	15,000
5140311	AUDIT	7,500	8,327	8,327	8,327	11,322	7,782	(3,540)
5140312	COMPUTER & TECH SERVICES	8,086	2,670	2,319	6,850	13,198	48,015	34,817
5140315	IRRIGATION EXPENSE	10,584	10,581	14,402	12,800	15,000	15,000	-
5140316	WHOLE SALE WATER PURCHASE	3,987	7,019	17,153	26,497	40,000	40,000	-
5140451	UNIFORM SERVICE	1,580	3,944	3,135	4,658	5,000	6,000	1,000
5140480	SPECIAL DEPARTMENT SUPPLIES	10,973	22,916	23,057	21,508	35,000	35,000	-
5140481	WATER METERS-NEW	323,161	245,289	264,992	694,115	600,000	350,000	(250,000)
5140510	INSURANCE & SURETY BOND	22,981	26,311	43,762	27,970	30,905	30,905	-
5140511	LEGAL CLAIMS	-	3,216	-	22,877	23,000	23,000	-
5140610	SUNDRY	531	630	328	591	1,000	1,000	-
5140611	EMPLOYEE RECOGNITION	2,190	675	824	2,172	1,950	2,200	250
5140612	WATER CONSERVATION PROGRAM	-	-	-	-	54,000	54,000	-
5140650	DEPRECIATION	1,353,369	1,449,270	1,544,044	1,738,437	-	-	-
		4,575,959	4,849,944	5,274,064	6,167,925	4,326,536	4,171,554	(154,982)

**CEDAR CITY CORPORATION
BUDGET**

ACCT #	DESCRIPTION	ACTUAL	ACTUAL	ACTUAL	ACTUAL	ADOPTED	TENTATIVE	Change in
		FY21/22	FY22/23	FY23/24	FY24/25	FY25/26	FY 26/27	Budget from previous yr
5140700	CAP OUTLAY-NONCAPITAL ASSETS	194,828	33,929	47,082	352,485	-	-	-
5140711	CAP OUTLAY-WELLS	18,080	434,188	887,749	1,137,444	3,550,000	3,311,530	(238,470)
5140712	CAP OUTLAY-WATER RIGHTS	55,314	1,474,357	32,074,543	-	100,000	100,000	-
5140720	CAP OUTLAY-BUILDINGS & STRUCTURES	-	-	39,313	-	2,000,000	5,000	(1,995,000)
5140722	CAP OUTLAY-CEDAR CANYON TANK	579,620	315,100	416,853	-	-	50,000	50,000
5140730	CAP OUTLAY-IMPROVEMENTS	-	-	-	-	-	-	-
5140731	CAP OUTLAY-LINE REPLACEMENT	104,618	410,720	886,310	-	-	1,980,000	1,980,000
5140732	CAP OUTLAY-LINE UPSIZING	426,448	579,924	1,567,007	-	1,300,000	2,175,000	875,000
5140733	CAP OUTLAY-RIGHT HAND SPRING LINE	1,714	5,900	11,349	2,395	-	-	-
5140734	CAP OUTLAY-MUD SPRINGS LINE	-	-	-	-	-	-	-
5140735	CAP OUTLAY-NEW WATERLINES	-	-	-	-	330,000	40,000	(290,000)
5140736	CAP OUTLAY-AIRPORT ROAD LINE	96,061	-	-	-	-	-	-
5140737	CAP OUTLAY-3900 WEST LINE	-	-	-	-	1,100,000	1,600,000	500,000
5140739	CAP OUTLAY-CHLORINATION SYSTEM	-	-	-	-	17,000,000	-	(17,000,000)
5140740	CAP OUTLAY-EQUIPMENT	15,317	41,341	24,727	254,422	473,000	130,000	(343,000)
5140741	CAP OUTLAY-VEHICLES	37,364	-	-	-	105,000	130,000	25,000
5140810	DEBT SERVICE-PRINCIPAL 20	215,956	218,000	225,000	-	233,000	239,000	6,000
5140811	DEBT SERVICE-PRINCIPAL 23A	-	-	-	-	463,000	477,000	14,000
5140812	DEBT SERVICE-PRINCIPAL 23B	-	-	-	-	2,000	3,000	1,000
5140820	DEBT SERVICE-INTEREST 20	48,164	44,600	610,351	36,844	32,531	27,871	(4,661)
5140821	DEBT SERVICE-INTEREST 23A	-	-	-	461,304	440,041	424,762	(15,279)
5140822	DEBT SERVICE-INTEREST 23B	-	-	-	415,360	433,659	433,591	(68)
5140916	TRANS TO PUBLIC WORKS FACILITIES	12,788	1,977	208,148	138,043	120,000	120,000	-
TOTAL EXPENDITURES		6,382,229	8,409,979	42,272,495	8,966,223	32,008,767	15,418,307	(16,590,460)
NET REVENUES OVER EXPENDITURES		7,203,277	5,149,280	1,362,017	5,182,511	-	(0)	

52 SEWER COLLECTION FUND

REVENUE

5237161	IMPACT FEES	355,281	200,124	352,539	409,939	100,000	355,000	255,000
5237191	TAPPING FEES	720	1,350	1,260	1,800	300	500	200
5237310	SEWER SERVICE	1,944,688	2,014,041	2,179,291	2,249,569	1,893,314	1,747,536	(145,778)
5237312	SEWER SERVICE-IRON COUNTY	75,732	98,697	118,582	106,690	76,000	85,000	9,000
5237340	CONNECTION FEES	11,272	1,715	1,350	23,957	-	200	200
5237400	LIFT STATION UPGRADE FEE	5,775	(67,185)	-	-	-	-	-
5238100	INTEREST EARNINGS	37,016	180,556	258,468	246,041	25,000	50,000	25,000
5238110	INTEREST-IMPACT FEES	1,934	16,521	32,487	29,404	-	30,000	30,000
5238900	SUNDRY	-	-	300	8,746	-	500	500
5238910	REIMB SEWER LINE REPLACEMENT	15,652	12,202	-	-	-	-	-
5239700	CONTRIBUTIONS-OTHER SOURCES	1,591,860	2,756,812	1,845,210	2,496,688	-	-	-
5239800	FUND BALANCE-APPROPRIATED	-	-	-	-	-	-	-
TOTAL REVENUE		4,039,930	5,214,832	4,789,487	5,572,832	2,094,614	2,268,736	174,122

EXPENSES

5255110	SALARY & WAGES-PERM	269,158	282,636	316,542	326,892	337,726	427,138	89,412
5255111	OVERTIME-PERM	15,806	17,117	19,867	14,787	26,000	26,000	-
5255120	SALARY & WAGES-TEMP	-	-	-	11,501	-	-	-
5255121	OVERTIME-TEMP	-	-	-	13	-	-	-
5255123	SOCIAL SECURITY-TEMP	-	-	-	861	-	-	-
5255131	SOCIAL SECURITY-PERM	20,046	22,202	25,329	25,786	27,825	34,665	6,840
5255132	EMPLOYEE INSURANCE	106,797	106,740	101,815	100,490	99,684	123,735	24,051
5255133	STATE RETIREMENT	5,496	35,259	46,053	69,944	55,783	65,151	9,368
5255134	WORKERS COMPENSATION	4,873	5,136	3,361	4,474	5,404	7,005	1,601
5255135	UNEMPLOYMENT INSURANCE	532	813	694	769	727	453	(274)
5255140	COMPENSATED ABSENCES EXPENSE	-	-	7,766	-	-	-	-
5255230	TRAVEL & TRAINING	2,912	971	2,415	3,690	4,000	4,000	-
5255240	OFFICE SUPPLIES & EXPENSE	290	142	162	389	1,900	2,400	500
5255251	GAS & OIL	29,354	24,713	23,153	20,215	30,000	30,000	-
5255252	EQUIPMENT MAINTENANCE	20,160	15,667	20,610	20,491	40,000	40,000	-
5255270	UTILITIES	8,188	44,310	48,750	20,076	26,300	26,300	-
5255280	TELEPHONE	4,945	5,395	5,081	5,319	3,900	3,900	-
5255285	ENOCH CITY USER FEE	-	-	-	196	-	-	-
5255290	SEWER LINE MAINTENANCE	22,880	36,638	118,592	176,255	160,000	160,000	-
5255300	ADMINISTRATION FEES	126,526	137,389	144,307	145,839	156,498	135,186	(21,312)
5255310	PROF & TECH SERVICES	29,440	-	-	5,192	13,750	38,750	25,000
5255311	AUDIT	5,500	6,167	6,167	6,167	5,996	3,065	(2,931)
5255312	COMPUTER & TECH SERVICES	6,244	1,926	1,291	5,465	8,706	6,539	(2,167)
5255451	UNIFORM SERVICE	1,553	2,321	820	1,131	2,500	3,000	500
5255480	SPECIAL DEPT SUPPLIES	6,366	9,480	7,345	3,420	13,000	13,000	-
5255510	INSURANCE & SURETY BONDS	11,570	13,239	15,930	16,144	20,149	20,149	-
5255511	LEGAL CLAIMS	-	1,500	-	12,176	7,500	7,500	-
5255610	SUNDRY	117	336	-	57	750	750	-
5255611	EMPLOYEE RECOGNITION	1,000	319	621	723	750	750	-
5255650	DEPRECIATION	813,562	891,187	943,326	1,013,214	-	-	-
		1,513,315	1,661,603	1,859,999	2,011,676	1,048,848	1,179,436	130,588

**CEDAR CITY CORPORATION
BUDGET**

ACCT #	DESCRIPTION	ACTUAL FY21/22	ACTUAL FY22/23	ACTUAL FY23/24	ACTUAL FY24/25	ADOPTED FY25/26	TENTATIVE FY 26/27	Change in Budget from previous yr
5255700	CAP OUTLAY-MANHOLE REHAB	-	-	-	-	-	-	-
5255720	CAP OUTLAY-BUILDINGS	-	-	-	-	-	5,000	-
5255730	CAP OUTLAY-IMPROVEMENTS	191,459	713,095	1,102,057	-	-	45,000	45,000
5255731	CAP OUTLAY-LINE REPLACEMENT	508,099	462,695	497,353	174,336	500,000	500,000	-
5255732	CAP OUTLAY-LINE UPSIZING	115,265	43,100	301,563	-	420,000	350,000	(70,000)
5255740	CAP OUTLAY-EQUIPMENT	-	8,948	-	-	-	-	-
5255741	CAP OUTLAY-VEHICLES	465,493	49,222	-	-	-	63,500	63,500
5255914	TRANS TO SEWER PLANT FUND	125,058	125,058	80,766	3,891	80,766	80,800	34
5255916	TRANS TO PUBLIC WORKS FACILITIES	12,561	1,643	88,161	59,163	45,000	45,000	-
TOTAL EXPENDITURES		2,931,251	3,065,365	3,929,898	2,249,067	2,094,614	2,268,736	169,122
NET REVENUES OVER EXPENDITURES		1,108,679	2,149,468	859,589	3,323,765	-	(0)	

53 SEWER PLANT FUND

REVENUE

5337161	SEWER PLANT IMPACT FEES	358,150	193,311	348,516	408,574	300,000	350,000	50,000
5337310	SEWER SERVICE	2,479,292	2,633,421	2,774,262	2,863,706	2,563,230	2,619,200	55,970
5337311	SEWER SERVICE-ENOCH	141,250	128,267	150,039	214,501	164,503	180,000	15,497
5337312	SEWER SERVICE-IRON COUNTY	112,794	125,615	150,923	135,787	88,246	150,000	61,754
5337315	UNMETERED SEWER SERVICE	17,073	17,073	20,300	-	20,300	20,000	(300)
5337500	NITRATE MITIGATION-ENOCH CITY	293,989	69,568	-	-	-	-	-
5338100	INTEREST EARNINGS	48,202	413,555	647,140	621,346	50,000	50,000	-
5338110	INTEREST-IMPACT FEES	1,143	9,473	26,558	43,723	1,000	1,000	-
5338400	SALE OF FIXED ASSETS	7,024	-	10,779	18,291	-	-	-
5338900	SUNDRY	4,068	3,823	450	6,480	2,000	2,000	-
5338920	PRETREATMENT FEES	34,176	67,089	49,970	33,962	25,000	25,000	-
5339400	TRANS FROM SEWER COLLECTION FUND	125,058	125,058	80,766	3,891	80,766	80,800	34
5339800	FUND BALANCE-APPROPRIATED	-	-	-	-	991,559	2,441,074	1,449,515
TOTAL REVENUE		3,622,218	3,786,252	4,259,703	4,350,262	4,286,604	5,919,074	1,632,470

EXPENSES

5356110	SALARIES & WAGES-PERM	538,177	548,802	658,578	707,242	759,575	750,006	(9,569)
5356111	OVERTIME-PERM	27,225	26,162	28,494	24,042	38,000	38,000	-
5356120	SALARIES & WAGES-TEMP	-	-	-	-	2,530	2,530	-
5356123	SOCIAL SECURITY-TEMP	-	-	-	-	194	194	-
5356131	SOCIAL SECURITY-PERM	39,937	43,849	52,840	55,376	61,015	60,282	(733)
5356132	EMPLOYEE INSURANCE	170,001	161,300	171,569	182,757	206,529	201,345	(5,184)
5356133	STATE RETIREMENT	159	63,043	91,778	144,136	122,987	115,943	(7,044)
5356134	WORKERS COMPENSATION	8,770	8,134	5,554	7,664	11,014	10,800	(214)
5356135	UNEMPLOYMENT INSURANCE	1,069	1,538	1,432	1,527	1,600	791	(809)
5356140	COMPENSATED ABSENCES EXPENSE	-	-	17,283	-	-	-	-
5356210	SUBSCRIPTIONS & MEMBERSHIPS	520	481	790	924	1,500	1,500	-
5356220	PUBLIC NOTICES	41	31	49	454	1,000	1,000	-
5356230	TRAVEL & TRAINING	11,552	7,550	9,326	11,065	14,000	14,000	-
5356240	OFFICE SUPPLIES & EXPENSE	3,562	6,134	11,766	4,291	9,000	9,000	-
5356251	GAS & OIL	24,358	27,085	23,627	26,179	50,500	50,500	-
5356252	EQUIPMENT MAINTENANCE	65,954	125,495	85,176	169,952	150,000	150,000	-
5356254	CHEMICALS	139,518	206,216	205,815	240,896	260,000	299,000	39,000
5356261	JANITORIAL SUPPLIES	1,722	754	564	294	2,000	2,000	-
5356262	BUILDING & GROUND MAINTENANCE	52,996	21,935	19,400	33,287	40,000	40,000	-
5356263	LAUNDRY	-	-	-	-	100	100	-
5356270	UTILITIES	449,653	556,384	473,435	483,642	628,000	628,000	-
5356280	TELEPHONE	4,793	4,944	7,020	7,466	4,600	4,600	-
5356300	ADMINISTRATION FEES	173,162	188,953	198,941	179,133	223,301	224,451	1,150
5356310	PROF & TECH SERVICES	18,825	23,638	26,271	29,680	89,000	224,000	135,000
5356311	AUDIT	6,500	7,053	7,053	7,053	5,885	2,393	(3,492)
5356312	COMPUTER & TECH SERVICES	5,893	9,565	5,269	13,276	19,130	20,495	1,365
5356313	TESTING	37,972	39,747	56,054	47,822	60,000	60,000	-
5356451	UNIFORM SERVICE	3,361	4,126	2,643	3,565	5,000	5,000	-
5356480	SPECIAL DEPARTMENT SUPPLIES	12,039	14,456	13,521	19,186	20,000	20,000	-
5356510	INSURANCE & SURETY BONDS	14,701	16,772	20,950	20,306	26,794	26,794	-
5356610	SUNDRY	605	74	395	186	1,000	1,000	-
5356611	EMPLOYEE RECOGNITION	1,348	880	789	1,319	1,350	1,350	-
5356650	DEPRECIATION	800,035	819,781	834,001	837,548	-	-	-
		2,614,450	2,934,880	3,030,383	3,260,266	2,815,604	2,965,074	149,470
5356710	CAP OUTLAY-LAND	-	-	-	-	-	-	-
5356720	CAP OUTLAY-BUILDINGS & STRUCTURES	-	-	-	-	-	5,000	-
5356730	CAP OUTLAY-IMPROVEMENTS	234,819	3,818	38,158	-	1,400,000	1,800,000	400,000
5356732	CAP OUTLAY-FILTRATION SYSTEM	-	506	122,675	-	-	640,000	640,000
5356740	CAP OUTLAY-EQUIPMENT	92,148	295,769	418,922	66,014	71,000	249,000	178,000
5356741	CAP OUTLAY-VEHICLES	-	-	-	-	-	260,000	260,000
TOTAL EXPENDITURES		2,941,418	3,234,974	3,610,139	3,326,280	4,286,604	5,919,074	1,627,470
NET REVENUES OVER EXPENDITURES		680,800	551,278	649,564	1,023,981	-	0	

**CEDAR CITY CORPORATION
BUDGET**

ACCT #	DESCRIPTION	ACTUAL FY21/22	ACTUAL FY22/23	ACTUAL FY23/24	ACTUAL FY24/25	ADOPTED FY25/26	TENTATIVE FY 26/27	Change in Budget from previous yr
54 STORM DRAIN FUND								
REVENUES								
5437110	STORM DRAIN FEES	812,494	1,798,988	1,831,693	1,883,058	1,800,000	1,890,000	90,000
5437115	CITY DEPT. STORM DRAIN FEES	13,660	13,592	27,184	-	27,184	28,000	816
5437150	REIMBURSEMENTS	100,000	-	-	-	-	-	-
5437210	INTEREST EARNINGS	4,203	41,975	98,325	114,921	5,000	10,000	5,000
5437211	INTEREST-IMPACT FEES	5,081	35,799	40,331	21,853	4,000	20,000	16,000
5437250	STORM DRAIN IMPACT FEES	161,765	129,024	205,860	187,932	185,000	185,000	-
5439620	LOCAL GRANT-IRON COUNTY	-	360,000	-	-	-	-	-
5439800	FUND BALANCE-APPROPRIATED	-	-	-	-	328,259	799,058	470,799
TOTAL REVENUES		1,097,203	2,379,379	2,203,393	2,207,764	2,349,443	2,932,058	582,615
EXPENSES								
5440110	SALARIES & WAGES-PERM	112,504	153,958	184,920	197,242	202,531	327,400	124,869
5440111	OVERTIME-PERM	2,115	1,165	1,743	733	3,000	3,000	-
5440120	SALARIES & WAGES-TEMP	-	1,076	-	-	20,026	20,026	-
5440123	SOCIAL SECURITY-TEMP	-	82	-	-	1,532	1,532	-
5440131	SOCIAL SECURITY-PERM	7,310	11,960	13,983	14,737	15,724	25,276	9,552
5440132	EMPLOYEE INSURANCE	44,192	51,892	55,975	58,123	57,482	105,292	47,810
5440133	STATE RETIREMENT	7,261	22,244	26,911	32,708	30,841	47,889	17,048
5440134	WORKERS COMPENSATION	1,933	3,986	3,006	4,151	3,206	5,369	2,163
5440135	UNEMPLOYMENT INSURANCE	217	445	406	457	451	350	(101)
5440140	COMPENSATED ABSENCES	-	-	16,987	-	-	-	-
5440230	TRAVEL & TRAINING	-	-	-	-	700	700	-
5440251	GAS & OIL	33,979	45,581	19,673	21,375	12,025	25,000	12,975
5440252	EQUIPMENT MAINTENANCE	17,942	11,953	18,083	19,740	15,000	15,000	-
5440253	INFRASTRUCTURE MAINTENANCE	55,099	51,968	87,156	91,049	63,800	63,800	-
5440280	TELEPHONE	507	506	454	(1)	500	500	-
5440300	ADMINISTRATION FEES	150,171	164,428	170,862	178,766	188,055	188,145	90
5440310	PROF & TECH SERVICES	138,134	-	9,209	5,598	12,750	167,750	155,000
5440311	AUDIT	4,400	4,464	4,464	4,464	4,458	1,214	(3,244)
5440312	COMPUTER & TECH SERVICES	-	-	-	29	1,692	2,300	608
5440451	UNIFORM SERVICE	250	1,012	488	757	850	850	-
5440480	SPECIAL DEPARTMENT SUPPLIES	747	83	641	454	800	800	-
5440510	INSURANCE & SURETY BONDS	3,687	4,331	5,177	4,345	19,983	19,983	-
5440511	LEGAL CLAIMS	-	10,672	2,020	8,388	8,400	8,400	-
5440610	SUNDRY	-	-	-	141	250	250	-
5440611	EMPLOYEE RECOGNITION	50	186	-	268	300	300	-
5440650	DEPRECIATION	304,146	317,539	302,772	304,354	-	-	-
		884,643	859,530	924,931	947,878	664,356	1,031,126	366,770
5440720	CAP OUTLAY-BUILDINGS	-	-	-	-	-	5,000	-
5440730	CAP OUTLAY-IMPROVEMENTS	154,935	300	1,950	-	177,000	690,000	513,000
5440732	CAP OUTLAY-LINE UPSIZING	1,052	304,713	499,379	5,697	660,000	600,000	(60,000)
5440733	CAP OUTLAY-CROSS HOLLOW BASIN	-	-	425	-	-	-	-
5440734	CAP OUTLAY-NORTHFIELD STORM DRAIN	-	-	-	-	80,000	-	(80,000)
5440736	CAP OUTLAY-PAIUTE STORM DRAIN	-	-	456,897	-	-	-	-
5440737	CAP OUTLAY-1600 NORTH	-	-	-	-	-	-	-
5440738	CAP OUTLAY-AIRPORT	-	-	-	-	-	-	-
5440739	CAP OUTLAY-800 WEST	-	-	-	-	386,000	300,000	(86,000)
5440740	CAP OUTLAY-EQUIPMENT	-	-	-	-	-	15,000	15,000
5440741	CAP OUTLAY-VEHICLES	1,624	-	-	-	67,000	-	(67,000)
5440810	DEBT SERVICE-PRINCIPAL	238,000	242,000	246,000	-	255,000	261,000	6,000
5440820	DEBT SERVICE-INTEREST	46,251	42,324	38,210	32,207	29,032	23,932	(5,100)
5440914	TRANS TO CAPITAL IMPROVEMENT FUND	25,055	25,055	25,055	495	25,055	-	(25,055)
5440916	TRANS TO PUBLIC WORKS FACILITIES	8,757	241	11,995	-	6,000	6,000	-
TOTAL EXPENDITURES		1,360,317	1,474,164	2,204,841	986,277	2,349,443	2,932,058	577,615
NET REVENUES OVER EXPENDITURES		(263,114)	905,215	(1,449)	1,221,487	-	0	

**CEDAR CITY CORPORATION
BUDGET**

ACCT #	DESCRIPTION	ACTUAL FY21/22	ACTUAL FY22/23	ACTUAL FY23/24	ACTUAL FY24/25	ADOPTED FY25/26	TENTATIVE FY 26/27	Change in Budget from previous yr
56 DOWNTOWN PARKING AUTHORITY								
REVENUE								
5638100	ASSESSMENTS-MAINTENANCE	10,110	12,786	11,873	17,109	10,700	12,000	1,300
5638200	RENTS-STALLS	5,399	7,136	5,302	10,655	5,800	5,800	-
5638500	INTEREST EARNINGS	257	1,366	2,998	3,730	500	500	-
5638900	FUND BALANCE-APPROPRIATED	-	-	-	-	-	15,766	15,766
5639100	ASSESSMENTS-MAINTENANCE	19,736	20,899	22,001	5,500	19,401	15,000	(4,401)
5639200	RENTS-STALLS	9,851	10,182	10,158	1,288	8,712	7,870	(842)
5639500	INTEREST EARNINGS	626	4,202	5,484	5,323	1,000	1,000	-
5639800	FUND BALANCE-APPROPRIATED	-	-	-	-	-	16,449	16,449
TOTAL REVENUE		45,980	56,572	57,817	43,606	46,113	74,385	28,272
EXPENDITURES								
5640262	BUILDING & GROUND MAINTENANCE	-	-	4,673	708	-	25,000	25,000
5640263	SNOW REMOVAL	4,900	7,700	5,336	3,330	8,400	8,400	-
5640311	AUDIT	156	156	156	156	154	17	(137)
5640510	INSURANCE & SURETY BONDS	525	616	595	607	649	649	-
5641262	BUILDING & GROUND MAINTENANCE	7,916	29,153	13,535	9,127	8,000	15,000	7,000
5641263	SNOW REMOVAL	4,670	7,120	3,490	1,640	7,000	7,000	-
5641264	SWEEPING	-	-	-	-	500	500	-
5641270	UTILITIES	2,683	3,477	3,452	3,777	7,800	7,800	-
5641280	TELEPHONE	463	494	464	551	700	700	-
5641311	AUDIT	161	161	161	161	158	7	(151)
5641510	INSURANCE & SURETY BONDS	775	876	845	857	712	712	-
		22,250	49,754	32,708	20,915	34,073	65,785	31,712
5641900	TRANS TO REDEVELOPMENT AGENCY FUND	8,600	8,600	8,600	8,600	8,600	8,600	-
5641990	FUND BALANCE-UNAPPROPRIATED	-	-	-	-	3,440	-	(3,440)
TOTAL EXPENDITURES		30,850	58,354	41,308	29,515	46,113	74,385	28,272
NET REVENUES OVER EXPENDITURES		15,130	(1,782)	16,509	14,091	-	-	-
57 REDEVELOPMENT AGENCY FUND								
REVENUE								
5739101	TAXES-PORT 15	498,920	524,534	787,944	1,213,056	1,032,325	1,200,000	167,675
5739103	TAXES-GENPAK-INCENTIVE	187,487	-	-	-	-	-	-
5739105	TAXES-MSC AEROSPACE	24,454	25,606	27,673	47,548	39,295	45,000	5,705
5739106	TAXES-DECORWORX	15,733	13,668	11,838	22,942	19,449	20,000	551
5739200	RENTS-LINS BUILDING	329,062	341,250	341,250	369,688	325,000	341,250	16,250
5739500	INTEREST EARNINGS	8,088	53,198	68,329	80,184	8,000	8,000	-
5739801	TRANS FROM PARKING AUTHORITY	8,600	8,600	8,600	8,600	8,600	8,600	-
5739900	FUND BALANCE-APPROPRIATED	-	-	-	-	262,214	-	-
TOTAL REVENUE		1,072,345	966,856	1,245,634	1,742,017	1,694,883	1,622,850	190,181
EXPENDITURES								
5740262	BUILDING & GROUND MAINTENANCE	27,376	42,519	27,946	20,640	22,000	22,000	-
5740300	ADMINISTRATION FEE	5,025	8,836	4,000	2,200	5,000	5,000	-
5740310	PROF & TECH SERVICES	-	-	-	11,333	-	12,000	12,000
5740311	AUDIT	1,950	1,950	1,950	1,950	1,459	958	(501)
5740312	COMPUTER & TECH SERVICES	-	-	-	-	-	500	500
5740510	INSURANCE & SURETY BONDS	8,276	9,604	10,919	4,606	4,810	4,810	-
5740613	INCENTIVE-GENPAK	187,487	-	-	-	-	-	-
5740614	INCENTIVE-MSC	-	-	-	-	39,295	41,500	2,205
5740616	INCENTIVE-DECORWORX	15,733	15,035	13,964	19,449	19,449	18,000	(1,449)
5740620	PORT 15-DEVELOPER	206,952	217,577	326,839	428,208	428,208	404,000	(24,208)
5740621	PORT 15-IRON COUNTY SCHOOL DISTRICT	111,259	116,971	175,711	230,209	230,208	217,174	(13,034)
5740622	PORT 15-CEDAR CITY HOUSING AUTHORITY	99,784	104,907	157,589	206,465	206,465	195,000	(11,465)
5740623	PORT 15-ECONOMIC INCENTIVES	-	306,217	-	-	55,979	110,000	54,021
5740624	PORT 15-ADMINISTRATION FEE	-	-	-	-	24,946	50,000	25,054
5740633	INCENTIVE-TENANT IMPROVEMENTS	-	8,275	14,815	20,550	-	-	-
		663,842	831,890	733,733	945,609	1,037,819	1,080,942	43,123
5740730	CAP OUTLAY-IMPROVEMENTS	166,187	(13,428)	208,654	110,218	470,000	350,000	(120,000)
5740810	DEBT SERVICE-PRINCIPAL	162,000	166,000	170,000	176,000	181,000	-	(181,000)
5740820	DEBT SERVICE-INTEREST	25,496	21,446	16,881	11,696	6,064	-	(6,064)
5740990	FUND BALANCE-UNAPPROPRIATED	-	-	-	-	-	191,908	191,908
TOTAL EXPENDITURES		1,017,525	1,005,907	1,129,267	1,243,523	1,694,883	1,622,850	(72,033)
NET REVENUES OVER EXPENDITURES		54,820	(39,051)	116,366	498,495	-	-	-

**CEDAR CITY CORPORATION
BUDGET**

ACCT #	DESCRIPTION	ACTUAL	ACTUAL	ACTUAL	ACTUAL	ADOPTED	TENTATIVE	Change in
		FY21/22	FY22/23	FY23/24	FY24/25	FY25/26	FY 26/27	Budget from previous yr
55	SOLID WASTE FUND							
	REVENUES							
5537100	GARBAGE FEES	795,772	1,120,415	1,167,362	1,256,649	1,100,000	1,100,000	-
5537105	CITY DEPT. GARBAGE COLL FEES	1,080	1,080	1,800	-	1,800	1,800	-
5537110	GARBAGE CAN SALES	84,877	41,182	62,800	78,313	60,000	60,000	-
5537120	COUNTY PROCESSING FEE	26,473	30,246	31,047	-	27,923	28,000	77
5537200	INTEREST EARNINGS	8,258	59,556	105,036	97,876	8,000	8,000	-
5537201	INTEREST EARNINGS-BULLOCH PIT	318	3,013	4,539	4,238	-	-	-
5537210	SUNDRY	-	-	1,442	11,523	-	-	-
5537400	SALE OF FIXED ASSETS	-	-	-	(484)	-	-	-
5537900	FUND BALANCE-APPROPRIATED	-	-	-	-	89,793	-	(89,793)
	TOTAL REVENUE	916,778	1,255,493	1,374,027	1,448,115	1,287,516	1,197,800	(89,716)
	EXPENSES							
5540110	SALARIES & WAGES-PERM	180,318	185,396	207,946	219,285	229,291	249,856	20,565
5540111	OVERTIME-PERM	-	-	-	442	-	-	-
5540120	SALARIES & WAGES-TEMP	9,253	6,035	-	-	12,437	12,437	-
5540123	SOCIAL SECURITY-TEMP	2,096	3,688	3,615	3,065	951	951	-
5540131	SOCIAL SECURITY-PERM	13,270	11,760	13,035	14,378	17,541	19,114	1,573
5540132	EMPLOYEE INSURANCE	44,803	53,729	54,979	55,965	55,523	47,130	(8,393)
5540133	STATE RETIREMENT	1,461	15,533	21,399	34,562	34,988	36,545	1,557
5540134	WORKERS COMPENSATION	4,661	4,712	3,470	4,790	3,657	4,098	441
5540135	UNEMPLOYMENT INSURANCE	420	749	549	605	484	262	(222)
5540140	COMPENSATED ABSENCES	-	-	8,101	-	-	-	-
5540230	TRAVEL & TRAINING	-	-	-	117	500	500	-
5540251	GAS & OIL	82,480	85,586	78,315	66,722	74,520	85,000	10,480
5540252	EQUIPMENT MAINTENANCE	34,117	35,739	88,134	45,812	37,300	37,300	-
5540270	UTILITIES	138	150	211	680	200	200	-
5540300	ADMINISTRATION FEES	152,491	170,183	170,782	174,636	182,738	173,231	(9,507)
5540310	PROFESSIONAL & TECHNICAL	-	-	-	-	-	5,000	5,000
5540311	AUDITING	4,039	4,529	4,529	4,529	4,286	796	(3,490)
5540312	COMPUTER & TECH SERVICES	1,474	-	-	2,783	4,645	4,823	178
5540451	UNIFORM SERVICE	1,317	512	1,129	1,412	3,000	3,000	-
5540480	SPECIAL DEPARTMENT SUPPLIES	2,253	2,155	2,477	3,879	3,900	3,900	-
5540481	GARBAGE CANS	79,511	79,524	123,793	117,525	105,700	105,700	-
5540510	INSURANCE & SURETY BONDS	8,261	9,430	10,935	8,888	12,125	12,125	-
5540511	INSURANCE CLAIMS	435	6,591	-	2,149	5,000	5,000	-
5540610	SUNDRY	1,062	1,515	2,560	803	1,500	1,500	-
5540611	EMPLOYEE RECOGNITION	338	245	-	268	600	600	-
5540612	SALES TAX	4,856	2,555	3,730	4,888	3,630	3,630	-
5540640	LANDFILL CLOSURE EXPENSES	4,893	3,964	3,133	-	-	-	-
5540650	DEPRECIATION	166,287	169,015	186,212	180,273	-	-	-
		800,233	853,295	989,032	948,456	794,516	812,698	18,182
5540720	CAP OUTLAY-BUILDINGS	-	-	-	-	-	5,000	5,000
5540740	CAP OUTLAY-EQUIPMENT	318,647	-	570,987	-	409,000	94,365	(314,635)
5540741	CAP OUTLAY-VEHICLES	-	-	-	-	60,000	-	(60,000)
5540916	TRANS TO PUBLIC WORKS FACILITIES	44,010	21,238	49,179	33,135	24,000	24,000	-
5540990	FUND BALANCE-UNAPPROPRIATED	-	-	-	-	-	261,737	261,737
	TOTAL EXPENDITURES	1,162,891	874,533	1,609,197	981,590	1,287,516	1,197,800	(89,716)
	NET REVENUES OVER EXPENDITURES	(246,112)	380,960	(235,171)	466,525	-	(0)	(0)

**CEDAR CITY CORPORATION
BUDGET**

ACCT #	DESCRIPTION	ACTUAL FY21/22	ACTUAL FY22/23	ACTUAL FY23/24	ACTUAL FY24/25	ADOPTED FY25/26	TENTATIVE FY 26/27	Change in Budget from previous yr
58	MUNICIPAL BUILDING AUTHORITY							
	REVENUE							
5839800	TRANS FROM GENERAL FUND	32,944	65,389	64,589	66,789	66,789	65,450	(1,339)
5839801	TRANS FROM PUBLIC SAFETY IMPACT FEES	95,385	94,695	95,435	95,145	94,840	95,520	680
	TOTAL REVENUE	128,329	160,084	160,024	161,934	161,629	160,970	(659)
	EXPENDITURES							
5840220	PUBLIC NOTICES	-	-	-	-	250	-	(250)
5840610	SUNDRY	-	-	-	-	280	-	(280)
5840811	DEBT SERVICE-PRIN ANIMAL SHEL	31,625	32,000	32,000	35,000	36,000	36,000	-
5840812	DEBT SERVICE-PRIN FIRE TRUCK	83,000	84,000	86,000	87,000	88,000	90,000	2,000
5840821	DEBT SERVICE-INT ANIMAL SHEL	30,295	30,174	29,374	28,574	29,150	28,250	(900)
5840822	DEBT SERVICE-INT FIRE TRUCK	11,940	10,794	9,435	8,145	6,840	5,520	(1,320)
5840830	BANK CHARGES	-	-	-	-	1,109	1,200	91
	TOTAL EXPENDITURES	156,860	156,968	156,809	158,719	161,629	160,970	(659)
	NET REVENUES OVER EXPENDITURES	(28,531)	3,116	3,215	3,215	-	-	-

INTERNAL SERVICE FUNDS

61	PUBLIC WORKS FACILITIES							
	REVENUES							
6139101	TRANS FROM WATER	12,788	1,977	208,148	138,043	120,000	120,000	-
6139102	TRANS FROM SEWER COLLECTION	12,561	1,643	88,161	59,163	45,000	45,000	-
6139103	TRANS FROM STORM DRAIN	8,757	241	11,995	-	6,000	6,000	-
6139104	TRANS FROM SOLID WASTE	44,010	21,238	49,179	33,135	24,000	24,000	-
6139107	TRANS FROM CAP IMPROVEMENT FUND	15,646	8,364	251,849	125,030	102,000	-	(102,000)
6139108	TRANS FROM CATS	-	67	5,403	-	3,000	3,000	-
6139200	ADMINISTRATIVE CHARGES	201,923	207,817	220,182	185,206	192,799	192,990	191
6139500	INTEREST EARNINGS	18	-	60	333	-	-	-
	TOTAL REVENUES	295,703	241,347	834,977	540,909	492,799	390,990	(101,809)
	EXPENDITURES-PUBLIC WORKS FACILITIES							
6140110	SALARIES & WAGES-PERM	40,208	48,707	47,725	50,430	52,702	57,448	4,746
6140111	OVERTIME-PERM	-	-	470	514	-	500	500
6140120	SALARIES & WAGES-TEMP	5,640	9,956	10,539	8,501	17,602	17,602	-
6140123	SOCIAL SECURITY-TEMP	431	764	810	650	1,346	1,346	-
6140131	SOCIAL SECURITY-PERM	2,678	3,329	3,621	3,791	3,268	3,562	294
6140132	EMPLOYEE INSURANCE	16,812	16,818	11,134	23,833	23,850	23,902	52
6140133	STATE RETIREMENT	8,141	8,753	7,329	7,786	7,905	8,399	494
6140134	WORKERS COMPENSATION	1,237	750	462	639	764	827	63
6140135	UNEMPLOYMENT INSURANCE	84	167	125	138	140	76	(64)
6140230	TRAVEL & TRAINING	213	1,875	394	634	1,000	1,000	-
6140240	OFFICE SUPPLIES & EXPENSE	1,749	4,315	2,628	5,652	3,500	3,500	-
6140251	GAS & OIL	-	6,293	4,703	3,208	10,400	10,400	-
6140252	EQUIPMENT MAINTENANCE	-	-	23	30	2,000	2,000	-
6140261	JANITORIAL SUPPLIES	2,781	3,374	2,913	2,723	4,300	-	(4,300)
6140262	BUILDING & GROUND MAINTENANCE	9,005	6,499	10,844	5,802	11,427	11,427	-
6140270	UTILITIES	20,919	25,900	24,003	19,198	26,200	26,200	-
6140280	TELEPHONE	604	604	534	607	-	-	-
6140310	PROF & TECH SERVICES	6,505	6,071	8,507	7,247	8,000	8,000	-
6140311	AUDIT	33	33	33	33	174	297	123
6140312	COMPUTER & TECH SERVICES	-	-	300	3,043	5,507	3,790	(1,717)
6140510	INSURANCE & SURETY BOND	3,762	4,310	5,294	9,142	12,714	12,714	-
6140650	DEPRECIATION	70,050	70,050	70,050	78,875	-	-	-
		190,851	218,565	212,442	232,475	192,799	192,990	191
6140730	CAP OUTLAY-IMPROVEMENTS	93,763	33,530	589,947	-	300,000	198,000	(102,000)
6140740	CAP OUTLAY-EQUIPMENT	-	-	24,788	4,785	-	-	-
6140900	TRANS TO GENERAL-PRINCIPAL	15,119	16,353	17,007	-	-	-	-
6140901	TRANS TO WATER-PRINCIPAL	26,087	28,216	29,344	-	-	-	-
6140910	TRANS TO GENERAL-INTEREST	2,568	1,334	680	-	-	-	-
6140911	TRANS TO WATER-INTEREST	4,431	2,302	1,174	-	-	-	-
		332,819	300,300	875,383	237,259	492,799	390,990	(101,809)
	TOTAL EXPENDITURES	332,819	300,300	875,383	237,259	492,799	390,990	(101,809)
	NET REVENUES OVER EXPENDITURES	(37,115)	(58,954)	(40,406)	303,650	-	-	-

**CEDAR CITY CORPORATION
BUDGET**

ACCT #	DESCRIPTION	ACTUAL FY21/22	ACTUAL FY22/23	ACTUAL FY23/24	ACTUAL FY24/25	ADOPTED FY25/26	TENTATIVE FY 26/27	Change in Budget from previous yr
SPECIAL REVENUE FUND								
76	<u>PUBLIC SAFETY TASK FORCE</u>							
REVENUES								
7636100	FEDERAL GRANT	-	50	-	-	-	20,000	20,000
7636110	STATE GRANT STFG	50,102	37,300	58,086	69,030	60,586	70,000	9,414
7639100	UNRESTRICTED REVENUES	22,636	36,618	79,705	32,986	11,000	11,000	-
7639110	TRANS FROM GENERAL FUND	-	-	21,500	17,293	21,500	21,500	-
7639410	SWAT MEMBER CONTRIBUTIONS	-	-	-	39,500	-	11,500	11,500
7639500	INTEREST EARNINGS	720	11,012	5,435	6,269	-	-	-
7639800	FUND BALANCE-APPROPRIATED	-	-	-	-	57,414	97,911	40,497
TOTAL REVENUE		73,457	84,980	164,726	165,078	150,500	231,911	81,411
EXPENDITURES								
7640110	SALARY & WAGES-PERM	(4,430)	-	-	-	-	-	-
7640111	OVERTIME-PERM	15,514	12,629	10,776	16,436	24,000	10,000	(14,000)
7640120	SALARIES & WAGES-TEMP	4,746	4,409	6,339	5,507	5,000	8,000	3,000
7640123	SOCIAL SECURITY-TEMP	-	-	-	74	-	-	-
7640131	SOCIAL SECURITY-PERM	3,683	888	1,256	1,636	1,000	500	(500)
7640133	STATE RETIREMENT	16,190	792	876	-	1,000	500	(500)
7640135	UNEMPLOYMENT INSURANCE	9	12	11	16	-	-	-
7640210	EQUIPMENT, SUPPLIES, OPERATING	4,970	6,495	15,339	9,908	18,500	15,000	(3,500)
7640230	TRAVEL & TRAINING	4,214	6,712	5,745	7,917	7,500	20,000	12,500
7640250	CONFIDENTIAL INFORMANT	6,500	6,000	22,000	16,000	22,000	15,000	(7,000)
7640510	INSURANCE & SURETY BONDS	108	123	164	323	-	-	-
7642210	EQUIPMENT, SUPPLIES, OPERATING	-	-	-	8,146	-	-	-
7642250	CONFIDENTIAL INFORMANT	-	-	-	6,000	-	-	-
7643210	EQUIPMENT, SUPPLIES, OPERATING	41,676	58,877	73,827	22,106	50,000	61,231	11,231
7643220	SWAT OPERATIONS	-	-	-	72,011	21,500	73,500	52,000
7643230	TRAVEL & TRAINING	15,070	400	-	-	-	-	-
7643240	EQUITABLE SHARING EXPENSES	-	-	-	-	-	28,180	-
TOTAL EXPENDITURES		108,250	97,338	136,333	166,078	150,500	231,911	53,231
NET REVENUES OVER EXPENDITURES		(34,792)	(12,358)	28,393	(1,000)	-	-	28,180

**CEDAR CITY CORPORATION
FY 2026-27 OPERATIONAL REQUESTS**

Priority	Description	Estimated Incremental Cost	Recommended	Approved	Funding Source
ADMINISTRATION					
10-41-220	Public notices	\$ (3,000)	\$ (3,000)		General Fund
10-41-221	Newsletter	\$ (19,000)	\$ (19,000)		General Fund
10-41-230	travel and training	\$ 2,000	\$ 2,000		General Fund
10-41-312	computer and tech services	\$ 10,000	\$ 10,000		General Fund
10-41-613	executive discretion	\$ 3,000	\$ 3,000		General Fund
		<u>\$ (7,000)</u>	<u>\$ (7,000)</u>	<u>\$ -</u>	
FINANCE					
10-43-210	Subscriptions and memberships	\$ 1,006	\$ 1,006		General Fund
10-43-222	printing and postage	\$ 3,000	\$ 3,000		General Fund
10-43-230	travel and training	\$ 2,500	\$ 2,500		General Fund
10-43-240	supplies and expenses	\$ 3,000	\$ 3,000		General Fund
10-43-310	professional & technical	\$ 20,000	\$ 20,000		General Fund - User Fee Study
		<u>\$ 29,506</u>	<u>\$ 29,506</u>	<u>\$ -</u>	
POLICE					
	Lens Lock Annual Payment Car / Body Cam / Evidence / Cloud	\$ 120,000	\$ 120,000		General Fund
	Flock Safety (ALPR) Automated License Plate Reader Camera	\$ 165,000	\$ 165,000		General Fund
	Axiom / Gray Key Forensics Software & Hardware	\$ 20,570	\$ 20,570		General Fund
	10-70-231 travel and training - administration	\$ 5,000	\$ 5,000		General Fund
	10-70-232 travel and training - detectives	\$ 5,000	\$ 5,000		General Fund
	10-70-235 travel and training -K9	\$ 2,000	\$ 2,000		General Fund
	10-70-241 K9 equipment	\$ 1,250			
	10-70-252 equipment maintenance	\$ 15,000			
	10-70-457 major investigation supplies	\$ 2,050	\$ 2,050		General Fund
	10-70-611 employee recognition	\$ 5,000			
	10-70-640 liquor enforcement	\$ 12,000	\$ 12,000		General Fund grant funding
		<u>\$ 352,870</u>	<u>\$ 331,620</u>	<u>\$ -</u>	

**CEDAR CITY CORPORATION
FY 2026-27 OPERATIONAL REQUESTS**

Priority	Description	Estimated Incremental Cost	Recommended	Approved	Funding Source
ANIMAL CONTROL					
	10-76-110 salaries and wages -perm				
	10-76-120 wages part time and guard				
	10-76-262 building and grounds	\$ 2,000	\$ -		
	10-76-450 animal shelter food supplies	\$ 2,000	\$ 2,000		
		<u>\$ 709,740</u>	<u>\$ 665,240</u>	<u>\$ -</u>	
ECONOMIC DEVELOPMENT					
	10-60-120 salaries and wages temp	\$ 20,000	\$ 10,000		General Fund
		<u>\$ 20,000</u>	<u>\$ 10,000</u>	<u>\$ -</u>	
ENGINEERING					
	10-81-210 subscriptions	\$ 700	\$ 700		General Fund
	10-81-220 public notices	\$ (400)	\$ (400)		General Fund
	10-81-230 travel	\$ 300	\$ 300		General Fund
	10-81-310 prof and tech services	\$ (50,000)	\$ (50,000)		General Fund
		<u>\$ (49,400)</u>	<u>\$ (49,400)</u>	<u>\$ -</u>	
BUILDING					
	10-75-230 travel and training	\$ 1,100	\$ 1,100		General Fund
	10-75-240 office supplies and expenses	\$ 2,000	\$ 2,000		General Fund
	10-75-251 Gas and oil	\$ 480	\$ 480		General Fund
	10-75-280 Telephone	\$ 2,440	\$ 2,440		General Fund
		<u>\$ 6,020</u>	<u>\$ 6,020</u>	<u>\$ -</u>	

**CEDAR CITY CORPORATION
FY 2026-27 OPERATIONAL REQUESTS**

Priority	Description	Estimated Incremental Cost	Recommended	Approved	Funding Source
FIRE					
10-73-111	overtime-perm	\$ 12,038	\$ 12,038		General Fund
10-73-120	salaries and wages - temp	\$ 36,500	\$ 36,500		General Fund
10-73-138	employee health	\$ 10,000	\$ 10,000		General Fund
10-73-210	subscriptions and memberships	\$ 3,480	\$ 3,480		General Fund
10-73-252	equipment maintenance	\$ 25,000	\$ 25,000		General Fund
10-73-262	building and grounds	\$ 5,750	\$ 5,750		General Fund
10-73-270	utilities	\$ 7,500	\$ 2,000		General Fund
10-73-280	telephone	\$ 1,811	\$ 1,811		General Fund
10-73-451	uniform allowance	\$ 8,950	\$ -		
10-73-452	protective clothing	\$ 2,340	\$ -		
10-73-453	volunteer insurance	\$ 1,900	\$ 1,900		General Fund
10-73-510	insurance and surety	\$ 2,610	\$ 2,610		General Fund
10-73-511	legal claims	\$ 3,260	\$ -		
		<u>\$ 121,139</u>	<u>\$ 101,089</u>	<u>\$ -</u>	
LEGAL					
10-44-310	professional and technical services	\$ (10,000)	\$ (10,000)		General Fund - decreased public defender fees
		<u>\$ (10,000)</u>	<u>\$ (10,000)</u>	<u>\$ -</u>	
AQUATIC CENTER					
20-40-230	travel and training	\$ 1,500	\$ 1,500		Aquatic Center/General Fund
20-40-252	chemicals	\$ 21,000	\$ 21,000		Aquatic Center/General Fund
20-40-451	uniforms	\$ 1,000	\$ 1,000		Aquatic Center/General Fund
20-40-610	Sundry	\$ 1,500	\$ 1,500		Aquatic Center/General Fund
		<u>\$ 25,000</u>	<u>\$ 25,000</u>	<u>\$ -</u>	
EVENTS					
30-40-221	event sponsorships	\$ 25,000	\$ 25,000		TRT Sales Tax
30-40-221	event sponsorships	\$ 10,000	\$ 10,000		TRT Sales Tax Fund Balance - 24th of July Celebration
30-40-223	runners series	\$ 20,000	\$ 20,000		TRT Sales Tax
30-40-310	professional and technical services	\$ 20,000	\$ 20,000		TRT Sales Tax Street Closures
		<u>\$ 75,000</u>	<u>\$ 75,000</u>	<u>\$ -</u>	

**CEDAR CITY CORPORATION
FY 2026-27 OPERATIONAL REQUESTS**

Priority	Description	Estimated Incremental Cost	Recommended	Approved	Funding Source
FACILITIES					
10-42-120	salaries and wages temp	\$ 5,110	\$ 5,110		money to be moved from other operations
10-42-261	janitorial supplies	\$ 67,700	\$ 67,700		money to be moved from other operations
		<u>\$ 72,810</u>	<u>\$ 72,810</u>	<u>\$ -</u>	
CROSS HOLLOW					
10-90-252	equipment maintenance	\$ 5,000	\$ 5,000		General Fund
10-90-312	computer and technical services	\$ 2,429	\$ 2,429		General Fund
		<u>\$ 7,429</u>	<u>\$ 7,429</u>	<u>\$ -</u>	
GOLF COURSE					
28-40-120	salaries and wages temp	\$ 20,000	\$ -		Golf Course
28-40-252	equipment maintenance	\$ 8,000	\$ 8,000		Golf Course
28-40-254	golf cart maintenance	\$ 9,000	\$ -		Golf Course
28-40-481	golf carts	\$ 20,000	\$ 20,000		Golf Course - Lease Yrly \$56,000
		<u>\$ 57,000</u>	<u>\$ 28,000</u>	<u>\$ -</u>	
PARKS					
10-83-252	equipment maintenance	\$ 7,600	\$ -		General Fund
10-83-262	building and ground maintenance	\$ 5,000	\$ -		General Fund
10-83-482	Urban forestry	\$ 10,000	\$ 10,000		General Fund
		<u>\$ 22,600</u>	<u>\$ 10,000</u>	<u>\$ -</u>	
RECREATION					
10-84-120	salaries and wages - temp	\$ 10,000	\$ 10,000		General Fund
		<u>\$ 10,000</u>	<u>\$ 10,000</u>	<u>\$ -</u>	
HERITAGE CENTER					
10-92-120	salaries and wages temp	\$ 50	\$ -		
10-92-112	overtime temp	\$ 750	\$ 750		
10-92-280	Telephone	\$ 1,500	\$ -		
		<u>\$ 2,300</u>	<u>\$ 750</u>	<u>\$ -</u>	

**CEDAR CITY CORPORATION
FY 2026-27 OPERATIONAL REQUESTS**

Priority	Description	Estimated Incremental Cost	Recommended	Approved	Funding Source
LIBRARY					
10-87-120	salaries and wages temp	\$ (4,502)	\$ (4,502)		
10-87-240	office supplies and expense	\$ 2,195	\$ 2,195		\$20k total requested
10-87-262	building and grounds	\$ 2,000	\$ 2,000		
10-87-312	computers and tech services	\$ 5,665	\$ 5,665		
10-87-313	guest speaker program	\$ (500)	\$ (500)		
		<u>\$ 4,858</u>	<u>\$ 4,858</u>	<u>\$ -</u>	
AIRPORT					
24-40-111	overtime - perm	\$ 4,600	\$ -		all funded with airport revenue
24-40-210	subscriptions & memberships	\$ 200	\$ -		all funded with airport revenue, changed his mind during budget meeting
24-40-230	travel and training	\$ 2,000	\$ 2,000		all funded with airport revenue
24-40-252	equipment maintenance	\$ 3,000	\$ 3,000		all funded with airport revenue
24-40-310	professional & tech services	\$ 5,000	\$ 5,000		all funded with airport revenue - User Fee Study
24-40-480	special department supplies	\$ 2,300	\$ 2,300		all funded with airport revenue
		<u>\$ 17,100</u>	<u>\$ 12,300</u>	<u>\$ -</u>	
PUBLIC WORKS FACILITIES					
61-40-111	overtime perm	\$ 500	\$ 500		Enterprise Funds
61-40-262	building and ground maintenance	\$ 63	\$ -		
61-40-312	computer and tech services	\$ (7)	\$ (7)		Enterprise Funds
		<u>\$ 556</u>	<u>\$ 493</u>	<u>\$ -</u>	
STREETS					
10-79-451	uniform service	\$ 500	\$ 500		General Fund
		<u>\$ 500</u>	<u>\$ 500</u>	<u>\$ -</u>	
FLEET					
10-78-210	subscriptions and memberships	\$ 5,000	\$ 5,000		GF/Enterprise Funds
		<u>\$ 5,000</u>	<u>\$ 5,000</u>	<u>\$ -</u>	

**CEDAR CITY CORPORATION
FY 2026-27 OPERATIONAL REQUESTS**

Priority	Description	Estimated Incremental Cost	Recommended	Approved	Funding Source
SEWER COLLECTIONS					
52-55-310	professional and tech services	\$ 5,000	\$ 5,000		Sewer Fund - User Fee Study
		<u>\$ 5,000</u>	<u>\$ 5,000</u>	<u>\$ -</u>	
SEWER TREATMENT					
53-56-252	Equipment Maintenance	\$ 15,000	\$ -		
53-56-254	chemicals	\$ 39,000	\$ 39,000		Sewer Plant Fund
53-56-262	building and grounds maintenance	\$ 2,000	\$ -		
53-56-310	professional and tech services	\$ 5,000	\$ 5,000		Sewer Plant Fund - User Fee Study
53-56-480	Special department supplies	\$ 3,000	\$ -		
		<u>\$ 64,000</u>	<u>\$ 44,000</u>	<u>\$ -</u>	
STORM DRAIN					
54-40-310	professional and tech services	\$ 5,000	\$ 5,000		Storm Drain Fund - User Fee Study
		<u>\$ 5,000</u>	<u>\$ 5,000</u>	<u>\$ -</u>	
SOLID WASTE					
55-40-310	professional and tech services	\$ 5,000	\$ 5,000		Solid Waste Fund - User Fee Study
		<u>\$ 5,000</u>	<u>\$ 5,000</u>	<u>\$ -</u>	
WATER					
51-40-240	office supplies and expenses	\$ 7,000	\$ 7,000		Water Fund
51-40-310	prof and tech services	\$ 5,000	\$ 5,000		Water Fund - User Fee Study
51-40-312	computer stuff	\$ 34,000	\$ 34,000		Water Fund
51-40-451	uniform services	\$ 1,000	\$ 1,000		Water Fund
51-40-481	new meters	\$ (250,000)	\$ (250,000)		Water Fund
51-40-611	employee recognition	\$ 250	\$ 250		Water Fund
		<u>\$ (202,750)</u>	<u>\$ (202,750)</u>	<u>\$ -</u>	

**CEDAR CITY CORPORATION
FY 2026-27 OPERATIONAL REQUESTS**

Priority	Description	Estimated Incremental Cost	Recommended	Approved	Funding Source
PARKING AUTHORITY					
	56-40-262 Building & Ground Maintenance West	\$ 25,000	\$ 25,000		Parking Authority Fund
	56-41-262 Building & Ground Maintenance East	\$ 7,000	\$ 7,000		Parking Authority Fund
		<u>\$ 32,000</u>	<u>\$ 32,000</u>	<u>\$ -</u>	
RDA					
	57-40-310 Prof & Tech Services	\$ 12,000	\$ 12,000		RDA
		<u>\$ 12,000</u>	<u>\$ 12,000</u>	<u>\$ -</u>	

**CEDAR CITY CORPORATION
FY 2026-27 CAPITAL REQUESTS**

Priority	Description	Estimated Cost	Carryover	Additional	Recommended	Approved	Funding Source	Account Code
FACILITY SERVICES								
1	Building Improvements & Pavements	30,000	-	-	5,000	-	General Fund - Facilities	10-42-720
		-	-	-	5,000	-	Water Fund	51-40-720
		-	-	-	5,000	-	Sewer Collection Fund	52-55-720
		-	-	-	5,000	-	Sewer Treatment Fund	53-56-720
		-	-	-	5,000	-	Storm Drain Fund	54-40-720
		-	-	-	5,000	-	Solid Waste Fund	55-40-720
Total Facility Services		30,000	-	-	30,000	-		
POLICE								
1	Vehicles - 10	760,000	-	-	760,000	-	Capital Improvement Fund	10-70-741
2	Tasers	11,300	-	-	11,300	-	General Fund	10-70-740
3	Gas Masks	10,000	-	-	10,000	-	General Fund	10-70-740
4	Driver Feedback Signs	22,500	-	-	22,500	-	General Fund	10-70-740
5	AED (Automated External Defibrillator)	34,000	-	-	34,000	-	General Fund	10-70-740
6	Treadmills	5,000	-	-	-	-	No	
Total Police		842,800	-	-	837,800	-		

**CEDAR CITY CORPORATION
FY 2026-27 CAPITAL REQUESTS**

Priority	Description	Estimated Cost	Carryover	Additional	Recommended	Approved	Funding Source	Account Code
FIRE								
1	Command Vehicle	255,100	-	-	255,100	-	Capital Improvement; Interlocal Agreement	10-73-741
2	Loose equipment Ladder 31	155,000	-	-	155,000	-	Capital Improvement Fund	10-73-740
3	Type 3/1 Engine	820,000	-	-	820,000	-	Capital Improvement; Interlocal Agreement	10-73-741
4	Fire Station / Police Substation Construction	8,500,000	-	-	-	-	No	
5	Masticator head for fuel work	80,000	-	-	80,000	-	Capital Improvement Fund	10-73-740
6	Training door	10,000	-	-	-	-	No, Can fund in 25/26 operating	
7	Vehicle Exhaust West Station	10,000	-	-	-	-	No, Can fund in 25/26 operating	
8	West Station flush coat	7,500	-	-	-	-	No, Can fund in 25/26 operating	
	Total Fire	9,837,600	-	-	1,310,100	-		
BUILDING INSPECTION								
1	Ford Ranger	38,000	-	-	-	-	No	
	Total Building	38,000	-	-	-	-		
ANIMAL CONTROL								
1	Conex Storage Container	10,000	-	-	10,000	-	General Fund	10-76-730
	Animal Shade Structures	45,000	-	-	-	-	No	
	Total Animal Control	55,000	-	-	10,000	-		

CEDAR CITY CORPORATION
FY 2026-27 CAPITAL REQUESTS

Priority	Description	Estimated Cost	Carryover	Additional	Recommended	Approved	Funding Source	Account Code
STREETS & HIGHWAYS								
1	Dump Truck with Plow and Sander	345,157	-	-	345,157	-	C-Road Fund	10-79-741
2	Sweeper	409,205	-	-	409,205	-	C-Road Fund	10-79-741
3	2400 North from Clark Pkwy to 2200 W	650,000	-	-	650,000	-	Transportation Impact Fees	25-40-733
4	Eagle Ridge Bypass Road - Sinking Fund	700,000	-	-	700,000	-	Transportation Impact Fees	25-40-735
5	170 West Re-construction from 820 S to Green St	925,000	-	-	-	-	No	
6	Asphalt Patch Box	10,153	-	-	10,153	-	C-Road Fund	10-79-740
7	Old Sorrel Pkwy from Cross Hollow Rd. to Westview Dr.	500,000	-	-	500,000	-	Transportation Impact Fees	25-40-730
8	Relocate Fence along Wedgewood Lane	10,000	-	-	-	-	No	
9	Wedgewood Ln from 1600N to Canyon Commercial Ave	650,000	-	-	-	-	No	
Total Streets & Highway		4,199,515	-	-	2,614,515	-		

ENGINEERING								
1	Front Office Furniture Expansion	79,100	19,100	60,000	-	-	No	
2	Computers - 2	5,000	-	-	5,000	-	General Fund	10-81-740
3	Development Review Software	62,000	-	-	62,000	-	General Fund	10-81-312
4	AutoCAD Software - 2 Additional Seats	6,000	-	-	6,000	-	General Fund	10-81-312
5	Replace GPS Rover Survey Equipment	43,000	-	-	43,000	-	General Fund	10-81-740
6	Street Widening	800,000	-	-	800,000	-	Transportation Impact Fees	25-40-730
7	Intersection Widening - 1600 N. & Lund	300,000	-	-	300,000	-	Transportation Impact Fees	25-40-730
8	Traffic Studies	60,000	-	-	60,000	-	Transportation Impact Fees	25-40-310
Total Engineering		1,336,000	19,100	60,000	1,276,000	-		

PARKS & CEMETERY								
1	Med 4WD Mower	37,000	-	-	37,000	-	Capital Improvement Fund	10-83-740
2	Sm Collection Mower	17,000	-	-	17,000	-	Capital Improvement Fund	10-83-740
3	Cemetery Renovation Phase 4	525,000	-	-	525,000	-	Capital Improvement Fund	10-83-732
4	Fiddlers Park	4,032,831	2,332,831	1,700,000	850,000	-	Parks & Rec Impact Fees	26-40-737
5	Iron West Complex	1,050,000	488,000	562,000	281,000	-	Parks & Rec Impact Fees	26-40-735
6	Cross Hollow / Old Sorrel Trail Connection	400,001	347,001	53,000	-	-	No	
Total Parks & Cemetery		6,061,832	3,167,832	2,315,000	1,710,000	-		

CEDAR CITY CORPORATION
FY 2026-27 CAPITAL REQUESTS

Priority	Description	Estimated Cost	Carryover	Additional	Recommended	Approved	Funding Source	Account Code
RECREATION								
1	Gymnasium	5,700,000	2,000,000	3,700,000	-	No		Reserve
Total Recreation		5,700,000	2,000,000	3,700,000	-	-		
LIBRARY								
1	Server Replacement	25,000	-	-	25,000	-	General Fund	10-87-740
2	Rotation of Public Computers	5,250	-	-	5,250	-	General Fund	10-87-740
Total Library		30,250	-	-	30,250	-		
CROSS HOLLOW'S EVENT CENTER								
1	Tractor Lease	10,260	-	-	10,260	-	General Fund	10-90-740
2	Coolers	22,794	-	-	22,794	-	General Fund	10-90-740
3	Bleachers	38,432	-	-	38,432	-	General Fund	10-90-740
Total Cross Hollows Event Center		71,486	-	-	71,486	-		
HERITAGE CENTER / FESTIVAL HALL								
1	2028 Heritage Theater Renovation Fund	3,000,000	1,500,000	1,000,000	-	No		Reserve
Total Heritage Center / Festival Hall		3,000,000	1,500,000	1,000,000	-	-		
AQUATIC CENTER								
1	Acoustic Sound Panels for leisure & lap pool	60,000	-	-	-	No		
Total Aquatic Center		60,000	-	-	-	-		

**CEDAR CITY CORPORATION
FY 2026-27 CAPITAL REQUESTS**

Priority	Description	Estimated Cost	Carryover	Additional	Recommended	Approved	Funding Source	Account Code
CATS								
1	New Bus (\$384,000 Grant)	96,000	-	-	-	-	No	
2	Bus Stops (\$16,000 Grant)	4,000	-	-	-	-	No	
	Total CATS	100,000	-	-	-	-		
AIRPORT								
1	AIP Design Taxiway A - Phase 1	68,420	-	-	68,420	-	FAA Grant - \$1.3 million, 1,368,420 total	43-40-733
2	Airport Terminal CCTV Expansion	60,000	-	-	60,000	-	Airport Special Revenue	24-40-720
3	Snow Removal Equipment	60,000	-	-	-	-	No	
4	Reroof Historical Domed Hangar	50,000	-	-	50,000	-	Airport Special Revenue	24-40-720
5	North Hangar Stormwater Project	50,000	-	-	-	-	No	
6	East Apron Gate Relocation	50,000	-	-	50,000	-	Airport Special Revenue	24-40-730
7	Lighted X pair for runway closures	55,000	-	-	-	-	No	
8	Diesel Tank for Airport Equipment	5,500	-	-	5,500	-	Airport Special Revenue	24-40-740
9	Lighting in T-Hangars	7,000	-	-	7,000	-	Airport Special Revenue	24-40-730
	Total Airport	405,920	-	-	240,920	-		
GOLF COURSE								
1	Restroom - Hole #5	125,000	-	-	125,000	-	Golf Fund	28-40-720
2	Fairway Mower	100,300	-	-	100,300	-	Golf Fund	28-40-740
3	2 Small Utility Vehicles	34,700	-	-	34,700	-	Golf Fund	28-40-740
4	Bunker Renovation	15,000	-	-	15,000	-	Golf Fund	28-40-480
5	Total Golf Course	275,000	-	-	275,000	-		
EVENTS								
1	Box Truck	70,000	-	-	-	-	May have one in Streets that can be used	
	Total Events	70,000	-	-	-	-		

**CEDAR CITY CORPORATION
FY 2026-27 CAPITAL REQUESTS**

Priority	Description	Estimated Cost	Carryover	Additional	Recommended	Approved	Funding Source	Account Code
WATER								
1	Waterline Replacement Projects	1,500,000	-	-	1,500,000	-	Water Fund	51-40-731
2	Work Truck (2 @ \$52,500)	130,000	-	-	130,000	-	Water Fund	51-40-741
3	Hydro-Vac Trailer	55,000	-	-	55,000	-	Water Fund	51-40-740
4	Demo & Removal of Cedar Canyon Tank	50,000	-	-	50,000	-	Water Fund	51-40-722
5	1600 North Waterline Upsizing from Lund to Eq. Pointe	375,000	-	-	375,000	-	Water Impact Fees	51-40-732
6	Westview Dr. Waterline from Fondation Trail to Benson Way	200,000	-	-	200,000	-	Water Fund	51-40-731
7	Update & Recalibrate the Water Model	10,000	-	-	10,000	-	Water Fund	51-40-310
8	Waterline Betterment Costs for I-15 So. Interchange Project	280,000	-	-	280,000	-	Water Fund	51-40-731
9	Water Line Upsizing / New Development	1,800,000	-	-	1,800,000	-	Water Impact Fees	51-40-732
10	Water Rights Acquisition	100,000	-	-	100,000	-	Water Fund	51-40-712
	Water Requests	4,500,000	-	-	4,500,000	-		
	Culinary Well - 3000 North	3,500,000	188,470	3,311,530	3,311,530	-	Bond	51-40-711
	1700 W Waterline Loop/Replacement	284,651	204,651	80,000	-	-	Water Fund	51-40-731
	800 West Street Extension - Waterline	130,000	90,000	40,000	40,000	-	Water Fund	51-40-735
	3900 W. Waterline Systems Looping	2,700,000	1,100,000	1,600,000	1,600,000	-	Water Fund	51-40-737
	Chlorination System for Wells	207,832	132,832	75,000	75,000	-	Water Fund	51-40-740
	Carry-Overs Total	6,822,483	1,715,953	5,106,530	5,026,530	-		
	Total Water Requests	9,606,530						
	Total Water Recommended	9,526,530						
SEWER COLLECTION								
1	Pick-Up Truck	63,500	-	-	63,500	-	Sewer Collection Fund	52-55-741
2	Sewer Line Rehabilitation Projects	500,000	-	-	500,000	-	Sewer Collection Fund	52-55-731
3	Update the Sewer Model	20,000	-	-	20,000	-	Sewer Collection Fund	52-55-310
4	Sewer Line Upsizing	600,000	-	-	350,000	-	Sewer Collection Impact Fee	52-55-732
5	800 W. Street Extension-Sewer Improvements	45,000	-	-	45,000	-	Sewer Collection Fund	52-55-730
	Sewer Collection Requests	1,228,500	-	-	978,500	-		
6	BZI Trunkline Upsizing 30-inch	2,425,818	5,818	2,420,000	-	-	Sewer Collection Impact Fee	52-55-732
	Carry-Overs Total	2,425,818	5,818	2,420,000	-	-		
	Total Sewer Requests	3,648,500						

**CEDAR CITY CORPORATION
FY 2026-27 CAPITAL REQUESTS**

Priority	Description	Estimated Cost	Carryover	Additional	Recommended	Approved	Funding Source	Account Code
WASTEWATER TREATMENT PLANT								
1	Skid Loader	6,000	-	-	6,000	-	Sewer Treatment fund	53-56-740
2	(2) Clarifier Gear Drives and Mechanism Replacements	1,400,000	-	-	1,400,000	-	Sewer Treatment fund	53-56-730
3	Rolloff Dumpster Truck	260,000	-	-	260,000	-	Sewer Treatment fund	53-56-741
4	Headworks Conveyor replacement	200,000	-	-	200,000	-	Sewer Treatment fund	53-56-740
4	Headworks Conveyor modifications-refurbish	60,000	-	-	-	-	No	
5	2 Utility Bed Golf Carts	27,000	-	-	27,000	-	Sewer Treatment fund	53-56-740
5	2 Utility Bed Golf Carts-used	17,500	-	-	-	-	No	
6	Chemical Feed Skip	9,000	-	-	-	-	No	
7	8" waterline from CVWC back-up water source	200,000	-	-	200,000	-	Sewer Treatment fund	53-56-730
8	Portable Sewer Line Inspection Camera	16,000	-	-	16,000	-	Sewer Treatment fund	53-56-740
9	Humas return pump station upgrade for reuse project	200,000	-	-	200,000	-	Sewer Treatment fund	53-56-730
10	Effluent Type I Reuse Pump Station and pipeline-additional \$	640,000	-	-	640,000	-	Sewer Treatment fund	53-56-732
11	Expansion Study	130,000	-	-	130,000	-	Sewer Treatment fund	53-56-310
	Wastewater Treatment Plant	3,165,500	-	-	3,079,000	-		
STORM DRAIN								
1	Walk Behind Concrete Saw/Replacement	15,000	-	-	15,000	-	Storm Drain Fund	54-40-740
2	Rubber Tire Excavator/Replacement for John Deere	429,000	-	-	-	-	No	
4	Storm Drain Betterment for I-15 Interchange	40,000	-	-	40,000	-	Storm Drain Fund	54-40-730
7	Sunrise Ave S.D. Improvements	150,000	-	-	150,000	-	Storm Drain Fund	54-40-730
8	Fiddlers Canyon Road Master Planned S.D.	1,300,000	-	-	-	-	No	
9	Storm Drain Upsizing for New Developments	600,000	-	-	600,000	-	Storm Drain Impact Fees	54-40-732
10	Storm Drain Master Plan	150,000	-	-	150,000	-	Storm Drain Impact Fees	54-40-310
11	Rose Hill Road Drainage Improvements	150,000	-	-	-	-	No	
12	Cross Hollow Drainage Channel Extension	360,000	-	-	-	-	No	
	Storm Drain Requests	3,194,000	-	-	955,000	-		
3	S.D. Improvements North of SR-56 at Cove Drive	545,000	45,000	500,000	500,000	-	Storm Drain Impact Fees	54-40-730
5	800 West Storm Drain from 200 N to 750 N	1,444,302	1,244,302	200,000	200,000	-	Storm Drain Impact Fees	54-40-739
6	800 West Storm Drain from 750 N to Coal Creek	486,000	386,000	100,000	100,000	-	Storm Drain Fund	54-40-739
13	NRCS Greens Lake Dams Rehabilitation - Sinking Fund	850,000	308,000	542,000	-	-	No	Reserve
	Carry-Overs Total	3,325,302	1,983,302	1,342,000	800,000	-		
	Total Storm Drain	4,536,000						
	Total Recommended	1,755,000						

**CEDAR CITY CORPORATION
FY 2026-27 CAPITAL REQUESTS**

Priority	Description	Estimated Cost	Carryover	Additional	Recommended	Approved	Funding Source	Account Code
SOLID WASTE								
1	Roll Off Truck Body Installed	94,365	-	-	94,365	-	Solid Waste Fund	55-40-740
	Total Solid Waste	94,365	-	-	94,365	-		
REDEVELOPMENT AGENCY FUND								
1	South Main Street Lights Continuation	350,000	-	-	350,000	-	RDA Fund	57-40-730
	Total RDA	350,000	-	-	350,000	-		

**CEDAR CITY CORPORATION
FY 2026-27 PERSONNEL REQUESTS**

Priority	Description	Estimated Cost	Recommended	Approved	Funding Source
LEGAL					
1	Regular Overtime	6,000	6,000	-	General Fund
Total Legal Requests		6,000	6,000	-	
POLICE					
1	Detective	135,221	135,221	-	General Fund
2	Traffic Enforcement Officer	112,486	112,486	-	General Fund
3	Patrol Officer	112,486	112,486	-	General Fund
3	Patrol Officer	112,486	-	-	General Fund
4	Police Services Specialist	80,613	-	-	General Fund
Total Police Requests		553,292	360,193	-	
FIRE					
1	Executive Assistant 5.37	85,034	85,034	-	General Fund
2	Fulltime Firefighter	276,348	-	-	General Fund
3	Fulltime Firefighter	276,348	-	-	General Fund
4	Fulltime Firefighter	276,348	-	-	General Fund
5	Payout for Retirement	26,937	26,937	-	General Fund
Total Fire Requests		941,015	111,971	-	
BUILDING					
1	Building Inspector II	96,705	-	-	Building Permit Revenue Giving up PT
Total Building Requests		96,705	-	-	
ANIMAL CONTROL					
1	Full-time Shelter Assistant	72,760	-	-	Decrease Part-time Shelter Assistants to 4 from 5
Total Animal Control Requests		72,760	-	-	
ENGINEERING					
1	Project Engineer	133,243	133,243	-	General Fund
Total Engineering Requests		133,243	133,243	-	
PARKS & CEMETERY					
1	Parks Maintenance Worker II	86,848	86,848	-	General Fund. Reduce PT by 36k
Total Parks & Cemetery Requests		86,848	86,848	-	
CROSS HOLLOW					
1	Maintenance Worker	82,229	82,229	-	General Fund
2	Scotts Comp Time	15,708	15,708	-	General Fund
Total Cross Hollow		97,937	97,937	-	

**CEDAR CITY CORPORATION
FY 2026-27 PERSONNEL REQUESTS**

Priority	Description	Estimated Cost	Recommended	Approved	Funding Source
HERITAGE CENTER / FESTIVAL HALL					
1	Facilities Maintenance Position	80,000	-	-	
Total Heritage Center / Festival Hall Requests		80,000	-	-	
EVENTS					
1	Part-time Community Partnerships/Grants Coordinator	28,000	28,000	-	TRT
Total Events Requests		28,000	28,000	-	
WATER					
1	Assistant Water Superintendent 12.75	15,000	-	-	Upgrade
2	Water Operator V 9.35	15,000	-	-	Upgrade
3	Water Operator II 6.28	76,975	-	-	
Total Water Requests		106,975	-	-	
SEWER COLLECTION					
1	Waste Water Collections Lead Operator-Upgrade	4,538	4,538	-	Sewer
Total Sewer Collection Requests		4,538	4,538	-	
WASTEWATER TREATMENT PLANT					
1	Wastewater Plant Operator 5.97	80,394	-	-	
Total Wastewater Treatment Plant Requests		80,394	-	-	
STORM DRAIN					
1	Equipment Operator 6.26	90,007	90,007	-	Storm Drain
1	Equipment Operator 6.26	90,007	90,007	-	Storm Drain
Total Storm Drain Requests		180,014	180,014	-	
Total Fund Requests		2,363,784	1,002,744	-	

Operating Expense Budget Summary

Fund	Actual FY21/22	Actual FY22/23	Actual FY23/24	Actual FY24/25	Adopted FY25/26	Proposed FY26/27
10 General Fund	\$ 19,292,439	\$ 21,067,364	\$ 23,570,988	\$ 24,431,631	\$ 26,593,976	\$ 29,593,698
20 Aquatic Center	1,190,566	1,478,540	1,568,502	1,505,054	1,515,081	1,534,636
22 Cedar Area Transit Service	225,888	236,056	244,029	240,776	293,542	293,551
24 Airport	551,258	660,578	658,062	754,940	776,847	834,403
28 Golf Course	970,145	957,909	1,188,705	1,214,740	1,205,020	1,301,562
29 RAP Sales Tax	365,645	1,219,411	1,148,459	1,079,288	1,191,720	1,237,361
30 TRT Sales Tax	341,140	370,480	531,373	544,014	524,584	656,006
51 Water	4,575,959	4,849,944	5,274,064	7,711,969	5,870,580	4,171,554
52 Sewer Collection	1,513,315	1,661,603	1,859,999	2,955,003	1,992,174	1,179,436
53 Sewer Plant	2,614,450	2,934,880	3,030,383	4,094,268	3,649,605	2,965,074
54 Storm Drain	884,643	859,530	924,931	1,250,650	967,128	1,031,126
55 Solid Waste	800,233	853,295	989,032	1,134,668	980,728	812,698
56 Downtown Parking Authority	22,250	49,754	32,708	20,915	34,073	65,785
57 Redevelopment Agency	663,842	831,890	733,733	945,609	1,037,819	1,080,942
61 Public Works Facilities	190,851	218,565	212,442	302,525	262,849	192,990
76 Iron / Garfield Task Force	108,250	97,338	136,333	166,078	150,500	231,911
Total Expenditure all Funds	\$ 34,310,873	\$ 38,347,137	\$ 42,103,743	\$ 48,352,129	\$ 47,046,227	\$ 47,182,733

Budget Summary - Operating & Non-Operating						
Fund	Actual FY21/22	Actual FY22/23	Actual FY23/24	Actual FY24/25	Adopted FY25/26	Proposed FY26/27
Revenue						
10 General Fund	\$ 31,354,345	\$ 34,817,558	\$ 35,508,948	\$ 35,956,866	\$ 35,414,437	\$ 37,763,071
20 Aquatic Center	1,191,237	1,509,664	1,608,593	1,544,074	1,539,507	1,534,636
22 Cedar Area Transit Service	263,055	293,834	589,297	262,614	296,542	296,551
24 Airport	1,282,920	838,337	1,636,813	1,079,911	848,693	1,075,323
25 Transportation Impact Fees	830,827	700,399	951,019	913,033	1,349,000	3,010,000
26 Parks & Recreation Impact Fees	1,007,042	860,707	987,547	996,401	600,000	1,131,000
27 Public Safety Impact Fees	316,434	205,962	451,276	453,301	113,895	113,895
28 Golf Course	1,212,414	1,220,427	1,410,311	1,331,030	1,259,020	1,561,562
29 RAP Sales Tax Fund	1,148,805	1,279,371	1,346,490	1,423,672	1,191,720	1,237,361
30 TRT Sales Tax Fund	398,879	448,567	499,492	517,385	611,584	656,006
31 Debt Service Fund	511,088	510,733	510,733	506,152	509,726	509,565
40 Coal Creek Flood Control Project	53,087	4,226	82,147	1,755,746	3,189,611	-
41 Aquatic Center Construction	-	40,935	109,214	73,245	-	-
43 Airport Construction Fund	864,092	437,249	1,016,713	6,124,561	1,196,919	1,368,420
44 Westview Drive Capital Project	-	-	-	-	-	-
46 Capital Improvements Fund	4,691,439	5,178,853	5,850,389	1,645,318	2,987,230	2,649,100
49 Animal Shelter Project	4,250	-	-	-	-	-
51 Water Fund	13,585,506	13,559,259	43,634,512	14,148,734	32,008,767	15,418,307
52 Sewer Collection Fund	4,039,930	5,214,832	4,789,487	5,572,832	2,094,614	2,268,736
53 Sewer Plant Fund	3,622,218	3,786,252	4,259,703	4,350,262	4,286,604	5,919,074
54 Storm Drain Fund	1,097,203	2,379,379	2,203,393	2,207,764	2,349,443	2,932,058
55 Solid Waste Fund	916,778	1,255,493	1,374,027	1,448,115	1,287,516	1,197,800
56 Downtown Parking Authority FND	45,980	56,572	57,817	43,606	46,113	74,385
57 Redevelopment Agency Fund	1,072,345	966,856	1,245,634	1,742,017	1,694,883	1,622,850
58 Municipal Building Authority	128,329	160,084	160,024	161,934	161,629	160,970
61 Public Works Facilities	295,703	241,347	834,977	540,909	492,799	390,990
76 Iron/Garfield Task Force Grant	73,457	84,980	164,726	165,078	150,500	231,911
80 SID Guarantee Fund	1	4	7	6	-	-
82 SID 02-1	58	378	563	538	-	-
86 SID 98-1	1	4	6	6	-	-
97 SID 97-1	5	32	47	45	-	-
Total Revenue all Funds	\$ 70,007,426	\$ 76,052,294	\$ 111,283,903	\$ 84,965,160	\$ 95,680,752	\$ 83,123,571
Expense						
10 General Fund	\$ 28,186,393	\$ 35,243,386	\$ 35,327,169	\$ 32,270,217	\$ 35,414,437	\$ 37,763,071
20 Aquatic Center	1,244,445	1,478,540	1,603,519	1,547,503	1,539,507	1,534,636
22 Cedar Area Transit Service	225,888	236,123	465,820	274,681	296,542	296,551
24 Airport	614,299	727,010	727,062	1,080,850	848,693	1,075,323
25 Transportation Impact Fees	215,716	1,081,792	361,109	18,127	1,349,000	3,010,000
26 Parks & Recreation Impact Fees	103,217	883,808	816,631	117,272	600,000	1,131,000
27 Public Safety Impact Fees	95,385	94,695	95,435	98,661	113,895	113,895
28 Golf Course	1,038,573	1,004,533	1,380,527	1,332,588	1,259,020	1,561,562
29 RAP Sales Tax Fund	365,645	1,219,411	1,148,459	1,079,288	1,191,720	1,237,361
30 TRT Sales Tax Fund	379,820	370,480	556,468	563,914	611,584	656,006
31 Debt Service Fund	507,211	506,271	507,246	506,152	509,726	509,565
40 Coal Creek Flood Control Project	53,087	4,226	49,636	1,788,302	3,189,611	-
41 Aquatic Center Construction	-	40,935	109,214	73,245	-	-
43 Airport Construction Fund	864,092	419,088	1,338,133	6,172,743	1,196,919	1,368,420
44 Westview Drive Capital Project	-	-	-	-	-	-
46 Capital Improvements Fund	284,672	868,364	8,466,849	1,669,878	2,987,230	2,649,100
49 Animal Shelter Project	-	-	-	9,920	-	-
51 Water Fund	6,382,229	8,409,979	42,272,495	8,966,223	32,008,767	15,418,307
52 Sewer Collection Fund	2,931,251	3,065,365	3,929,898	2,249,067	2,094,614	2,268,736
53 Sewer Plant Fund	2,941,418	3,234,974	3,610,139	3,326,280	4,286,604	5,919,074
54 Storm Drain Fund	1,360,317	1,474,164	2,204,841	986,277	2,349,443	2,932,058
55 Solid Waste Fund	1,162,891	874,533	1,609,197	981,590	1,287,516	1,197,800
56 Downtown Parking Authority FND	30,850	58,354	41,308	29,515	46,113	74,385
57 Redevelopment Agency Fund	1,017,525	1,005,907	1,129,267	1,243,523	1,694,883	1,622,850
58 Municipal Building Authority	156,860	156,968	156,809	158,719	161,629	160,970
61 Public Works Facilities	332,819	300,300	875,383	237,259	492,799	390,990
76 Iron/Garfield Task Force Grant	108,250	97,338	136,333	166,078	150,500	231,911
80 SID Guarantee Fund	-	-	-	-	-	-
82 SID 02-1	-	-	-	-	-	-
86 SID 98-1	-	-	-	-	-	-
97 SID 97-1	-	-	-	-	-	-
Total Expenditure all Funds	\$ 50,602,850	\$ 62,856,543	\$ 108,918,947	\$ 66,947,875	\$ 95,680,752	\$ 83,123,571
Surplus / (Deficit)	\$ 19,404,576	\$ 13,195,751	\$ 2,364,957	\$ 18,017,285	\$ -	\$ -

**CEDAR CITY CORPORATION
PRINCIPAL & INTEREST DEBT PAYMENT SCHEDULE**

	2020	2021	2022	2023	2024	2025	2026	2027	2028	2029	2030
GENERAL FUND											
General Obligation:											
20 GO Refunding Bond	587,900	588,465	588,555	588,170	507,537	506,476	506,370	506,208	365,991	367,273	366,499
Revenue:											
11 Sales Tax Revenue Bond	967,138	967,725	-	-	-	-	-	-	-	-	-
13 MBA Lease Revenue Bond	95,385	95,170	94,940	94,695	95,435	95,145	94,840	95,520	95,170	94,805	96,425
18 MBA Lease Revenue Bond	30,132	31,625	31,625	63,625	62,825	65,025	65,150	64,250	63,350	62,450	63,550
16 RDA Rental Revenue Bond	187,151	187,051	187,496	187,446	186,881	187,696	187,064	-	-	-	-
General Fund Total	1,867,705	1,870,036	902,616	933,936	852,678	854,341	853,423	665,978	524,511	524,528	526,474
ENTERPRISE FUND											
Water Fund:											
20 Water Revenue Bond	277,208	280,645	278,708	277,248	265,894	263,844	265,531	266,871	262,732	263,452	262,917
23A Water Revenue Bond	-	-	-	-	-	904,364	903,041	901,762	905,544	905,149	905,645
23B Water Revenue Bond	-	-	-	-	-	632,419	435,659	436,591	436,486	436,378	436,267
Storm Drain Fund:											
20 Storm Water Revenue Bond	294,733	294,883	295,291	294,367	284,210	283,782	284,032	284,932	284,321	283,469	283,371
Total P+	2,439,645	2,445,563	1,476,614	1,505,550	1,402,781	2,938,750	4,496,175	4,310,827	4,168,104	4,167,780	4,169,160