



CEU Audit May 2025 to April 2026

CEU Audit



Demonstrates knowledge of statutes, regulations & compliance for license type.



Randomized list enhances & enforces accountability for license holders regardless of how long they have been licensed.



Adequate documentation is essential for compliance, consistency, clarity, & record keeping.

April 2025 - Chose 8 license types to audit; coordinated with supervisor to pull random list of licensees who renewed in 2024

May - Clinical Mental Health Counselors (CMHC)

June - Behavior Analysts & Assistant Behavior Analysts

July - Psychologists

August - Marriage & Family Therapists (MFT)

September - Social Service Workers (SSW)

October - Certified Social Workers (CSW)

November - Licensed Clinical Social Workers (LCSW) Last Name: A-Dal

December - LCSW (Dav-Jones)

January 2026 - LCSW (K-Ram)

February - LCSW (Ran-Z)

March - Clean up

Stats

Renewed	License Type	3%	5%	7%	10%
1,158	Psychologist	35	58	82	116
621	Behavior Analyst	19	32	44	63
12	Assistant Behavior Analyst	1	1	1	2
5,648	Licensed Clinical Social Worker	170	283	396	565
1,392	Certified Social Worker	42	70	98	140
1,531	Social Service Worker	46	77	108	154
1,149	Marriage & Family Therapist	35	58	81	115
2,150	Clinical Mental Health Counselor	65	108	151	215
Data pulled by Ernest Gamonal - Quality Assurance on 04/03/2025					
Provided random list of licensees on 04/22/2025					

CEU Audit Process

Random list created

Audit letters added to MLO, hold placed on license

Letters sent to email address on file used to renew license in 2024

Given 30 days to respond

Sent 2nd notices sent out February & March 2026

Hold on license removed once cleared

Final submissions added to MLO

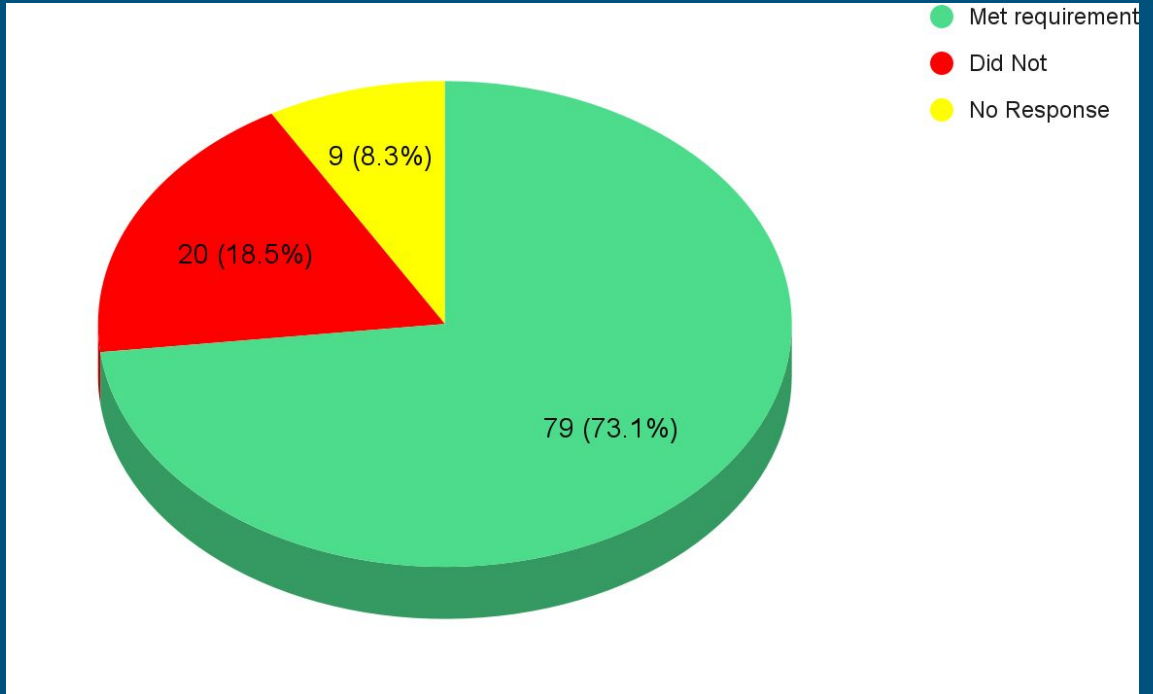
Clinical Mental Health Counselors

108 audited.

79 met requirements

20 Did not

9 No response



Behavior Analysts & Assistant Behavior Analysts



100% Compliance



Behavior Analysts
Audited



Assistant BAs
Audited



No DOPL CEU requirement.



CEU requirement through BACB.



32 Total CEUs

- 4 in Ethics
- 3 in Supervision (supervisors only)

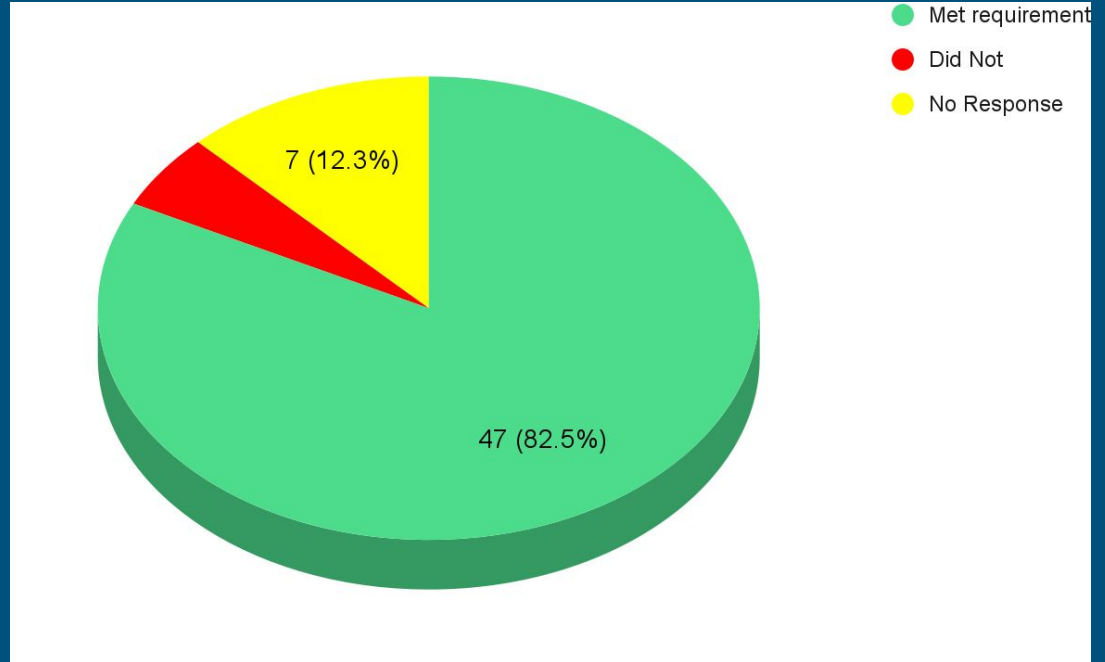
Psychologists

57 Psychologists were audited.

47 met requirements

3 Did not

7 No response



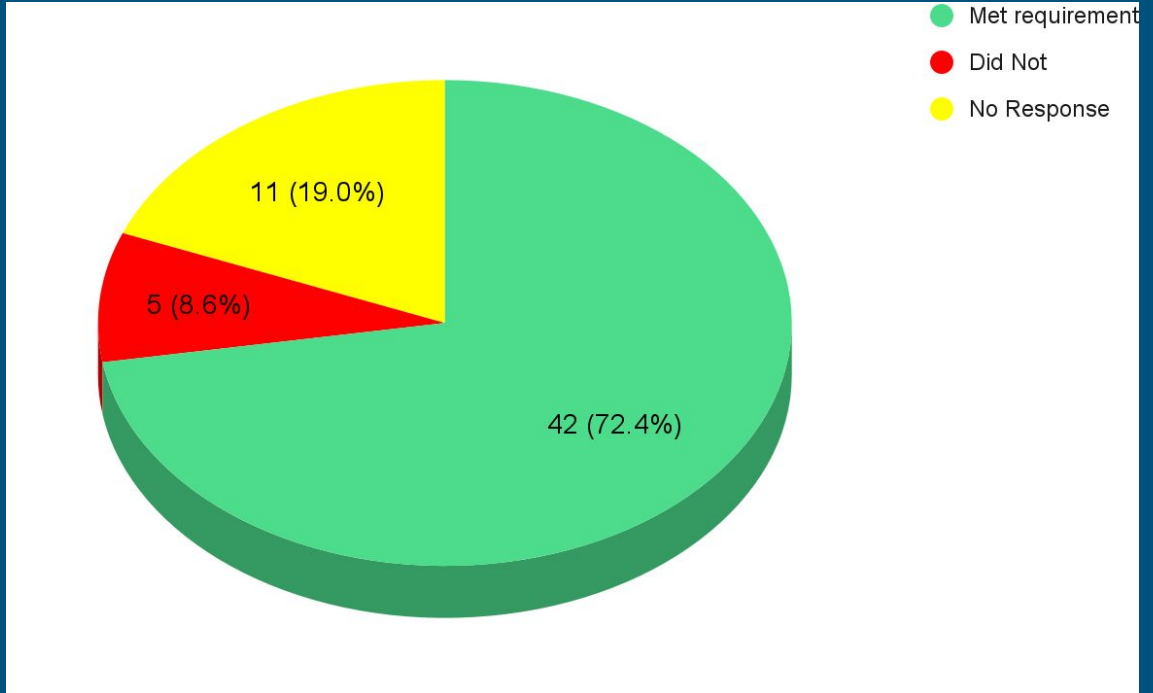
Marriage & Family Therapists

58 MFTs were audited.

42 met requirements

5 Did not

11 No response



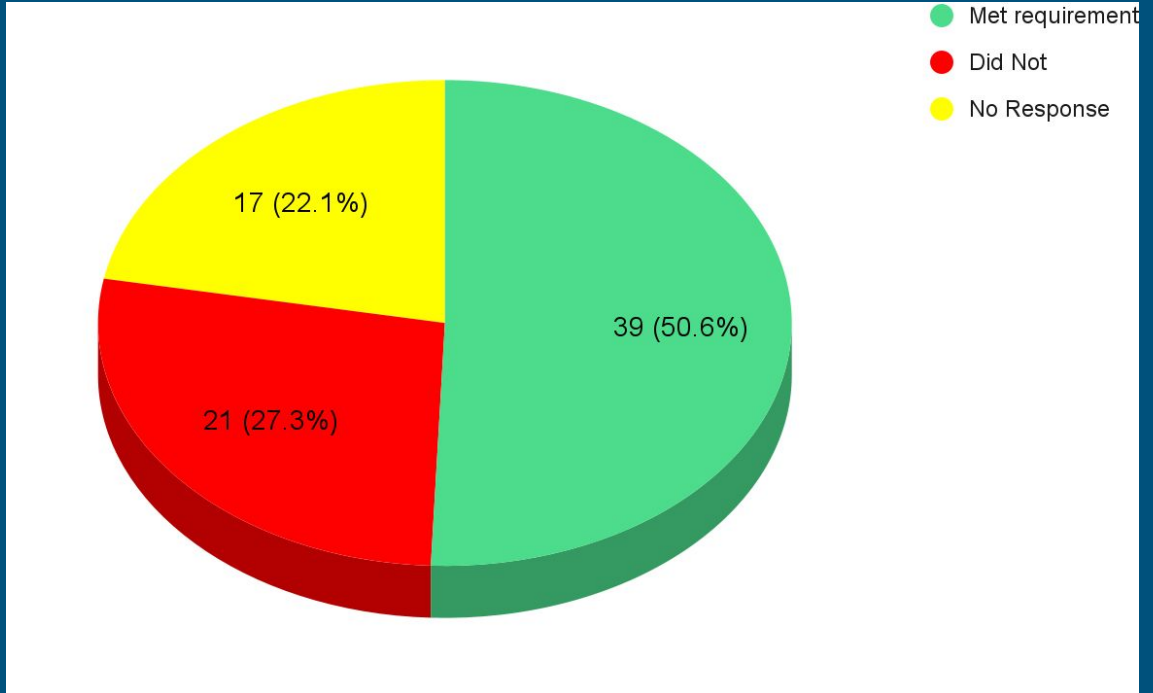
Social Service Workers

77 SSWs were audited.

39 met requirements

21 Did not

17 No response



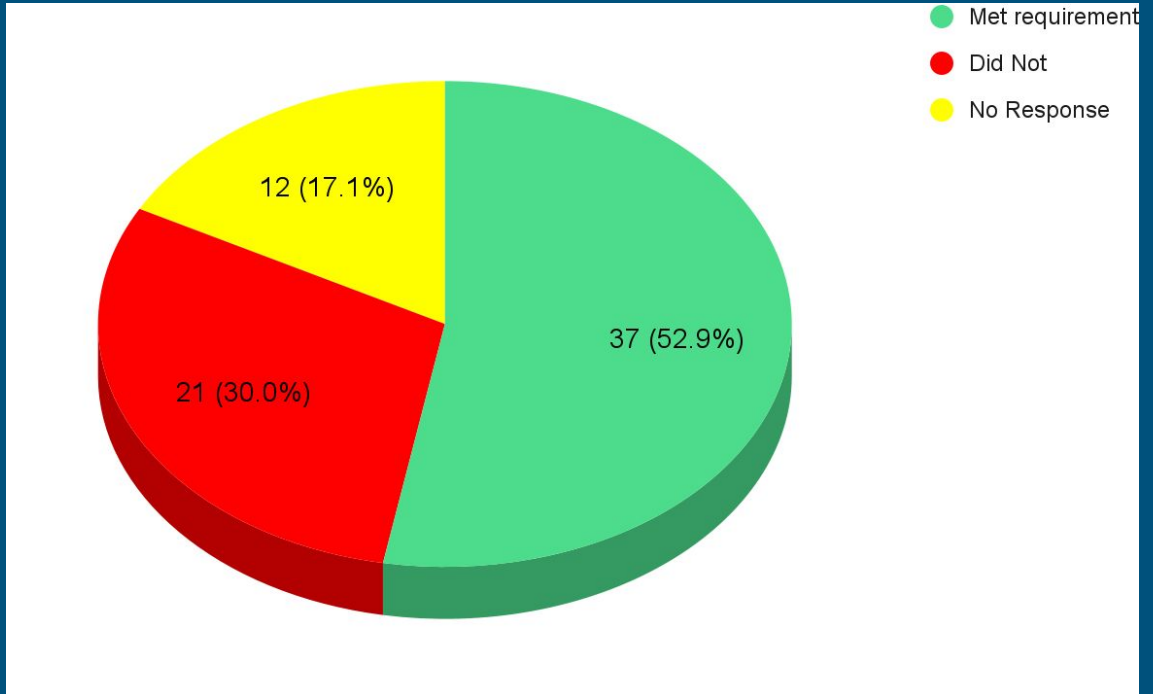
Certified Social Workers

70 CSWs were audited.

37 met requirements

21 Did not

12 No response



Licensed Clinical Social Workers

283 LCSWs were audited.

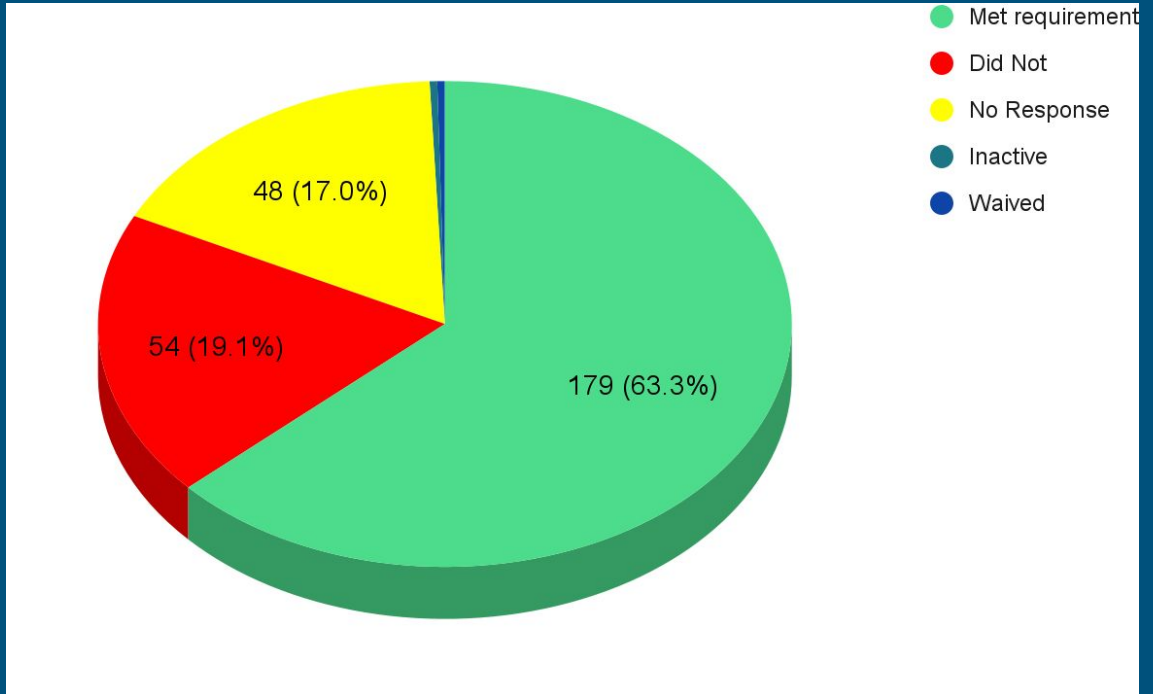
179 met requirements

54 Did not

48 No response

1 Inactive

1 Waived



No Response Follow Up

104 licensees did not respond

9 CMHC

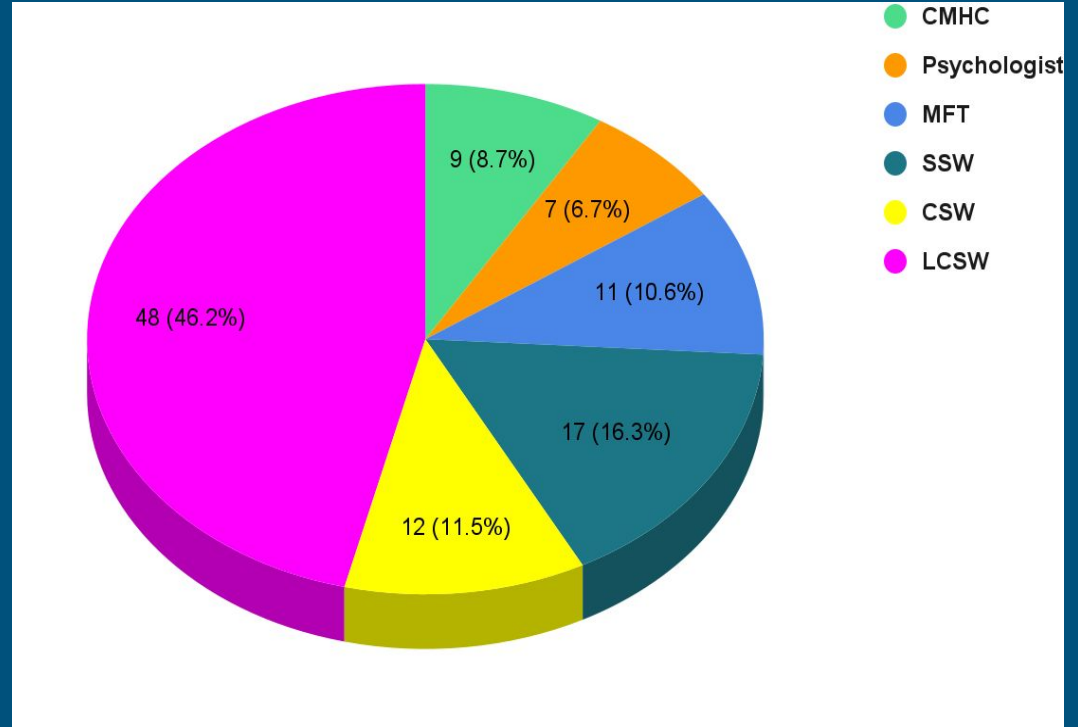
7 Psychologists

11 MFT

17 SSW

12 CSW

48 LCSW



Popular Courses

EMDR Therapy

Anxiety Disorder Treatment

Eating Disorder Treatment

DBT Training

Accelerated Resolution Therapy

Internal Family Systems &
Attachment Training

Acceptance & Commitment Therapy

Popular Conferences

Generations

Utah Conference on Substance
Use

UVU Suicide Prevention
Conference

Domestic Violence Solutions
Conference

Utah Coalition of Mental Health
Professions Conference

CEU Providers

PESI

RELIAS

CE4Less

NetCE

Optum-CE-Classes

International Psychotherapy Institute

American Counseling Association

Mental Health Academy

At Health LLC

Lessons Learned

Created an SOP and templates for future audits.


No specification of how to document: teaching in college or university, instructing a CEU course, clinical readings, volunteer service, and peer consultation.

No specified disciplinary action or fines outlined in laws and rules for not meeting CEU requirement.

Special Thanks

**IF YOU DIDN'T
Document it,
IT DIDN'T
HAPPEN**

Entire B8 team (Brian Pedersen, Avery Wright, Ala Mallah, & Shannon Charlson)
Ernie Gamonal
Jana Johansen
Camille Farley



Mental Health Application Stats FY25-FY26

By. Avery Wright



FY25 and FY26 Changes

Fiscal Years 2025 and 2026 involved significant structural shifts. Specifically, FY25 was condensed to three quarters to accommodate the new April 1st start date for FY26 (previously July 1st). To ensure a clear comparison of application statistics, the following slides utilize data starting from FY24 Q4.

Social Work

SSW, CSW, LCSW

April 1 2024 - 03/31/2025
&

April 1 2025 - 03/31/2026

“Quarter 1”

- 04/01/2024 - 06/30/2024 : 819 Total
- 04/01/2025 - 06/30/2025 : 700 Total

“Quarter 2”

- 07/01/2024 - 09/30/2024 : 424 Total
- 07/01/2025 - 09/30/2025 : 764 Total

“Quarter 3”

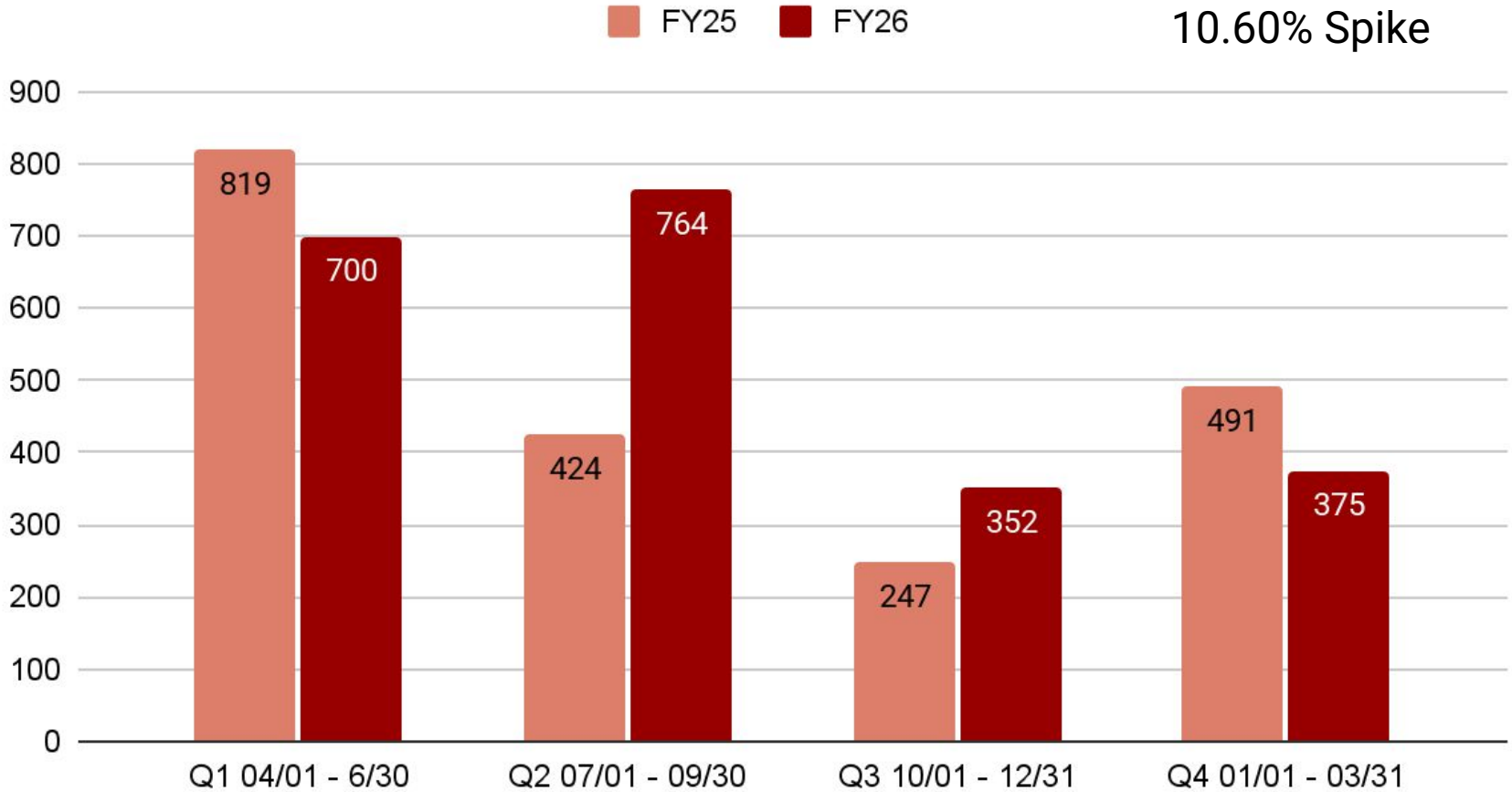
- 10/01/2024 - 12/31/2024 : 247 Total
- 10/01/2025 - 12/31/2025 : 352 Total

“Quarter 4”

- 01/01/2025 - 03/31/2025 : 491 Total
 - 01/01/2026 - 03/31/2026 : 375 Total
-

Social Work

FY25: 1,981 Total
FY26: 2,191 Total
10.60% Spike



Clinical Mental Health

ACMHC-Extern, ACMHC, CMHC

April 1 2024 - 03/31/2025
&
April 1 2025 - 03/31/2026

“Quarter 1”

- 04/01/2024 - 06/30/2024: 236 Total
- 04/01/2025 - 06/30/2025: 218 Total

“Quarter 2”

- 07/01/2024 - 09/30/2024: 168 Total
- 07/01/2025 - 09/30/2025: 350 Total

“Quarter 3”

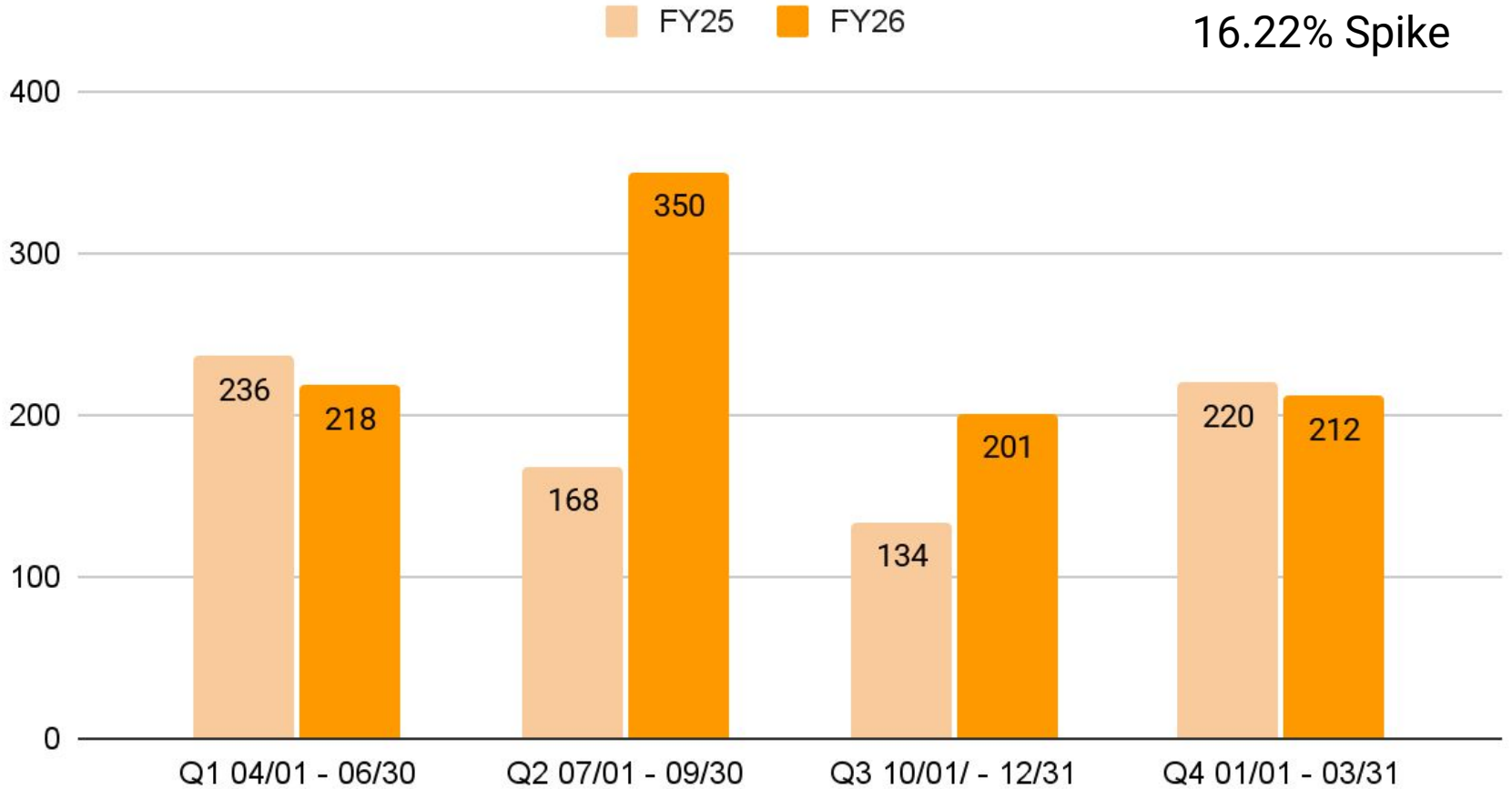
- 10/01/2024 - 12/31/2024 : 134 Total
- 10/01/2025 - 12/31/2025: 201 Total

“Quarter 4”

- 01/01/2025 - 03/31/2025: 220 Total
 - 01/01/2026 - 03/31/2026: 112 Total
-

Clinical Mental Health

FY25: 758 Total
FY26: 881 Total
16.22% Spike



Marriage & Family Therapy

AMFT-Extern, AMFT, MFT

April 1 2024 - 03/31/2025

&

April 1 2025 - 03/31/2026

“Quarter 1”

- 04/01/2024 - 06/30/2024: 122 Total
- 04/01/2025 - 06/30/2025: 117 Total

“Quarter 2”

- 07/01/2024 - 09/30/2024: 98 Total
- 07/01/2025 - 09/30/2025: 145 Total

“Quarter 3”

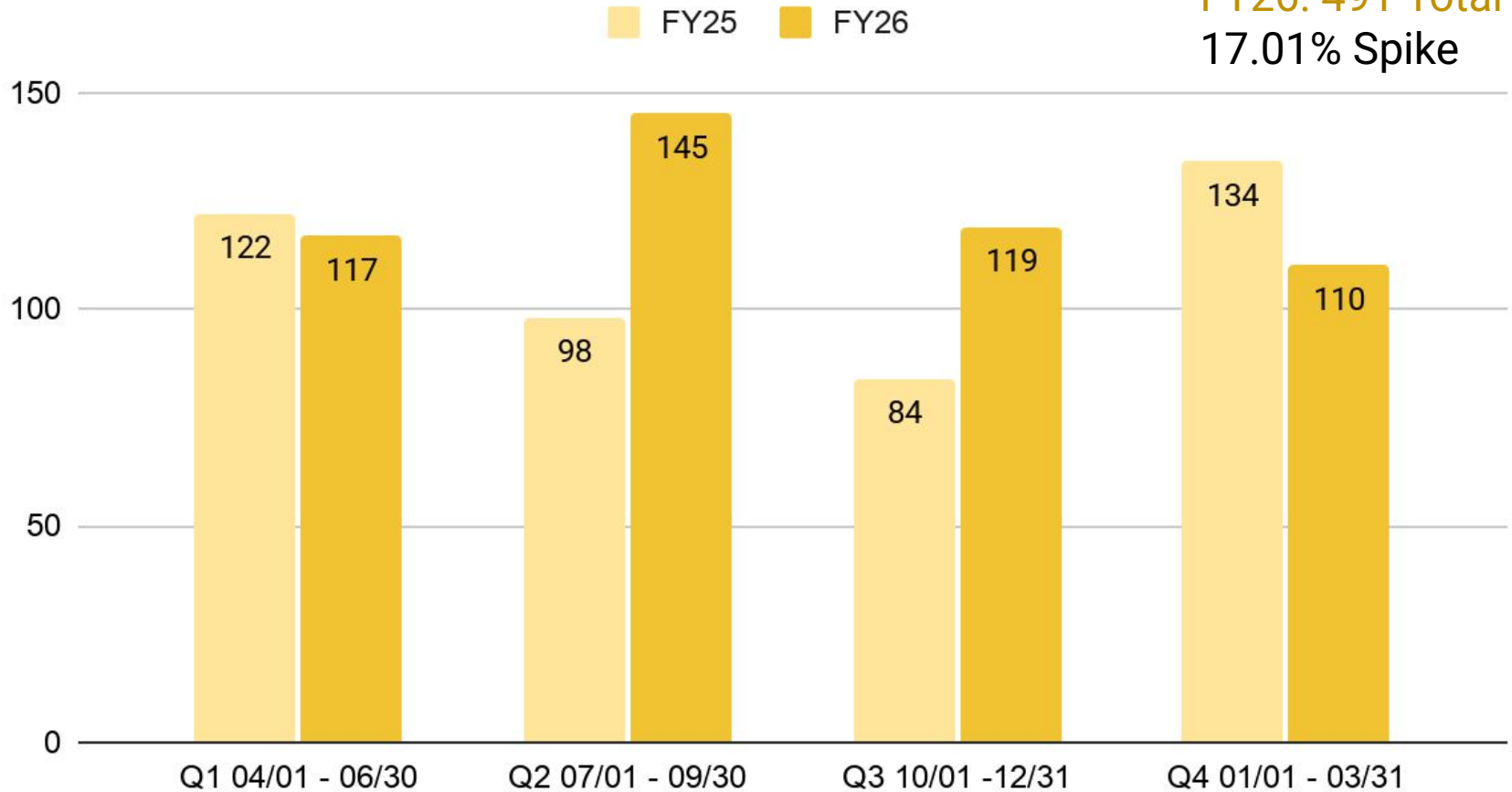
- 10/01/2024 - 12/31/2024 : 84 Total
- 10/01/2025 - 12/31/2025 : 119 Total

“Quarter 4”

- 01/01/2025 - 03/31/2025: 134 Total
 - 01/01/2026 - 03/31/2026: 110 Total
-

Marriage & Family Therapy

FY25: 414 Total
FY26: 491 Total
17.01% Spike



Substance Use Disorder Counselors and Master Addiction Counselors

SUDC, ASUDC, AMAC, MAC

04/01/2024 - 03/31/2025

&

April 1 2025 - 03/31/2026

“Quarter 1”

- 04/01/2024 - 06/30/2024: 28 Total
- 4/01/2025 - 06/30/2025: 33 Total

“Quarter 2”

- 07/01/2024 - 09/30/2024: 16 Total
- 07/01/2025 - 09/30/2025: 43 Total

“Quarter 3”

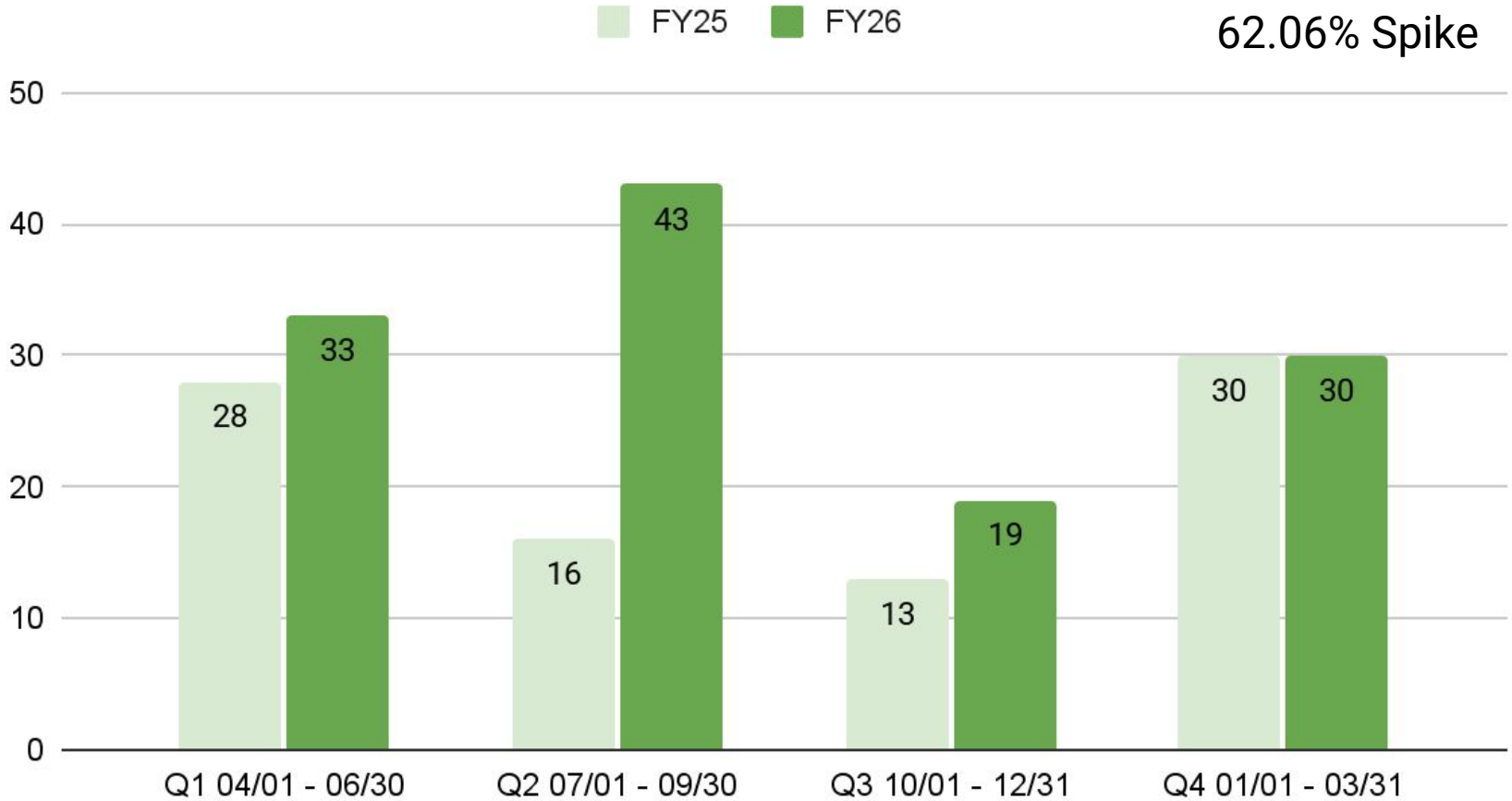
- 10/01/2024 - 12/31/2024 : 13 Total
- 10/01/2025 - 12/31/2025 : 19 Total

“Quarter 4”

- 01/01/2025 - 03/31/2025: 30 Total
 - 01/01/2026 - 03/31/2026: 30 Total
-

SUDC & Addiction Counseling

FY25: 87 Total
FY26: 141 Total
62.06% Spike



Psychology

Psychology Resident, Psychologist, Approval
for EPPP

April 1 2024 - 03/31/2025

&

April 1 2025 - 03/31/2026

“Quarter 1”

- 04/01/2024 - 06/30/2024: 55 Total
- 04/01/2025 - 06/30/2025: 33 Total

“Quarter 2”

- 07/01/2024 - 09/30/2024: 71 Total
- 07/01/2025 - 09/30/2025: 88 Total

“Quarter 3”

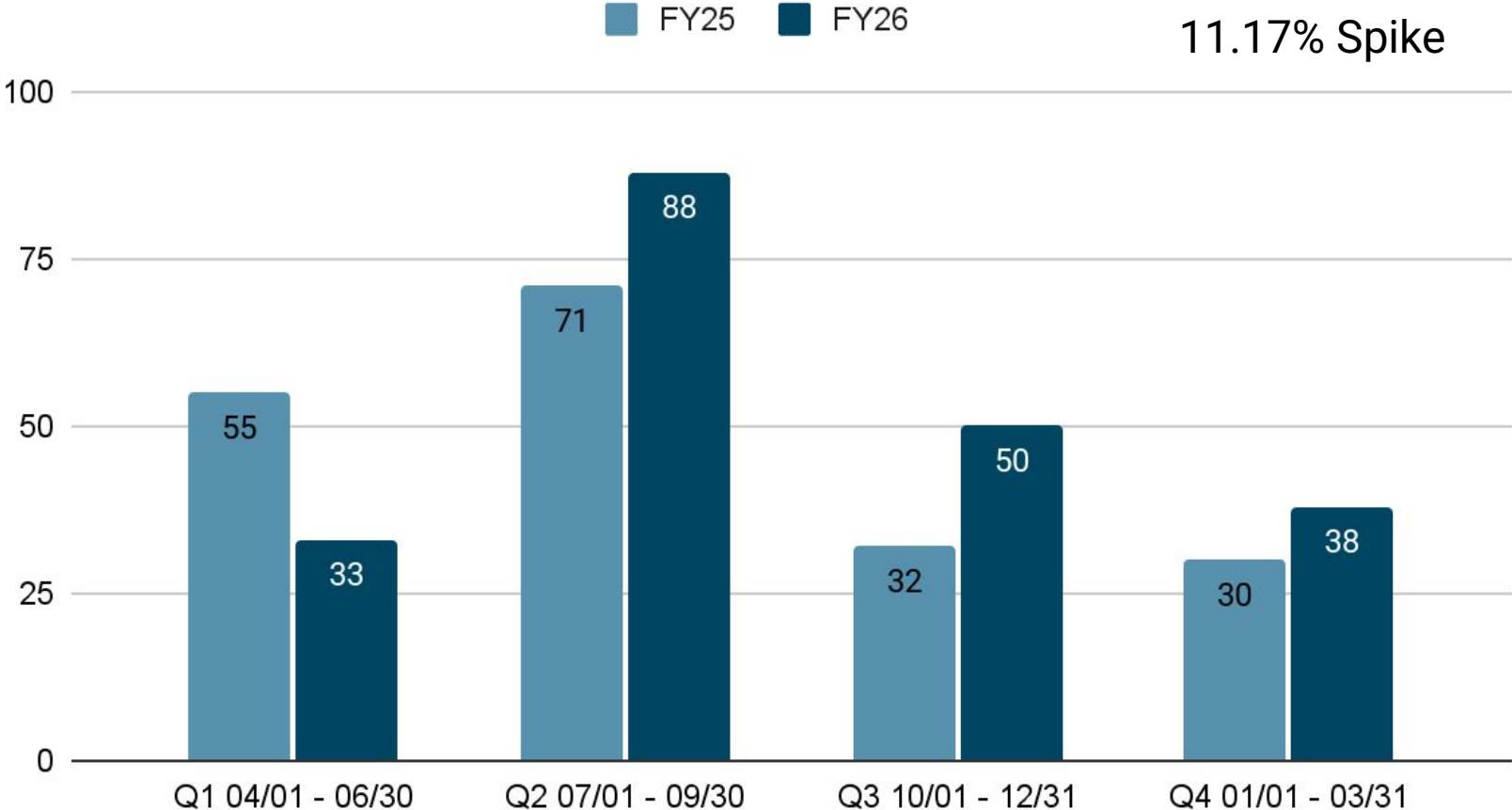
- 10/01/2024 - 12/31/2024 : 32 Total
- 10/01/2025 - 12/31/2025 : 50 Total

“Quarter 4”

- 01/01/2025 - 03/31/2025: 30 Total
 - 01/01/2026 - 03/31/2026: 38 Total
-

Psychology

FY25: 188 Total
FY26: 209 Total
11.17% Spike



Psychology Continued

FY2026

“Quarter 2” 07/01/2025 - 09/30/2025

- School Psych Practitioner: 2

“Quarter 3” 10/01/2025 - 12/31/2025

- School Psych Practitioner: 1
- Provisional Prescribing Psych: 1

“Quarter 4” 01/01/2026 - 03/31/2026

- School Psych Practitioner: 1
-

Behavior Analyst & Assistant Behavior Analyst

BA, ABA

April 1 2024 - 03/31/2025

&

April 1 2025 - 03/31/2026

“Quarter 1”

- 04/01/2024 - 06/30/2024: 53 Total
- 04/01/2025 - 06/30/2025: 62 Total

“Quarter 2”

- 07/01/2024 - 09/30/2024: 61 Total
- 07/01/2025 - 09/30/2025: 146 Total

“Quarter 3”

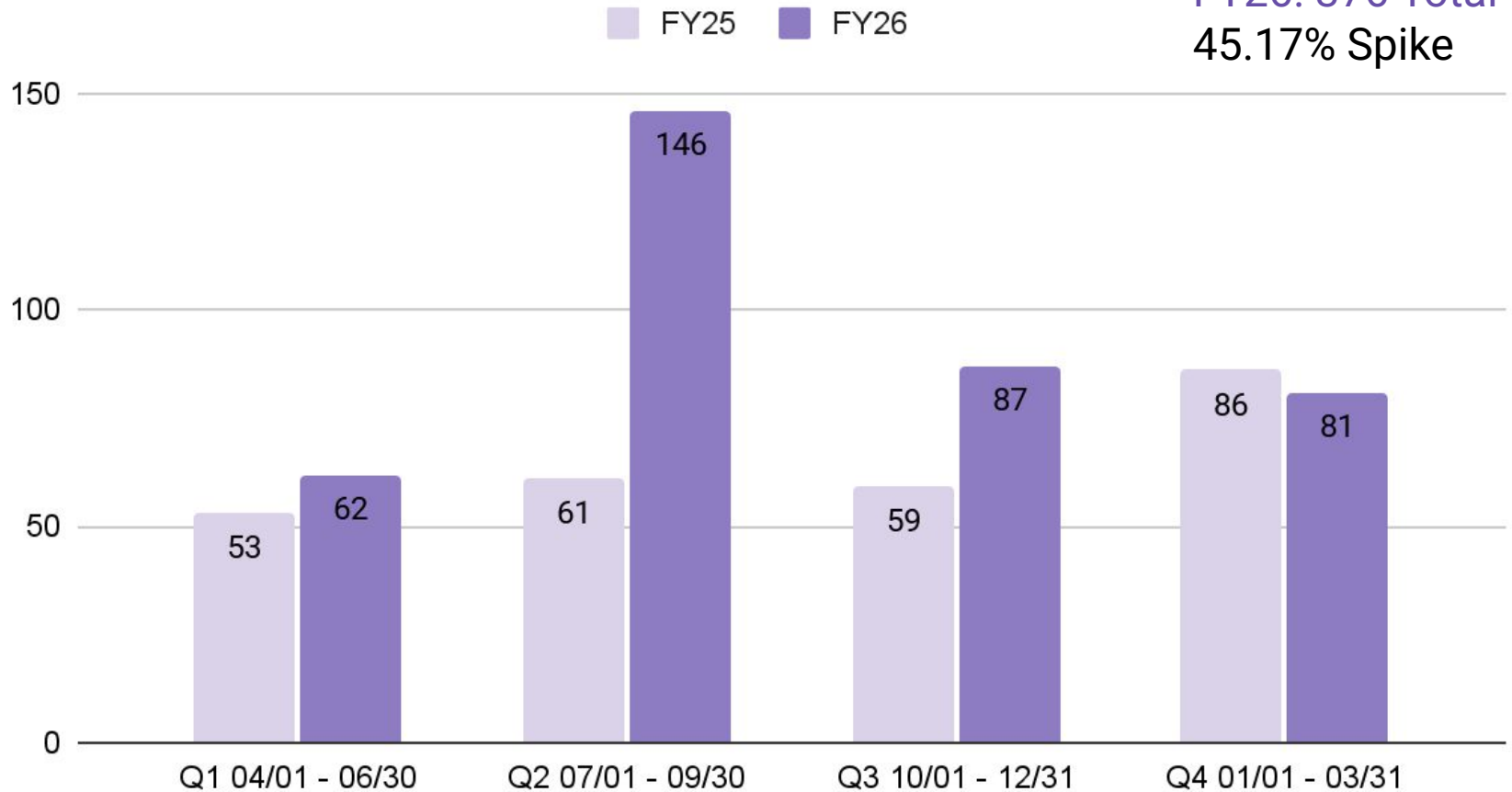
- 10/01/2024 - 12/31/2024 : 59 Total
- 10/01/2025 - 12/31/2025 : 87 Total

“Quarter 4”

- 01/01/2025 - 03/31/2025: 86 Total
 - 01/01/2026 - 03/31/2026: 81 Total
-

Behavior Analyst & Assistant Behavior Analyst

FY25: 259 Total
FY26: 376 Total
45.17% Spike



Behavioral Health Coach & Behavioral Health Technician

BHC, BHT

April 1 2024 - 03/31/2025

&

April 1 2025 - 03/31/2026

“Quarter 1”

- 04/01/2024 - 06/30/2024: 0 Applications
- 04/01/2025 - 06/30/2025: 3 Total

“Quarter 2”

- 07/01/2024 - 09/30/2024: 0 Applications
- 07/01/2025 - 09/30/2025: 27 Total

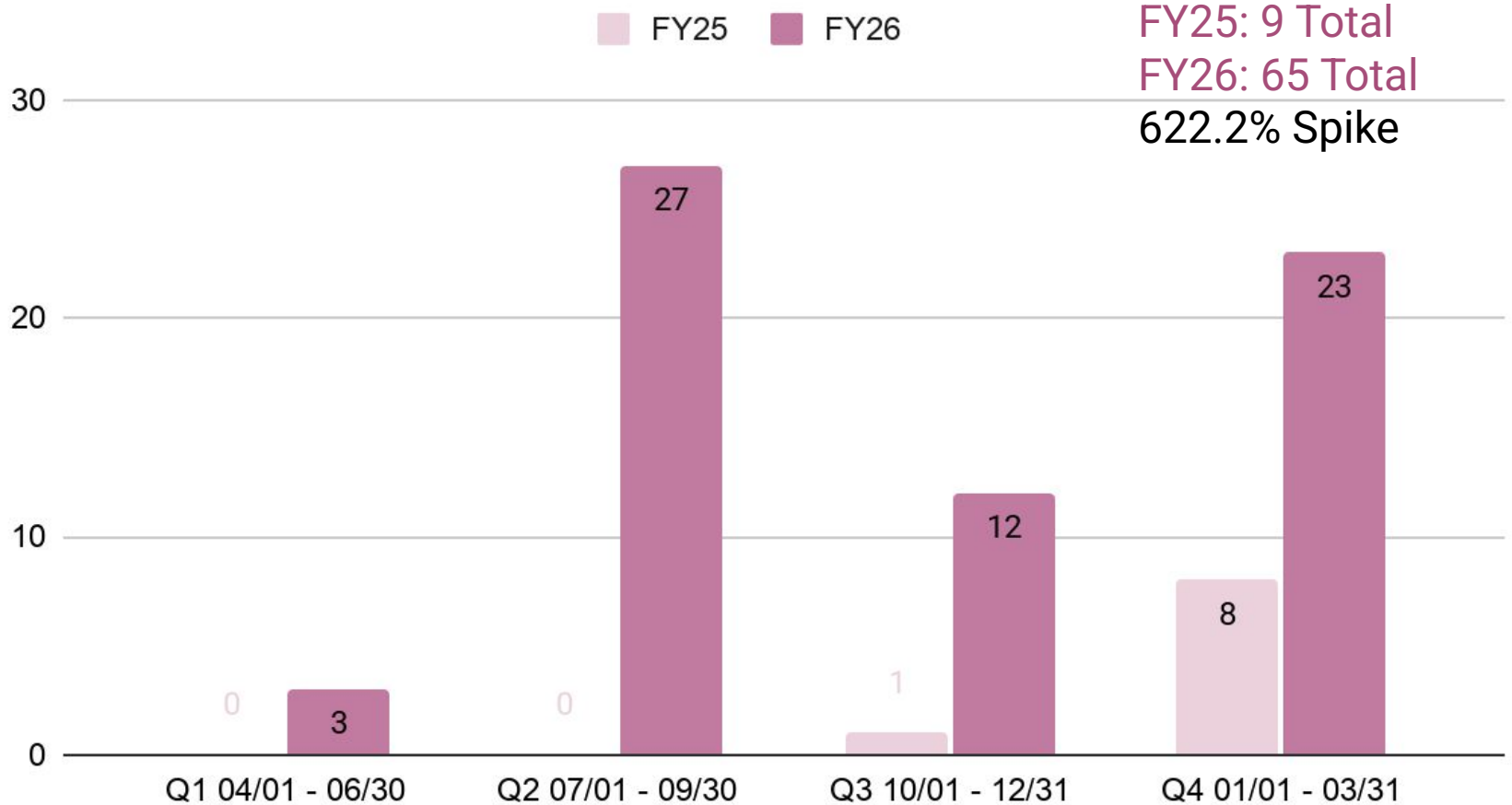
“Quarter 3”

- 10/01/2024 - 12/31/2024 : 1 Total
- 10/01/2025 - 12/31/2025 : 12 Total

“Quarter 4”

- 01/01/2025 - 03/31/2025: 8 Total
 - 01/01/2026 - 03/31/2026: 23 Total
-

Behavioral Health Coach & Behavioral Health Technician



Music Therapist

April 1 2024 - 03/31/2025

&

April 1 2025 - 03/31/2026

“Quarter 1”

- 04/01/2024 - 06/30/2024: 1 Total
- 04/01/2025 - 06/30/2025: 2 Total

“Quarter 2”

- 07/01/2024 - 09/30/2024: 1 Total
- 07/01/2025 - 09/30/2025: 7 Total

“Quarter 3”

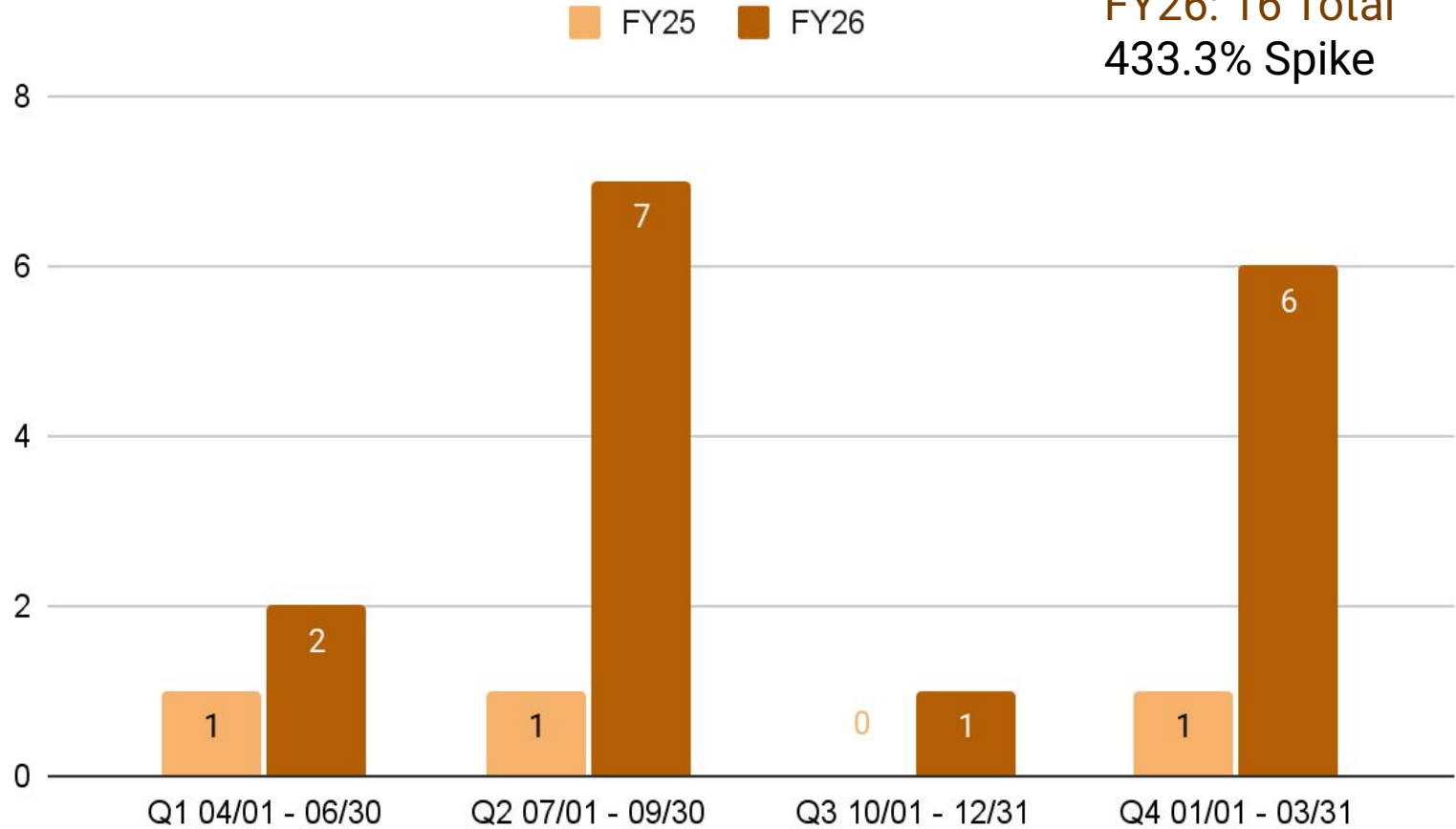
- 10/01/2024 - 12/31/2024 : 0 Total
- 10/01/2025 - 12/31/2025 : 1 Total

“Quarter 4”

- 01/01/2025 - 03/31/2025: 1 Total
 - 01/01/2026 - 03/31/2026: 6 Total
-

Music Therapist

FY25: 3 Total
FY26: 16 Total
433.3% Spike



Miscellaneous Information

- In FY26 we approved 23 applications that applied through the Alternate Exam Pathway.
 - There has been a decline in ACMHC-Extern Licenses due to the qualification changes made in R156-60e.
 - The increase in applications in FY26 Q2 was due to a surge in ITAC applications and endorsement applications.
-