



WEST VALLEY CITY

The Study Electronic Meeting of the West Valley City Council will be held on Tuesday, May 12, 2026, at 4:30 PM, in the Multipurpose Room, West Valley City Hall, 3600 Constitution Boulevard, West Valley City, Utah. Members of the press and public are invited to attend in person or view this meeting live on YouTube at <https://www.youtube.com/user/WVCTV>.

A G E N D A

1. Call to Order
2. Roll Call
3. Approval of Minutes:
 - A. April 28, 2026
4. Review Agenda for Regular Meeting of May 12, 2026
5. Adoption of the West Valley City Tentative/Interim Budget Scheduled for May 26, 2026
 - A. An Executive Officer or Budget Officer of the City Intends to State in this Public Meeting that the Tentative Budget Includes a Proposed Tax Rate Increase
 - B. An Executive Officer or Budget Officer of the City States that the Tentative Budget Includes a Proposed Tax Rate Increase and Presents a Property Tax Impact Schedule as Defined in Utah Code Section 59-2-924

West Valley City does not discriminate based on race, color, national origin, gender, religion, age or disability in employment or the provision of services.

If you would like to attend this public meeting and, due to a disability, need assistance in understanding or participating, please notify the City Recorder, Nichole Camac, eight or more hours in advance of the meeting and we will try to provide whatever assistance may be required.

C. The City Intends to State that the City is Considering Levying a Tax Rate that Exceeds the City's Certified Tax Rate (the "Proposed Tax Rate Increase"). The City will also State the Approximate Dollar Amount and Purpose for Additional Ad Valorem Tax Revenue that Would be Generated by the Proposed Tax Rate Increase. The City will also State the Approximate Percentage Increase in Ad Valorem Tax Revenue for the City Based on the Proposed Tax Rate Increase. The City will also State that if the City Proceeds with the Proposed Tax Rate Increase, the City will Provide Notice of and Conduct a Public Hearing, as Required by Utah Code Section 59-2-919(4)(c), at Which Members of the Public will have an Opportunity to Provide Comments on the Proposed Tax Rate Increase

D. The City is Considering Levying a Tax Rate that Exceeds the City's Certified Tax Rate. The Proposed Tax Rate Increase would Generate Approximately \$1,907,662 of Additional Ad Valorem Tax Revenue to be Used to Pay for Additional Operational and Employee Compensation Costs. The Proposed Tax Rate Increase would Increase the City's Ad Valorem Tax Revenue by Approximately 5%. If the City Proceeds with the Proposed Tax Rate Increase, the City will Provide Notice of and Conduct a Public Hearing, as Required by Utah Code Section 59-2-919(4)(c)

E. Budget Officer Presents the Property Tax Impact Schedule

F. Accept Public Comment Regarding the Tentative Budget for the Fiscal Year Commencing July 1, 2026 and Ending June 30, 2027

Action: Consider Resolution 26-54, Adopt a Tentative Budget for the Fiscal Year Commencing July 1, 2026 and Ending June 30, 2027 and Set August 11, 2026 as the Date for a Public Budget Hearing

Action: Consider Resolution 26-55, Confirm that Certain Statements were Made and Documents Made Available as Required by State Law

Action: Consider Resolution 26-56, Confirm that Certain Additional Statements were Made as Required by State Law and Direct the Budget Officer to Notify the Tax Commission and the Salt Lake County Auditor of a Proposed Tax Increase and the Date, Time, and Place of a Public Hearing as Required by State Law

6. Public Hearings Scheduled For May 26, 2026

- A. Accept Public Input Regarding Application SV-3-2026, Filed by West Valley Land Holdings, LLC, Requesting Approval of a Five-Lot Subdivision with a Street Vacation

Action: Consider Ordinance 26-XX, Approve the Vacation of a Portion of Constitution Boulevard in Conjunction with the Wasatch West Valley Subdivision

7. Ordinances:

- A. 26-18: Amend Sections 1-2-113, 10-1-110, 10-2-502, 10-2-503, 10-2-504, 10-2-506, 10-2-507, 10-2-508, 10-2-510, 10-2-511, 10-2-601, 10-3-204, 10-3-501, and 10-3-701 of the West Valley City Municipal Code to Amend Certain Requirements Concerning Administrative Code Enforcement
- B. 26-19: Repeal and Reenact Title 3 of the West Valley City Municipal Code
- C. 26-20: Enact Section 2-1-115, Amend Section 4-2-101, and Repeal Section 4-5-102 of the West Valley City Municipal Code to make Updates Required by State Law

8. Resolutions:

A. 26-57: Approve the Purchase of Software and Related Services from CivicPlus

9. Authorize Consent Agenda for Regular Meeting of May 26, 2026

10. Review Agendas for the Special Redevelopment Agency and Municipal Building Authority Meetings Scheduled for May 26, 2026

A. RDA Special Meeting

B. MBA Special Meeting

11. Communications:

A. Salt Lake County Council Update (10 min)

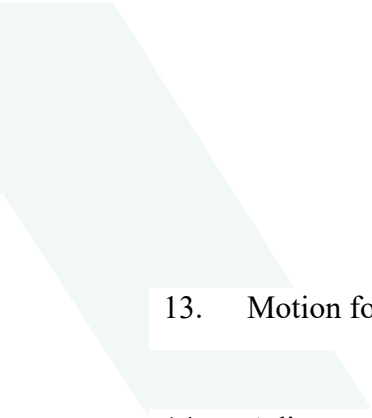
B. 4100 South Fencing Requirements (10 min)

C. Council Calendar

12. New Business:

A. Potential Future Agenda Items

B. Council Reports



13. Motion for Closed Session (if necessary)

14. Adjourn





WEST VALLEY CITY
City Council Study Meeting
April 28, 2026

THE WEST VALLEY CITY COUNCIL MET IN ELECTRONIC STUDY SESSION ON TUESDAY, APRIL 28, 2026 AT 4:30 P.M. AT WEST VALLEY CITY HALL, MULTIPURPOSE ROOM, 3600 CONSTITUTION BOULEVARD, WEST VALLEY CITY, UTAH. THE MEETING WAS CALLED TO ORDER AND CONDUCTED BY MAYOR LANG.

THE FOLLOWING MEMBERS WERE PRESENT:

Karen Lang, Mayor
Lars Nordfelt, Councilmember At-Large
Don Christensen, Councilmember At-Large
Tom Huynh, Councilmember District 1
Scott Harmon, Councilmember District 2
William Whetstone, Councilmember District 3

ABSENT:

Cindy Wood, Councilmember District 4

STAFF PRESENT:

Ifo Pili, City Manager
Nichole Camac, City Recorder
John Flores, Assistant City Manager
Eric Bunderson, City Attorney
Colleen Jacobs, Police Chief
John Evans, Fire Chief
Jim Welch, Finance Director
Steve Pastorik, CED Director
Dan Johnson, Public Works Director
Jamie Young, Parks and Recreation Director
Jonathan Springmeyer, RDA Director
Sam Johnson, Strategic Communications Director
Craig Thomas, Community and Culture Director
Paula Melgar, HR Director (*electronically*)
Tumi Young, Chief Code Enforcement Officer
Harold Moleni, Administrative Analyst
Lauren McPeak, Administrative Analyst
Travis Crosby, IT

MINUTES OF COUNCIL STUDY MEETING – APRIL 28, 2026

-2-

APPROVAL OF MINUTES OF STUDY MEETING HELD APRIL 14, 2026

The Council considered the Minutes of the Study Meeting held April 14, 2026. There were no changes, corrections or deletions.

Councilmember Harmon moved to approve the Minutes of the Study Meeting held April 14, 2026. Councilmember Nordfelt seconded the motion.

A voice vote was taken and all members voted in favor of the motion.

INTRODUCTION OF NEW EMPLOYEES

Chief Jacobs introduced Austin Siebler, Clint Moore, Chase Larsen, Mark Arutyunyan, and Kevin Ray.

Jamie Young introduced Danny Desmarais.

REVIEW AGENDA FOR REGULAR CITY COUNCIL MEETING OF APRIL 28, 2026

Upon inquiry by Mayor Lang, members of the Council had no further questions or concerns regarding items listed on the Agenda for the Regular City Council Meeting scheduled later this night.

PUBLIC HEARINGS SCHEDULED FOR APRIL 24, 2026

A. ACCEPT PUBLIC INPUT REGARDING APPLICATION SV-1-2026, FILED BY WEST VALLEY CITY, REQUESTING A STREET VACATION FOR A PORTION OF 2300 SOUTH, BETWEEN 5700 WEST AND THE EASTERN EDGE OF THE MOUNTAIN VIEW CORRIDOR RIGHT OF WAY

Mayor Lang informed a public hearing had been advertised for the Regular Council Meeting scheduled April 28, 2026 in order for the City Council to hear and consider public comments regarding Application SV-1-2026, Filed by West Valley City, Requesting a Street Vacation for a Portion of 2300 South, Between 5700 West and the Eastern Edge of the Mountain View Corridor Right of Way

Proposed Ordinance 26-16 related to the proposal to be considered by the City Council subsequent to the public hearing, was discussed as follows:

ACTION: ORDINANCE 26-16, APPROVE THE VACATION FOR A PORTION OF SECOND STREET (2300 SOUTH) LOCATED BETWEEN LESTER STREET (5700 WEST) AND THE MOUNTAIN VIEW CORRIDOR RIGHT OF WAY

Brock Anderson, CD, discussed proposed Ordinance 26-16 that would approve the Vacation for a Portion of Second Street (2300 South) Located Between Lester Street (5700 West) and

the Mountain View Corridor Right of Way.

Written documentation previously provided to the City Council included information as follows:

2300 South, originally named Second Street, was dedicated as part of the Hayne's Addition Plat E Subdivision in May 1889. Since the Mountain View Corridor was constructed in this area, 2300 South no longer connects to any streets west of 5700 West. Wadsworth Development Group recently petitioned the City and rezoned a large area of property on the north and south sides of 2300 South, west of 5700 West, for a new building and storage yard development (Z-8-2025). They intend to include the vacated right-of-way in their project area. In 2005, the City previously vacated the southern portion of 2300 South in favor of the adjacent property owners to the south, so the vacation of this right-of-way will go to the property owner on the north side, which is Wadsworth Development Group.

The City Council will consider Ordinance 26-16 at the Regular Council Meeting scheduled May 12, 2026 at 6:30 P.M.

RESOLUTION 26-46: AUTHORIZE THE PURCHASE OF PERSONAL PROTECTIVE EQUIPMENT FROM FIREFIGHTER SUPPLY CO.

John Evans, Fire Chief, presented proposed resolution 26-46 that would authorize the Purchase of Personal Protective Equipment from Firefighter Supply Co.

Written documentation previously provided to the City Council included information as follows:

West Valley City Fire Department has been purchasing the Innotex brand turnouts for the last three years. The local dealer for Innotex is Firefighter Supply Co and they do provide Salt Lake Metro Fire contract pricing. Typically, we are purchasing between 3-7 sets per academy, however this last new hire academy had 10 individuals causing us to cross the \$30,000 purchase threshold.

The estimated total cost to outfit a new firefighter is \$9,800. The bulk of this price is the cost of the firefighting jacket and pants. Other equipment needs consist of a helmet, radio, SCBA mask, structural gloves, flash hood, structural boots, lightweight nomex brush jacket, and winter medical jacket.

The Fire Department was awarded an Assistance to Firefighters Grant (AFG) to help with the purchase of personal protective equipment for a total of \$57,600. Upon disbursement, the AFG will reimburse the cost of this purchase.

MINUTES OF COUNCIL STUDY MEETING – APRIL 28, 2026

-4-

The City Council will consider Resolution 26-46 at the Regular Council Meeting scheduled May 12, 2026 at 6:30 P.M

RESOLUTION 26-47: APPROVE A MEMORANDUM OF UNDERSTANDING BETWEEN THE CITY AND THE UTAH ATTORNEY GENERAL'S OFFICE TO PARTICIPATE IN THE CRIMES AGAINST STATE ECONOMY TASK FORCE

Colleen Jacobs, Police Chief, presented proposed resolution 26-47 that would approve a Memorandum of Understanding Between the City and the Utah Attorney General's Office to Participate in the Crimes Against State Economy Task Force.

Written documentation previously provided to the City Council included information as follows:

This resolution authorizes the Police Department to work with the Utah Attorney General's Office to investigate Crimes Against State Economy (C.A.S.E.)

The Utah Attorney General's Office desires to partner with The West Valley City Police Department to investigate retail crime, cargo, theft, porch piracy, pawn shops, gambling and catalytic converter/scrap metal thefts. To assist in overtime, training, and outreach programs, The Utah Attorney General's Office will award The Police Department \$4000 for the time period of April 1, 2026 to June 30, 2026.

Mayor Lang asked if catalytic converter theft has decreased since legislation passed several years ago. Chief Jacobs replied yes.

The City Council will consider Resolution 26-47 at the Regular Council Meeting scheduled May 12, 2026 at 6:30 P.M

RESOLUTION 26-48: DESIGNATE CERTAIN AREAS WHERE ORDERS TO DISPERSE ARE AUTHORIZED AND GANG LOITERING IS PROHIBITED

Eric Bunderson, City Attorney, and Levi Lloyd, Police Department, presented proposed resolution 26-48 that would designate Certain Areas Where Orders to Disperse are Authorized and Gang Loitering is Prohibited.

Written documentation previously provided to the City Council included information as follows:

The Police Department is requesting that WestFest 2026, held at Centennial Park from June 17 to June 20, 2026, be designated as an area where gang loitering is prohibited and subject to enforcement by law enforcement officials and criminal penalties. This designation and enforcement of the same is authorized by Sections 11-48-104 and 53-25-602 of the Utah Code.

MINUTES OF COUNCIL STUDY MEETING – APRIL 28, 2026

-5-

This requested designation will enable law enforcement to curtail the increasing presence of and disruptions caused by criminal street gangs that have and have attempted to establish control over areas at WestFest, intimidate other individuals from entering those areas, and conceal illegal activities conducted in those areas.

Following WestFest 2026, the Police Department will conduct a review and report back to the Council concerning the designation.

West Valley City's annual WestFest celebration has experienced people with known gang affiliations seeking to establish control over public places and gatherings through fighting, stabbings, intimidation, conducting illegal activities, and other forms of violence. This activity has caused safety and security concerns.

Utah Code § 11-48-104 explicitly provides authority for municipal legislative bodies to designate places within the municipal jurisdiction as areas where gang loitering is prohibited and subject to enforcement and criminal penalties. It requires the legislative body to consult with individuals who are knowledgeable about the effects of gang activity in the area, which in the present case includes the Police Department, gang task force, City Administration, and the Council members themselves.

Utah Code § 53-25-602 provides guidelines for the enforcement of such designations by law enforcement officers. These include how officers are to inform individuals of loitering prohibitions, issue orders to disperse, and make clear to individuals the criminal consequences of failing to promptly disperse.

Councilmember Whetstone inquired about the objective criteria used to identify gang-affiliated individuals. Lieutenant Lloyd explained that identification is based on factors such as colors, tattoos, gang signs, and associations with known individuals documented under federal guidelines. Councilmember Whetstone also asked whether the public would be notified, to which Lieutenant Lloyd responded that they would not. Mayor Lang asked whether the approach had been effective in Taylorsville, and Lieutenant Lloyd confirmed that it had, noting that individuals were trespassed, all complied, and no cases were generated.

The City Council will consider Resolution 26-48 at the Regular Council Meeting scheduled May 12, 2026 at 6:30 P.M

RESOLUTION 26-49: APPROVE A COMMUNITY RESOURCE CENTER GRANT AGREEMENT BETWEEN THE CITY AND CITIES STRONG FOUNDATION

Craig Thomas, Community Engagement and Culture Director, presented proposed resolution 26-49 that would approve a Community Resource Center Grant Agreement Between the City and Cities Strong Foundation.

Written documentation previously provided to the City Council included information as follows:

All three Community Resource Centers have dated chalk boards that cause mess and dust in the classrooms. These will be replaced with dry erase boards. Bulletin boards are needed in key entry locations to the buildings to post information about classes, partner programs, and community events. TV's are needed in a couple of key locations. All three Community Resource Centers have dedicated sewing classrooms, cutting tables are needed for the students. These funds come from donations made to Cities Strong with the purpose of supporting these buildings and the MyHometown classes.

The City Council will consider Resolution 26-49 at the Regular Council Meeting scheduled May 12, 2026 at 6:30 P.M

RESOLUTION 26-50: APPROVE A NEIGHBORHOOD LEADERSHIP ACADEMY GRANT AGREEMENT BETWEEN THE CITY AND THE CITIES STRONG FOUNDATION

Craig Thomas, Community Engagement and Culture Director, presented proposed resolution 26-50 that would approve a Neighborhood Leadership Academy Grant Agreement Between the City and the Cities Strong Foundation

Written documentation previously provided to the City Council included information as follows:

The Neighborhood Leadership Academy graduates have proposed 15 resident led neighborhood projects to help strengthen neighborhoods and community pride.

Graduates of the program have planned and implemented projects to enhance their neighborhoods. Donations were secured by Cities Strong from several West Valley City businesses to support the implementation of the projects.

Councilmember Whetstone verified that this money can only be used for the 15 projects that were proposed. Craig replied yes.

The City Council will consider Resolution 26-50 at the Regular Council Meeting scheduled May 12, 2026 at 6:30 P.M

RESOLUTION 26-51: APPROVE A LOGO USAGE AGREEMENT BETWEEN THE CITY AND THE STATE OF UTAH TO PARTICIPATE IN AMERICA250 UTAH

Craig Thomas, Community Engagement and Culture Director, presented proposed resolution 26-51 that would approve a Logo Usage Agreement Between the City and the State of Utah to Participate in America250 Utah.

Written documentation previously provided to the City Council included information as follows:

Allows WVC the use of the trademarked America 250 Utah logo and customized logos with West Valley City added.

The City would like to co-brand several existing programs as well as generate new programs related to the America 250 anniversary.

The City Council will consider Resolution 26-51 at the Regular Council Meeting scheduled May 12, 2026 at 6:30 P.M

RESOLUTION 26-52: APPROVE THE RENTAL OF EQUIPMENT FROM UTAH TENTS AND EVENTS

Craig Thomas, Community Engagement and Culture Director, presented proposed resolution 26-52 that would approve the Rental of Equipment from Utah Tents and Events.

Written documentation previously provided to the City Council included information as follows:

Utah Tent and Events will provide the 100 tents, sidewalls, fire extinguishers, 500 folding chairs, 37 chairs and assorted items.

Utah Tent and Events has provided event tents and supplies to WestFest for several years. They were the lowest bid again this year.

The City Council will consider Resolution 26-52 at the Regular Council Meeting scheduled May 12, 2026 at 6:30 P.M

RESOLUTION 26-53: AUTHORIZE THE EXECUTION OF AN INTERLOCAL COOPERATION AGREEMENT FOR CERTAIN DESIGN SERVICES

Coby Wilson, Public Works, presented proposed resolution 26-53 that would authorize the Execution of an Interlocal Cooperation Agreement for Certain Design Services.

Written documentation previously provided to the City Council included information as follows:

Magna City and West Valley City are coordinating to hire a design consultant to prepare plans for the reconstruction of 7200 West between SR-201 and 2100 South. This roadway segment is in poor condition and requires full-depth reconstruction, along with improvements such as street lighting, sidewalk, curb and gutter, and storm drainage upgrades.

West Valley City will manage the consultant contract, and the design costs will be shared equally between Magna City and West Valley City. This partnership allows both cities to coordinate the design of this important corridor while sharing project costs.

The City Council will consider Resolution 26-53 at the Regular Council Meeting scheduled May 12, 2026 at 6:30 P.M

AUTHORIZE CONSENT AGENDA FOR REGULAR MEETING OF MAY 12, 2026

The Council agreed to all items to the Consent Agenda for the May 12, 2026 Regular City Council Meeting at 6:30 PM.

COMMUNICATIONS

A. SALT LAKE COUNTY COUNCILMEMBER MORENO UPDATE

Councilmember Moreno, Salt Lake County, presented a PowerPoint presentation summarized as follows:

- The County’s statutory duties
 - o Public Safety
 - o Operate the jail
 - o Run elections and voter services
 - o Collect property taxes
 - o Criminal justice system
 - o Provide a Health Department
 - o Mental Health Authority
 - o Meals on Wheels for seniors
 - o Parks, trails, and canyons
 - o Preserve Land Records
 - o Flood control
 - o Recreation centers
 - o Libraries
 - o Convention centers
- 2025 Accomplishments
 - o Cut mayor’s administration budget (2 FTE)
 - o Transitioned subsidized childcare to public/private partnerships
 - o Froze salaries of elected officials
 - o Ended Biden-era programs funded by COVID funds.
 - o Moved Clark Planetarium from property taxes to Tourism, Recreation, Culture, and Convention (TRCC)
 - o Opened new pod at Oxbow Jail (250+ beds)to address overcrowding, safety

- Addressed \$3M in deferred maintenance at ADC using existing funds to extend the life of infrastructure
- Completed a State Legislative Audit of election equipment to protect election security and maintain public trust
- Completed Parley’s multi -use trail
- Began rehabilitation of Jordan River Parkway Trail (north of 2100 S)
- Completed Millcreek Canyon Road (FLAP grant + Forest Service)
- County partnered with local groups to expand and formalize a mountain bike trail in the Kearns Lodestone Trail system
- Saved Abravanel Hall
- Began work on Downtown Entertainment District
- Created America 250 Commission
- Salt Palace Renovation adds second ballroom allowing two conventions at once adding an estimated \$105 million in annual economic impact
- Legislative Intent to protect trees on county property
- Resolution to protect The Great Salt Lake
- Continued progress on several library projects and Designing libraries as community hubs with meeting rooms, maker spaces, and flexible gathering areas (Midvale, Taylorsville, Cottonwood Heights, West Valley)
- Investments in trails, infrastructure, and events that connect communities
- Sponsored Proclamations
 - National Day of Prayer
 - Hispanic Heritage Month Proclamation
 - Child Abuse Prevention Month
 - Women’s Day Proclamation
 - Victims of Communism Resolution

The Mayor and Council had no further questions.

B. VICTIMS ADVOCATE UPDATE

Kaytlynn Scott, Legal, presented a PowerPoint presentation summarized as follows:

- Who We Serve
 - Police Department
 - Victims of Domestic Violence
 - Victims of non-DV crimes
 - Sexual Assault Victims
 - Witnesses to crime
 - Prosecutors Office
 - Any case that West Valley prosecutes that also has a victim

MINUTES OF COUNCIL STUDY MEETING – APRIL 28, 2026

-10-

- Some cases that WVCPD investigates are felonies, and get sent to the District Attorney for prosecution – we still assist victims through the investigation period
- West Valley Citizens
 - Anyone can call us for referrals, safety planning, or just to learn about DV cycles.
 - Many people we serve do not call police first, some hear by word of mouth
- How We Serve
 - Day to Day
 - We are in the Justice court, walk-ins are M-Th.
 - We have advocates working 7 Days a week
 - We have a rotating call shift
 - Attending court with victims, and notifying them accordingly
 - West Valley Justice Court
 - Salt Lake County District Courts
 - Upholding the Utah Victim Bill of Rights according to Utah Law ([77-37-3 Bill of Rights](#))
 - Assisting officers with victim contact, sometimes on scene
 - Attending meetings with victims and WVCPD
 - Attending meetings with WVC Prosecutors
 - Explaining PD investigation, criminal Justice Process, types of protective orders, what to expect, restitution, etc.
 - Liaison for Officers and Prosecutors
 - Referral to appropriate agencies
 - Ongoing Education
 - Utah Certified Advocate Program (in the past)
 - EVAWI – Spring
 - National
 - SWAVO – March
 - Statewide
 - Crime Victim Services Conference – April
 - Statewide
 - Various others
 - Regular meetings with Partner Organizations
 - Utah Department of Public Safety
- General Statistics (July 2025- Present)
 - 1619 clients served
 - Gender
 - 361 Male
 - 824 female

- 476 not reported
- 1 other
- Age
 - 0-12 17
 - 13-17 32
 - 18-24 271
 - 25-59 1141
 - 60+ 102
 - Not reported 59
- Victimization 3342 total
 - Number of victims with more than one victimization - 1100
 - Domestic / Family Violence – 1341
 - We have a long list. It includes assault, sexual assault, child abuse, theft etc.
- Services provided
 - Info and referral – 8,657
 - Other services – 8,012
 - Criminal Justice Assistance – 6,236
 - Other services – 8,012

Councilmember Huynh asked if the service number provided is normal. Katylynn stated that 200 are typically added per fiscal year. Councilmember Whetstone asked if the team is adequately staffed. Katylynn replied that each team member does a good job covering everything they can and rely on each other to ensure needs are met. She noted that it is a high case load but there is a lot of support and appreciation.

The Mayor and Council had no further questions.

C. COUNCIL CALENDAR

Mayor Lang referenced a Memorandum previously received from the City Manager that outlined upcoming meetings and events.

Members of the City Council had no further questions regarding the Council Update.

NEW BUSINESS

A. POTENTIAL FUTURE AGENDA ITEMS

N/A

B. COUNCIL REPORTS

MINUTES OF COUNCIL STUDY MEETING – APRIL 28, 2026

-12-

COUNCILMEMBER CHRISTENSEN

Councilmember Christensen stated he attended Springfest.

COUNCILMEMBER WHETSTONE

Councilmember Whetstone stated that he attended Springfest, ULCT Conference, and the Ability Inclusion Services Gala.

MAYOR LANG

Mayor Lang stated that attended the ULCT Conference and the Midvalley Express Ribbon Cutting.

MOTION TO ADJOURN

Upon motion by Councilmember Whetstone all voted in favor to adjourn.

THERE BEING NO FURTHER BUSINESS OF THE WEST VALLEY COUNCIL THE STUDY MEETING ON TUESDAY APRIL 28, 2026 WAS ADJOURNED AT 5:08 PM BY MAYOR LANG.

I hereby certify the foregoing to be a true, accurate and complete record of the proceedings of the Study Meeting of the West Valley City Council held Tuesday, April 28, 2026.

Nichole Camac, MMC
City Recorder

WEST VALLEY CITY GENERAL FUND - FUND 10
 Budget Detail
 REVENUE STATEMENT

| | Actual 2022-2023 | Actual 2023-2024 | Actual 2024-2025 | Adopted 2025-2026 | Interim 2026-2027 | Percent Change |
|-------------------------------------|---------------------|---------------------|---------------------|----------------------|----------------------|-------------------|
| PROPERTY TAX: | | | | | | |
| Current Year | 34,675,837 | 34,816,485 | 35,398,536 | 38,205,057 | 38,701,723 | 1.30% |
| Property Tax Reserve | 0 | 0 | 0 | 0 | 1,907,662 | |
| Prior Year | 667,307 | 416,883 | 656,942 | 450,000 | 450,000 | 0.00% |
| Total Property Tax | 35,343,144 | 35,233,368 | 36,055,478 | 38,655,057 | 41,059,385 | 6.22% |
| SALES TAX: | | | | | | |
| General Sales Tax | 39,744,699 | 39,913,281 | 41,453,442 | 42,126,364 | 45,254,790 | 7.43% |
| Transportation Sales Tax | 3,615,392 | 3,610,259 | 3,744,801 | 5,480,000 | 5,500,000 | 0.36% |
| Total Sales Tax | 43,360,091 | 43,523,540 | 45,198,243 | 47,606,364 | 50,754,790 | 6.61% |
| UTILITY TAX: | | | | | | |
| Cable TV/Bch Adv | 658,624 | 572,895 | 482,007 | 466,353 | 392,559 | -15.82% |
| Telecommunications | 611,918 | 632,541 | 674,741 | 627,849 | 592,325 | -5.66% |
| Electricity | 6,001,180 | 6,342,648 | 7,234,482 | 7,568,912 | 8,369,685 | 10.58% |
| Gas | 4,655,889 | 4,043,847 | 2,689,691 | 3,410,740 | 2,808,339 | -17.66% |
| Total Utility Tax | 11,927,611 | 11,591,931 | 11,080,921 | 12,073,854 | 12,162,908 | 0.74% |
| LICENSES AND PERMITS: | | | | | | |
| Business & Econ. Services | 1,231,136 | 1,214,336 | 1,247,989 | 1,200,000 | 1,200,000 | 0.00% |
| Animal Licenses | 65,266 | 54,189 | 49,829 | 60,000 | 60,000 | 0.00% |
| Building Permits | 3,531,645 | 2,411,656 | 2,044,267 | 1,500,000 | 2,500,000 | 66.67% |
| Subdivision Fees | 212,183 | 198,101 | 284,456 | 180,000 | 196,000 | 8.89% |
| Disproportionate Service | 603,823 | 604,617 | 625,478 | 600,000 | 600,000 | 0.00% |
| Total Licenses & Permits | 5,644,053 | 4,482,899 | 4,252,019 | 3,540,000 | 4,556,000 | 28.70% |
| MISCELLANEOUS: | | | | | | |
| Taylorsville DS Reimb. | 137,000 | 137,000 | 0 | 0 | 0 | 0.00% |
| Taylorsville Contract Services | 330,851 | 305,911 | 307,388 | 320,000 | 450,000 | 40.63% |
| Animal Shelter Vaccinations | 4,801 | 4,192 | 3,958 | 10,000 | 10,000 | 0.00% |
| Animal Shelter Misc. Fees | 41,389 | 34,856 | 46,564 | 50,000 | 60,000 | 20.00% |
| Animal Shelter Donations | 16,198 | 14,725 | 15,450 | 20,000 | 20,000 | 0.00% |
| Animal Sterilization | 33,415 | 32,914 | 31,787 | 30,000 | 30,000 | 0.00% |
| Amphitheater | 445,630 | 373,691 | 590,253 | 500,000 | 600,000 | 20.00% |
| District Court Fines | 37,614 | 37,916 | 29,447 | 37,000 | 35,000 | -5.41% |
| Engineer Consultant Fees CED | 14,382 | 15,372 | 5,125 | 60,000 | 60,000 | 0.00% |
| Excavation Perm-Prop Bond | 475,316 | 364,153 | 425,159 | 300,000 | 300,000 | 0.00% |
| Fire Prevention/Haz Mat | 203,985 | 386,352 | 169,285 | 381,353 | 295,363 | -22.55% |
| Harman Home Donations | 60,000 | 60,000 | 63,953 | 60,000 | 60,000 | 0.00% |
| Harman Home Programs | 0 | 0 | 18,351 | 20,000 | 20,000 | 0.00% |
| Harman Home SL CO. | 14,090 | 18,786 | 23,483 | 18,786 | 18,786 | 0.00% |
| Indigent Defense | 22,304 | 9,599 | 5,031 | 10,000 | 10,000 | 0.00% |
| Miscellaneous | 310,992 | 576,132 | 592,673 | 375,000 | 550,000 | 46.67% |
| Operation My Hometown | 24,612 | 11,120 | 69,051 | 0 | 0 | 0.00% |
| Park Reservations/Activities | 13,051 | 12,425 | 13,640 | 8,000 | 8,000 | 0.00% |
| Parking Ticket Fines | 333,293 | 209,918 | 261,712 | 250,000 | 215,000 | -14.00% |
| Police Reimbursement | 478,347 | 404,179 | 336,538 | 175,000 | 300,000 | 71.43% |
| Police Reports | 136,306 | 129,257 | 120,802 | 100,000 | 100,000 | 0.00% |
| Professional Shop Services | 379,735 | 472,454 | 327,224 | 0 | 0 | 0.00% |
| Rent-Housing Authority | 42,000 | 42,000 | 52,000 | 0 | 0 | 0.00% |
| Rent-Redevelop Agency | 25,000 | 25,000 | 50,000 | 50,000 | 50,000 | 0.00% |
| Roads Funds HB244 2021 | 1,136,000 | 1,100,000 | 1,100,000 | 1,100,000 | 1,100,000 | 0.00% |
| Tower Lease | 147,651 | 49,830 | 71,196 | 93,000 | 72,000 | -22.58% |
| UIA | 1,142,020 | 1,228,243 | 0 | 1,277,864 | 1,303,422 | 2.00% |
| Vehicle Fees | 1,791,100 | 1,717,869 | 1,702,344 | 1,755,000 | 1,755,000 | 0.00% |
| WestFest | 0 | 0 | 0 | 140,000 | 140,000 | 0.00% |
| Total Miscellaneous | 7,797,083 | 7,773,894 | 6,432,414 | 7,141,003 | 7,562,571 | 5.90% |

WEST VALLEY CITY GENERAL FUND - FUND 10

REVENUE STATEMENT

| | Actual 2022-2023 | Actual 2023-2024 | Actual 2024-2025 | Adopted 2025-2026 | Interim 2026-2027 | Percent Change |
|-----------------------------------|---------------------|---------------------|---------------------|----------------------|----------------------|-------------------|
| JUSTICE COURT: | | | | | | |
| Small Claims Fees | 157,865 | 139,371 | 183,119 | 145,000 | 162,000 | 11.72% |
| Traffic Fines | 2,866,625 | 2,614,237 | 2,732,878 | 3,000,000 | 2,900,000 | -3.33% |
| Total Justice Court | 3,024,490 | 2,753,608 | 2,915,997 | 3,145,000 | 3,062,000 | -2.64% |
| ADMINISTRATIVE COURT: | | | | | | |
| ACE Program | 176,700 | 45,146 | 49,364 | 55,000 | 55,000 | 0.00% |
| Civil Penalties | 68,452 | 66,767 | 66,078 | 150,000 | 150,000 | 0.00% |
| Total Administrative Court | 245,152 | 111,913 | 115,442 | 205,000 | 205,000 | 0.00% |
| INTEREST: | | | | | | |
| Investment Interest | 2,571,997 | 3,977,606 | 2,884,187 | 3,400,000 | 2,692,015 | -20.82% |
| RDA Interest | 0 | 0 | 0 | 9,800 | 0 | -100.00% |
| Total Interest | 2,571,997 | 3,977,606 | 2,884,187 | 3,409,800 | 2,692,015 | -21.05% |
| OTHER: | | | | | | |
| Appro from Fund Bal - Fleet | 0 | 0 | 0 | 1,500,000 | 1,000,000 | -33.33% |
| Appropriation from Fund Balance | 0 | 0 | 0 | 1,558,964 | 817,434 | -47.57% |
| Reserved Funds | 0 | 0 | 0 | 300,000 | 300,000 | 0.00% |
| Reserved Debt Service Funds | 0 | 0 | 0 | 1,225,000 | 0 | -100.00% |
| Sale of Land/Assets | 39,042 | 80,461 | 58,502 | 0 | 0 | 0.00% |
| Total Other | 39,042 | 80,461 | 58,502 | 4,583,964 | 2,117,434 | -53.81% |
| Subtotal | 109,952,663 | 109,529,220 | 108,993,203 | 120,360,042 | 124,172,103 | 3.17% |
| RESTRICTED FUNDS: | | | | | | |
| Forfeited Assets | 14,074 | 0 | 140,044 | 0 | 0 | 0.0% |
| Bond Proceeds | 0 | 0 | 0 | 0 | 0 | 0.0% |
| Bond Interest | 85,267 | 0 | 104,211 | 0 | 0 | 0.0% |
| Total Restricted Funds | 99,341 | 0 | 244,255 | 0 | 0 | 0.0% |
| Grand Total | 110,052,004 | 109,529,220 | 109,237,458 | 120,360,042 | 124,172,103 | 3.17% |

**WEST VALLEY CITY GENERAL FUND - FUND 10
EXPENDITURE STATEMENT**

| | Actual 2022-2023 | Actual 2023-2024 | Actual 2024-2025 | Adopted 2025-2026 | Interim 2026-2027 | Percent Change |
|------------------------------------|-----------------------------|-----------------------------|-----------------------------|------------------------------|------------------------------|---------------------------|
| LEGISLATIVE: | | | | | | |
| City Council | 771,325 | 854,440 | 1,010,537 | 914,518 | 960,620 | 5.04% |
| Elections | 131,129 | 282,108 | 2,235 | 231,800 | 231,800 | 0.00% |
| Total Legislative | 902,454 | 1,136,548 | 1,012,772 | 1,146,318 | 1,192,420 | 4.02% |
| ADMINISTRATIVE: | | | | | | |
| City Manager | 1,294,708 | 1,004,525 | 1,225,303 | 1,533,322 | 1,566,412 | 2.16% |
| Justice Court | 2,171,492 | 2,223,373 | 2,421,092 | 2,539,318 | 2,634,835 | 3.76% |
| Information Technology | 2,816,708 | 2,932,805 | 3,488,141 | 3,397,290 | 3,651,736 | 7.49% |
| Central Services | 2,949,091 | 3,243,520 | 1,058,383 | 0 | 0 | 0.00% |
| Communications | 137,829 | 146,764 | 5,750 | 0 | 0 | 0.00% |
| Human Resources | 1,266,609 | 1,336,484 | 1,492,084 | 1,784,054 | 1,903,824 | 6.71% |
| Community & Media Relations | 735,801 | 982,645 | 886,814 | 989,714 | 1,053,972 | 6.49% |
| Recorder | 568,399 | 793,944 | 876,315 | 820,720 | 820,720 | 0.00% |
| Neighborhood Services | 0 | 0 | 532,619 | 912,604 | 1,318,899 | 44.52% |
| Animal Control | 1,389,313 | 1,586,402 | 1,827,065 | 1,865,637 | 2,123,747 | 13.83% |
| Ordinance Enforcement | 782,511 | 809,179 | 987,577 | 1,035,745 | 1,307,987 | 26.28% |
| Public Facilities | 1,891,051 | 1,960,369 | 2,116,624 | 2,176,037 | 2,389,865 | 9.83% |
| Total Administrative | 16,003,512 | 17,020,010 | 16,917,767 | 17,054,441 | 18,771,997 | 10.07% |
| NON-DEPARTMENTAL | | | | | | |
| UTOPIA | 4,387,257 | 4,475,002 | 4,564,503 | 4,696,666 | 4,789,627 | 1.98% |
| Benefits Accrual | 1,069,694 | 1,051,973 | 933,699 | 1,050,000 | 2,026,688 | 93.02% |
| Council Contingency Misc. | (249,760) | (250,000) | (250,000) | 0 | 0 | 0.00% |
| Professional/Technical | 0 | 0 | 12,540 | 175,000 | 175,000 | 0.00% |
| Special Projects | 1,581,264 | 0 | 0 | 0 | 0 | 0.00% |
| Utilities | 995,184 | 975,861 | 930,456 | 860,453 | 979,316 | 13.81% |
| Wage Under Runs | 0 | 0 | 0 | (2,000,000) | (2,000,000) | 0.00% |
| Storm Water (Prof.Service) | (495,308) | (485,744) | (495,944) | (558,744) | (558,744) | 0.00% |
| Sanitation (Prof.Service) | (532,531) | (532,531) | (532,531) | (612,531) | (612,531) | 0.00% |
| Ambulance (Prof.Service) | (400,000) | (400,000) | (400,000) | (722,018) | 0 | -100.00% |
| RDA (Prof.Service) | 0 | 0 | (297,028) | 0 | 0 | 0.00% |
| Transfers In | (197,269) | (635,782) | (2,325,229) | (835,000) | (4,882,018) | 484.67% |
| Fitness Center | 1,486,086 | 1,461,086 | 1,758,950 | 1,630,271 | 1,796,602 | 10.20% |
| Theater | 50,000 | 50,000 | 50,000 | 0 | 0 | 0.00% |
| Arena | 1,126,171 | 1,131,520 | 600,000 | 0 | 0 | 0.00% |
| Cultural Center | 1,312,587 | 1,709,226 | 1,443,086 | 1,560,244 | 1,539,614 | -1.32% |
| WV Arts Foundation | 205,960 | 437,313 | 2,775,795 | 0 | 0 | 0.00% |
| Capital Projects/Fleet Xfer to CIP | 2,878,066 | 5,804,904 | 1,342,084 | 1,900,000 | 1,812,000 | -4.63% |
| Transportation Sales Tax to CIP | 2,500,000 | 4,392,217 | 3,300,000 | 5,480,000 | 5,500,000 | 0.36% |
| The Ridge | 360,036 | 0 | 103,044 | 0 | 35,399 | 0.00% |
| Stonebridge Golf Course | 309,761 | 0 | 35,577 | 0 | 46,161 | 0.00% |
| Transfer Out | 421,260 | 0 | 0 | 0 | 0 | 0.00% |
| Total Non-Departmental | 16,808,457 | 19,185,045 | 13,549,002 | 12,624,341 | 10,647,114 | -15.66% |

**WEST VALLEY CITY GENERAL FUND - FUND 10
EXPENDITURE STATEMENT**

| | Actual 2022-2023 | Actual 2023-2024 | Actual 2024-2025 | Adopted 2025-2026 | Interim 2026-2027 | Percent Change |
|----------------------------------|-----------------------------|-----------------------------|-----------------------------|------------------------------|------------------------------|---------------------------|
| DEBT SERVICE: | | | | | | |
| Animal Shelter/CPD Facility | 742,550 | 740,950 | 0 | 0 | 0 | 0.00% |
| UCCC & Arena Equipment | 0 | 1,210,506 | 1,563,827 | 1,596,066 | 4,998,567 | 213.18% |
| Road Revenue Bonds | 1,099,371 | 1,097,380 | 1,094,608 | 1,099,352 | 1,099,552 | 0.02% |
| Bond Fees | 11,567 | 9,250 | 16,750 | 25,000 | 25,000 | 0.00% |
| USB #4 - Police Radios | 37,020 | 0 | 0 | 0 | 0 | 0.00% |
| USB #7 - Public Safety Radios | 39,949 | 9,987 | 0 | 0 | 0 | 0.00% |
| USB #9 - Public Safety Radios | 68,737 | 52,044 | 0 | 0 | 0 | 0.00% |
| USB #10 - Public Safety Radios | 88,747 | 88,747 | 0 | 0 | 0 | 0.00% |
| USB #13 - Data Backup System | 24,478 | 0 | 0 | 0 | 0 | 0.00% |
| USB #16 - Police Computers | 19,462 | 0 | 0 | 0 | 0 | 0.00% |
| USB #18 - Police Computers | 39,366 | 9,842 | 0 | 0 | 0 | 0.00% |
| USB #21 - I.T. Equipment | 50,304 | 0 | 0 | 0 | 0 | 0.00% |
| USB #22 - Police Computers | 29,710 | 29,711 | 14,855 | 0 | 0 | 0.00% |
| CRC Leases | 0 | 0 | 0 | 0 | 72,000 | 100.00% |
| Transfer Out | 0 | 0 | 0 | 0 | 0 | 0.00% |
| Fire Truck & Trailer to CIP | 70,342 | 70,342 | 70,341 | 35,171 | 0 | -100.00% |
| Energy Savings Projects to CIP | 275,221 | 283,630 | 293,702 | 303,423 | 312,781 | 3.08% |
| Fire Sta 71, 72 & 76 to BA | 517,600 | 524,500 | 520,500 | 523,900 | 523,650 | -0.05% |
| MBA S 2017-PD & Courts to BA | 2,235,650 | 2,238,650 | 2,235,250 | 2,234,500 | 2,236,500 | 0.09% |
| MBA S 2017-Parking to BA | 1,087,600 | 1,086,800 | 1,085,400 | 1,086,650 | 1,081,900 | -0.44% |
| MBA S 2019-Parks Bldg to BA | 211,454 | 220,791 | 220,791 | 220,573 | 221,587 | 0.46% |
| MBA S 2022-Courts Reno to BA | 0 | 382,500 | 385,750 | 383,500 | 386,000 | 0.65% |
| Subtotal | 6,649,129 | 8,055,630 | 7,501,775 | 7,508,135 | 10,957,537 | 45.94% |
| DEBT SERVICE (CONTINUED): | | | | | | |
| Transfers In: | | | | | | |
| Fire Impact Fees | (300,000) | (150,000) | (150,000) | (150,000) | (68,000) | -54.67% |
| Police Impact Fees | (450,000) | (250,000) | (250,000) | (250,000) | (200,000) | -20.00% |
| Debt Service Reserve (CIP) | (1,480,981) | (1,310,405) | (418,907) | (338,594) | (312,781) | -7.62% |
| RDA | 0 | (1,210,506) | (1,558,591) | (1,596,066) | (6,098,567) | 282.10% |
| Fitness Center | (71,658) | (73,848) | (76,470) | (79,001) | (81,438) | 3.08% |
| UCCC | (19,109) | (19,683) | (20,392) | (21,067) | (21,717) | 3.09% |
| Street Lights | (151,013) | (155,627) | (161,154) | (166,488) | (171,623) | 3.08% |
| Subtotal | (2,472,761) | (3,170,069) | (2,635,514) | (2,601,216) | (6,954,126) | 167.34% |
| Total Debt Service | 4,176,368 | 4,885,561 | 4,866,261 | 4,906,919 | 4,003,411 | -18.41% |

**WEST VALLEY CITY GENERAL FUND - FUND 10
EXPENDITURE STATEMENT**

| | Actual 2022-2023 | Actual 2023-2024 | Actual 2024-2025 | Adopted 2025-2026 | Interim 2026-2027 | Percent Change |
|-------------------------------------|-----------------------------|-----------------------------|-----------------------------|------------------------------|------------------------------|---------------------------|
| COMMUNITY DEVELOPMENT: | | | | | | |
| Administration | 512,091 | 1,088,737 | 640,025 | 431,571 | 430,169 | -0.32% |
| Planning Commission | 9,397 | 9,828 | 9,309 | 15,799 | 15,801 | 0.01% |
| Board of Adjustment | 1,796 | 1,613 | 129 | 4,126 | 4,126 | 0.00% |
| Building Inspection | 1,102,518 | 1,155,002 | 1,174,984 | 1,231,927 | 1,336,811 | 8.51% |
| Neighborhood Services | 123,789 | 290,864 | 13,444 | 0 | 0 | 0.00% |
| Planning & Zoning | 692,710 | 732,022 | 786,569 | 886,152 | 1,061,127 | 19.75% |
| Total Comm. & Econ. Dev. | 2,442,301 | 3,278,066 | 2,624,460 | 2,569,575 | 2,848,034 | 10.84% |
| FINANCE: | | | | | | |
| Administration | 501,297 | 594,127 | 518,804 | 642,012 | 647,752 | 0.89% |
| Purchasing | 139,377 | 150,023 | 154,441 | 156,927 | 165,130 | 5.23% |
| Business Licenses | 280,706 | 297,673 | 314,835 | 312,789 | 328,421 | 5.00% |
| Treasury | 310,500 | 334,816 | 342,966 | 357,796 | 375,130 | 4.84% |
| Accounting | 468,640 | 636,050 | 695,961 | 569,181 | 614,688 | 8.00% |
| Budget & Disbursements | 374,681 | 401,349 | 415,726 | 424,100 | 456,965 | 7.75% |
| Total Finance | 2,075,200 | 2,414,038 | 2,442,733 | 2,462,805 | 2,588,086 | 5.09% |
| FIRE: | | | | | | |
| Administration | 14,063,162 | 15,039,568 | 16,645,459 | 17,137,938 | 18,384,740 | 7.28% |
| Emergency Operations | 161,527 | 125,830 | 147,687 | 156,395 | 156,395 | 0.00% |
| Fire Prevention | 15,274 | 21,171 | 20,687 | 25,383 | 25,383 | 0.00% |
| Logistics | 540,075 | 550,682 | 768,689 | 718,895 | 593,895 | -17.39% |
| Special Operations | 474 | (2,603) | (2,166) | 21,335 | 21,335 | 0.00% |
| Development Services | 21,052 | 28,902 | 21,149 | 31,823 | 31,823 | 0.00% |
| Medical Services | 154,137 | 153,537 | 166,715 | 147,271 | 147,271 | 0.00% |
| Emergency Management | 0 | 36,518 | 2,502,837 | 4,040,319 | 4,239,384 | 4.93% |
| Total Fire | 14,955,702 | 15,953,605 | 20,271,057 | 22,279,359 | 23,600,226 | 5.93% |
| LEGAL: | | | | | | |
| Civil/Prosecutor/Risk | 2,511,857 | 2,571,031 | 2,669,951 | 3,060,614 | 3,271,452 | 6.89% |
| Risk Financing | 1,509,455 | 1,216,059 | 1,429,386 | 1,500,000 | 1,700,000 | 13.33% |
| Victim Assistance | 243,668 | 270,773 | 283,721 | 482,205 | 521,282 | 8.10% |
| Total Law | 4,264,980 | 4,057,863 | 4,383,058 | 5,042,819 | 5,492,734 | 8.92% |
| PARKS & RECREATION: | | | | | | |
| Parks & Rec. Administration | 576,074 | 929,907 | 717,753 | 915,759 | 984,996 | 7.56% |
| Park Maintenance | 2,188,085 | 2,336,521 | 3,022,261 | 3,160,383 | 3,295,056 | 4.26% |
| Recreation | 269,138 | 176,529 | (62,892) | 37,607 | 37,630 | 0.06% |
| Harman Home Operations | 265,673 | 335,593 | 440,709 | 378,159 | 393,130 | 3.96% |
| Total Parks & Recreation | 3,298,970 | 3,778,550 | 4,117,831 | 4,491,908 | 4,710,812 | 4.87% |

**WEST VALLEY CITY GENERAL FUND - FUND 10
EXPENDITURE STATEMENT**

| | Actual 2022-2023 | Actual 2023-2024 | Actual 2024-2025 | Adopted 2025-2026 | Interim 2026-2027 | Percent Change |
|-------------------------------------|-----------------------------|-----------------------------|-----------------------------|------------------------------|------------------------------|---------------------------|
| POLICE: | | | | | | |
| Administration | 34,901,996 | 37,540,313 | 39,955,545 | 40,541,515 | 43,106,771 | 6.33% |
| Records | 35,604 | 40,487 | 47,536 | 45,200 | 45,200 | 0.00% |
| Training | 170,300 | 173,835 | 130,958 | 203,611 | 203,611 | 0.00% |
| Crossing Guards | 681,681 | 693,640 | 852,022 | 845,368 | 846,507 | 0.13% |
| Evidence | 21,366 | 24,592 | 22,352 | 29,350 | 29,350 | 0.00% |
| Forensics | 36,517 | 48,264 | 46,194 | 47,600 | 47,600 | 0.00% |
| Community Policing | 24,497 | 25,538 | 28,349 | 22,710 | 22,710 | 0.00% |
| Investigation | 169,334 | 183,408 | 101,331 | 106,255 | 106,255 | 0.00% |
| Uniform Patrol | 83,162 | 79,952 | 80,648 | 91,510 | 91,510 | 0.00% |
| K-9 | 5,796 | 6,415 | 46,074 | 19,200 | 19,200 | 0.00% |
| S.W.A.T. Unit | 80,842 | 80,468 | 88,770 | 92,560 | 92,560 | 0.00% |
| Traffic Enforcement | 24,191 | 15,883 | 13,603 | 27,000 | 27,000 | 0.00% |
| Special Operations | 63,625 | 61,199 | 75,678 | 102,300 | 102,300 | 0.00% |
| Intelligence/Internal Affairs | 48,066 | 46,399 | 135,130 | 51,000 | 81,000 | 58.82% |
| Bomb Squad Unit | 2,296 | 1,881 | 5,458 | 7,500 | 7,500 | 0.00% |
| Drone Operations | 268 | 1,299 | 0 | 0 | 0 | 0.00% |
| Police Grants | (292,795) | (104,222) | (58,765) | 0 | 0 | 0.00% |
| Total Police | 36,056,746 | 38,919,351 | 41,570,883 | 42,232,679 | 44,829,074 | 6.15% |
| PUBLIC WORKS: | | | | | | |
| Administration | 539,541 | 671,072 | 695,278 | 605,977 | 720,496 | 18.90% |
| Highways | 1,295,917 | 1,381,036 | 1,474,885 | 1,057,479 | 1,214,350 | 14.83% |
| Transportation | 356,883 | 383,318 | 332,744 | 981,050 | 984,143 | 0.32% |
| Engineering | 788,580 | 1,137,479 | 1,153,281 | 1,257,334 | 1,175,918 | -6.48% |
| Fleet Maintenance | 1,245,603 | 1,413,271 | 1,461,260 | 1,510,597 | 1,393,288 | -7.77% |
| Total Public Works | 4,226,525 | 4,986,176 | 5,117,448 | 5,412,437 | 5,488,195 | 1.40% |
| COMMUNITY PRESERVATION | | | | | | |
| Administration | 320,596 | 384,989 | 94,237 | 136,441 | 0 | -100.00% |
| Total Community Preservation | 320,596 | 384,989 | 94,237 | 136,441 | 0 | -100.00% |
| Total Operating Expenses | 105,531,811 | 115,999,802 | 116,967,509 | 120,360,042 | 124,172,103 | 3.17% |
| RESTRICTED FUNDS: | | | | | | |
| Forfeited Assets | 0 | 0 | 0 | 0 | 0 | 0.00% |
| Total Restricted Funds | 0 | 0 | 0 | 0 | 0 | 0.00% |
| Grand Total | 105,531,811 | 115,999,802 | 116,967,509 | 120,360,042 | 124,172,103 | 3.17% |

WEST VALLEY CITY "C" ROADS - FUND 11

REVENUE STATEMENT

| | Actual 2022-2023 | Actual 2023-2024 | Actual 2024-2025 | Adopted 2025-2026 | Interim 2026-2027 | Percent Change |
|------------------------|---------------------|---------------------|---------------------|----------------------|----------------------|-------------------|
| "C" Roads | | | | | | |
| "C" Road Fund | 5,697,026 | 5,673,084 | 6,377,757 | 5,600,000 | 6,500,000 | |
| Misc. Revenue | 1,379,634 | 80,681 | 36,936 | 0 | 0 | |
| Interest Revenue | 80,616 | 251,636 | 270,501 | 0 | 0 | |
| Gain on Sale of Assets | 0 | 25,175 | 110,245 | 0 | 0 | |
| Subtotal | 7,157,276 | 6,030,576 | 6,795,439 | 5,600,000 | 6,500,000 | 16.07% |

WEST VALLEY CITY "C" ROADS - FUND 11

EXPENDITURE STATEMENT

| | Actual 2021-2022 | Actual 2023-2024 | Actual 2024-2025 | Adopted 2025-2026 | Interim 2026-2027 | Percent Change |
|--------------------------------|---------------------|---------------------|---------------------|----------------------|----------------------|-------------------|
| OPERATIONS: | | | | | | |
| Equipment | 55,099 | 39,913 | 230,535 | 35,000 | 35,000 | |
| Utilities | 1,527 | 0 | 0 | 0 | 0 | |
| Gasoline & Diesel | 71 | 1,281 | 1,595 | 2,000 | 2,000 | |
| Professional Svcs. (Intern) | 845,000 | 845,000 | 845,000 | 845,000 | 845,000 | |
| Professional Svcs. (Ext.) | 115,271 | 94,388 | 44,837 | 84,360 | 174,500 | |
| Special Supplies | 175,090 | 149,216 | 47,829 | 55,000 | 55,000 | |
| Signs | 0 | 586 | 0 | 0 | 0 | |
| Crack Seal | 569,797 | 654,907 | 703,445 | 740,000 | 740,000 | |
| Concrete & Salt | 214,393 | 235,902 | 211,420 | 280,000 | 340,000 | |
| Traffic Controls | 113 | 0 | 0 | 0 | 0 | |
| Capital Equipment | 506,123 | 579,630 | 824,610 | 354,000 | 48,000 | |
| Special Projects | 63,151 | 519,799 | 0 | 1,080,000 | 2,845,656 | |
| Transfer Out | 7,680 | 371,680 | 7,680 | 0 | 0 | |
| Subtotal Streets | 2,553,315 | 3,492,302 | 2,916,951 | 3,475,360 | 5,085,156 | 46.32% |
| ENGINEERING: | | | | | | |
| Software | 7,500 | 7,500 | 14,345 | 7,500 | 9,000 | |
| Professional Svcs. (Intern) | 570,000 | 570,000 | 633,784 | 670,000 | 620,000 | |
| Professional Svcs. (Ext.) | 2,500 | 0 | 0 | 0 | 0 | |
| Special Supplies | 0 | 14,995 | 0 | 0 | 0 | |
| Special Projects | 0 | 340,910 | 10,610 | 685,539 | 0 | |
| Subtotal Engineering | 580,000 | 933,405 | 658,739 | 1,363,039 | 629,000 | -53.85% |
| TRANSPORTATION: | | | | | | |
| Equipment | (3,651) | 0 | 0 | 1,000 | 1,000 | |
| Utilities | 13,087 | 11,316 | 14,246 | 13,000 | 15,000 | |
| Professional Svcs. (Ext.) | 284,649 | 255,426 | 309,775 | 360,000 | 370,000 | |
| Signs | 38,059 | 34,434 | 53,163 | 40,000 | 50,000 | |
| Traffic Controls | 12,309 | 6,914 | 21,578 | 20,000 | 21,000 | |
| Capital Equipment | 10,270 | 0 | 0 | 0 | 0 | |
| Special Projects | 50,175 | 27,865 | 31,700 | 60,000 | 60,000 | |
| Transfer Out | 256,411 | 267,867 | 1,006,999 | 267,601 | 268,844 | |
| Subtotal Transportation | 661,309 | 603,822 | 1,437,461 | 761,601 | 785,844 | 3.18% |
| Total Expenditures | 3,794,624 | 5,029,529 | 5,013,151 | 5,600,000 | 6,500,000 | 16.07% |

WEST VALLEY CITY FITNESS CENTER - FUND 21

REVENUE STATEMENT

| | Actual 2022-2023 | Actual 2023-2024 | Actual 2024-2025 | Adopted 2025-2026 | Interim 2026-2027 | Percent Change |
|-----------------------------|---------------------|---------------------|---------------------|----------------------|----------------------|-------------------|
| FITNESS CENTER: | | | | | | |
| Facility Drop-In Fees | 465,956 | 500,083 | 487,106 | 560,000 | 560,000 | |
| Annual Passes | 914,457 | 949,196 | 987,624 | 1,500,000 | 1,500,000 | |
| Activity Area | 305,888 | 326,887 | 362,608 | 375,000 | 375,000 | |
| Children's Area | 172,076 | 246,823 | 265,998 | 425,000 | 425,000 | |
| Aquatics | 143,566 | 166,684 | 197,683 | 200,000 | 200,000 | |
| Community Rooms | 29,135 | 35,322 | 34,305 | 40,000 | 40,000 | |
| Pro Shop | 16,970 | 17,163 | 13,210 | 30,000 | 30,000 | |
| Snack Bar/Catering | 143,648 | 162,624 | 175,551 | 190,000 | 190,000 | |
| Sports Programs | 159,160 | 172,188 | 197,146 | 205,000 | 205,000 | |
| Miscellaneous Rev. | 55,954 | 70,782 | 70,466 | 65,000 | 65,000 | |
| WestFest | 175,641 | 124,590 | 122,855 | 0 | 0 | |
| Total Fitness Center | 2,582,449 | 2,772,342 | 2,914,552 | 3,590,000 | 3,590,000 | 0.00% |

WEST VALLEY CITY FITNESS CENTER - FUND 21

EXPENDITURE STATEMENT

| | Actual 2022-2023 | Actual 2023-2024 | Actual 2024-2025 | Adopted 2025-2026 | Interim 2026-2027 | Percent Change |
|-------------------------------|---------------------|---------------------|---------------------|----------------------|----------------------|-------------------|
| FITNESS CENTER: | | | | | | |
| Transfers In GF/ | | | | | | |
| Operating Infusion | (1,546,086) | (1,461,086) | (1,943,577) | (1,630,271) | (1,796,602) | |
| Permanent Employees | 1,130,166 | 1,190,546 | 1,233,011 | 1,303,500 | 1,457,363 | |
| O.T. Employees | 37,656 | 49,268 | 51,203 | 17,000 | 17,000 | |
| Temporary Employees | 1,142,010 | 1,216,763 | 1,363,910 | 1,405,834 | 1,405,834 | |
| Additional Pay | 254 | 0 | 0 | 1,000 | 1,000 | |
| Employee Benefits | 613,970 | 655,171 | 669,320 | 746,147 | 756,178 | |
| Uniform Allowance | 238 | 279 | 0 | 0 | 0 | |
| Books & Dues | (1,280) | 1,021 | 2,467 | 1,300 | 1,300 | |
| Advertising | 9,839 | 12,580 | 9,504 | 25,000 | 25,000 | |
| Travel & Training | 19,083 | 25,098 | 27,810 | 23,000 | 23,000 | |
| Office Supplies | 26,482 | 36,053 | 30,310 | 43,000 | 43,000 | |
| Snack Bar | 120,689 | 145,233 | 138,856 | 140,000 | 140,000 | |
| Equipment Maint. | 246,852 | 247,404 | 364,094 | 225,000 | 225,000 | |
| Gasoline & Diesel | 3,925 | 3,277 | 3,572 | 4,000 | 4,000 | |
| Software | 41,790 | 45,560 | 48,923 | 45,390 | 45,390 | |
| Building/Grounds | 54,246 | 66,542 | 50,216 | 51,000 | 51,000 | |
| Utilities | 563,566 | 428,173 | 351,949 | 366,499 | 366,499 | |
| Telephone | 12,849 | 13,132 | 12,522 | 12,000 | 12,000 | |
| Professional Services | 363,254 | 357,743 | 479,887 | 380,000 | 380,000 | |
| General Health | 3,405 | 5,338 | 4,036 | 5,000 | 5,000 | |
| Special Supplies | 32,366 | 47,359 | 17,532 | 37,000 | 37,000 | |
| Healthy Community Grant | 2,336 | 35,687 | 27,789 | 0 | 0 | |
| Children's Programs | 73,309 | 66,561 | 84,752 | 85,000 | 85,000 | |
| Programs | 38,731 | 41,916 | 31,837 | 45,000 | 45,000 | |
| Aquatics | 23,472 | 21,187 | 92,910 | 25,000 | 25,000 | |
| WestFest | 109,815 | 101,517 | 150,306 | 0 | 0 | |
| Insurance | 72,967 | 79,688 | 84,821 | 74,600 | 74,600 | |
| Capital Equipment | 162,359 | 49,170 | 0 | 50,000 | 50,000 | |
| Capital Res.(Transfer to BA) | 30,000 | 30,000 | 30,000 | 30,000 | 30,000 | |
| Debt Service (Transfer to GL) | 71,658 | 73,848 | 76,470 | 79,001 | 81,438 | |
| Appropriation to Fund Balance | 0 | 0 | 0 | 0 | 0 | |
| Total Fitness Center | 3,459,922 | 3,585,028 | 3,494,430 | 3,590,000 | 3,590,000 | 0.00% |

**WEST VALLEY CITY ARENA - FUND 25
REVENUE STATEMENT**

| | Actual 2022-2023 | Actual 2023-2024 | Actual 2024-2025 | Adopted 2025-2026 | Interim 2026-2027 | Percent Change |
|-----------------------|-----------------------------|-----------------------------|-----------------------------|------------------------------|------------------------------|---------------------------|
| ARENA REVENUES | <u>7,780,912</u> | <u>9,906,387</u> | <u>9,958,116</u> | <u>9,697,000</u> | <u>11,901,404</u> | 22.73% |

**WEST VALLEY CITY ARENA - FUND 25
EXPENDITURE STATEMENT**

| | Actual 2022-2023 | Actual 2023-2024 | Actual 2024-2025 | Adopted 2025-2026 | Interim 2026-2027 | Percent Change |
|--------------------|-----------------------------|-----------------------------|-----------------------------|------------------------------|------------------------------|---------------------------|
| ARENA: | | | | | | |
| Operations | 6,596,715 | 7,561,893 | 7,795,379 | 9,597,000 | 8,701,404 | |
| Transfers Out | 2,500,700 | 2,475,000 | 2,476,000 | 2,467,000 | 5,569,750 | |
| Transfers In | (3,863,043) | (3,179,368) | (2,976,000) | (2,367,000) | (2,369,750) | |
| Total Arena | <u>5,234,372</u> | <u>6,857,525</u> | <u>7,295,379</u> | <u>9,697,000</u> | <u>11,901,404</u> | 22.73% |

**WEST VALLEY CITY SANITATION - FUND 27
REVENUE STATEMENT**

| | Actual 2022-2023 | Actual 2023-2024 | Actual 2024-2025 | Adopted 2025-2026 | Interim 2026-2027 | Percent Change |
|---------------------------------|-----------------------------|-----------------------------|-----------------------------|------------------------------|------------------------------|---------------------------|
| SANITATION: | | | | | | |
| Garbage Fees | 6,368,590 | 6,883,902 | 7,109,292 | 7,100,000 | 7,100,000 | |
| Clean & Beautiful Donations | 0 | 1,000 | 1,000 | 0 | 0 | |
| Interest | 466 | 1,143 | 1,257 | 0 | 0 | |
| Appropriation from Fund Balance | 0 | 0 | 0 | 263,538 | 992,214 | |
| Total | <u>6,369,056</u> | <u>6,886,045</u> | <u>7,111,549</u> | <u>7,363,538</u> | <u>8,092,214</u> | 9.90% |

**WEST VALLEY CITY SANITATION - FUND 27
EXPENDITURE STATEMENT**

| | Actual 2022-2023 | Actual 2023-2024 | Actual 2024-2025 | Adopted 2025-2026 | Interim 2026-2027 | Percent Change |
|--------------------------------|-----------------------------|-----------------------------|-----------------------------|------------------------------|------------------------------|---------------------------|
| SANITATION: | | | | | | |
| Permanent Employees | 139,964 | 160,064 | 103,381 | 0 | 0 | |
| O.T. Employees | 811 | 1,938 | 42 | 0 | 0 | |
| Employee Benefits | 52,238 | 72,757 | 41,496 | 0 | 0 | |
| Books/Subscriptions | 0 | 0 | 0 | 650 | 650 | |
| Public Notice/Advert | 0 | 167 | 0 | 0 | 0 | |
| Travel & Training | 880 | 279 | 0 | 2,500 | 2,500 | |
| Office Supplies | 7,008 | 6,543 | 5,751 | 7,000 | 7,000 | |
| Gasoline & Diesel | 7,482 | 7,681 | 7,610 | 6,000 | 6,000 | |
| Auto Parts | 6,732 | 5,203 | 1,871 | 7,000 | 7,000 | |
| Prof. Services Internal | 1,222,056 | 1,226,035 | 1,227,366 | 1,577,260 | 1,602,010 | |
| Prof. Services External | 3,316,273 | 3,466,111 | 3,661,538 | 3,808,128 | 4,542,054 | |
| Landfill Fees | 1,493,245 | 1,543,404 | 1,519,216 | 1,700,000 | 1,700,000 | |
| Special Supplies | 143,313 | 175,822 | 102,539 | 180,000 | 190,000 | |
| Insurance | 0 | 0 | 1,691 | 0 | 0 | |
| Capital Equipment | 72,232 | 35,382 | 0 | 0 | 0 | |
| Transfer Out | 0 | 0 | 0 | 0 | 0 | |
| Transfer In | 0 | 0 | (5,938) | 0 | 0 | |
| Clean & Beautiful Expenses | 8,803 | 9,708 | 9,208 | 0 | 0 | |
| Clean & Beautiful Transfer Out | 26,145 | 26,145 | 26,145 | 75,000 | 35,000 | |
| Total | <u>6,497,182</u> | <u>6,737,239</u> | <u>6,701,916</u> | <u>7,363,538</u> | <u>8,092,214</u> | 9.90% |

WEST VALLEY CITY ROAD IMPACT FEES - FUND 31

REVENUE STATEMENT

| | Actual 2022-2023 | Actual 2023-2024 | Actual 2024-2025 | Adopted 2025-2026 | Interim 2026-2027 | Percent Change |
|------------------|-----------------------------|-----------------------------|-----------------------------|------------------------------|------------------------------|---------------------------|
| Road Impact Fees | 580,374 | 395,212 | 350,582 | 200,000 | 200,000 | |
| Interest | 12,486 | 33,898 | 33,821 | 0 | 0 | |
| Total | 592,859 | 429,110 | 384,403 | 200,000 | 200,000 | 0.00% |

WEST VALLEY CITY ROAD IMPACT FEES - FUND 31

EXPENDITURE STATEMENT

| | Actual 2022-2023 | Actual 2023-2024 | Actual 2024-2025 | Adopted 2025-2026 | Interim 2026-2027 | Percent Change |
|---------------------------|-----------------------------|-----------------------------|-----------------------------|------------------------------|------------------------------|---------------------------|
| Professional Services | 100,000 | 30,000 | 30,000 | 30,000 | 30,000 | |
| Road Projects | 4,270 | 0 | 0 | 170,000 | 170,000 | |
| Transfer Out | 850,000 | 0 | 0 | 0 | 0 | |
| Total Expenditures | 954,270 | 30,000 | 93,085 | 200,000 | 200,000 | 0.00% |

WEST VALLEY CITY PARK IMPACT FEES - FUND 32

REVENUE STATEMENT

| | Actual 2022-2023 | Actual 2023-2024 | Actual 2024-2025 | Adopted 2025-2026 | Interim 2026-2027 | Percent Change |
|----------------------|-----------------------------|-----------------------------|-----------------------------|------------------------------|------------------------------|---------------------------|
| Park Impact Fees | 1,322,599 | 346,882 | 242,991 | 1,000,000 | 1,000,000 | |
| Interest | 54,480 | 147,726 | 45,292 | 0 | 0 | |
| Total Revenue | 1,377,079 | 494,608 | 288,283 | 1,000,000 | 1,000,000 | 0.00% |

WEST VALLEY CITY PARK IMPACT FEES - FUND 32

EXPENDITURE STATEMENT

| | Actual 2022-2023 | Actual 2023-2024 | Actual 2024-2025 | Adopted 2025-2026 | Interim 2026-2027 | Percent Change |
|---------------------------|-----------------------------|-----------------------------|-----------------------------|------------------------------|------------------------------|---------------------------|
| Park Impact Expenses | 982,822 | 1,142,992 | 2,004,567 | 1,000,000 | 1,000,000 | |
| Transfers Out | 0 | 0 | 9,400 | 0 | 0 | |
| Transfers In | 0 | 0 | (70,000) | 0 | 0 | |
| Total Expenditures | 982,822 | 1,142,992 | 1,943,967 | 1,000,000 | 1,000,000 | 0.00% |

WEST VALLEY CITY FIRE IMPACT FEES - FUND 33

REVENUE STATEMENT

| | Actual 2022-2023 | Actual 2023-2024 | Actual 2024-2025 | Adopted 2025-2026 | Interim 2026-2027 | Percent Change |
|------------------------------|-----------------------------|-----------------------------|-----------------------------|------------------------------|------------------------------|---------------------------|
| Fire Impact Fees - Facility | 186,364 | 88,342 | 50,588 | 150,000 | 68,000 | |
| Fire Impact Fees - Apparatus | 21,231 | 13,122 | 6,859 | 67,866 | 67,866 | |
| Interest | 13,078 | 25,144 | 15,217 | 0 | 0 | |
| Total Revenue | 220,673 | 126,608 | 72,664 | 217,866 | 135,866 | -37.64% |

WEST VALLEY CITY FIRE IMPACT FEES - FUND 33

EXPENDITURE STATEMENT

| | Actual 2022-2023 | Actual 2023-2024 | Actual 2024-2025 | Adopted 2025-2026 | Interim 2026-2027 | Percent Change |
|--------------------------------------|-----------------------------|-----------------------------|-----------------------------|------------------------------|------------------------------|---------------------------|
| Transfer Out FS 74 & Fire Truck Debt | 300,000 | 150,000 | 287,733 | 217,866 | 135,866 | |
| Total Expenditures | 300,000 | 150,000 | 287,733 | 217,866 | 135,866 | -37.64% |

WEST VALLEY CITY POLICE IMPACT FEES - FUND 34

REVENUE STATEMENT

| | Actual 2022-2023 | Actual 2023-2024 | Actual 2024-2025 | Adopted 2025-2026 | Interim 2026-2027 | Percent Change |
|----------------------|-----------------------------|-----------------------------|-----------------------------|------------------------------|------------------------------|---------------------------|
| Police Impact Fees | 321,767 | 140,051 | 102,902 | 250,000 | 200,000 | |
| Interest | 13,255 | 25,634 | 14,891 | 0 | 0 | |
| Total Revenue | 335,022 | 165,685 | 117,793 | 250,000 | 200,000 | -20.00% |

WEST VALLEY CITY POLICE IMPACT FEES - FUND 34

EXPENDITURE STATEMENT

| | Actual 2022-2023 | Actual 2023-2024 | Actual 2024-2025 | Adopted 2025-2026 | Interim 2026-2027 | Percent Change |
|-------------------------------------|-----------------------------|-----------------------------|-----------------------------|------------------------------|------------------------------|---------------------------|
| Police Debt Serv Transfer to Gen Fd | 450,000 | 250,000 | 253,800 | 250,000 | 200,000 | |
| Total Expenditures | 450,000 | 250,000 | 253,800 | 250,000 | 200,000 | -20.00% |

WEST VALLEY CITY FLOOD IMPACT FEES - FUND 35

REVENUE STATEMENT

| | Actual 2022-2023 | Actual 2023-2024 | Actual 2024-2025 | Adopted 2025-2026 | Interim 2026-2027 | Percent Change |
|---------------------------|-----------------------------|-----------------------------|-----------------------------|------------------------------|------------------------------|---------------------------|
| FLOOD IMPACT FEES: | | | | | | |
| Riter District | 10,677 | 7,406 | 25,564 | 0 | 0 | |
| Westridge District | 0 | 3,493 | 0 | 0 | 0 | |
| Lake Park District | 0 | 0 | 22,890 | 0 | 0 | |
| Interest | 0 | 14,000 | 10,929 | 0 | 0 | |
| Total Revenue | 10,677 | 24,899 | 59,383 | 0 | 0 | 0.00% |

WEST VALLEY CITY FLOOD IMPACT FEES - FUND 35

EXPENDITURE STATEMENT

| | Actual 2022-2023 | Actual 2023-2024 | Actual 2024-2025 | Adopted 2025-2026 | Interim 2026-2027 | Percent Change |
|--------------------------|-----------------------------|-----------------------------|-----------------------------|------------------------------|------------------------------|---------------------------|
| Decker | 0 | 0 | 0 | 0 | 0 | |
| Jordan District | 0 | 0 | 0 | 0 | 0 | |
| Riter District | 0 | 0 | 0 | 0 | 0 | |
| Lake Park District | 56,770 | 0 | 0 | 0 | 0 | |
| Transfer Out | 0 | 0 | 300,488 | 0 | 0 | |
| Total Expenditure | 56,770 | 0 | 300,488 | 0 | 0 | 0.00% |

WEST VALLEY CITY STORM WATER UTILITY - FUND 36

REVENUE STATEMENT

| | Actual 2022-2023 | Actual 2023-2024 | Actual 2024-2025 | Adopted 2025-2026 | Interim 2026-2027 | Percent Change |
|---------------------------------|---------------------|---------------------|---------------------|----------------------|----------------------|-------------------|
| STORM WATER UTILITY: | | | | | | |
| Storm Water Utility Fees | 5,484,928 | 5,676,099 | 5,735,716 | 5,600,000 | 5,700,000 | |
| Interest Income | 22,613 | 47,646 | 59,328 | 0 | 0 | |
| Penalties/Late Fees | 86,415 | 83,452 | 76,933 | 0 | 0 | |
| Gain on Sale of Assets | 41,093 | (203,200) | 7,600 | 0 | 0 | |
| Miscellaneous Revenue | 0 | (170) | 1,644 | 0 | 0 | |
| Appropriation from Fund Balance | 0 | 0 | 0 | 73,000 | 0 | |
| Total Revenue | 5,635,049 | 5,603,827 | 5,881,221 | 5,673,000 | 5,700,000 | 0.48% |

WEST VALLEY CITY STORM WATER UTILITY - FUND 36

EXPENDITURE STATEMENT

| | Actual 2022-2023 | Actual 2023-2024 | Actual 2024-2025 | Adopted 2025-2026 | Interim 2026-2027 | Percent Change |
|--|---------------------|---------------------|---------------------|----------------------|----------------------|-------------------|
| STORMWATER OPERATIONS: | | | | | | |
| Travel & Training | 2,074 | 3,250 | 2,268 | 8,000 | 8,000 | |
| Office Supplies | 0 | 1,078 | 645 | 2,000 | 2,000 | |
| Equip Maintenance | 2,016 | 50,813 | 94,873 | 60,000 | 175,000 | |
| Fuel | 38,645 | 47,752 | 36,730 | 25,000 | 25,000 | |
| Auto Maintenance | 52,000 | 52,000 | 52,000 | 52,000 | 52,000 | |
| Vehicle Parts | 46,169 | 85,269 | 67,156 | 60,000 | 60,000 | |
| Utilities | 19,522 | 17,895 | 23,903 | 35,000 | 35,000 | |
| Prof./Tech (internal) | 521,605 | 521,604 | 521,604 | 521,604 | 521,604 | |
| Prof./Tech. (external) | 67,480 | 65,235 | 84,411 | 115,000 | 115,000 | |
| Special Supplies | 62,288 | 82,102 | 84,448 | 75,000 | 75,000 | |
| Insurance | 4,206 | 16,825 | 23,732 | 10,000 | 10,000 | |
| Capital Equipment | 8,000 | 11,716 | 655,645 | 125,000 | 410,000 | |
| Depreciation | 1,560,031 | 1,601,470 | 0 | 0 | 0 | |
| Subtotal | 2,384,036 | 2,557,009 | 1,647,415 | 1,088,604 | 1,488,604 | 36.74% |
| STORMWATER ENIGEERING PROJECTS: | | | | | | |
| Books/Dues | 800 | 610 | 290 | 800 | 800 | |
| Travel & Training | 2,571 | 7,080 | 6,151 | 9,700 | 9,700 | |
| Office Supplies | 4,361 | 1,682 | 27 | 2,800 | 2,800 | |
| Equip. Maintenance | 1,520 | 0 | 11,800 | 1,800 | 1,800 | |
| Fuel | 5,419 | 0 | 345 | 5,000 | 5,000 | |
| Software | 17,500 | 17,500 | 7,500 | 17,500 | 19,000 | |
| Prof/Tech (internal) | 511,364 | 511,364 | 511,364 | 784,693 | 665,561 | |
| Prof./Tech. (external) | 16,952 | 15,604 | (865) | 0 | 0 | |
| Special Supplies | 4,066 | 17,906 | 3,823 | 3,000 | 3,000 | |
| Special Projects | 85,897 | 327,546 | 2,753,450 | 2,421,138 | 2,139,776 | |
| Capital Equipment | 0 | 0 | 0 | 0 | 0 | |
| Capitalized Spec Proj | (1,824,276) | (331,166) | 0 | 0 | 0 | |
| Subtotal | (1,173,826) | 568,126 | 3,293,885 | 3,246,431 | 2,847,437 | -12.29% |
| STORMWATER ADMINISTRATON: | | | | | | |
| Public Notices | 19,985 | 21,326 | 42,652 | 21,326 | 21,327 | |
| Travel/Training | 62 | 185 | 0 | 2,000 | 2,000 | |
| Office Supplies | 844 | 1,388 | 5,050 | 4,000 | 4,000 | |
| Prof/Tech (internal) | 911,683 | 923,158 | 1,201,225 | 1,035,038 | 1,059,788 | |
| Prof./Tech. (external) | 5,825 | 271,867 | 4,000 | 8,000 | 8,000 | |
| Transfer Out | 2,070,152 | 0 | 38,097,737 | 267,601 | 268,844 | |
| Subtotal | 3,008,551 | 1,217,924 | 39,350,664 | 1,337,965 | 1,363,959 | 1.94% |
| Total Expenditure | 4,218,761 | 4,343,059 | 44,291,964 | 5,673,000 | 5,700,000 | 0.48% |

THE DIVISION OF ARTS AND CULTURE - FUND 37

REVENUE STATEMENT

| | Actual 2022-2023 | Actual 2023-2024 | Actual 2024-2025 | Adopted 2025-2026 | Interim 2026-2027 | Percent Change |
|-----------------------------|---------------------|---------------------|---------------------|----------------------|----------------------|-------------------|
| Cultural Center: | | | | | | |
| Miscellaneous | 10,484 | 0 | 0 | 0 | 0 | |
| Cultural Center Revenue | 253,772 | 363,820 | 412,209 | 300,000 | 208,000 | |
| Amphitheater | 1,191 | 40 | 0 | 0 | 0 | |
| Concessions/Alcohol Revenue | 16,057 | 32,263 | 25,769 | 14,000 | 12,000 | |
| Membership/Season Tickets | 8,790 | 1,519 | 0 | 0 | 0 | |
| Catering Commission | 0 | 4,601 | 22,829 | 12,000 | 12,000 | |
| Art Sales | 0 | 0 | 12,965 | 12,000 | 6,000 | |
| Donations | 0 | 0 | 24,248 | 0 | 0 | |
| Gallery Exhibits/Receptions | 0 | 0 | 885 | 0 | 0 | |
| Artrageous | 0 | 0 | 250 | 0 | 0 | |
| Day of the Dead | 0 | 0 | 20,646 | 12,000 | 12,000 | |
| Total Revenue | 290,294 | 402,243 | 519,801 | 350,000 | 250,000 | -28.57% |

THE DIVISION OF ARTS AND CULTURE - FUND 37

EXPENDITURE STATEMENT

| | Actual 2022-2023 | Actual 2023-2024 | Actual 2024-2025 | Adopted 2025-2026 | Interim 2026-2027 | Percent Change |
|-------------------------------------|---------------------|---------------------|---------------------|----------------------|----------------------|-------------------|
| Operations: | | | | | | |
| Permanent Employees | 1,269,545 | 1,355,581 | 1,197,469 | 827,090 | 750,334 | |
| Overtime | 15,062 | 21,634 | 4,984 | 10,000 | 10,000 | |
| Temporary Employees | 87,226 | 111,150 | 94,607 | 84,050 | 84,050 | |
| Employee Benefits | 484,602 | 498,947 | 410,518 | 324,870 | 280,346 | |
| Books & Dues | 6,424 | 4,384 | 3,072 | 5,000 | 5,000 | |
| Advertising | 1,310 | 6,425 | 2,461 | 5,000 | 5,000 | |
| Travel & Training | 2,325 | 6,936 | 766 | 6,000 | 6,000 | |
| Office Supplies | 23,841 | 24,674 | 22,601 | 23,000 | 23,000 | |
| Equip. Maintenance | 3,143 | 20,500 | 26,427 | 20,500 | 20,500 | |
| Gasoline | 472 | 841 | 386 | 1,250 | 1,250 | |
| Auto Maintenance | 99 | 67 | 0 | 900 | 900 | |
| Auto Parts | 223 | 49 | 494 | 900 | 900 | |
| Software | 19,231 | 13,516 | 11,044 | 20,000 | 20,000 | |
| Building & Grounds | 39,054 | 51,459 | 48,171 | 50,000 | 50,000 | |
| Utilities | 141,919 | 147,016 | 179,774 | 148,889 | 148,889 | |
| Telephone | 15,830 | 18,930 | 15,830 | 12,000 | 12,000 | |
| Contingency | 71,162 | 61,053 | 726 | 50,000 | 50,000 | |
| Professional Services | 12,848 | 19,955 | 16,676 | 8,028 | 8,028 | |
| Sister City | 0 | 400 | 0 | 0 | 0 | |
| General Health | 417 | 745 | 107 | 250 | 250 | |
| Special Supplies | 66,104 | 56,209 | 144,191 | 25,000 | 25,000 | |
| Signs | 835 | 1,805 | 2,434 | 2,500 | 2,500 | |
| Insurance | 0 | 0 | 0 | 10,000 | 10,000 | |
| Sold Services | (14,462) | (23,508) | (102,410) | 0 | 0 | |
| Capiral Equipment | 0 | 0 | (6,285) | 0 | 0 | |
| Special Projects | 19,572 | 33,563 | 22,444 | 35,000 | 35,000 | |
| Gallery Exhibits/Receptions | 0 | 150 | 29,867 | 20,000 | 20,000 | |
| WorldStage Concerts | 0 | 1,150 | (650) | 0 | 0 | |
| Artrageous | 0 | 0 | 38,166 | 53,000 | 53,000 | |
| Summer Concerts | 0 | 800 | 15,054 | 30,000 | 30,000 | |
| Day of the Dead Celebration | 0 | 0 | 20,683 | 10,000 | 10,000 | |
| Pop-Up Art | 0 | 43 | 0 | 0 | 0 | |
| Wasatch International Food Festival | 0 | 0 | 0 | 60,000 | 60,000 | |
| Cost of Goods Sold | 0 | 1,040 | 0 | 0 | 0 | |
| Transfer Out | 19,109 | 19,683 | 20,392 | 21,067 | 21,717 | |
| Transfer In from GF | (1,312,587) | (1,709,226) | (1,443,086) | (1,560,244) | (1,539,614) | |
| Transfer In from Foundation | (222,000) | (521,856) | 0 | 0 | 0 | |
| Subtotal Operations | 751,304 | 224,115 | 776,913 | 304,050 | 204,050 | -32.89% |
| Maintenance: | | | | | | |
| Equipment Maintenance | 19,010 | 12,605 | 15,263 | 16,450 | 16,450 | |
| Gasoline | 0 | 0 | 0 | 3,500 | 3,500 | |
| Building & Grounds | 22,515 | 15,910 | 22,709 | 26,000 | 26,000 | |
| Subtotal Maintenance | 41,525 | 28,515 | 37,972 | 45,950 | 45,950 | 0.00% |
| Total Expenditures | 792,829 | 252,630 | 814,885 | 350,000 | 250,000 | -28.57% |

WEST VALLEY CITY STREET LIGHTS - FUND 39

REVENUE STATEMENT

| | Actual 2022-2023 | Actual 2023-2024 | Actual 2024-2025 | Adopted 2025-2026 | Interim 2026-2027 | Percent Change |
|---------------------------------|---------------------|---------------------|---------------------|----------------------|----------------------|-------------------|
| STREET LIGHTS: | | | | | | |
| Misc. Revenue | 8,278 | 8,729 | 12,634 | 0 | 0 | |
| Street Light Fees | 1,254,449 | 1,262,695 | 1,159,614 | 1,250,000 | 1,150,000 | |
| Appropriation from Fund Balance | 0 | 0 | 0 | 761 | 113,298 | |
| Total | 1,262,727 | 1,271,424 | 1,172,248 | 1,250,761 | 1,263,298 | 1.00% |

WEST VALLEY CITY STREET LIGHTS - FUND 39

EXPENDITURE STATEMENT

| | Actual 2022-2023 | Actual 2023-2024 | Actual 2024-2025 | Adopted 2025-2026 | Interim 2026-2027 | Percent Change |
|-------------------------------|---------------------|---------------------|---------------------|----------------------|----------------------|-------------------|
| STREET LIGHTS: | | | | | | |
| Permanent Employees | 128,805 | 191,781 | 229,156 | 226,730 | 243,435 | |
| O.T. Employees | 3,315 | 1,937 | 1,270 | 1,000 | 1,000 | |
| Temporary Employees | 0 | 0 | 0 | 4,000 | 4,000 | |
| Employee Benefits | 49,919 | 76,935 | 95,589 | 94,858 | 86,316 | |
| Bks/Subscriptions/Memberships | 116 | 116 | 346 | 500 | 500 | |
| Travel/Training | 308 | 906 | 378 | 4,000 | 4,000 | |
| Office Supplies | 198 | 299 | 0 | 0 | 0 | |
| Equipment Maintenance | 141,298 | 435,712 | 95,325 | 200,000 | 200,000 | |
| Gasoline & Diesel | 6,260 | 7,390 | 6,293 | 15,000 | 15,000 | |
| Utilities | 136,761 | 147,538 | 149,840 | 120,000 | 150,000 | |
| Prof./Tech (internal) | 78,975 | 43,550 | 43,550 | 52,190 | 57,690 | |
| Prof./Tech. (external) | 140,376 | 141,711 | 66,371 | 150,000 | 100,000 | |
| Special Supplies | 511 | 268 | 0 | 0 | 0 | |
| Sold Services | 0 | 0 | (623) | 0 | 0 | |
| Capital Equipment | 171,516 | 180,487 | 205,425 | 0 | 0 | |
| Special Projects | 0 | 592,558 | 40,933 | 215,995 | 229,734 | |
| Transfer Out | 151,013 | 155,627 | 691,950 | 166,488 | 171,623 | |
| Transfer In | 0 | (2,360) | 0 | 0 | 0 | |
| Total | 1,009,371 | 1,974,455 | 1,625,803 | 1,250,761 | 1,263,298 | 1.00% |

CAPITAL IMPROVEMENTS FUND - FUND 45

REVENUE STATEMENT

| | Actual 2022-2023 | Actual 2023-2024 | Actual 2024-2025 | Adopted 2025-2026 | Interim 2026-2027 | Percent Change |
|--|---------------------|---------------------|---------------------|----------------------|----------------------|-------------------|
| REVENUES: | | | | | | |
| Fed/State Capital Projects | 500,000 | 500,000 | 524,715 | 0 | 0 | |
| SL County Capital Projects | 0 | 0 | 760,441 | 0 | 0 | |
| Fire Apparatus Reimbursement | 108,164 | 234,318 | 0 | 0 | 0 | |
| Developer Capital Fees/Contrib. | 819,500 | 0 | 0 | 0 | 0 | |
| Miscellaneous | 589,028 | 2,365,951 | 230,815 | 0 | 0 | |
| Interest | 234,795 | 317,577 | 253,161 | 0 | 0 | |
| Gain on Sale of Asset | 214,986 | 193,493 | 241,191 | 0 | 0 | |
| Total Revenues | 2,466,473 | 3,611,339 | 2,010,323 | 0 | 0 | 0.0% |
| OTHER SOURCES: | | | | | | |
| Bond/Lease Proceeds | 40 | 5 | 1,750,375 | 0 | 0 | |
| Appropriation from Fund Balance | 0 | 0 | 0 | 3,895,594 | 872,781 | |
| Total Other Sources | 40 | 5 | 1,750,375 | 3,895,594 | 872,781 | -77.60% |
| Total Revenue and Other Sources | 2,466,513 | 3,611,344 | 3,760,698 | 3,895,594 | 872,781 | -77.60% |

CAPITAL IMPROVEMENTS FUND - FUND 45

EXPENDITURE STATEMENT

| | Actual 2022-2023 | Actual 2023-2024 | Actual 2024-2025 | Adopted 2025-2026 | Interim 2026-2027 | Percent Change |
|--|-----------------------------|-----------------------------|-----------------------------|------------------------------|------------------------------|---------------------------|
| EXPENDITURES: | | | | | | |
| Sold Services | (76,057) | (184,500) | (774,983) | 0 | 0 | |
| Capital Equipment | 0 | 0 | 114,191 | 0 | 0 | |
| 2450 S Roadway Extension | 319,035 | 0 | 0 | 0 | 0 | |
| Safe Sidewalks | 67,302 | 0 | 0 | 0 | 0 | |
| Special Projects | 10,700 | 0 | 950,277 | 0 | 0 | |
| Facilities Projects | 205,858 | 766,149 | 1,217,385 | 400,000 | 400,000 | |
| PW/RDA Weed Management | 0 | 0 | 7,584 | 0 | 0 | |
| PW-Engineering Renovation | 166,756 | 0 | 0 | 0 | 0 | |
| Legal/RDA Office Remodel | 21,300 | 390,688 | 0 | 0 | 0 | |
| Arena Renovation | 500,000 | 0 | 0 | 0 | 0 | |
| Concrete Repairs Centennial Pool | 0 | 0 | 0 | 0 | 150,000 | |
| Lighting Pickleball Courts/Skate Park | 0 | 372,610 | 0 | 0 | 0 | |
| Wetlands Park | 0 | 229,524 | 3,420,997 | 0 | 0 | |
| Cultural Center Basement Project | (4,669) | 0 | 0 | 0 | 0 | |
| Parkway Blvd Widening | 399,721 | 0 | 2,865 | 0 | 0 | |
| 4100 S Reconstruction | 0 | 24,085 | 0 | 0 | 0 | |
| City Courts/Legal Bldg | 8,148,954 | 73,523 | 40,000 | 0 | 0 | |
| 4700 S Reconstruction | 2,150,603 | 19,405 | 0 | 0 | 0 | |
| 2700 W Improvement Project | (3,644) | 4,628 | 0 | 0 | 0 | |
| Energy Efficiency Upgrades | 413,929 | 277,981 | 69,356 | 0 | 0 | |
| Crosstowne Trail | 4,081 | 2,008,564 | 215,165 | 0 | 0 | |
| Veterans Memorial Park | 0 | 0 | 1,524,843 | 0 | 0 | |
| 6800 West Improvements | 0 | 0 | 51,950 | 0 | 0 | |
| 2022 Pedestrian Ramps | 312,772 | 0 | 0 | 0 | 0 | |
| Lancer Way Reconstruction | 300,075 | 9,200 | 1,796,815 | 0 | 0 | |
| 4100 S HAWK Signals Project | 158,110 | 19,563 | 0 | 0 | 0 | |
| 6800 West Pond Overflow | 9,635 | 258,968 | 21,311 | 0 | 0 | |
| 3900 S Roadway Improvements | 0 | 0 | 21,903 | 0 | 0 | |
| UTA Midvalley BRT | 0 | 49,250 | 0 | 0 | 0 | |
| SFR Widening Project | 0 | 101,326 | 480,804 | 0 | 0 | |
| 3500 S Sidewalks | 0 | 300,000 | 0 | 0 | 0 | |
| Street Sign Replacement Project | 0 | 119,577 | 86,969 | 0 | 0 | |
| 4000 West Improvements | 0 | 69,150 | 0 | 0 | 0 | |
| Bangerter Highway Betterments | 0 | 2,000,000 | 0 | 0 | 0 | |
| Parkway Blvd Wetland Road | 0 | 264,819 | 572,767 | 0 | 0 | |
| 7200 W Reconstruction | 0 | 0 | 4,776 | 0 | 0 | |
| 2024-25 Sidewalk Repair Project | 0 | 0 | 163,482 | 0 | 0 | |
| BFP - WVC Bridge Replacements | 0 | 0 | 211,224 | 0 | 0 | |
| 2025 Street Light Project | 0 | 0 | 652,173 | 0 | 0 | |
| 3200 W SR-201 (UDOT) - APT Bettermen | 0 | 0 | 100,000 | 0 | 0 | |
| 5900 West Extention Project | 0 | 0 | 3,200 | 0 | 0 | |
| Overlay Projects | 4,791,345 | 965,949 | 3,014,815 | 0 | 0 | |
| Transportation Sales Tax Projects | 0 | 0 | 0 | 5,230,000 | 5,500,000 | |
| Sidewalk Repair Projects | 0 | 0 | 0 | 250,000 | 0 | |
| City Hall Parking Lot Replacement | 0 | 0 | 0 | 1,500,000 | 0 | |
| Chinese Gate Repair | 0 | 0 | 0 | 80,000 | 0 | |
| City Hall HVAC Controls | 0 | 0 | 0 | 157,000 | 0 | |
| City's General Plan Update | 0 | 0 | 0 | 300,000 | 0 | |
| Parkway Park Playground Replacement | 0 | 0 | 0 | 50,000 | 0 | |
| Indoor Pool Filtration Salt Water System | 0 | 0 | 0 | 135,000 | 0 | |
| Fassio Park Fence | 0 | 82,156 | 0 | 0 | 0 | |
| N. Frontage Rd Improvement Project | 0 | 0 | 0 | 0 | 3,000,000 | |
| Admin Special Projects | 0 | 0 | 29,130 | 0 | 0 | |
| Finance Special Projects | 1,526 | 0 | 0 | 0 | 0 | |
| Legal Speical Projects | 0 | 237,500 | 0 | 0 | 0 | |
| Police Special Projects | 0 | 0 | 152,558 | 0 | 0 | |
| Fire Special Projects | 583,615 | 0 | 270,500 | 0 | 0 | |
| Parks Special Projects | 74,025 | 0 | 0 | 0 | 0 | |
| CEC Speical Projects | 0 | 0 | 0 | 0 | 262,000 | |
| Rolling Stock | 1,830,622 | 3,608,941 | 2,107,045 | 2,000,000 | 1,000,000 | |
| Rolling Stock Lease Payments | 559,044 | 566,454 | 695,759 | 618,943 | 593,129 | |
| Transfers Out | 1,897,643 | 3,041,206 | 3,132,498 | 1,173,594 | 872,781 | |
| Transfers In | (14,126,498) | (11,536,576) | (8,189,791) | (7,998,943) | (10,905,129) | |
| Total Expenditures | 8,715,783 | 4,140,140 | 12,167,568 | 3,895,594 | 872,781 | -77.60% |

**THE RIDGE GOLF CLUB FUND - FUND 55
REVENUE STATEMENT**

| | Actual 2022-2023 | Actual 2023-2024 | Actual 2024-2025 | Adopted 2025-2026 | Interim 2026-2027 | Percent Change |
|---------------------------------|-----------------------------|-----------------------------|-----------------------------|------------------------------|------------------------------|---------------------------|
| OPERATING REVENUE: | | | | | | |
| Green Fees | 800,231 | 1,021,865 | 1,164,084 | 1,040,000 | 1,040,000 | |
| Driving Range | 18,312 | 0 | 0 | 60,000 | 60,000 | |
| Carts | 381,035 | 471,110 | 498,690 | 500,000 | 500,000 | |
| Pull Carts | 36 | 0 | 0 | 0 | 0 | |
| Golf Club Rentals | 1,972 | 3,112 | 3,621 | 2,000 | 2,000 | |
| Gratuities - Operations | 5,815 | 13,915 | 15,178 | 6,000 | 6,000 | |
| Pro Shop | 194,210 | 243,099 | 234,807 | 210,000 | 210,000 | |
| Grill/Catering | 337,177 | 362,156 | 373,282 | 400,000 | 400,000 | |
| Room Rental | 31,927 | 96,281 | 17,423 | 0 | 0 | |
| Gratuities - Grill & Catering | 31,382 | 20,033 | 26,142 | 61,000 | 61,000 | |
| Miscellaneous | 2,019 | 5,000 | 125 | 5,000 | 5,000 | |
| Gain on Sale of Assets | 10,555 | 0 | 20,000 | 0 | 0 | |
| Appropriation from Fund Balance | 0 | 0 | 0 | 308,591 | 517,943 | |
| Total Revenue | 1,814,672 | 2,236,571 | 2,353,352 | 2,592,591 | 2,801,943 | 8.08% |

**THE RIDGE GOLF CLUB FUND - FUND 55
EXPENSE STATEMENT**

| | Actual 2022-2023 | Actual 2023-2024 | Actual 2024-2025 | Adopted 2025-2026 | Interim 2026-2027 | Percent Change |
|-------------------------------------|-----------------------------|-----------------------------|-----------------------------|------------------------------|------------------------------|---------------------------|
| OPERATING EXPENSES | | | | | | |
| OPERATIONS: | | | | | | |
| Personnel | 384,337 | 419,229 | 470,382 | 455,750 | 534,328 | |
| Operations | 161,486 | 160,137 | 161,025 | 187,564 | 187,564 | |
| Professional Services | 82,868 | 54,561 | 110,237 | 71,405 | 71,405 | |
| Utilities | 27,234 | 29,818 | 23,734 | 36,000 | 36,000 | |
| Operations Subtotal | 655,925 | 663,745 | 765,378 | 750,719 | 829,297 | 10.47% |
| MAINTENANCE: | | | | | | |
| Personnel | 349,148 | 392,336 | 465,153 | 454,677 | 490,453 | |
| Operating Supplies | 230,807 | 259,292 | 106,092 | 230,760 | 230,760 | |
| Utilities | 147,320 | 180,628 | 227,732 | 196,250 | 196,250 | |
| Maintenance Subtotal | 727,275 | 832,256 | 798,977 | 881,687 | 917,463 | 4.06% |
| GRILL/CATERING | | | | | | |
| Personnel | 306,607 | 380,842 | 378,896 | 370,954 | 386,457 | |
| Operating Supplies | 37,477 | 52,684 | 87,704 | 66,100 | 66,100 | |
| Snack Bar Subtotal | 344,084 | 433,526 | 466,600 | 437,054 | 452,557 | 3.55% |
| COST OF SALES: | | | | | | |
| Cost of Goods Sold | 151,450 | 187,671 | 218,658 | 125,000 | 125,000 | |
| Grill/Snack Bar | 110,764 | 129,675 | 187,542 | 170,000 | 170,000 | |
| Depreciation | 220,688 | 224,151 | 339,168 | 228,131 | 343,025 | |
| Cost of Sales Subtotal | 482,902 | 541,497 | 745,368 | 523,131 | 638,025 | 21.96% |
| Total Operating Expenses | 2,210,187 | 2,471,024 | 2,776,323 | 2,592,591 | 2,837,342 | 9.44% |
| NON-OPERATING EXPENSES: | | | | | | |
| Transfer In | (360,036) | (517,530) | (103,044) | 0 | (35,399) | |
| Total Non-Operating Expenses | (360,036) | (517,530) | (103,044) | 0 | (35,399) | 0.00% |
| Total Expenses | 1,850,151 | 1,953,494 | 2,673,279 | 2,592,591 | 2,801,943 | 8.08% |

STONEBRIDGE GOLF COURSE FUND - FUND 57

REVENUE STATEMENT

| | Actual 2022-2023 | Actual 2023-2024 | Actual 2024-2025 | Adopted 2025-2026 | Interim 2026-2027 | Percent Change |
|---------------------------------|---------------------|---------------------|---------------------|----------------------|----------------------|-------------------|
| OPERATING REVENUE: | | | | | | |
| Green Fees | 1,272,289 | 1,371,385 | 1,332,965 | 1,300,000 | 1,300,000 | |
| Driving Range | 15,337 | 0 | 0 | 30,000 | 30,000 | |
| Carts | 435,534 | 512,834 | 556,913 | 550,000 | 550,000 | |
| Pull Carts | 241 | 0 | 0 | 0 | 0 | |
| Rental Clubs | 11,108 | 11,961 | 9,534 | 11,000 | 11,000 | |
| Gratuities - Operations | 12,903 | 12,008 | 17,642 | 17,000 | 17,000 | |
| Pro Shop | 256,017 | 287,473 | 266,240 | 275,000 | 275,000 | |
| Grill/Catering | 602,092 | 628,041 | 598,012 | 600,000 | 600,000 | |
| Room Rental | 3,036 | 1,190 | 14,499 | 0 | 0 | |
| Gratuities - Grill & Catering | 61,762 | 23,172 | 19,159 | 75,000 | 75,000 | |
| Misc. | (2,659) | 49 | 222 | 5,000 | 5,000 | |
| Total Op. Revenue | 2,667,660 | 2,848,113 | 2,815,186 | 2,863,000 | 2,863,000 | 0.00% |
| NON-OPERATING REVENUE: | | | | | | |
| Gain on Sale of Assets | 0 | 13,500 | 0 | 0 | 0 | |
| Interest | 0 | 0 | 0 | 0 | 0 | |
| Appropriation from Fund Balance | 0 | 0 | 0 | 187,555 | 318,966 | |
| Total Non-Operating Rev | 0 | 13,500 | 0 | 187,555 | 318,966 | 70.07% |
| Total Revenue | 2,667,660 | 2,861,613 | 2,815,186 | 3,050,555 | 3,181,966 | 4.31% |

STONEBRIDGE GOLF COURSE FUND - FUND 57

EXPENSE STATEMENT

| | Actual 2022-2023 | Actual 2023-2024 | Actual 2024-2025 | Adopted 2025-2026 | Interim 2026-2027 | Percent Change |
|-------------------------------------|---------------------|---------------------|---------------------|----------------------|----------------------|-------------------|
| OPERATING EXPENSES | | | | | | |
| OPERATIONS: | | | | | | |
| Personnel | 437,580 | 542,122 | 580,446 | 588,275 | 582,020 | |
| Operations | 205,609 | 212,578 | 197,182 | 249,631 | 249,631 | |
| Professional Services | 123,879 | 52,937 | 91,535 | 130,000 | 130,000 | |
| Utilities | 54,536 | 53,257 | 47,682 | 50,000 | 50,000 | |
| Operations Subtotal | 821,605 | 860,894 | 916,845 | 1,017,906 | 1,011,651 | -0.61% |
| MAINTENANCE: | | | | | | |
| Personnel | 419,599 | 458,139 | 496,532 | 501,646 | 550,332 | |
| Operating Supplies | 270,212 | 271,033 | 197,384 | 273,051 | 273,051 | |
| Utilities | 149,025 | 192,823 | 232,681 | 195,750 | 195,750 | |
| Maintenance Subtotal | 838,836 | 921,995 | 926,597 | 970,447 | 1,019,133 | 5.02% |
| GRILL/CATERING: | | | | | | |
| Personnel | 360,365 | 389,384 | 343,803 | 373,945 | 416,377 | |
| Operating Supplies | 59,583 | 46,283 | 49,755 | 82,400 | 82,400 | |
| Snack Bar Subtotal | 419,948 | 435,667 | 393,558 | 456,345 | 498,777 | 9.30% |
| COST OF SALES: | | | | | | |
| Cost of Goods Sold | 174,648 | 197,028 | 189,012 | 180,000 | 180,000 | |
| Grill/Snack Bar | 183,358 | 186,324 | 171,975 | 230,000 | 230,000 | |
| Depreciation | 108,786 | 155,107 | 225,087 | 195,857 | 288,566 | |
| Cost of Sales Subtotal | 466,793 | 538,459 | 586,074 | 605,857 | 698,566 | 15.30% |
| Total Oper Expenses | 2,547,183 | 2,757,015 | 2,823,074 | 3,050,555 | 3,228,127 | 5.82% |
| NON-OPERATING EXPENSES: | | | | | | |
| Sales Tax Rev Bonds S 2016 | 0 | 0 | 0 | 0 | 0 | |
| Transfer In | (309,761) | (573,169) | (383,126) | 0 | (46,161) | 0.0% |
| Transfer Out | 0 | 0 | 0 | 0 | 0 | |
| Total Non-Operating Expenses | (309,761) | (573,169) | (383,126) | 0 | (46,161) | 0.0% |
| Total Expenses | 2,237,422 | 2,183,846 | 2,439,948 | 3,050,555 | 3,181,966 | 4.31% |

**GRANTS - FUND 60
REVENUE STATEMENT**

| | Actual 2022-2023 | Actual 2023-2024 | Actual 2024-2025 | Adopted 2025-2026 | Interim 2026-2027 | Percent Change |
|-----------------------------|-----------------------------|-----------------------------|-----------------------------|------------------------------|------------------------------|---------------------------|
| CDBG Projects | 1,542,103 | 2,283,817 | 1,544,105 | 1,066,000 | 1,073,357 | |
| HOME & Federal Grants | 786,151 | 657,690 | 687,830 | 0 | 0 | |
| State Grants | 485,872 | 187,016 | 155,377 | 0 | 0 | |
| Other Governmental Agencies | 12,572 | 136,695 | 680,638 | 0 | 0 | |
| Subtotal | 2,826,698 | 3,265,218 | 3,067,950 | 1,066,000 | 1,073,357 | 0.69% |

**GRANTS - FUND 60
EXPENDITURE STATEMENT**

| | Actual 2022-2023 | Actual 2023-2024 | Actual 2024-2025 | Adopted 2025-2026 | Interim 2026-2027 | Percent Change |
|-----------------------------|-----------------------------|-----------------------------|-----------------------------|------------------------------|------------------------------|---------------------------|
| Personnel | 158,117 | 119,923 | 159,812 | 169,425 | 188,960 | |
| General Operations | 92,194 | 48,453 | 82,479 | 0 | 0 | |
| CDBG Projects | 1,291,792 | 2,115,441 | 1,304,329 | 896,575 | 884,397 | |
| HOME & Federal Grants | 798,868 | 660,577 | 1,185,866 | 0 | 0 | |
| State Grants | 477,163 | 320,822 | 242,979 | 0 | 0 | |
| Other Governmental Agencies | 0 | 0 | 95,000 | 0 | 0 | |
| Subtotal | 2,818,134 | 3,265,216 | 3,070,465 | 1,066,000 | 1,073,357 | 0.69% |

AMBULANCE FUND - FUND 66

REVENUE STATEMENT

| | Actual 2022-2023 | Actual 2023-2024 | Actual 2024-2025 | Adopted 2025-2026 | Interim 2026-2027 | Percent Change |
|---------------------------------|-----------------------------|-----------------------------|-----------------------------|------------------------------|------------------------------|---------------------------|
| OPERATING REVENUE: | | | | | | |
| Ambulance Fees | 3,558,937 | 3,485,315 | 3,840,364 | 3,589,588 | 4,657,882 | |
| Collections Proceeds | 79,547 | 68,135 | 85,826 | 90,000 | 90,000 | |
| Gain on Sale of Assets | 7,790 | 0 | 0 | 0 | 0 | |
| Misc. | 0 | 18,620 | 0 | 0 | 0 | |
| Appropriation from Fund Balance | 0 | 0 | 0 | 0 | 0 | |
| Total Operating Revenue | 3,646,274 | 3,572,070 | 3,926,190 | 3,679,588 | 4,747,882 | 29.03% |

AMBULANCE FUND - FUND 66

EXPENSE STATEMENT

| | Actual 2022-2023 | Actual 2023-2024 | Actual 2024-2025 | Adopted 2025-2026 | Interim 2026-2027 | Percent Change |
|-------------------------------------|-----------------------------|-----------------------------|-----------------------------|------------------------------|------------------------------|---------------------------|
| OPERATING EXPENSES | | | | | | |
| OPERATIONS | | | | | | |
| Permanent Employees | 1,048,814 | 1,133,636 | 1,175,023 | 1,287,657 | 1,437,525 | |
| Overtime | 87,660 | 112,333 | 89,000 | 46,970 | 60,000 | |
| Additional Pay | 2,550 | 1,021 | 729 | 0 | 0 | |
| Employee Benefits | 476,252 | 480,867 | 481,729 | 511,215 | 631,827 | |
| Benefit Expense | (284,740) | (321,370) | (73,511) | 0 | 0 | |
| Uniform Allowance | 13,400 | 14,100 | 13,600 | 14,400 | 15,600 | |
| Travel/Training | 9,126 | 8,088 | 1,964 | 5,825 | 7,000 | |
| Office Supplies | 0 | 0 | 155 | 2,390 | 2,500 | |
| Equipment Maint. | 2,710 | 0 | 0 | 2,987 | 3,000 | |
| Gas/Diesel | 48,655 | 38,508 | 36,397 | 30,588 | 32,000 | |
| Auto Maintenance | 64,920 | 58,705 | 45,105 | 52,974 | 55,000 | |
| Auto Parts | 60,837 | 56,100 | 36,409 | 43,000 | 45,000 | |
| Prof/Tech WVC | 400,000 | 400,000 | 612,483 | 722,018 | 0 | |
| Billing Services | 182,990 | 426,335 | 269,665 | 165,000 | 260,000 | |
| Ambulance Service Provider Assess. | 152,359 | 174,154 | 160,757 | 115,000 | 255,000 | |
| Public Safety Supplies | 87,931 | 233,533 | 86,819 | 93,450 | 115,000 | |
| Insurance | 26,150 | 538 | 5,337 | 7,650 | 7,650 | |
| Capital Equipment | 0 | 2,000 | 0 | 0 | 0 | |
| Depreciation | 430,717 | 380,692 | 393,142 | 322,981 | 343,280 | |
| Total Operating Expenses | 2,810,329 | 3,199,240 | 3,334,803 | 3,424,105 | 3,270,382 | -4.49% |
| NON-OPERATING EXPENSES: | | | | | | |
| Lease Agreement | 27,043 | 372,213 | 371,708 | 43,000 | 43,000 | |
| Transfer Out | 211,483 | 0 | 0 | 212,483 | 1,434,500 | |
| Transfer In | (230,442) | (12,000) | (29,763) | 0 | 0 | |
| Total Non-Operating Expenses | 8,085 | 360,213 | 341,945 | 255,483 | 1,477,500 | 478.32% |
| Total Expenses | 2,818,414 | 3,559,453 | 3,676,748 | 3,679,588 | 4,747,882 | 29.03% |



PROPERTY TAX IMPACT STATEMENT

The approximate dollar amount of additional ad valorem revenue that would be generated by the proposed increase is **\$1,907,662**.

The approximate percentage increase in tax revenue based on the proposed tax increase is **5%**.

The approximate percentage increase to the amount of property taxes paid on an average residence per year as a result of the increase is **5%** or **\$32.71** per year.

The approximate percentage increase to the amount of property taxes paid on an average commercial property per year as a result of the increase is **5%** or **\$59.46** per year.

| Department | Property Tax Increase Impact | Proposed Budget | Budget without Tax Change | Budget Change |
|----------------------------------|---|-----------------|---------------------------|--------------------|
| Fire | Nine New Firefighter Positions and Increase for Non-Sworn Personnel | \$23,600,226 | \$22,515,016 | \$1,085,210 |
| Police | Increase in Employee Compensation | \$44,829,074 | \$44,006,622 | \$822,452 |
| Total General Fund Change | | | | \$1,907,662 |

Fire

Nine new firefighter positions will improve emergency response for West Valley City. Increasing non-sworn employee salaries is essential for retaining and attracting staff for essential operations.

Police

Wage increases to stay competitive and retain quality employees.

WEST VALLEY CITY GENERAL FUND - FUND 10
REVENUE STATEMENT

| | Actual 2022-2023 | Actual 2023-2024 | Actual 2024-2025 | Adopted 2025-2026 | Interim 2026-2027 | Percent Change |
|-------------------------------------|-----------------------------|-----------------------------|-----------------------------|------------------------------|------------------------------|---------------------------|
| PROPERTY TAX: | | | | | | |
| Current Year | 34,675,837 | 34,816,485 | 35,398,536 | 38,205,057 | 38,701,723 | 1.30% |
| Property Tax Reserve | 0 | 0 | 0 | 0 | 1,907,662 | |
| Prior Year | 667,307 | 416,883 | 656,942 | 450,000 | 450,000 | 0.00% |
| Total Property Tax | 35,343,144 | 35,233,368 | 36,055,478 | 38,655,057 | 41,059,385 | 6.22% |
| SALES TAX: | | | | | | |
| General Sales Tax | 39,744,699 | 39,913,281 | 41,453,442 | 42,126,364 | 45,254,790 | 7.43% |
| Transportation Sales Tax | 3,615,392 | 3,610,259 | 3,744,801 | 5,480,000 | 5,500,000 | 0.36% |
| Total Sales Tax | 43,360,091 | 43,523,540 | 45,198,243 | 47,606,364 | 50,754,790 | 6.61% |
| UTILITY TAX: | | | | | | |
| Cable TV/Bch Adv | 658,624 | 572,895 | 482,007 | 466,353 | 392,559 | -15.82% |
| Telecommunications | 611,918 | 632,541 | 674,741 | 627,849 | 592,325 | -5.66% |
| Electricity | 6,001,180 | 6,342,648 | 7,234,482 | 7,568,912 | 8,369,685 | 10.58% |
| Gas | 4,655,889 | 4,043,847 | 2,689,691 | 3,410,740 | 2,808,339 | -17.66% |
| Total Utility Tax | 11,927,611 | 11,591,931 | 11,080,921 | 12,073,854 | 12,162,908 | 0.74% |
| LICENSES AND PERMITS: | | | | | | |
| Business & Econ. Services | 1,231,136 | 1,214,336 | 1,247,989 | 1,200,000 | 1,200,000 | 0.00% |
| Animal Licenses | 65,266 | 54,189 | 49,829 | 60,000 | 60,000 | 0.00% |
| Building Permits | 3,531,645 | 2,411,656 | 2,044,267 | 1,500,000 | 2,500,000 | 66.67% |
| Subdivision Fees | 212,183 | 198,101 | 284,456 | 180,000 | 196,000 | 8.89% |
| Disproportionate Service | 603,823 | 604,617 | 625,478 | 600,000 | 600,000 | 0.00% |
| Total Licenses & Permits | 5,644,053 | 4,482,899 | 4,252,019 | 3,540,000 | 4,556,000 | 28.70% |
| MISCELLANEOUS: | | | | | | |
| Taylorsville DS Reimb. | 137,000 | 137,000 | 0 | 0 | 0 | 0.00% |
| Taylorsville Contract Services | 330,851 | 305,911 | 307,388 | 320,000 | 450,000 | 40.63% |
| Animal Shelter Vaccinations | 4,801 | 4,192 | 3,958 | 10,000 | 10,000 | 0.00% |
| Animal Shelter Misc. Fees | 41,389 | 34,856 | 46,564 | 50,000 | 60,000 | 20.00% |
| Animal Shelter Donations | 16,198 | 14,725 | 15,450 | 20,000 | 20,000 | 0.00% |
| Animal Sterilization | 33,415 | 32,914 | 31,787 | 30,000 | 30,000 | 0.00% |
| Amphitheater | 445,630 | 373,691 | 590,253 | 500,000 | 600,000 | 20.00% |
| District Court Fines | 37,614 | 37,916 | 29,447 | 37,000 | 35,000 | -5.41% |
| Engineer Consultant Fees CED | 14,382 | 15,372 | 5,125 | 60,000 | 60,000 | 0.00% |
| Excavation Perm-Prop Bond | 475,316 | 364,153 | 425,159 | 300,000 | 300,000 | 0.00% |
| Fire Prevention/Haz Mat | 203,985 | 386,352 | 169,285 | 381,353 | 295,363 | -22.55% |
| Harman Home Donations | 60,000 | 60,000 | 63,953 | 60,000 | 60,000 | 0.00% |
| Harman Home Programs | 0 | 0 | 18,351 | 20,000 | 20,000 | 0.00% |
| Harman Home SL CO. | 14,090 | 18,786 | 23,483 | 18,786 | 18,786 | 0.00% |
| Indigent Defense | 22,304 | 9,599 | 5,031 | 10,000 | 10,000 | 0.00% |
| Miscellaneous | 310,992 | 576,132 | 592,673 | 375,000 | 550,000 | 46.67% |
| Operation My Hometown | 24,612 | 11,120 | 69,051 | 0 | 0 | 0.00% |
| Park Reservations/Activities | 13,051 | 12,425 | 13,640 | 8,000 | 8,000 | 0.00% |
| Parking Ticket Fines | 333,293 | 209,918 | 261,712 | 250,000 | 215,000 | -14.00% |
| Police Reimbursement | 478,347 | 404,179 | 336,538 | 175,000 | 300,000 | 71.43% |
| Police Reports | 136,306 | 129,257 | 120,802 | 100,000 | 100,000 | 0.00% |
| Professional Shop Services | 379,735 | 472,454 | 327,224 | 0 | 0 | 0.00% |
| Rent-Housing Authority | 42,000 | 42,000 | 52,000 | 0 | 0 | 0.00% |
| Rent-Redevelop Agency | 25,000 | 25,000 | 50,000 | 50,000 | 50,000 | 0.00% |
| Roads Funds HB244 2021 | 1,136,000 | 1,100,000 | 1,100,000 | 1,100,000 | 1,100,000 | 0.00% |
| Tower Lease | 147,651 | 49,830 | 71,196 | 93,000 | 72,000 | -22.58% |
| UIA | 1,142,020 | 1,228,243 | 0 | 1,277,864 | 1,303,422 | 2.00% |
| Vehicle Fees | 1,791,100 | 1,717,869 | 1,702,344 | 1,755,000 | 1,755,000 | 0.00% |
| WestFest | 0 | 0 | 0 | 140,000 | 140,000 | 0.00% |
| Total Miscellaneous | 7,797,083 | 7,773,894 | 6,432,414 | 7,141,003 | 7,562,571 | 5.90% |

WEST VALLEY CITY GENERAL FUND - FUND 10

REVENUE STATEMENT

| | Actual 2022-2023 | Actual 2023-2024 | Actual 2024-2025 | Adopted 2025-2026 | Interim 2026-2027 | Percent Change |
|-----------------------------------|---------------------|---------------------|---------------------|----------------------|----------------------|-------------------|
| JUSTICE COURT: | | | | | | |
| Small Claims Fees | 157,865 | 139,371 | 183,119 | 145,000 | 162,000 | 11.72% |
| Traffic Fines | 2,866,625 | 2,614,237 | 2,732,878 | 3,000,000 | 2,900,000 | -3.33% |
| Total Justice Court | 3,024,490 | 2,753,608 | 2,915,997 | 3,145,000 | 3,062,000 | -2.64% |
| ADMINISTRATIVE COURT: | | | | | | |
| ACE Program | 176,700 | 45,146 | 49,364 | 55,000 | 55,000 | 0.00% |
| Civil Penalties | 68,452 | 66,767 | 66,078 | 150,000 | 150,000 | 0.00% |
| Total Administrative Court | 245,152 | 111,913 | 115,442 | 205,000 | 205,000 | 0.00% |
| INTEREST: | | | | | | |
| Investment Interest | 2,571,997 | 3,977,606 | 2,884,187 | 3,400,000 | 2,692,015 | -20.82% |
| RDA Interest | 0 | 0 | 0 | 9,800 | 0 | -100.00% |
| Total Interest | 2,571,997 | 3,977,606 | 2,884,187 | 3,409,800 | 2,692,015 | -21.05% |
| OTHER: | | | | | | |
| Appro from Fund Bal - Fleet | 0 | 0 | 0 | 1,500,000 | 1,000,000 | -33.33% |
| Appropriation from Fund Balance | 0 | 0 | 0 | 1,558,964 | 817,434 | -47.57% |
| Reserved Funds | 0 | 0 | 0 | 300,000 | 300,000 | 0.00% |
| Reserved Debt Service Funds | 0 | 0 | 0 | 1,225,000 | 0 | -100.00% |
| Sale of Land/Assets | 39,042 | 80,461 | 58,502 | 0 | 0 | 0.00% |
| Total Other | 39,042 | 80,461 | 58,502 | 4,583,964 | 2,117,434 | -53.81% |
| Subtotal | 109,952,663 | 109,529,220 | 108,993,203 | 120,360,042 | 124,172,103 | 3.17% |
| RESTRICTED FUNDS: | | | | | | |
| Forfeited Assets | 14,074 | 0 | 140,044 | 0 | 0 | 0.0% |
| Bond Proceeds | 0 | 0 | 0 | 0 | 0 | 0.0% |
| Bond Interest | 85,267 | 0 | 104,211 | 0 | 0 | 0.0% |
| Total Restricted Funds | 99,341 | 0 | 244,255 | 0 | 0 | 0.0% |
| Grand Total | 110,052,004 | 109,529,220 | 109,237,458 | 120,360,042 | 124,172,103 | 3.17% |

**WEST VALLEY CITY GENERAL FUND - FUND 10
EXPENDITURE STATEMENT**

| | Actual 2022-2023 | Actual 2023-2024 | Actual 2024-2025 | Adopted 2025-2026 | Interim 2026-2027 | Percent Change |
|------------------------------------|-----------------------------|-----------------------------|-----------------------------|------------------------------|------------------------------|---------------------------|
| LEGISLATIVE: | | | | | | |
| City Council | 771,325 | 854,440 | 1,010,537 | 914,518 | 960,620 | 5.04% |
| Elections | 131,129 | 282,108 | 2,235 | 231,800 | 231,800 | 0.00% |
| Total Legislative | 902,454 | 1,136,548 | 1,012,772 | 1,146,318 | 1,192,420 | 4.02% |
| ADMINISTRATIVE: | | | | | | |
| City Manager | 1,294,708 | 1,004,525 | 1,225,303 | 1,533,322 | 1,566,412 | 2.16% |
| Justice Court | 2,171,492 | 2,223,373 | 2,421,092 | 2,539,318 | 2,634,835 | 3.76% |
| Information Technology | 2,816,708 | 2,932,805 | 3,488,141 | 3,397,290 | 3,651,736 | 7.49% |
| Central Services | 2,949,091 | 3,243,520 | 1,058,383 | 0 | 0 | 0.00% |
| Communications | 137,829 | 146,764 | 5,750 | 0 | 0 | 0.00% |
| Human Resources | 1,266,609 | 1,336,484 | 1,492,084 | 1,784,054 | 1,903,824 | 6.71% |
| Community & Media Relations | 735,801 | 982,645 | 886,814 | 989,714 | 1,053,972 | 6.49% |
| Recorder | 568,399 | 793,944 | 876,315 | 820,720 | 820,720 | 0.00% |
| Neighborhood Services | 0 | 0 | 532,619 | 912,604 | 1,318,899 | 44.52% |
| Animal Control | 1,389,313 | 1,586,402 | 1,827,065 | 1,865,637 | 2,123,747 | 13.83% |
| Ordinance Enforcement | 782,511 | 809,179 | 987,577 | 1,035,745 | 1,307,987 | 26.28% |
| Public Facilities | 1,891,051 | 1,960,369 | 2,116,624 | 2,176,037 | 2,389,865 | 9.83% |
| Total Administrative | 16,003,512 | 17,020,010 | 16,917,767 | 17,054,441 | 18,771,997 | 10.07% |
| NON-DEPARTMENTAL | | | | | | |
| UTOPIA | 4,387,257 | 4,475,002 | 4,564,503 | 4,696,666 | 4,789,627 | 1.98% |
| Benefits Accrual | 1,069,694 | 1,051,973 | 933,699 | 1,050,000 | 2,026,688 | 93.02% |
| Council Contingency Misc. | (249,760) | (250,000) | (250,000) | 0 | 0 | 0.00% |
| Professional/Technical | 0 | 0 | 12,540 | 175,000 | 175,000 | 0.00% |
| Special Projects | 1,581,264 | 0 | 0 | 0 | 0 | 0.00% |
| Utilities | 995,184 | 975,861 | 930,456 | 860,453 | 979,316 | 13.81% |
| Wage Under Runs | 0 | 0 | 0 | (2,000,000) | (2,000,000) | 0.00% |
| Storm Water (Prof.Service) | (495,308) | (485,744) | (495,944) | (558,744) | (558,744) | 0.00% |
| Sanitation (Prof.Service) | (532,531) | (532,531) | (532,531) | (612,531) | (612,531) | 0.00% |
| Ambulance (Prof.Service) | (400,000) | (400,000) | (400,000) | (722,018) | 0 | -100.00% |
| RDA (Prof.Service) | 0 | 0 | (297,028) | 0 | 0 | 0.00% |
| Transfers In | (197,269) | (635,782) | (2,325,229) | (835,000) | (4,882,018) | 484.67% |
| Fitness Center | 1,486,086 | 1,461,086 | 1,758,950 | 1,630,271 | 1,796,602 | 10.20% |
| Theater | 50,000 | 50,000 | 50,000 | 0 | 0 | 0.00% |
| Arena | 1,126,171 | 1,131,520 | 600,000 | 0 | 0 | 0.00% |
| Cultural Center | 1,312,587 | 1,709,226 | 1,443,086 | 1,560,244 | 1,539,614 | -1.32% |
| WV Arts Foundation | 205,960 | 437,313 | 2,775,795 | 0 | 0 | 0.00% |
| Capital Projects/Fleet Xfer to CIP | 2,878,066 | 5,804,904 | 1,342,084 | 1,900,000 | 1,812,000 | -4.63% |
| Transportation Sales Tax to CIP | 2,500,000 | 4,392,217 | 3,300,000 | 5,480,000 | 5,500,000 | 0.36% |
| The Ridge | 360,036 | 0 | 103,044 | 0 | 35,399 | 0.00% |
| Stonebridge Golf Course | 309,761 | 0 | 35,577 | 0 | 46,161 | 0.00% |
| Transfer Out | 421,260 | 0 | 0 | 0 | 0 | 0.00% |
| Total Non-Departmental | 16,808,457 | 19,185,045 | 13,549,002 | 12,624,341 | 10,647,114 | -15.66% |

**WEST VALLEY CITY GENERAL FUND - FUND 10
EXPENDITURE STATEMENT**

| | Actual 2022-2023 | Actual 2023-2024 | Actual 2024-2025 | Adopted 2025-2026 | Interim 2026-2027 | Percent Change |
|----------------------------------|-----------------------------|-----------------------------|-----------------------------|------------------------------|------------------------------|---------------------------|
| DEBT SERVICE: | | | | | | |
| Animal Shelter/CPD Facility | 742,550 | 740,950 | 0 | 0 | 0 | 0.00% |
| UCCC & Arena Equipment | 0 | 1,210,506 | 1,563,827 | 1,596,066 | 4,998,567 | 213.18% |
| Road Revenue Bonds | 1,099,371 | 1,097,380 | 1,094,608 | 1,099,352 | 1,099,552 | 0.02% |
| Bond Fees | 11,567 | 9,250 | 16,750 | 25,000 | 25,000 | 0.00% |
| USB #4 - Police Radios | 37,020 | 0 | 0 | 0 | 0 | 0.00% |
| USB #7 - Public Safety Radios | 39,949 | 9,987 | 0 | 0 | 0 | 0.00% |
| USB #9 - Public Safety Radios | 68,737 | 52,044 | 0 | 0 | 0 | 0.00% |
| USB #10 - Public Safety Radios | 88,747 | 88,747 | 0 | 0 | 0 | 0.00% |
| USB #13 - Data Backup System | 24,478 | 0 | 0 | 0 | 0 | 0.00% |
| USB #16 - Police Computers | 19,462 | 0 | 0 | 0 | 0 | 0.00% |
| USB #18 - Police Computers | 39,366 | 9,842 | 0 | 0 | 0 | 0.00% |
| USB #21 - I.T. Equipment | 50,304 | 0 | 0 | 0 | 0 | 0.00% |
| USB #22 - Police Computers | 29,710 | 29,711 | 14,855 | 0 | 0 | 0.00% |
| CRC Leases | 0 | 0 | 0 | 0 | 72,000 | 100.00% |
| Transfer Out | 0 | 0 | 0 | 0 | 0 | 0.00% |
| Fire Truck & Trailer to CIP | 70,342 | 70,342 | 70,341 | 35,171 | 0 | -100.00% |
| Energy Savings Projects to CIP | 275,221 | 283,630 | 293,702 | 303,423 | 312,781 | 3.08% |
| Fire Sta 71, 72 & 76 to BA | 517,600 | 524,500 | 520,500 | 523,900 | 523,650 | -0.05% |
| MBA S 2017-PD & Courts to BA | 2,235,650 | 2,238,650 | 2,235,250 | 2,234,500 | 2,236,500 | 0.09% |
| MBA S 2017-Parking to BA | 1,087,600 | 1,086,800 | 1,085,400 | 1,086,650 | 1,081,900 | -0.44% |
| MBA S 2019-Parks Bldg to BA | 211,454 | 220,791 | 220,791 | 220,573 | 221,587 | 0.46% |
| MBA S 2022-Courts Reno to BA | 0 | 382,500 | 385,750 | 383,500 | 386,000 | 0.65% |
| Subtotal | 6,649,129 | 8,055,630 | 7,501,775 | 7,508,135 | 10,957,537 | 45.94% |
| DEBT SERVICE (CONTINUED): | | | | | | |
| Transfers In: | | | | | | |
| Fire Impact Fees | (300,000) | (150,000) | (150,000) | (150,000) | (68,000) | -54.67% |
| Police Impact Fees | (450,000) | (250,000) | (250,000) | (250,000) | (200,000) | -20.00% |
| Debt Service Reserve (CIP) | (1,480,981) | (1,310,405) | (418,907) | (338,594) | (312,781) | -7.62% |
| RDA | 0 | (1,210,506) | (1,558,591) | (1,596,066) | (6,098,567) | 282.10% |
| Fitness Center | (71,658) | (73,848) | (76,470) | (79,001) | (81,438) | 3.08% |
| UCCC | (19,109) | (19,683) | (20,392) | (21,067) | (21,717) | 3.09% |
| Street Lights | (151,013) | (155,627) | (161,154) | (166,488) | (171,623) | 3.08% |
| Subtotal | (2,472,761) | (3,170,069) | (2,635,514) | (2,601,216) | (6,954,126) | 167.34% |
| Total Debt Service | 4,176,368 | 4,885,561 | 4,866,261 | 4,906,919 | 4,003,411 | -18.41% |

**WEST VALLEY CITY GENERAL FUND - FUND 10
EXPENDITURE STATEMENT**

| | Actual 2022-2023 | Actual 2023-2024 | Actual 2024-2025 | Adopted 2025-2026 | Interim 2026-2027 | Percent Change |
|-------------------------------------|-----------------------------|-----------------------------|-----------------------------|------------------------------|------------------------------|---------------------------|
| COMMUNITY DEVELOPMENT: | | | | | | |
| Administration | 512,091 | 1,088,737 | 640,025 | 431,571 | 430,169 | -0.32% |
| Planning Commission | 9,397 | 9,828 | 9,309 | 15,799 | 15,801 | 0.01% |
| Board of Adjustment | 1,796 | 1,613 | 129 | 4,126 | 4,126 | 0.00% |
| Building Inspection | 1,102,518 | 1,155,002 | 1,174,984 | 1,231,927 | 1,336,811 | 8.51% |
| Neighborhood Services | 123,789 | 290,864 | 13,444 | 0 | 0 | 0.00% |
| Planning & Zoning | 692,710 | 732,022 | 786,569 | 886,152 | 1,061,127 | 19.75% |
| Total Comm. & Econ. Dev. | 2,442,301 | 3,278,066 | 2,624,460 | 2,569,575 | 2,848,034 | 10.84% |
| FINANCE: | | | | | | |
| Administration | 501,297 | 594,127 | 518,804 | 642,012 | 647,752 | 0.89% |
| Purchasing | 139,377 | 150,023 | 154,441 | 156,927 | 165,130 | 5.23% |
| Business Licenses | 280,706 | 297,673 | 314,835 | 312,789 | 328,421 | 5.00% |
| Treasury | 310,500 | 334,816 | 342,966 | 357,796 | 375,130 | 4.84% |
| Accounting | 468,640 | 636,050 | 695,961 | 569,181 | 614,688 | 8.00% |
| Budget & Disbursements | 374,681 | 401,349 | 415,726 | 424,100 | 456,965 | 7.75% |
| Total Finance | 2,075,200 | 2,414,038 | 2,442,733 | 2,462,805 | 2,588,086 | 5.09% |
| FIRE: | | | | | | |
| Administration | 14,063,162 | 15,039,568 | 16,645,459 | 17,137,938 | 18,384,740 | 7.28% |
| Emergency Operations | 161,527 | 125,830 | 147,687 | 156,395 | 156,395 | 0.00% |
| Fire Prevention | 15,274 | 21,171 | 20,687 | 25,383 | 25,383 | 0.00% |
| Logistics | 540,075 | 550,682 | 768,689 | 718,895 | 593,895 | -17.39% |
| Special Operations | 474 | (2,603) | (2,166) | 21,335 | 21,335 | 0.00% |
| Development Services | 21,052 | 28,902 | 21,149 | 31,823 | 31,823 | 0.00% |
| Medical Services | 154,137 | 153,537 | 166,715 | 147,271 | 147,271 | 0.00% |
| Emergency Management | 0 | 36,518 | 2,502,837 | 4,040,319 | 4,239,384 | 4.93% |
| Total Fire | 14,955,702 | 15,953,605 | 20,271,057 | 22,279,359 | 23,600,226 | 5.93% |
| LEGAL: | | | | | | |
| Civil/Prosecutor/Risk | 2,511,857 | 2,571,031 | 2,669,951 | 3,060,614 | 3,271,452 | 6.89% |
| Risk Financing | 1,509,455 | 1,216,059 | 1,429,386 | 1,500,000 | 1,700,000 | 13.33% |
| Victim Assistance | 243,668 | 270,773 | 283,721 | 482,205 | 521,282 | 8.10% |
| Total Law | 4,264,980 | 4,057,863 | 4,383,058 | 5,042,819 | 5,492,734 | 8.92% |
| PARKS & RECREATION: | | | | | | |
| Parks & Rec. Administration | 576,074 | 929,907 | 717,753 | 915,759 | 984,996 | 7.56% |
| Park Maintenance | 2,188,085 | 2,336,521 | 3,022,261 | 3,160,383 | 3,295,056 | 4.26% |
| Recreation | 269,138 | 176,529 | (62,892) | 37,607 | 37,630 | 0.06% |
| Harman Home Operations | 265,673 | 335,593 | 440,709 | 378,159 | 393,130 | 3.96% |
| Total Parks & Recreation | 3,298,970 | 3,778,550 | 4,117,831 | 4,491,908 | 4,710,812 | 4.87% |

**WEST VALLEY CITY GENERAL FUND - FUND 10
EXPENDITURE STATEMENT**

| | Actual 2022-2023 | Actual 2023-2024 | Actual 2024-2025 | Adopted 2025-2026 | Interim 2026-2027 | Percent Change |
|-------------------------------------|-----------------------------|-----------------------------|-----------------------------|------------------------------|------------------------------|---------------------------|
| POLICE: | | | | | | |
| Administration | 34,901,996 | 37,540,313 | 39,955,545 | 40,541,515 | 43,106,771 | 6.33% |
| Records | 35,604 | 40,487 | 47,536 | 45,200 | 45,200 | 0.00% |
| Training | 170,300 | 173,835 | 130,958 | 203,611 | 203,611 | 0.00% |
| Crossing Guards | 681,681 | 693,640 | 852,022 | 845,368 | 846,507 | 0.13% |
| Evidence | 21,366 | 24,592 | 22,352 | 29,350 | 29,350 | 0.00% |
| Forensics | 36,517 | 48,264 | 46,194 | 47,600 | 47,600 | 0.00% |
| Community Policing | 24,497 | 25,538 | 28,349 | 22,710 | 22,710 | 0.00% |
| Investigation | 169,334 | 183,408 | 101,331 | 106,255 | 106,255 | 0.00% |
| Uniform Patrol | 83,162 | 79,952 | 80,648 | 91,510 | 91,510 | 0.00% |
| K-9 | 5,796 | 6,415 | 46,074 | 19,200 | 19,200 | 0.00% |
| S.W.A.T. Unit | 80,842 | 80,468 | 88,770 | 92,560 | 92,560 | 0.00% |
| Traffic Enforcement | 24,191 | 15,883 | 13,603 | 27,000 | 27,000 | 0.00% |
| Special Operations | 63,625 | 61,199 | 75,678 | 102,300 | 102,300 | 0.00% |
| Intelligence/Internal Affairs | 48,066 | 46,399 | 135,130 | 51,000 | 81,000 | 58.82% |
| Bomb Squad Unit | 2,296 | 1,881 | 5,458 | 7,500 | 7,500 | 0.00% |
| Drone Operations | 268 | 1,299 | 0 | 0 | 0 | 0.00% |
| Police Grants | (292,795) | (104,222) | (58,765) | 0 | 0 | 0.00% |
| Total Police | 36,056,746 | 38,919,351 | 41,570,883 | 42,232,679 | 44,829,074 | 6.15% |
| PUBLIC WORKS: | | | | | | |
| Administration | 539,541 | 671,072 | 695,278 | 605,977 | 720,496 | 18.90% |
| Highways | 1,295,917 | 1,381,036 | 1,474,885 | 1,057,479 | 1,214,350 | 14.83% |
| Transportation | 356,883 | 383,318 | 332,744 | 981,050 | 984,143 | 0.32% |
| Engineering | 788,580 | 1,137,479 | 1,153,281 | 1,257,334 | 1,175,918 | -6.48% |
| Fleet Maintenance | 1,245,603 | 1,413,271 | 1,461,260 | 1,510,597 | 1,393,288 | -7.77% |
| Total Public Works | 4,226,525 | 4,986,176 | 5,117,448 | 5,412,437 | 5,488,195 | 1.40% |
| COMMUNITY PRESERVATION | | | | | | |
| Administration | 320,596 | 384,989 | 94,237 | 136,441 | 0 | -100.00% |
| Total Community Preservation | 320,596 | 384,989 | 94,237 | 136,441 | 0 | -100.00% |
| Total Operating Expenses | 105,531,811 | 115,999,802 | 116,967,509 | 120,360,042 | 124,172,103 | 3.17% |
| RESTRICTED FUNDS: | | | | | | |
| Forfeited Assets | 0 | 0 | 0 | 0 | 0 | 0.00% |
| Total Restricted Funds | 0 | 0 | 0 | 0 | 0 | 0.00% |
| Grand Total | 105,531,811 | 115,999,802 | 116,967,509 | 120,360,042 | 124,172,103 | 3.17% |

WEST VALLEY CITY "C" ROADS - FUND 11

REVENUE STATEMENT

| | Actual 2022-2023 | Actual 2023-2024 | Actual 2024-2025 | Adopted 2025-2026 | Interim 2026-2027 | Percent Change |
|------------------------|---------------------|---------------------|---------------------|----------------------|----------------------|-------------------|
| "C" Roads | | | | | | |
| "C" Road Fund | 5,697,026 | 5,673,084 | 6,377,757 | 5,600,000 | 6,500,000 | |
| Misc. Revenue | 1,379,634 | 80,681 | 36,936 | 0 | 0 | |
| Interest Revenue | 80,616 | 251,636 | 270,501 | 0 | 0 | |
| Gain on Sale of Assets | 0 | 25,175 | 110,245 | 0 | 0 | |
| Subtotal | 7,157,276 | 6,030,576 | 6,795,439 | 5,600,000 | 6,500,000 | 16.07% |

WEST VALLEY CITY "C" ROADS - FUND 11

EXPENDITURE STATEMENT

| | Actual 2021-2022 | Actual 2023-2024 | Actual 2024-2025 | Adopted 2025-2026 | Interim 2026-2027 | Percent Change |
|--------------------------------|---------------------|---------------------|---------------------|----------------------|----------------------|-------------------|
| OPERATIONS: | | | | | | |
| Equipment | 55,099 | 39,913 | 230,535 | 35,000 | 35,000 | |
| Utilities | 1,527 | 0 | 0 | 0 | 0 | |
| Gasoline & Diesel | 71 | 1,281 | 1,595 | 2,000 | 2,000 | |
| Professional Svcs. (Intern) | 845,000 | 845,000 | 845,000 | 845,000 | 845,000 | |
| Professional Svcs. (Ext.) | 115,271 | 94,388 | 44,837 | 84,360 | 174,500 | |
| Special Supplies | 175,090 | 149,216 | 47,829 | 55,000 | 55,000 | |
| Signs | 0 | 586 | 0 | 0 | 0 | |
| Crack Seal | 569,797 | 654,907 | 703,445 | 740,000 | 740,000 | |
| Concrete & Salt | 214,393 | 235,902 | 211,420 | 280,000 | 340,000 | |
| Traffic Controls | 113 | 0 | 0 | 0 | 0 | |
| Capital Equipment | 506,123 | 579,630 | 824,610 | 354,000 | 48,000 | |
| Special Projects | 63,151 | 519,799 | 0 | 1,080,000 | 2,845,656 | |
| Transfer Out | 7,680 | 371,680 | 7,680 | 0 | 0 | |
| Subtotal Streets | 2,553,315 | 3,492,302 | 2,916,951 | 3,475,360 | 5,085,156 | 46.32% |
| ENGINEERING: | | | | | | |
| Software | 7,500 | 7,500 | 14,345 | 7,500 | 9,000 | |
| Professional Svcs. (Intern) | 570,000 | 570,000 | 633,784 | 670,000 | 620,000 | |
| Professional Svcs. (Ext.) | 2,500 | 0 | 0 | 0 | 0 | |
| Special Supplies | 0 | 14,995 | 0 | 0 | 0 | |
| Special Projects | 0 | 340,910 | 10,610 | 685,539 | 0 | |
| Subtotal Engineering | 580,000 | 933,405 | 658,739 | 1,363,039 | 629,000 | -53.85% |
| TRANSPORTATION: | | | | | | |
| Equipment | (3,651) | 0 | 0 | 1,000 | 1,000 | |
| Utilities | 13,087 | 11,316 | 14,246 | 13,000 | 15,000 | |
| Professional Svcs. (Ext.) | 284,649 | 255,426 | 309,775 | 360,000 | 370,000 | |
| Signs | 38,059 | 34,434 | 53,163 | 40,000 | 50,000 | |
| Traffic Controls | 12,309 | 6,914 | 21,578 | 20,000 | 21,000 | |
| Capital Equipment | 10,270 | 0 | 0 | 0 | 0 | |
| Special Projects | 50,175 | 27,865 | 31,700 | 60,000 | 60,000 | |
| Transfer Out | 256,411 | 267,867 | 1,006,999 | 267,601 | 268,844 | |
| Subtotal Transportation | 661,309 | 603,822 | 1,437,461 | 761,601 | 785,844 | 3.18% |
| Total Expenditures | 3,794,624 | 5,029,529 | 5,013,151 | 5,600,000 | 6,500,000 | 16.07% |

WEST VALLEY CITY FITNESS CENTER - FUND 21

REVENUE STATEMENT

| | Actual 2022-2023 | Actual 2023-2024 | Actual 2024-2025 | Adopted 2025-2026 | Interim 2026-2027 | Percent Change |
|-----------------------------|---------------------|---------------------|---------------------|----------------------|----------------------|-------------------|
| FITNESS CENTER: | | | | | | |
| Facility Drop-In Fees | 465,956 | 500,083 | 487,106 | 560,000 | 560,000 | |
| Annual Passes | 914,457 | 949,196 | 987,624 | 1,500,000 | 1,500,000 | |
| Activity Area | 305,888 | 326,887 | 362,608 | 375,000 | 375,000 | |
| Children's Area | 172,076 | 246,823 | 265,998 | 425,000 | 425,000 | |
| Aquatics | 143,566 | 166,684 | 197,683 | 200,000 | 200,000 | |
| Community Rooms | 29,135 | 35,322 | 34,305 | 40,000 | 40,000 | |
| Pro Shop | 16,970 | 17,163 | 13,210 | 30,000 | 30,000 | |
| Snack Bar/Catering | 143,648 | 162,624 | 175,551 | 190,000 | 190,000 | |
| Sports Programs | 159,160 | 172,188 | 197,146 | 205,000 | 205,000 | |
| Miscellaneous Rev. | 55,954 | 70,782 | 70,466 | 65,000 | 65,000 | |
| WestFest | 175,641 | 124,590 | 122,855 | 0 | 0 | |
| Total Fitness Center | 2,582,449 | 2,772,342 | 2,914,552 | 3,590,000 | 3,590,000 | 0.00% |

WEST VALLEY CITY FITNESS CENTER - FUND 21

EXPENDITURE STATEMENT

| | Actual 2022-2023 | Actual 2023-2024 | Actual 2024-2025 | Adopted 2025-2026 | Interim 2026-2027 | Percent Change |
|-------------------------------|---------------------|---------------------|---------------------|----------------------|----------------------|-------------------|
| FITNESS CENTER: | | | | | | |
| Transfers In GF/ | | | | | | |
| Operating Infusion | (1,546,086) | (1,461,086) | (1,943,577) | (1,630,271) | (1,796,602) | |
| Permanent Employees | 1,130,166 | 1,190,546 | 1,233,011 | 1,303,500 | 1,457,363 | |
| O.T. Employees | 37,656 | 49,268 | 51,203 | 17,000 | 17,000 | |
| Temporary Employees | 1,142,010 | 1,216,763 | 1,363,910 | 1,405,834 | 1,405,834 | |
| Additional Pay | 254 | 0 | 0 | 1,000 | 1,000 | |
| Employee Benefits | 613,970 | 655,171 | 669,320 | 746,147 | 756,178 | |
| Uniform Allowance | 238 | 279 | 0 | 0 | 0 | |
| Books & Dues | (1,280) | 1,021 | 2,467 | 1,300 | 1,300 | |
| Advertising | 9,839 | 12,580 | 9,504 | 25,000 | 25,000 | |
| Travel & Training | 19,083 | 25,098 | 27,810 | 23,000 | 23,000 | |
| Office Supplies | 26,482 | 36,053 | 30,310 | 43,000 | 43,000 | |
| Snack Bar | 120,689 | 145,233 | 138,856 | 140,000 | 140,000 | |
| Equipment Maint. | 246,852 | 247,404 | 364,094 | 225,000 | 225,000 | |
| Gasoline & Diesel | 3,925 | 3,277 | 3,572 | 4,000 | 4,000 | |
| Software | 41,790 | 45,560 | 48,923 | 45,390 | 45,390 | |
| Building/Grounds | 54,246 | 66,542 | 50,216 | 51,000 | 51,000 | |
| Utilities | 563,566 | 428,173 | 351,949 | 366,499 | 366,499 | |
| Telephone | 12,849 | 13,132 | 12,522 | 12,000 | 12,000 | |
| Professional Services | 363,254 | 357,743 | 479,887 | 380,000 | 380,000 | |
| General Health | 3,405 | 5,338 | 4,036 | 5,000 | 5,000 | |
| Special Supplies | 32,366 | 47,359 | 17,532 | 37,000 | 37,000 | |
| Healthy Community Grant | 2,336 | 35,687 | 27,789 | 0 | 0 | |
| Children's Programs | 73,309 | 66,561 | 84,752 | 85,000 | 85,000 | |
| Programs | 38,731 | 41,916 | 31,837 | 45,000 | 45,000 | |
| Aquatics | 23,472 | 21,187 | 92,910 | 25,000 | 25,000 | |
| WestFest | 109,815 | 101,517 | 150,306 | 0 | 0 | |
| Insurance | 72,967 | 79,688 | 84,821 | 74,600 | 74,600 | |
| Capital Equipment | 162,359 | 49,170 | 0 | 50,000 | 50,000 | |
| Capital Res.(Transfer to BA) | 30,000 | 30,000 | 30,000 | 30,000 | 30,000 | |
| Debt Service (Transfer to GL) | 71,658 | 73,848 | 76,470 | 79,001 | 81,438 | |
| Appropriation to Fund Balance | 0 | 0 | 0 | 0 | 0 | |
| Total Fitness Center | 3,459,922 | 3,585,028 | 3,494,430 | 3,590,000 | 3,590,000 | 0.00% |

**WEST VALLEY CITY ARENA - FUND 25
REVENUE STATEMENT**

| | Actual 2022-2023 | Actual 2023-2024 | Actual 2024-2025 | Adopted 2025-2026 | Interim 2026-2027 | Percent Change |
|-----------------------|-----------------------------|-----------------------------|-----------------------------|------------------------------|------------------------------|---------------------------|
| ARENA REVENUES | <u>7,780,912</u> | <u>9,906,387</u> | <u>9,958,116</u> | <u>9,697,000</u> | <u>11,901,404</u> | 22.73% |

**WEST VALLEY CITY ARENA - FUND 25
EXPENDITURE STATEMENT**

| | Actual 2022-2023 | Actual 2023-2024 | Actual 2024-2025 | Adopted 2025-2026 | Interim 2026-2027 | Percent Change |
|--------------------|-----------------------------|-----------------------------|-----------------------------|------------------------------|------------------------------|---------------------------|
| ARENA: | | | | | | |
| Operations | 6,596,715 | 7,561,893 | 7,795,379 | 9,597,000 | 8,701,404 | |
| Transfers Out | 2,500,700 | 2,475,000 | 2,476,000 | 2,467,000 | 5,569,750 | |
| Transfers In | (3,863,043) | (3,179,368) | (2,976,000) | (2,367,000) | (2,369,750) | |
| Total Arena | <u>5,234,372</u> | <u>6,857,525</u> | <u>7,295,379</u> | <u>9,697,000</u> | <u>11,901,404</u> | 22.73% |

**WEST VALLEY CITY SANITATION - FUND 27
REVENUE STATEMENT**

| | Actual 2022-2023 | Actual 2023-2024 | Actual 2024-2025 | Adopted 2025-2026 | Interim 2026-2027 | Percent Change |
|---------------------------------|-----------------------------|-----------------------------|-----------------------------|------------------------------|------------------------------|---------------------------|
| SANITATION: | | | | | | |
| Garbage Fees | 6,368,590 | 6,883,902 | 7,109,292 | 7,100,000 | 7,100,000 | |
| Clean & Beautiful Donations | 0 | 1,000 | 1,000 | 0 | 0 | |
| Interest | 466 | 1,143 | 1,257 | 0 | 0 | |
| Appropriation from Fund Balance | 0 | 0 | 0 | 263,538 | 992,214 | |
| Total | <u>6,369,056</u> | <u>6,886,045</u> | <u>7,111,549</u> | <u>7,363,538</u> | <u>8,092,214</u> | 9.90% |

**WEST VALLEY CITY SANITATION - FUND 27
EXPENDITURE STATEMENT**

| | Actual 2022-2023 | Actual 2023-2024 | Actual 2024-2025 | Adopted 2025-2026 | Interim 2026-2027 | Percent Change |
|--------------------------------|-----------------------------|-----------------------------|-----------------------------|------------------------------|------------------------------|---------------------------|
| SANITATION: | | | | | | |
| Permanent Employees | 139,964 | 160,064 | 103,381 | 0 | 0 | |
| O.T. Employees | 811 | 1,938 | 42 | 0 | 0 | |
| Employee Benefits | 52,238 | 72,757 | 41,496 | 0 | 0 | |
| Books/Subscriptions | 0 | 0 | 0 | 650 | 650 | |
| Public Notice/Advert | 0 | 167 | 0 | 0 | 0 | |
| Travel & Training | 880 | 279 | 0 | 2,500 | 2,500 | |
| Office Supplies | 7,008 | 6,543 | 5,751 | 7,000 | 7,000 | |
| Gasoline & Diesel | 7,482 | 7,681 | 7,610 | 6,000 | 6,000 | |
| Auto Parts | 6,732 | 5,203 | 1,871 | 7,000 | 7,000 | |
| Prof. Services Internal | 1,222,056 | 1,226,035 | 1,227,366 | 1,577,260 | 1,602,010 | |
| Prof. Services External | 3,316,273 | 3,466,111 | 3,661,538 | 3,808,128 | 4,542,054 | |
| Landfill Fees | 1,493,245 | 1,543,404 | 1,519,216 | 1,700,000 | 1,700,000 | |
| Special Supplies | 143,313 | 175,822 | 102,539 | 180,000 | 190,000 | |
| Insurance | 0 | 0 | 1,691 | 0 | 0 | |
| Capital Equipment | 72,232 | 35,382 | 0 | 0 | 0 | |
| Transfer Out | 0 | 0 | 0 | 0 | 0 | |
| Transfer In | 0 | 0 | (5,938) | 0 | 0 | |
| Clean & Beautiful Expenses | 8,803 | 9,708 | 9,208 | 0 | 0 | |
| Clean & Beautiful Transfer Out | 26,145 | 26,145 | 26,145 | 75,000 | 35,000 | |
| Total | <u>6,497,182</u> | <u>6,737,239</u> | <u>6,701,916</u> | <u>7,363,538</u> | <u>8,092,214</u> | 9.90% |

WEST VALLEY CITY ROAD IMPACT FEES - FUND 31

REVENUE STATEMENT

| | Actual 2022-2023 | Actual 2023-2024 | Actual 2024-2025 | Adopted 2025-2026 | Interim 2026-2027 | Percent Change |
|------------------|-----------------------------|-----------------------------|-----------------------------|------------------------------|------------------------------|---------------------------|
| Road Impact Fees | 580,374 | 395,212 | 350,582 | 200,000 | 200,000 | |
| Interest | 12,486 | 33,898 | 33,821 | 0 | 0 | |
| Total | 592,859 | 429,110 | 384,403 | 200,000 | 200,000 | 0.00% |

WEST VALLEY CITY ROAD IMPACT FEES - FUND 31

EXPENDITURE STATEMENT

| | Actual 2022-2023 | Actual 2023-2024 | Actual 2024-2025 | Adopted 2025-2026 | Interim 2026-2027 | Percent Change |
|---------------------------|-----------------------------|-----------------------------|-----------------------------|------------------------------|------------------------------|---------------------------|
| Professional Services | 100,000 | 30,000 | 30,000 | 30,000 | 30,000 | |
| Road Projects | 4,270 | 0 | 0 | 170,000 | 170,000 | |
| Transfer Out | 850,000 | 0 | 0 | 0 | 0 | |
| Total Expenditures | 954,270 | 30,000 | 93,085 | 200,000 | 200,000 | 0.00% |

WEST VALLEY CITY PARK IMPACT FEES - FUND 32

REVENUE STATEMENT

| | Actual 2022-2023 | Actual 2023-2024 | Actual 2024-2025 | Adopted 2025-2026 | Interim 2026-2027 | Percent Change |
|----------------------|-----------------------------|-----------------------------|-----------------------------|------------------------------|------------------------------|---------------------------|
| Park Impact Fees | 1,322,599 | 346,882 | 242,991 | 1,000,000 | 1,000,000 | |
| Interest | 54,480 | 147,726 | 45,292 | 0 | 0 | |
| Total Revenue | 1,377,079 | 494,608 | 288,283 | 1,000,000 | 1,000,000 | 0.00% |

WEST VALLEY CITY PARK IMPACT FEES - FUND 32

EXPENDITURE STATEMENT

| | Actual 2022-2023 | Actual 2023-2024 | Actual 2024-2025 | Adopted 2025-2026 | Interim 2026-2027 | Percent Change |
|---------------------------|-----------------------------|-----------------------------|-----------------------------|------------------------------|------------------------------|---------------------------|
| Park Impact Expenses | 982,822 | 1,142,992 | 2,004,567 | 1,000,000 | 1,000,000 | |
| Transfers Out | 0 | 0 | 9,400 | 0 | 0 | |
| Transfers In | 0 | 0 | (70,000) | 0 | 0 | |
| Total Expenditures | 982,822 | 1,142,992 | 1,943,967 | 1,000,000 | 1,000,000 | 0.00% |

WEST VALLEY CITY FIRE IMPACT FEES - FUND 33

REVENUE STATEMENT

| | Actual 2022-2023 | Actual 2023-2024 | Actual 2024-2025 | Adopted 2025-2026 | Interim 2026-2027 | Percent Change |
|------------------------------|-----------------------------|-----------------------------|-----------------------------|------------------------------|------------------------------|---------------------------|
| Fire Impact Fees - Facility | 186,364 | 88,342 | 50,588 | 150,000 | 68,000 | |
| Fire Impact Fees - Apparatus | 21,231 | 13,122 | 6,859 | 67,866 | 67,866 | |
| Interest | 13,078 | 25,144 | 15,217 | 0 | 0 | |
| Total Revenue | 220,673 | 126,608 | 72,664 | 217,866 | 135,866 | -37.64% |

WEST VALLEY CITY FIRE IMPACT FEES - FUND 33

EXPENDITURE STATEMENT

| | Actual 2022-2023 | Actual 2023-2024 | Actual 2024-2025 | Adopted 2025-2026 | Interim 2026-2027 | Percent Change |
|--------------------------------------|-----------------------------|-----------------------------|-----------------------------|------------------------------|------------------------------|---------------------------|
| Transfer Out FS 74 & Fire Truck Debt | 300,000 | 150,000 | 287,733 | 217,866 | 135,866 | |
| Total Expenditures | 300,000 | 150,000 | 287,733 | 217,866 | 135,866 | -37.64% |

WEST VALLEY CITY POLICE IMPACT FEES - FUND 34

REVENUE STATEMENT

| | Actual 2022-2023 | Actual 2023-2024 | Actual 2024-2025 | Adopted 2025-2026 | Interim 2026-2027 | Percent Change |
|----------------------|-----------------------------|-----------------------------|-----------------------------|------------------------------|------------------------------|---------------------------|
| Police Impact Fees | 321,767 | 140,051 | 102,902 | 250,000 | 200,000 | |
| Interest | 13,255 | 25,634 | 14,891 | 0 | 0 | |
| Total Revenue | 335,022 | 165,685 | 117,793 | 250,000 | 200,000 | -20.00% |

WEST VALLEY CITY POLICE IMPACT FEES - FUND 34

EXPENDITURE STATEMENT

| | Actual 2022-2023 | Actual 2023-2024 | Actual 2024-2025 | Adopted 2025-2026 | Interim 2026-2027 | Percent Change |
|-------------------------------------|-----------------------------|-----------------------------|-----------------------------|------------------------------|------------------------------|---------------------------|
| Police Debt Serv Transfer to Gen Fd | 450,000 | 250,000 | 253,800 | 250,000 | 200,000 | |
| Total Expenditures | 450,000 | 250,000 | 253,800 | 250,000 | 200,000 | -20.00% |

WEST VALLEY CITY FLOOD IMPACT FEES - FUND 35

REVENUE STATEMENT

| | Actual 2022-2023 | Actual 2023-2024 | Actual 2024-2025 | Adopted 2025-2026 | Interim 2026-2027 | Percent Change |
|---------------------------|-----------------------------|-----------------------------|-----------------------------|------------------------------|------------------------------|---------------------------|
| FLOOD IMPACT FEES: | | | | | | |
| Riter District | 10,677 | 7,406 | 25,564 | 0 | 0 | |
| Westridge District | 0 | 3,493 | 0 | 0 | 0 | |
| Lake Park District | 0 | 0 | 22,890 | 0 | 0 | |
| Interest | 0 | 14,000 | 10,929 | 0 | 0 | |
| Total Revenue | 10,677 | 24,899 | 59,383 | 0 | 0 | 0.00% |

WEST VALLEY CITY FLOOD IMPACT FEES - FUND 35

EXPENDITURE STATEMENT

| | Actual 2022-2023 | Actual 2023-2024 | Actual 2024-2025 | Adopted 2025-2026 | Interim 2026-2027 | Percent Change |
|--------------------------|-----------------------------|-----------------------------|-----------------------------|------------------------------|------------------------------|---------------------------|
| Decker | 0 | 0 | 0 | 0 | 0 | |
| Jordan District | 0 | 0 | 0 | 0 | 0 | |
| Riter District | 0 | 0 | 0 | 0 | 0 | |
| Lake Park District | 56,770 | 0 | 0 | 0 | 0 | |
| Transfer Out | 0 | 0 | 300,488 | 0 | 0 | |
| Total Expenditure | 56,770 | 0 | 300,488 | 0 | 0 | 0.00% |

WEST VALLEY CITY STORM WATER UTILITY - FUND 36

REVENUE STATEMENT

| | Actual 2022-2023 | Actual 2023-2024 | Actual 2024-2025 | Adopted 2025-2026 | Interim 2026-2027 | Percent Change |
|---------------------------------|-------------------------|-------------------------|-------------------------|-------------------------|-------------------------|-------------------|
| STORM WATER UTILITY: | | | | | | |
| Storm Water Utility Fees | 5,484,928 | 5,676,099 | 5,735,716 | 5,600,000 | 5,700,000 | |
| Interest Income | 22,613 | 47,646 | 59,328 | 0 | 0 | |
| Penalties/Late Fees | 86,415 | 83,452 | 76,933 | 0 | 0 | |
| Gain on Sale of Assets | 41,093 | (203,200) | 7,600 | 0 | 0 | |
| Miscellaneous Revenue | 0 | (170) | 1,644 | 0 | 0 | |
| Appropriation from Fund Balance | 0 | 0 | 0 | 73,000 | 0 | |
| Total Revenue | <u>5,635,049</u> | <u>5,603,827</u> | <u>5,881,221</u> | <u>5,673,000</u> | <u>5,700,000</u> | 0.48% |

WEST VALLEY CITY STORM WATER UTILITY - FUND 36

EXPENDITURE STATEMENT

| | Actual 2022-2023 | Actual 2023-2024 | Actual 2024-2025 | Adopted 2025-2026 | Interim 2026-2027 | Percent Change |
|--|---------------------------|-------------------------|--------------------------|-------------------------|-------------------------|-------------------|
| STORMWATER OPERATIONS: | | | | | | |
| Travel & Training | 2,074 | 3,250 | 2,268 | 8,000 | 8,000 | |
| Office Supplies | 0 | 1,078 | 645 | 2,000 | 2,000 | |
| Equip Maintenance | 2,016 | 50,813 | 94,873 | 60,000 | 175,000 | |
| Fuel | 38,645 | 47,752 | 36,730 | 25,000 | 25,000 | |
| Auto Maintenance | 52,000 | 52,000 | 52,000 | 52,000 | 52,000 | |
| Vehicle Parts | 46,169 | 85,269 | 67,156 | 60,000 | 60,000 | |
| Utilities | 19,522 | 17,895 | 23,903 | 35,000 | 35,000 | |
| Prof./Tech (internal) | 521,605 | 521,604 | 521,604 | 521,604 | 521,604 | |
| Prof./Tech. (external) | 67,480 | 65,235 | 84,411 | 115,000 | 115,000 | |
| Special Supplies | 62,288 | 82,102 | 84,448 | 75,000 | 75,000 | |
| Insurance | 4,206 | 16,825 | 23,732 | 10,000 | 10,000 | |
| Capital Equipment | 8,000 | 11,716 | 655,645 | 125,000 | 410,000 | |
| Depreciation | 1,560,031 | 1,601,470 | 0 | 0 | 0 | |
| Subtotal | <u>2,384,036</u> | <u>2,557,009</u> | <u>1,647,415</u> | <u>1,088,604</u> | <u>1,488,604</u> | 36.74% |
| STORMWATER ENIGEERING PROJECTS: | | | | | | |
| Books/Dues | 800 | 610 | 290 | 800 | 800 | |
| Travel & Training | 2,571 | 7,080 | 6,151 | 9,700 | 9,700 | |
| Office Supplies | 4,361 | 1,682 | 27 | 2,800 | 2,800 | |
| Equip. Maintenance | 1,520 | 0 | 11,800 | 1,800 | 1,800 | |
| Fuel | 5,419 | 0 | 345 | 5,000 | 5,000 | |
| Software | 17,500 | 17,500 | 7,500 | 17,500 | 19,000 | |
| Prof/Tech (internal) | 511,364 | 511,364 | 511,364 | 784,693 | 665,561 | |
| Prof./Tech. (external) | 16,952 | 15,604 | (865) | 0 | 0 | |
| Special Supplies | 4,066 | 17,906 | 3,823 | 3,000 | 3,000 | |
| Special Projects | 85,897 | 327,546 | 2,753,450 | 2,421,138 | 2,139,776 | |
| Capital Equipment | 0 | 0 | 0 | 0 | 0 | |
| Capitalized Spec Proj | (1,824,276) | (331,166) | 0 | 0 | 0 | |
| Subtotal | <u>(1,173,826)</u> | <u>568,126</u> | <u>3,293,885</u> | <u>3,246,431</u> | <u>2,847,437</u> | -12.29% |
| STORMWATER ADMINISTRATON: | | | | | | |
| Public Notices | 19,985 | 21,326 | 42,652 | 21,326 | 21,327 | |
| Travel/Training | 62 | 185 | 0 | 2,000 | 2,000 | |
| Office Supplies | 844 | 1,388 | 5,050 | 4,000 | 4,000 | |
| Prof/Tech (internal) | 911,683 | 923,158 | 1,201,225 | 1,035,038 | 1,059,788 | |
| Prof./Tech. (external) | 5,825 | 271,867 | 4,000 | 8,000 | 8,000 | |
| Transfer Out | 2,070,152 | 0 | 38,097,737 | 267,601 | 268,844 | |
| Subtotal | <u>3,008,551</u> | <u>1,217,924</u> | <u>39,350,664</u> | <u>1,337,965</u> | <u>1,363,959</u> | 1.94% |
| Total Expenditure | <u>4,218,761</u> | <u>4,343,059</u> | <u>44,291,964</u> | <u>5,673,000</u> | <u>5,700,000</u> | 0.48% |

THE DIVISION OF ARTS AND CULTURE - FUND 37

REVENUE STATEMENT

| | Actual 2022-2023 | Actual 2023-2024 | Actual 2024-2025 | Adopted 2025-2026 | Interim 2026-2027 | Percent Change |
|-----------------------------|---------------------|---------------------|---------------------|----------------------|----------------------|-------------------|
| Cultural Center: | | | | | | |
| Miscellaneous | 10,484 | 0 | 0 | 0 | 0 | |
| Cultural Center Revenue | 253,772 | 363,820 | 412,209 | 300,000 | 208,000 | |
| Amphitheater | 1,191 | 40 | 0 | 0 | 0 | |
| Concessions/Alcohol Revenue | 16,057 | 32,263 | 25,769 | 14,000 | 12,000 | |
| Membership/Season Tickets | 8,790 | 1,519 | 0 | 0 | 0 | |
| Catering Commission | 0 | 4,601 | 22,829 | 12,000 | 12,000 | |
| Art Sales | 0 | 0 | 12,965 | 12,000 | 6,000 | |
| Donations | 0 | 0 | 24,248 | 0 | 0 | |
| Gallery Exhibits/Receptions | 0 | 0 | 885 | 0 | 0 | |
| Artrageous | 0 | 0 | 250 | 0 | 0 | |
| Day of the Dead | 0 | 0 | 20,646 | 12,000 | 12,000 | |
| Total Revenue | 290,294 | 402,243 | 519,801 | 350,000 | 250,000 | -28.57% |

THE DIVISION OF ARTS AND CULTURE - FUND 37

EXPENDITURE STATEMENT

| | Actual 2022-2023 | Actual 2023-2024 | Actual 2024-2025 | Adopted 2025-2026 | Interim 2026-2027 | Percent Change |
|-------------------------------------|---------------------|---------------------|---------------------|----------------------|----------------------|-------------------|
| Operations: | | | | | | |
| Permanent Employees | 1,269,545 | 1,355,581 | 1,197,469 | 827,090 | 750,334 | |
| Overtime | 15,062 | 21,634 | 4,984 | 10,000 | 10,000 | |
| Temporary Employees | 87,226 | 111,150 | 94,607 | 84,050 | 84,050 | |
| Employee Benefits | 484,602 | 498,947 | 410,518 | 324,870 | 280,346 | |
| Books & Dues | 6,424 | 4,384 | 3,072 | 5,000 | 5,000 | |
| Advertising | 1,310 | 6,425 | 2,461 | 5,000 | 5,000 | |
| Travel & Training | 2,325 | 6,936 | 766 | 6,000 | 6,000 | |
| Office Supplies | 23,841 | 24,674 | 22,601 | 23,000 | 23,000 | |
| Equip. Maintenance | 3,143 | 20,500 | 26,427 | 20,500 | 20,500 | |
| Gasoline | 472 | 841 | 386 | 1,250 | 1,250 | |
| Auto Maintenance | 99 | 67 | 0 | 900 | 900 | |
| Auto Parts | 223 | 49 | 494 | 900 | 900 | |
| Software | 19,231 | 13,516 | 11,044 | 20,000 | 20,000 | |
| Building & Grounds | 39,054 | 51,459 | 48,171 | 50,000 | 50,000 | |
| Utilities | 141,919 | 147,016 | 179,774 | 148,889 | 148,889 | |
| Telephone | 15,830 | 18,930 | 15,830 | 12,000 | 12,000 | |
| Contingency | 71,162 | 61,053 | 726 | 50,000 | 50,000 | |
| Professional Services | 12,848 | 19,955 | 16,676 | 8,028 | 8,028 | |
| Sister City | 0 | 400 | 0 | 0 | 0 | |
| General Health | 417 | 745 | 107 | 250 | 250 | |
| Special Supplies | 66,104 | 56,209 | 144,191 | 25,000 | 25,000 | |
| Signs | 835 | 1,805 | 2,434 | 2,500 | 2,500 | |
| Insurance | 0 | 0 | 0 | 10,000 | 10,000 | |
| Sold Services | (14,462) | (23,508) | (102,410) | 0 | 0 | |
| Capiral Equipment | 0 | 0 | (6,285) | 0 | 0 | |
| Special Projects | 19,572 | 33,563 | 22,444 | 35,000 | 35,000 | |
| Gallery Exhibits/Receptions | 0 | 150 | 29,867 | 20,000 | 20,000 | |
| WorldStage Concerts | 0 | 1,150 | (650) | 0 | 0 | |
| Artrageous | 0 | 0 | 38,166 | 53,000 | 53,000 | |
| Summer Concerts | 0 | 800 | 15,054 | 30,000 | 30,000 | |
| Day of the Dead Celebration | 0 | 0 | 20,683 | 10,000 | 10,000 | |
| Pop-Up Art | 0 | 43 | 0 | 0 | 0 | |
| Wasatch International Food Festival | 0 | 0 | 0 | 60,000 | 60,000 | |
| Cost of Goods Sold | 0 | 1,040 | 0 | 0 | 0 | |
| Transfer Out | 19,109 | 19,683 | 20,392 | 21,067 | 21,717 | |
| Transfer In from GF | (1,312,587) | (1,709,226) | (1,443,086) | (1,560,244) | (1,539,614) | |
| Transfer In from Foundation | (222,000) | (521,856) | 0 | 0 | 0 | |
| Subtotal Operations | 751,304 | 224,115 | 776,913 | 304,050 | 204,050 | -32.89% |
| Maintenance: | | | | | | |
| Equipment Maintenance | 19,010 | 12,605 | 15,263 | 16,450 | 16,450 | |
| Gasoline | 0 | 0 | 0 | 3,500 | 3,500 | |
| Building & Grounds | 22,515 | 15,910 | 22,709 | 26,000 | 26,000 | |
| Subtotal Maintenance | 41,525 | 28,515 | 37,972 | 45,950 | 45,950 | 0.00% |
| Total Expenditures | 792,829 | 252,630 | 814,885 | 350,000 | 250,000 | -28.57% |

WEST VALLEY CITY STREET LIGHTS - FUND 39

REVENUE STATEMENT

| | Actual 2022-2023 | Actual 2023-2024 | Actual 2024-2025 | Adopted 2025-2026 | Interim 2026-2027 | Percent Change |
|---------------------------------|---------------------|---------------------|---------------------|----------------------|----------------------|-------------------|
| STREET LIGHTS: | | | | | | |
| Misc. Revenue | 8,278 | 8,729 | 12,634 | 0 | 0 | |
| Street Light Fees | 1,254,449 | 1,262,695 | 1,159,614 | 1,250,000 | 1,150,000 | |
| Appropriation from Fund Balance | 0 | 0 | 0 | 761 | 113,298 | |
| Total | 1,262,727 | 1,271,424 | 1,172,248 | 1,250,761 | 1,263,298 | 1.00% |

WEST VALLEY CITY STREET LIGHTS - FUND 39

EXPENDITURE STATEMENT

| | Actual 2022-2023 | Actual 2023-2024 | Actual 2024-2025 | Adopted 2025-2026 | Interim 2026-2027 | Percent Change |
|-------------------------------|---------------------|---------------------|---------------------|----------------------|----------------------|-------------------|
| STREET LIGHTS: | | | | | | |
| Permanent Employees | 128,805 | 191,781 | 229,156 | 226,730 | 243,435 | |
| O.T. Employees | 3,315 | 1,937 | 1,270 | 1,000 | 1,000 | |
| Temporary Employees | 0 | 0 | 0 | 4,000 | 4,000 | |
| Employee Benefits | 49,919 | 76,935 | 95,589 | 94,858 | 86,316 | |
| Bks/Subscriptions/Memberships | 116 | 116 | 346 | 500 | 500 | |
| Travel/Training | 308 | 906 | 378 | 4,000 | 4,000 | |
| Office Supplies | 198 | 299 | 0 | 0 | 0 | |
| Equipment Maintenance | 141,298 | 435,712 | 95,325 | 200,000 | 200,000 | |
| Gasoline & Diesel | 6,260 | 7,390 | 6,293 | 15,000 | 15,000 | |
| Utilities | 136,761 | 147,538 | 149,840 | 120,000 | 150,000 | |
| Prof./Tech (internal) | 78,975 | 43,550 | 43,550 | 52,190 | 57,690 | |
| Prof./Tech. (external) | 140,376 | 141,711 | 66,371 | 150,000 | 100,000 | |
| Special Supplies | 511 | 268 | 0 | 0 | 0 | |
| Sold Services | 0 | 0 | (623) | 0 | 0 | |
| Capital Equipment | 171,516 | 180,487 | 205,425 | 0 | 0 | |
| Special Projects | 0 | 592,558 | 40,933 | 215,995 | 229,734 | |
| Transfer Out | 151,013 | 155,627 | 691,950 | 166,488 | 171,623 | |
| Transfer In | 0 | (2,360) | 0 | 0 | 0 | |
| Total | 1,009,371 | 1,974,455 | 1,625,803 | 1,250,761 | 1,263,298 | 1.00% |

CAPITAL IMPROVEMENTS FUND - FUND 45

REVENUE STATEMENT

| | Actual 2022-2023 | Actual 2023-2024 | Actual 2024-2025 | Adopted 2025-2026 | Interim 2026-2027 | Percent Change |
|--|---------------------|---------------------|---------------------|----------------------|----------------------|-------------------|
| REVENUES: | | | | | | |
| Fed/State Capital Projects | 500,000 | 500,000 | 524,715 | 0 | 0 | |
| SL County Capital Projects | 0 | 0 | 760,441 | 0 | 0 | |
| Fire Apparatus Reimbursement | 108,164 | 234,318 | 0 | 0 | 0 | |
| Developer Capital Fees/Contrib. | 819,500 | 0 | 0 | 0 | 0 | |
| Miscellaneous | 589,028 | 2,365,951 | 230,815 | 0 | 0 | |
| Interest | 234,795 | 317,577 | 253,161 | 0 | 0 | |
| Gain on Sale of Asset | 214,986 | 193,493 | 241,191 | 0 | 0 | |
| Total Revenues | 2,466,473 | 3,611,339 | 2,010,323 | 0 | 0 | 0.0% |
| OTHER SOURCES: | | | | | | |
| Bond/Lease Proceeds | 40 | 5 | 1,750,375 | 0 | 0 | |
| Appropriation from Fund Balance | 0 | 0 | 0 | 3,895,594 | 872,781 | |
| Total Other Sources | 40 | 5 | 1,750,375 | 3,895,594 | 872,781 | -77.60% |
| Total Revenue and Other Sources | 2,466,513 | 3,611,344 | 3,760,698 | 3,895,594 | 872,781 | -77.60% |

CAPITAL IMPROVEMENTS FUND - FUND 45

EXPENDITURE STATEMENT

| | Actual 2022-2023 | Actual 2023-2024 | Actual 2024-2025 | Adopted 2025-2026 | Interim 2026-2027 | Percent Change |
|--|-----------------------------|-----------------------------|-----------------------------|------------------------------|------------------------------|---------------------------|
| EXPENDITURES: | | | | | | |
| Sold Services | (76,057) | (184,500) | (774,983) | 0 | 0 | |
| Capital Equipment | 0 | 0 | 114,191 | 0 | 0 | |
| 2450 S Roadway Extension | 319,035 | 0 | 0 | 0 | 0 | |
| Safe Sidewalks | 67,302 | 0 | 0 | 0 | 0 | |
| Special Projects | 10,700 | 0 | 950,277 | 0 | 0 | |
| Facilities Projects | 205,858 | 766,149 | 1,217,385 | 400,000 | 400,000 | |
| PW/RDA Weed Management | 0 | 0 | 7,584 | 0 | 0 | |
| PW-Engineering Renovation | 166,756 | 0 | 0 | 0 | 0 | |
| Legal/RDA Office Remodel | 21,300 | 390,688 | 0 | 0 | 0 | |
| Arena Renovation | 500,000 | 0 | 0 | 0 | 0 | |
| Concrete Repairs Centennial Pool | 0 | 0 | 0 | 0 | 150,000 | |
| Lighting Pickleball Courts/Skate Park | 0 | 372,610 | 0 | 0 | 0 | |
| Wetlands Park | 0 | 229,524 | 3,420,997 | 0 | 0 | |
| Cultural Center Basement Project | (4,669) | 0 | 0 | 0 | 0 | |
| Parkway Blvd Widening | 399,721 | 0 | 2,865 | 0 | 0 | |
| 4100 S Reconstruction | 0 | 24,085 | 0 | 0 | 0 | |
| City Courts/Legal Bldg | 8,148,954 | 73,523 | 40,000 | 0 | 0 | |
| 4700 S Reconstruction | 2,150,603 | 19,405 | 0 | 0 | 0 | |
| 2700 W Improvement Project | (3,644) | 4,628 | 0 | 0 | 0 | |
| Energy Efficiency Upgrades | 413,929 | 277,981 | 69,356 | 0 | 0 | |
| Crosstowne Trail | 4,081 | 2,008,564 | 215,165 | 0 | 0 | |
| Veterans Memorial Park | 0 | 0 | 1,524,843 | 0 | 0 | |
| 6800 West Improvements | 0 | 0 | 51,950 | 0 | 0 | |
| 2022 Pedestrian Ramps | 312,772 | 0 | 0 | 0 | 0 | |
| Lancer Way Reconstruction | 300,075 | 9,200 | 1,796,815 | 0 | 0 | |
| 4100 S HAWK Signals Project | 158,110 | 19,563 | 0 | 0 | 0 | |
| 6800 West Pond Overflow | 9,635 | 258,968 | 21,311 | 0 | 0 | |
| 3900 S Roadway Improvements | 0 | 0 | 21,903 | 0 | 0 | |
| UTA Midvalley BRT | 0 | 49,250 | 0 | 0 | 0 | |
| SFR Widening Project | 0 | 101,326 | 480,804 | 0 | 0 | |
| 3500 S Sidewalks | 0 | 300,000 | 0 | 0 | 0 | |
| Street Sign Replacement Project | 0 | 119,577 | 86,969 | 0 | 0 | |
| 4000 West Improvements | 0 | 69,150 | 0 | 0 | 0 | |
| Bangerter Highway Betterments | 0 | 2,000,000 | 0 | 0 | 0 | |
| Parkway Blvd Wetland Road | 0 | 264,819 | 572,767 | 0 | 0 | |
| 7200 W Reconstruction | 0 | 0 | 4,776 | 0 | 0 | |
| 2024-25 Sidewalk Repair Project | 0 | 0 | 163,482 | 0 | 0 | |
| BFP - WVC Bridge Replacements | 0 | 0 | 211,224 | 0 | 0 | |
| 2025 Street Light Project | 0 | 0 | 652,173 | 0 | 0 | |
| 3200 W SR-201 (UDOT) - APT Bettermen | 0 | 0 | 100,000 | 0 | 0 | |
| 5900 West Extention Project | 0 | 0 | 3,200 | 0 | 0 | |
| Overlay Projects | 4,791,345 | 965,949 | 3,014,815 | 0 | 0 | |
| Transportation Sales Tax Projects | 0 | 0 | 0 | 5,230,000 | 5,500,000 | |
| Sidewalk Repair Projects | 0 | 0 | 0 | 250,000 | 0 | |
| City Hall Parking Lot Replacement | 0 | 0 | 0 | 1,500,000 | 0 | |
| Chinese Gate Repair | 0 | 0 | 0 | 80,000 | 0 | |
| City Hall HVAC Controls | 0 | 0 | 0 | 157,000 | 0 | |
| City's General Plan Update | 0 | 0 | 0 | 300,000 | 0 | |
| Parkway Park Playground Replacement | 0 | 0 | 0 | 50,000 | 0 | |
| Indoor Pool Filtration Salt Water System | 0 | 0 | 0 | 135,000 | 0 | |
| Fassio Park Fence | 0 | 82,156 | 0 | 0 | 0 | |
| N. Frontage Rd Improvement Project | 0 | 0 | 0 | 0 | 3,000,000 | |
| Admin Special Projects | 0 | 0 | 29,130 | 0 | 0 | |
| Finance Special Projects | 1,526 | 0 | 0 | 0 | 0 | |
| Legal Speical Projects | 0 | 237,500 | 0 | 0 | 0 | |
| Police Special Projects | 0 | 0 | 152,558 | 0 | 0 | |
| Fire Special Projects | 583,615 | 0 | 270,500 | 0 | 0 | |
| Parks Special Projects | 74,025 | 0 | 0 | 0 | 0 | |
| CEC Speical Projects | 0 | 0 | 0 | 0 | 262,000 | |
| Rolling Stock | 1,830,622 | 3,608,941 | 2,107,045 | 2,000,000 | 1,000,000 | |
| Rolling Stock Lease Payments | 559,044 | 566,454 | 695,759 | 618,943 | 593,129 | |
| Transfers Out | 1,897,643 | 3,041,206 | 3,132,498 | 1,173,594 | 872,781 | |
| Transfers In | (14,126,498) | (11,536,576) | (8,189,791) | (7,998,943) | (10,905,129) | |
| Total Expenditures | 8,715,783 | 4,140,140 | 12,167,568 | 3,895,594 | 872,781 | -77.60% |

THE RIDGE GOLF CLUB FUND - FUND 55
REVENUE STATEMENT

| | Actual 2022-2023 | Actual 2023-2024 | Actual 2024-2025 | Adopted 2025-2026 | Interim 2026-2027 | Percent Change |
|---------------------------------|-----------------------------|-----------------------------|-----------------------------|------------------------------|------------------------------|---------------------------|
| OPERATING REVENUE: | | | | | | |
| Green Fees | 800,231 | 1,021,865 | 1,164,084 | 1,040,000 | 1,040,000 | |
| Driving Range | 18,312 | 0 | 0 | 60,000 | 60,000 | |
| Carts | 381,035 | 471,110 | 498,690 | 500,000 | 500,000 | |
| Pull Carts | 36 | 0 | 0 | 0 | 0 | |
| Golf Club Rentals | 1,972 | 3,112 | 3,621 | 2,000 | 2,000 | |
| Gratuities - Operations | 5,815 | 13,915 | 15,178 | 6,000 | 6,000 | |
| Pro Shop | 194,210 | 243,099 | 234,807 | 210,000 | 210,000 | |
| Grill/Catering | 337,177 | 362,156 | 373,282 | 400,000 | 400,000 | |
| Room Rental | 31,927 | 96,281 | 17,423 | 0 | 0 | |
| Gratuities - Grill & Catering | 31,382 | 20,033 | 26,142 | 61,000 | 61,000 | |
| Miscellaneous | 2,019 | 5,000 | 125 | 5,000 | 5,000 | |
| Gain on Sale of Assets | 10,555 | 0 | 20,000 | 0 | 0 | |
| Appropriation from Fund Balance | 0 | 0 | 0 | 308,591 | 517,943 | |
| Total Revenue | 1,814,672 | 2,236,571 | 2,353,352 | 2,592,591 | 2,801,943 | 8.08% |

THE RIDGE GOLF CLUB FUND - FUND 55
EXPENSE STATEMENT

| | Actual 2022-2023 | Actual 2023-2024 | Actual 2024-2025 | Adopted 2025-2026 | Interim 2026-2027 | Percent Change |
|-------------------------------------|-----------------------------|-----------------------------|-----------------------------|------------------------------|------------------------------|---------------------------|
| OPERATING EXPENSES | | | | | | |
| OPERATIONS: | | | | | | |
| Personnel | 384,337 | 419,229 | 470,382 | 455,750 | 534,328 | |
| Operations | 161,486 | 160,137 | 161,025 | 187,564 | 187,564 | |
| Professional Services | 82,868 | 54,561 | 110,237 | 71,405 | 71,405 | |
| Utilities | 27,234 | 29,818 | 23,734 | 36,000 | 36,000 | |
| Operations Subtotal | 655,925 | 663,745 | 765,378 | 750,719 | 829,297 | 10.47% |
| MAINTENANCE: | | | | | | |
| Personnel | 349,148 | 392,336 | 465,153 | 454,677 | 490,453 | |
| Operating Supplies | 230,807 | 259,292 | 106,092 | 230,760 | 230,760 | |
| Utilities | 147,320 | 180,628 | 227,732 | 196,250 | 196,250 | |
| Maintenance Subtotal | 727,275 | 832,256 | 798,977 | 881,687 | 917,463 | 4.06% |
| GRILL/CATERING | | | | | | |
| Personnel | 306,607 | 380,842 | 378,896 | 370,954 | 386,457 | |
| Operating Supplies | 37,477 | 52,684 | 87,704 | 66,100 | 66,100 | |
| Snack Bar Subtotal | 344,084 | 433,526 | 466,600 | 437,054 | 452,557 | 3.55% |
| COST OF SALES: | | | | | | |
| Cost of Goods Sold | 151,450 | 187,671 | 218,658 | 125,000 | 125,000 | |
| Grill/Snack Bar | 110,764 | 129,675 | 187,542 | 170,000 | 170,000 | |
| Depreciation | 220,688 | 224,151 | 339,168 | 228,131 | 343,025 | |
| Cost of Sales Subtotal | 482,902 | 541,497 | 745,368 | 523,131 | 638,025 | 21.96% |
| Total Operating Expenses | 2,210,187 | 2,471,024 | 2,776,323 | 2,592,591 | 2,837,342 | 9.44% |
| NON-OPERATING EXPENSES: | | | | | | |
| Transfer In | (360,036) | (517,530) | (103,044) | 0 | (35,399) | |
| Total Non-Operating Expenses | (360,036) | (517,530) | (103,044) | 0 | (35,399) | 0.00% |
| Total Expenses | 1,850,151 | 1,953,494 | 2,673,279 | 2,592,591 | 2,801,943 | 8.08% |

STONEBRIDGE GOLF COURSE FUND - FUND 57

REVENUE STATEMENT

| | Actual 2022-2023 | Actual 2023-2024 | Actual 2024-2025 | Adopted 2025-2026 | Interim 2026-2027 | Percent Change |
|---------------------------------|---------------------|---------------------|---------------------|----------------------|----------------------|-------------------|
| OPERATING REVENUE: | | | | | | |
| Green Fees | 1,272,289 | 1,371,385 | 1,332,965 | 1,300,000 | 1,300,000 | |
| Driving Range | 15,337 | 0 | 0 | 30,000 | 30,000 | |
| Carts | 435,534 | 512,834 | 556,913 | 550,000 | 550,000 | |
| Pull Carts | 241 | 0 | 0 | 0 | 0 | |
| Rental Clubs | 11,108 | 11,961 | 9,534 | 11,000 | 11,000 | |
| Gratuities - Operations | 12,903 | 12,008 | 17,642 | 17,000 | 17,000 | |
| Pro Shop | 256,017 | 287,473 | 266,240 | 275,000 | 275,000 | |
| Grill/Catering | 602,092 | 628,041 | 598,012 | 600,000 | 600,000 | |
| Room Rental | 3,036 | 1,190 | 14,499 | 0 | 0 | |
| Gratuities - Grill & Catering | 61,762 | 23,172 | 19,159 | 75,000 | 75,000 | |
| Misc. | (2,659) | 49 | 222 | 5,000 | 5,000 | |
| Total Op. Revenue | 2,667,660 | 2,848,113 | 2,815,186 | 2,863,000 | 2,863,000 | 0.00% |
| NON-OPERATING REVENUE: | | | | | | |
| Gain on Sale of Assets | 0 | 13,500 | 0 | 0 | 0 | |
| Interest | 0 | 0 | 0 | 0 | 0 | |
| Appropriation from Fund Balance | 0 | 0 | 0 | 187,555 | 318,966 | |
| Total Non-Operating Rev | 0 | 13,500 | 0 | 187,555 | 318,966 | 70.07% |
| Total Revenue | 2,667,660 | 2,861,613 | 2,815,186 | 3,050,555 | 3,181,966 | 4.31% |

STONEBRIDGE GOLF COURSE FUND - FUND 57

EXPENSE STATEMENT

| | Actual 2022-2023 | Actual 2023-2024 | Actual 2024-2025 | Adopted 2025-2026 | Interim 2026-2027 | Percent Change |
|-------------------------------------|---------------------|---------------------|---------------------|----------------------|----------------------|-------------------|
| OPERATING EXPENSES | | | | | | |
| OPERATIONS: | | | | | | |
| Personnel | 437,580 | 542,122 | 580,446 | 588,275 | 582,020 | |
| Operations | 205,609 | 212,578 | 197,182 | 249,631 | 249,631 | |
| Professional Services | 123,879 | 52,937 | 91,535 | 130,000 | 130,000 | |
| Utilities | 54,536 | 53,257 | 47,682 | 50,000 | 50,000 | |
| Operations Subtotal | 821,605 | 860,894 | 916,845 | 1,017,906 | 1,011,651 | -0.61% |
| MAINTENANCE: | | | | | | |
| Personnel | 419,599 | 458,139 | 496,532 | 501,646 | 550,332 | |
| Operating Supplies | 270,212 | 271,033 | 197,384 | 273,051 | 273,051 | |
| Utilities | 149,025 | 192,823 | 232,681 | 195,750 | 195,750 | |
| Maintenance Subtotal | 838,836 | 921,995 | 926,597 | 970,447 | 1,019,133 | 5.02% |
| GRILL/CATERING: | | | | | | |
| Personnel | 360,365 | 389,384 | 343,803 | 373,945 | 416,377 | |
| Operating Supplies | 59,583 | 46,283 | 49,755 | 82,400 | 82,400 | |
| Snack Bar Subtotal | 419,948 | 435,667 | 393,558 | 456,345 | 498,777 | 9.30% |
| COST OF SALES: | | | | | | |
| Cost of Goods Sold | 174,648 | 197,028 | 189,012 | 180,000 | 180,000 | |
| Grill/Snack Bar | 183,358 | 186,324 | 171,975 | 230,000 | 230,000 | |
| Depreciation | 108,786 | 155,107 | 225,087 | 195,857 | 288,566 | |
| Cost of Sales Subtotal | 466,793 | 538,459 | 586,074 | 605,857 | 698,566 | 15.30% |
| Total Oper Expenses | 2,547,183 | 2,757,015 | 2,823,074 | 3,050,555 | 3,228,127 | 5.82% |
| NON-OPERATING EXPENSES: | | | | | | |
| Sales Tax Rev Bonds S 2016 | 0 | 0 | 0 | 0 | 0 | |
| Transfer In | (309,761) | (573,169) | (383,126) | 0 | (46,161) | 0.0% |
| Transfer Out | 0 | 0 | 0 | 0 | 0 | |
| Total Non-Operating Expenses | (309,761) | (573,169) | (383,126) | 0 | (46,161) | 0.0% |
| Total Expenses | 2,237,422 | 2,183,846 | 2,439,948 | 3,050,555 | 3,181,966 | 4.31% |

**GRANTS - FUND 60
REVENUE STATEMENT**

| | Actual 2022-2023 | Actual 2023-2024 | Actual 2024-2025 | Adopted 2025-2026 | Interim 2026-2027 | Percent Change |
|-----------------------------|-----------------------------|-----------------------------|-----------------------------|------------------------------|------------------------------|---------------------------|
| CDBG Projects | 1,542,103 | 2,283,817 | 1,544,105 | 1,066,000 | 1,073,357 | |
| HOME & Federal Grants | 786,151 | 657,690 | 687,830 | 0 | 0 | |
| State Grants | 485,872 | 187,016 | 155,377 | 0 | 0 | |
| Other Governmental Agencies | 12,572 | 136,695 | 680,638 | 0 | 0 | |
| Subtotal | 2,826,698 | 3,265,218 | 3,067,950 | 1,066,000 | 1,073,357 | 0.69% |

**GRANTS - FUND 60
EXPENDITURE STATEMENT**

| | Actual 2022-2023 | Actual 2023-2024 | Actual 2024-2025 | Adopted 2025-2026 | Interim 2026-2027 | Percent Change |
|-----------------------------|-----------------------------|-----------------------------|-----------------------------|------------------------------|------------------------------|---------------------------|
| Personnel | 158,117 | 119,923 | 159,812 | 169,425 | 188,960 | |
| General Operations | 92,194 | 48,453 | 82,479 | 0 | 0 | |
| CDBG Projects | 1,291,792 | 2,115,441 | 1,304,329 | 896,575 | 884,397 | |
| HOME & Federal Grants | 798,868 | 660,577 | 1,185,866 | 0 | 0 | |
| State Grants | 477,163 | 320,822 | 242,979 | 0 | 0 | |
| Other Governmental Agencies | 0 | 0 | 95,000 | 0 | 0 | |
| Subtotal | 2,818,134 | 3,265,216 | 3,070,465 | 1,066,000 | 1,073,357 | 0.69% |

AMBULANCE FUND - FUND 66

REVENUE STATEMENT

| | Actual 2022-2023 | Actual 2023-2024 | Actual 2024-2025 | Adopted 2025-2026 | Interim 2026-2027 | Percent Change |
|---------------------------------|-----------------------------|-----------------------------|-----------------------------|------------------------------|------------------------------|---------------------------|
| OPERATING REVENUE: | | | | | | |
| Ambulance Fees | 3,558,937 | 3,485,315 | 3,840,364 | 3,589,588 | 4,657,882 | |
| Collections Proceeds | 79,547 | 68,135 | 85,826 | 90,000 | 90,000 | |
| Gain on Sale of Assets | 7,790 | 0 | 0 | 0 | 0 | |
| Misc. | 0 | 18,620 | 0 | 0 | 0 | |
| Appropriation from Fund Balance | 0 | 0 | 0 | 0 | 0 | |
| Total Operating Revenue | 3,646,274 | 3,572,070 | 3,926,190 | 3,679,588 | 4,747,882 | 29.03% |

AMBULANCE FUND - FUND 66

EXPENSE STATEMENT

| | Actual 2022-2023 | Actual 2023-2024 | Actual 2024-2025 | Adopted 2025-2026 | Interim 2026-2027 | Percent Change |
|-------------------------------------|-----------------------------|-----------------------------|-----------------------------|------------------------------|------------------------------|---------------------------|
| OPERATING EXPENSES | | | | | | |
| OPERATIONS | | | | | | |
| Permanent Employees | 1,048,814 | 1,133,636 | 1,175,023 | 1,287,657 | 1,437,525 | |
| Overtime | 87,660 | 112,333 | 89,000 | 46,970 | 60,000 | |
| Additional Pay | 2,550 | 1,021 | 729 | 0 | 0 | |
| Employee Benefits | 476,252 | 480,867 | 481,729 | 511,215 | 631,827 | |
| Benefit Expense | (284,740) | (321,370) | (73,511) | 0 | 0 | |
| Uniform Allowance | 13,400 | 14,100 | 13,600 | 14,400 | 15,600 | |
| Travel/Training | 9,126 | 8,088 | 1,964 | 5,825 | 7,000 | |
| Office Supplies | 0 | 0 | 155 | 2,390 | 2,500 | |
| Equipment Maint. | 2,710 | 0 | 0 | 2,987 | 3,000 | |
| Gas/Diesel | 48,655 | 38,508 | 36,397 | 30,588 | 32,000 | |
| Auto Maintenance | 64,920 | 58,705 | 45,105 | 52,974 | 55,000 | |
| Auto Parts | 60,837 | 56,100 | 36,409 | 43,000 | 45,000 | |
| Prof/Tech WVC | 400,000 | 400,000 | 612,483 | 722,018 | 0 | |
| Billing Services | 182,990 | 426,335 | 269,665 | 165,000 | 260,000 | |
| Ambulance Service Provider Assess. | 152,359 | 174,154 | 160,757 | 115,000 | 255,000 | |
| Public Safety Supplies | 87,931 | 233,533 | 86,819 | 93,450 | 115,000 | |
| Insurance | 26,150 | 538 | 5,337 | 7,650 | 7,650 | |
| Capital Equipment | 0 | 2,000 | 0 | 0 | 0 | |
| Depreciation | 430,717 | 380,692 | 393,142 | 322,981 | 343,280 | |
| Total Operating Expenses | 2,810,329 | 3,199,240 | 3,334,803 | 3,424,105 | 3,270,382 | -4.49% |
| NON-OPERATING EXPENSES: | | | | | | |
| Lease Agreement | 27,043 | 372,213 | 371,708 | 43,000 | 43,000 | |
| Transfer Out | 211,483 | 0 | 0 | 212,483 | 1,434,500 | |
| Transfer In | (230,442) | (12,000) | (29,763) | 0 | 0 | |
| Total Non-Operating Expenses | 8,085 | 360,213 | 341,945 | 255,483 | 1,477,500 | 478.32% |
| Total Expenses | 2,818,414 | 3,559,453 | 3,676,748 | 3,679,588 | 4,747,882 | 29.03% |



Property Tax Rate Increase

The City is considering levying a tax rate that exceeds the City's certified tax rate. The proposed tax rate increase would generate approximately \$1,907,662 of additional ad valorem tax revenue to be used to pay for additional operational and employee compensation costs. The proposed tax rate increase would increase the City's ad valorem tax revenue by approximately 5%. If the City proceeds with the proposed tax rate increase, the City will provide notice of and conduct a public hearing, as required by Utah Code Section 59-2-919(4)(c).

WEST VALLEY CITY GENERAL FUND - FUND 10
 Budget Detail
 REVENUE STATEMENT

| | Actual 2022-2023 | Actual 2023-2024 | Actual 2024-2025 | Adopted 2025-2026 | Interim 2026-2027 | Percent Change |
|-------------------------------------|---------------------|---------------------|---------------------|----------------------|----------------------|-------------------|
| PROPERTY TAX: | | | | | | |
| Current Year | 34,675,837 | 34,816,485 | 35,398,536 | 38,205,057 | 38,701,723 | 1.30% |
| Property Tax Reserve | 0 | 0 | 0 | 0 | 1,907,662 | |
| Prior Year | 667,307 | 416,883 | 656,942 | 450,000 | 450,000 | 0.00% |
| Total Property Tax | 35,343,144 | 35,233,368 | 36,055,478 | 38,655,057 | 41,059,385 | 6.22% |
| SALES TAX: | | | | | | |
| General Sales Tax | 39,744,699 | 39,913,281 | 41,453,442 | 42,126,364 | 45,254,790 | 7.43% |
| Transportation Sales Tax | 3,615,392 | 3,610,259 | 3,744,801 | 5,480,000 | 5,500,000 | 0.36% |
| Total Sales Tax | 43,360,091 | 43,523,540 | 45,198,243 | 47,606,364 | 50,754,790 | 6.61% |
| UTILITY TAX: | | | | | | |
| Cable TV/Bch Adv | 658,624 | 572,895 | 482,007 | 466,353 | 392,559 | -15.82% |
| Telecommunications | 611,918 | 632,541 | 674,741 | 627,849 | 592,325 | -5.66% |
| Electricity | 6,001,180 | 6,342,648 | 7,234,482 | 7,568,912 | 8,369,685 | 10.58% |
| Gas | 4,655,889 | 4,043,847 | 2,689,691 | 3,410,740 | 2,808,339 | -17.66% |
| Total Utility Tax | 11,927,611 | 11,591,931 | 11,080,921 | 12,073,854 | 12,162,908 | 0.74% |
| LICENSES AND PERMITS: | | | | | | |
| Business & Econ. Services | 1,231,136 | 1,214,336 | 1,247,989 | 1,200,000 | 1,200,000 | 0.00% |
| Animal Licenses | 65,266 | 54,189 | 49,829 | 60,000 | 60,000 | 0.00% |
| Building Permits | 3,531,645 | 2,411,656 | 2,044,267 | 1,500,000 | 2,500,000 | 66.67% |
| Subdivision Fees | 212,183 | 198,101 | 284,456 | 180,000 | 196,000 | 8.89% |
| Disproportionate Service | 603,823 | 604,617 | 625,478 | 600,000 | 600,000 | 0.00% |
| Total Licenses & Permits | 5,644,053 | 4,482,899 | 4,252,019 | 3,540,000 | 4,556,000 | 28.70% |
| MISCELLANEOUS: | | | | | | |
| Taylorsville DS Reimb. | 137,000 | 137,000 | 0 | 0 | 0 | 0.00% |
| Taylorsville Contract Services | 330,851 | 305,911 | 307,388 | 320,000 | 450,000 | 40.63% |
| Animal Shelter Vaccinations | 4,801 | 4,192 | 3,958 | 10,000 | 10,000 | 0.00% |
| Animal Shelter Misc. Fees | 41,389 | 34,856 | 46,564 | 50,000 | 60,000 | 20.00% |
| Animal Shelter Donations | 16,198 | 14,725 | 15,450 | 20,000 | 20,000 | 0.00% |
| Animal Sterilization | 33,415 | 32,914 | 31,787 | 30,000 | 30,000 | 0.00% |
| Amphitheater | 445,630 | 373,691 | 590,253 | 500,000 | 600,000 | 20.00% |
| District Court Fines | 37,614 | 37,916 | 29,447 | 37,000 | 35,000 | -5.41% |
| Engineer Consultant Fees CED | 14,382 | 15,372 | 5,125 | 60,000 | 60,000 | 0.00% |
| Excavation Perm-Prop Bond | 475,316 | 364,153 | 425,159 | 300,000 | 300,000 | 0.00% |
| Fire Prevention/Haz Mat | 203,985 | 386,352 | 169,285 | 381,353 | 295,363 | -22.55% |
| Harman Home Donations | 60,000 | 60,000 | 63,953 | 60,000 | 60,000 | 0.00% |
| Harman Home Programs | 0 | 0 | 18,351 | 20,000 | 20,000 | 0.00% |
| Harman Home SL CO. | 14,090 | 18,786 | 23,483 | 18,786 | 18,786 | 0.00% |
| Indigent Defense | 22,304 | 9,599 | 5,031 | 10,000 | 10,000 | 0.00% |
| Miscellaneous | 310,992 | 576,132 | 592,673 | 375,000 | 550,000 | 46.67% |
| Operation My Hometown | 24,612 | 11,120 | 69,051 | 0 | 0 | 0.00% |
| Park Reservations/Activities | 13,051 | 12,425 | 13,640 | 8,000 | 8,000 | 0.00% |
| Parking Ticket Fines | 333,293 | 209,918 | 261,712 | 250,000 | 215,000 | -14.00% |
| Police Reimbursement | 478,347 | 404,179 | 336,538 | 175,000 | 300,000 | 71.43% |
| Police Reports | 136,306 | 129,257 | 120,802 | 100,000 | 100,000 | 0.00% |
| Professional Shop Services | 379,735 | 472,454 | 327,224 | 0 | 0 | 0.00% |
| Rent-Housing Authority | 42,000 | 42,000 | 52,000 | 0 | 0 | 0.00% |
| Rent-Redevelop Agency | 25,000 | 25,000 | 50,000 | 50,000 | 50,000 | 0.00% |
| Roads Funds HB244 2021 | 1,136,000 | 1,100,000 | 1,100,000 | 1,100,000 | 1,100,000 | 0.00% |
| Tower Lease | 147,651 | 49,830 | 71,196 | 93,000 | 72,000 | -22.58% |
| UIA | 1,142,020 | 1,228,243 | 0 | 1,277,864 | 1,303,422 | 2.00% |
| Vehicle Fees | 1,791,100 | 1,717,869 | 1,702,344 | 1,755,000 | 1,755,000 | 0.00% |
| WestFest | 0 | 0 | 0 | 140,000 | 140,000 | 0.00% |
| Total Miscellaneous | 7,797,083 | 7,773,894 | 6,432,414 | 7,141,003 | 7,562,571 | 5.90% |

WEST VALLEY CITY GENERAL FUND - FUND 10

REVENUE STATEMENT

| | Actual 2022-2023 | Actual 2023-2024 | Actual 2024-2025 | Adopted 2025-2026 | Interim 2026-2027 | Percent Change |
|-----------------------------------|---------------------|---------------------|---------------------|----------------------|----------------------|-------------------|
| JUSTICE COURT: | | | | | | |
| Small Claims Fees | 157,865 | 139,371 | 183,119 | 145,000 | 162,000 | 11.72% |
| Traffic Fines | 2,866,625 | 2,614,237 | 2,732,878 | 3,000,000 | 2,900,000 | -3.33% |
| Total Justice Court | 3,024,490 | 2,753,608 | 2,915,997 | 3,145,000 | 3,062,000 | -2.64% |
| ADMINISTRATIVE COURT: | | | | | | |
| ACE Program | 176,700 | 45,146 | 49,364 | 55,000 | 55,000 | 0.00% |
| Civil Penalties | 68,452 | 66,767 | 66,078 | 150,000 | 150,000 | 0.00% |
| Total Administrative Court | 245,152 | 111,913 | 115,442 | 205,000 | 205,000 | 0.00% |
| INTEREST: | | | | | | |
| Investment Interest | 2,571,997 | 3,977,606 | 2,884,187 | 3,400,000 | 2,692,015 | -20.82% |
| RDA Interest | 0 | 0 | 0 | 9,800 | 0 | -100.00% |
| Total Interest | 2,571,997 | 3,977,606 | 2,884,187 | 3,409,800 | 2,692,015 | -21.05% |
| OTHER: | | | | | | |
| Appro from Fund Bal - Fleet | 0 | 0 | 0 | 1,500,000 | 1,000,000 | -33.33% |
| Appropriation from Fund Balance | 0 | 0 | 0 | 1,558,964 | 817,434 | -47.57% |
| Reserved Funds | 0 | 0 | 0 | 300,000 | 300,000 | 0.00% |
| Reserved Debt Service Funds | 0 | 0 | 0 | 1,225,000 | 0 | -100.00% |
| Sale of Land/Assets | 39,042 | 80,461 | 58,502 | 0 | 0 | 0.00% |
| Total Other | 39,042 | 80,461 | 58,502 | 4,583,964 | 2,117,434 | -53.81% |
| Subtotal | 109,952,663 | 109,529,220 | 108,993,203 | 120,360,042 | 124,172,103 | 3.17% |
| RESTRICTED FUNDS: | | | | | | |
| Forfeited Assets | 14,074 | 0 | 140,044 | 0 | 0 | 0.0% |
| Bond Proceeds | 0 | 0 | 0 | 0 | 0 | 0.0% |
| Bond Interest | 85,267 | 0 | 104,211 | 0 | 0 | 0.0% |
| Total Restricted Funds | 99,341 | 0 | 244,255 | 0 | 0 | 0.0% |
| Grand Total | 110,052,004 | 109,529,220 | 109,237,458 | 120,360,042 | 124,172,103 | 3.17% |

**WEST VALLEY CITY GENERAL FUND - FUND 10
EXPENDITURE STATEMENT**

| | Actual 2022-2023 | Actual 2023-2024 | Actual 2024-2025 | Adopted 2025-2026 | Interim 2026-2027 | Percent Change |
|------------------------------------|-----------------------------|-----------------------------|-----------------------------|------------------------------|------------------------------|---------------------------|
| LEGISLATIVE: | | | | | | |
| City Council | 771,325 | 854,440 | 1,010,537 | 914,518 | 960,620 | 5.04% |
| Elections | 131,129 | 282,108 | 2,235 | 231,800 | 231,800 | 0.00% |
| Total Legislative | 902,454 | 1,136,548 | 1,012,772 | 1,146,318 | 1,192,420 | 4.02% |
| ADMINISTRATIVE: | | | | | | |
| City Manager | 1,294,708 | 1,004,525 | 1,225,303 | 1,533,322 | 1,566,412 | 2.16% |
| Justice Court | 2,171,492 | 2,223,373 | 2,421,092 | 2,539,318 | 2,634,835 | 3.76% |
| Information Technology | 2,816,708 | 2,932,805 | 3,488,141 | 3,397,290 | 3,651,736 | 7.49% |
| Central Services | 2,949,091 | 3,243,520 | 1,058,383 | 0 | 0 | 0.00% |
| Communications | 137,829 | 146,764 | 5,750 | 0 | 0 | 0.00% |
| Human Resources | 1,266,609 | 1,336,484 | 1,492,084 | 1,784,054 | 1,903,824 | 6.71% |
| Community & Media Relations | 735,801 | 982,645 | 886,814 | 989,714 | 1,053,972 | 6.49% |
| Recorder | 568,399 | 793,944 | 876,315 | 820,720 | 820,720 | 0.00% |
| Neighborhood Services | 0 | 0 | 532,619 | 912,604 | 1,318,899 | 44.52% |
| Animal Control | 1,389,313 | 1,586,402 | 1,827,065 | 1,865,637 | 2,123,747 | 13.83% |
| Ordinance Enforcement | 782,511 | 809,179 | 987,577 | 1,035,745 | 1,307,987 | 26.28% |
| Public Facilities | 1,891,051 | 1,960,369 | 2,116,624 | 2,176,037 | 2,389,865 | 9.83% |
| Total Administrative | 16,003,512 | 17,020,010 | 16,917,767 | 17,054,441 | 18,771,997 | 10.07% |
| NON-DEPARTMENTAL | | | | | | |
| UTOPIA | 4,387,257 | 4,475,002 | 4,564,503 | 4,696,666 | 4,789,627 | 1.98% |
| Benefits Accrual | 1,069,694 | 1,051,973 | 933,699 | 1,050,000 | 2,026,688 | 93.02% |
| Council Contingency Misc. | (249,760) | (250,000) | (250,000) | 0 | 0 | 0.00% |
| Professional/Technical | 0 | 0 | 12,540 | 175,000 | 175,000 | 0.00% |
| Special Projects | 1,581,264 | 0 | 0 | 0 | 0 | 0.00% |
| Utilities | 995,184 | 975,861 | 930,456 | 860,453 | 979,316 | 13.81% |
| Wage Under Runs | 0 | 0 | 0 | (2,000,000) | (2,000,000) | 0.00% |
| Storm Water (Prof.Service) | (495,308) | (485,744) | (495,944) | (558,744) | (558,744) | 0.00% |
| Sanitation (Prof.Service) | (532,531) | (532,531) | (532,531) | (612,531) | (612,531) | 0.00% |
| Ambulance (Prof.Service) | (400,000) | (400,000) | (400,000) | (722,018) | 0 | -100.00% |
| RDA (Prof.Service) | 0 | 0 | (297,028) | 0 | 0 | 0.00% |
| Transfers In | (197,269) | (635,782) | (2,325,229) | (835,000) | (4,882,018) | 484.67% |
| Fitness Center | 1,486,086 | 1,461,086 | 1,758,950 | 1,630,271 | 1,796,602 | 10.20% |
| Theater | 50,000 | 50,000 | 50,000 | 0 | 0 | 0.00% |
| Arena | 1,126,171 | 1,131,520 | 600,000 | 0 | 0 | 0.00% |
| Cultural Center | 1,312,587 | 1,709,226 | 1,443,086 | 1,560,244 | 1,539,614 | -1.32% |
| WV Arts Foundation | 205,960 | 437,313 | 2,775,795 | 0 | 0 | 0.00% |
| Capital Projects/Fleet Xfer to CIP | 2,878,066 | 5,804,904 | 1,342,084 | 1,900,000 | 1,812,000 | -4.63% |
| Transportation Sales Tax to CIP | 2,500,000 | 4,392,217 | 3,300,000 | 5,480,000 | 5,500,000 | 0.36% |
| The Ridge | 360,036 | 0 | 103,044 | 0 | 35,399 | 0.00% |
| Stonebridge Golf Course | 309,761 | 0 | 35,577 | 0 | 46,161 | 0.00% |
| Transfer Out | 421,260 | 0 | 0 | 0 | 0 | 0.00% |
| Total Non-Departmental | 16,808,457 | 19,185,045 | 13,549,002 | 12,624,341 | 10,647,114 | -15.66% |

**WEST VALLEY CITY GENERAL FUND - FUND 10
EXPENDITURE STATEMENT**

| | Actual 2022-2023 | Actual 2023-2024 | Actual 2024-2025 | Adopted 2025-2026 | Interim 2026-2027 | Percent Change |
|----------------------------------|-----------------------------|-----------------------------|-----------------------------|------------------------------|------------------------------|---------------------------|
| DEBT SERVICE: | | | | | | |
| Animal Shelter/CPD Facility | 742,550 | 740,950 | 0 | 0 | 0 | 0.00% |
| UCCC & Arena Equipment | 0 | 1,210,506 | 1,563,827 | 1,596,066 | 4,998,567 | 213.18% |
| Road Revenue Bonds | 1,099,371 | 1,097,380 | 1,094,608 | 1,099,352 | 1,099,552 | 0.02% |
| Bond Fees | 11,567 | 9,250 | 16,750 | 25,000 | 25,000 | 0.00% |
| USB #4 - Police Radios | 37,020 | 0 | 0 | 0 | 0 | 0.00% |
| USB #7 - Public Safety Radios | 39,949 | 9,987 | 0 | 0 | 0 | 0.00% |
| USB #9 - Public Safety Radios | 68,737 | 52,044 | 0 | 0 | 0 | 0.00% |
| USB #10 - Public Safety Radios | 88,747 | 88,747 | 0 | 0 | 0 | 0.00% |
| USB #13 - Data Backup System | 24,478 | 0 | 0 | 0 | 0 | 0.00% |
| USB #16 - Police Computers | 19,462 | 0 | 0 | 0 | 0 | 0.00% |
| USB #18 - Police Computers | 39,366 | 9,842 | 0 | 0 | 0 | 0.00% |
| USB #21 - I.T. Equipment | 50,304 | 0 | 0 | 0 | 0 | 0.00% |
| USB #22 - Police Computers | 29,710 | 29,711 | 14,855 | 0 | 0 | 0.00% |
| CRC Leases | 0 | 0 | 0 | 0 | 72,000 | 100.00% |
| Transfer Out | 0 | 0 | 0 | 0 | 0 | 0.00% |
| Fire Truck & Trailer to CIP | 70,342 | 70,342 | 70,341 | 35,171 | 0 | -100.00% |
| Energy Savings Projects to CIP | 275,221 | 283,630 | 293,702 | 303,423 | 312,781 | 3.08% |
| Fire Sta 71, 72 & 76 to BA | 517,600 | 524,500 | 520,500 | 523,900 | 523,650 | -0.05% |
| MBA S 2017-PD & Courts to BA | 2,235,650 | 2,238,650 | 2,235,250 | 2,234,500 | 2,236,500 | 0.09% |
| MBA S 2017-Parking to BA | 1,087,600 | 1,086,800 | 1,085,400 | 1,086,650 | 1,081,900 | -0.44% |
| MBA S 2019-Parks Bldg to BA | 211,454 | 220,791 | 220,791 | 220,573 | 221,587 | 0.46% |
| MBA S 2022-Courts Reno to BA | 0 | 382,500 | 385,750 | 383,500 | 386,000 | 0.65% |
| Subtotal | 6,649,129 | 8,055,630 | 7,501,775 | 7,508,135 | 10,957,537 | 45.94% |
| DEBT SERVICE (CONTINUED): | | | | | | |
| Transfers In: | | | | | | |
| Fire Impact Fees | (300,000) | (150,000) | (150,000) | (150,000) | (68,000) | -54.67% |
| Police Impact Fees | (450,000) | (250,000) | (250,000) | (250,000) | (200,000) | -20.00% |
| Debt Service Reserve (CIP) | (1,480,981) | (1,310,405) | (418,907) | (338,594) | (312,781) | -7.62% |
| RDA | 0 | (1,210,506) | (1,558,591) | (1,596,066) | (6,098,567) | 282.10% |
| Fitness Center | (71,658) | (73,848) | (76,470) | (79,001) | (81,438) | 3.08% |
| UCCC | (19,109) | (19,683) | (20,392) | (21,067) | (21,717) | 3.09% |
| Street Lights | (151,013) | (155,627) | (161,154) | (166,488) | (171,623) | 3.08% |
| Subtotal | (2,472,761) | (3,170,069) | (2,635,514) | (2,601,216) | (6,954,126) | 167.34% |
| Total Debt Service | 4,176,368 | 4,885,561 | 4,866,261 | 4,906,919 | 4,003,411 | -18.41% |

**WEST VALLEY CITY GENERAL FUND - FUND 10
EXPENDITURE STATEMENT**

| | Actual 2022-2023 | Actual 2023-2024 | Actual 2024-2025 | Adopted 2025-2026 | Interim 2026-2027 | Percent Change |
|-------------------------------------|-----------------------------|-----------------------------|-----------------------------|------------------------------|------------------------------|---------------------------|
| COMMUNITY DEVELOPMENT: | | | | | | |
| Administration | 512,091 | 1,088,737 | 640,025 | 431,571 | 430,169 | -0.32% |
| Planning Commission | 9,397 | 9,828 | 9,309 | 15,799 | 15,801 | 0.01% |
| Board of Adjustment | 1,796 | 1,613 | 129 | 4,126 | 4,126 | 0.00% |
| Building Inspection | 1,102,518 | 1,155,002 | 1,174,984 | 1,231,927 | 1,336,811 | 8.51% |
| Neighborhood Services | 123,789 | 290,864 | 13,444 | 0 | 0 | 0.00% |
| Planning & Zoning | 692,710 | 732,022 | 786,569 | 886,152 | 1,061,127 | 19.75% |
| Total Comm. & Econ. Dev. | 2,442,301 | 3,278,066 | 2,624,460 | 2,569,575 | 2,848,034 | 10.84% |
| FINANCE: | | | | | | |
| Administration | 501,297 | 594,127 | 518,804 | 642,012 | 647,752 | 0.89% |
| Purchasing | 139,377 | 150,023 | 154,441 | 156,927 | 165,130 | 5.23% |
| Business Licenses | 280,706 | 297,673 | 314,835 | 312,789 | 328,421 | 5.00% |
| Treasury | 310,500 | 334,816 | 342,966 | 357,796 | 375,130 | 4.84% |
| Accounting | 468,640 | 636,050 | 695,961 | 569,181 | 614,688 | 8.00% |
| Budget & Disbursements | 374,681 | 401,349 | 415,726 | 424,100 | 456,965 | 7.75% |
| Total Finance | 2,075,200 | 2,414,038 | 2,442,733 | 2,462,805 | 2,588,086 | 5.09% |
| FIRE: | | | | | | |
| Administration | 14,063,162 | 15,039,568 | 16,645,459 | 17,137,938 | 18,384,740 | 7.28% |
| Emergency Operations | 161,527 | 125,830 | 147,687 | 156,395 | 156,395 | 0.00% |
| Fire Prevention | 15,274 | 21,171 | 20,687 | 25,383 | 25,383 | 0.00% |
| Logistics | 540,075 | 550,682 | 768,689 | 718,895 | 593,895 | -17.39% |
| Special Operations | 474 | (2,603) | (2,166) | 21,335 | 21,335 | 0.00% |
| Development Services | 21,052 | 28,902 | 21,149 | 31,823 | 31,823 | 0.00% |
| Medical Services | 154,137 | 153,537 | 166,715 | 147,271 | 147,271 | 0.00% |
| Emergency Management | 0 | 36,518 | 2,502,837 | 4,040,319 | 4,239,384 | 4.93% |
| Total Fire | 14,955,702 | 15,953,605 | 20,271,057 | 22,279,359 | 23,600,226 | 5.93% |
| LEGAL: | | | | | | |
| Civil/Prosecutor/Risk | 2,511,857 | 2,571,031 | 2,669,951 | 3,060,614 | 3,271,452 | 6.89% |
| Risk Financing | 1,509,455 | 1,216,059 | 1,429,386 | 1,500,000 | 1,700,000 | 13.33% |
| Victim Assistance | 243,668 | 270,773 | 283,721 | 482,205 | 521,282 | 8.10% |
| Total Law | 4,264,980 | 4,057,863 | 4,383,058 | 5,042,819 | 5,492,734 | 8.92% |
| PARKS & RECREATION: | | | | | | |
| Parks & Rec. Administration | 576,074 | 929,907 | 717,753 | 915,759 | 984,996 | 7.56% |
| Park Maintenance | 2,188,085 | 2,336,521 | 3,022,261 | 3,160,383 | 3,295,056 | 4.26% |
| Recreation | 269,138 | 176,529 | (62,892) | 37,607 | 37,630 | 0.06% |
| Harman Home Operations | 265,673 | 335,593 | 440,709 | 378,159 | 393,130 | 3.96% |
| Total Parks & Recreation | 3,298,970 | 3,778,550 | 4,117,831 | 4,491,908 | 4,710,812 | 4.87% |

**WEST VALLEY CITY GENERAL FUND - FUND 10
EXPENDITURE STATEMENT**

| | Actual 2022-2023 | Actual 2023-2024 | Actual 2024-2025 | Adopted 2025-2026 | Interim 2026-2027 | Percent Change |
|-------------------------------------|-----------------------------|-----------------------------|-----------------------------|------------------------------|------------------------------|---------------------------|
| POLICE: | | | | | | |
| Administration | 34,901,996 | 37,540,313 | 39,955,545 | 40,541,515 | 43,106,771 | 6.33% |
| Records | 35,604 | 40,487 | 47,536 | 45,200 | 45,200 | 0.00% |
| Training | 170,300 | 173,835 | 130,958 | 203,611 | 203,611 | 0.00% |
| Crossing Guards | 681,681 | 693,640 | 852,022 | 845,368 | 846,507 | 0.13% |
| Evidence | 21,366 | 24,592 | 22,352 | 29,350 | 29,350 | 0.00% |
| Forensics | 36,517 | 48,264 | 46,194 | 47,600 | 47,600 | 0.00% |
| Community Policing | 24,497 | 25,538 | 28,349 | 22,710 | 22,710 | 0.00% |
| Investigation | 169,334 | 183,408 | 101,331 | 106,255 | 106,255 | 0.00% |
| Uniform Patrol | 83,162 | 79,952 | 80,648 | 91,510 | 91,510 | 0.00% |
| K-9 | 5,796 | 6,415 | 46,074 | 19,200 | 19,200 | 0.00% |
| S.W.A.T. Unit | 80,842 | 80,468 | 88,770 | 92,560 | 92,560 | 0.00% |
| Traffic Enforcement | 24,191 | 15,883 | 13,603 | 27,000 | 27,000 | 0.00% |
| Special Operations | 63,625 | 61,199 | 75,678 | 102,300 | 102,300 | 0.00% |
| Intelligence/Internal Affairs | 48,066 | 46,399 | 135,130 | 51,000 | 81,000 | 58.82% |
| Bomb Squad Unit | 2,296 | 1,881 | 5,458 | 7,500 | 7,500 | 0.00% |
| Drone Operations | 268 | 1,299 | 0 | 0 | 0 | 0.00% |
| Police Grants | (292,795) | (104,222) | (58,765) | 0 | 0 | 0.00% |
| Total Police | 36,056,746 | 38,919,351 | 41,570,883 | 42,232,679 | 44,829,074 | 6.15% |
| PUBLIC WORKS: | | | | | | |
| Administration | 539,541 | 671,072 | 695,278 | 605,977 | 720,496 | 18.90% |
| Highways | 1,295,917 | 1,381,036 | 1,474,885 | 1,057,479 | 1,214,350 | 14.83% |
| Transportation | 356,883 | 383,318 | 332,744 | 981,050 | 984,143 | 0.32% |
| Engineering | 788,580 | 1,137,479 | 1,153,281 | 1,257,334 | 1,175,918 | -6.48% |
| Fleet Maintenance | 1,245,603 | 1,413,271 | 1,461,260 | 1,510,597 | 1,393,288 | -7.77% |
| Total Public Works | 4,226,525 | 4,986,176 | 5,117,448 | 5,412,437 | 5,488,195 | 1.40% |
| COMMUNITY PRESERVATION | | | | | | |
| Administration | 320,596 | 384,989 | 94,237 | 136,441 | 0 | -100.00% |
| Total Community Preservation | 320,596 | 384,989 | 94,237 | 136,441 | 0 | -100.00% |
| Total Operating Expenses | 105,531,811 | 115,999,802 | 116,967,509 | 120,360,042 | 124,172,103 | 3.17% |
| RESTRICTED FUNDS: | | | | | | |
| Forfeited Assets | 0 | 0 | 0 | 0 | 0 | 0.00% |
| Total Restricted Funds | 0 | 0 | 0 | 0 | 0 | 0.00% |
| Grand Total | 105,531,811 | 115,999,802 | 116,967,509 | 120,360,042 | 124,172,103 | 3.17% |

WEST VALLEY CITY "C" ROADS - FUND 11

REVENUE STATEMENT

| | Actual 2022-2023 | Actual 2023-2024 | Actual 2024-2025 | Adopted 2025-2026 | Interim 2026-2027 | Percent Change |
|------------------------|---------------------|---------------------|---------------------|----------------------|----------------------|-------------------|
| "C" Roads | | | | | | |
| "C" Road Fund | 5,697,026 | 5,673,084 | 6,377,757 | 5,600,000 | 6,500,000 | |
| Misc. Revenue | 1,379,634 | 80,681 | 36,936 | 0 | 0 | |
| Interest Revenue | 80,616 | 251,636 | 270,501 | 0 | 0 | |
| Gain on Sale of Assets | 0 | 25,175 | 110,245 | 0 | 0 | |
| Subtotal | 7,157,276 | 6,030,576 | 6,795,439 | 5,600,000 | 6,500,000 | 16.07% |

WEST VALLEY CITY "C" ROADS - FUND 11

EXPENDITURE STATEMENT

| | Actual 2021-2022 | Actual 2023-2024 | Actual 2024-2025 | Adopted 2025-2026 | Interim 2026-2027 | Percent Change |
|--------------------------------|---------------------|---------------------|---------------------|----------------------|----------------------|-------------------|
| OPERATIONS: | | | | | | |
| Equipment | 55,099 | 39,913 | 230,535 | 35,000 | 35,000 | |
| Utilities | 1,527 | 0 | 0 | 0 | 0 | |
| Gasoline & Diesel | 71 | 1,281 | 1,595 | 2,000 | 2,000 | |
| Professional Svcs. (Intern) | 845,000 | 845,000 | 845,000 | 845,000 | 845,000 | |
| Professional Svcs. (Ext.) | 115,271 | 94,388 | 44,837 | 84,360 | 174,500 | |
| Special Supplies | 175,090 | 149,216 | 47,829 | 55,000 | 55,000 | |
| Signs | 0 | 586 | 0 | 0 | 0 | |
| Crack Seal | 569,797 | 654,907 | 703,445 | 740,000 | 740,000 | |
| Concrete & Salt | 214,393 | 235,902 | 211,420 | 280,000 | 340,000 | |
| Traffic Controls | 113 | 0 | 0 | 0 | 0 | |
| Capital Equipment | 506,123 | 579,630 | 824,610 | 354,000 | 48,000 | |
| Special Projects | 63,151 | 519,799 | 0 | 1,080,000 | 2,845,656 | |
| Transfer Out | 7,680 | 371,680 | 7,680 | 0 | 0 | |
| Subtotal Streets | 2,553,315 | 3,492,302 | 2,916,951 | 3,475,360 | 5,085,156 | 46.32% |
| ENGINEERING: | | | | | | |
| Software | 7,500 | 7,500 | 14,345 | 7,500 | 9,000 | |
| Professional Svcs. (Intern) | 570,000 | 570,000 | 633,784 | 670,000 | 620,000 | |
| Professional Svcs. (Ext.) | 2,500 | 0 | 0 | 0 | 0 | |
| Special Supplies | 0 | 14,995 | 0 | 0 | 0 | |
| Special Projects | 0 | 340,910 | 10,610 | 685,539 | 0 | |
| Subtotal Engineering | 580,000 | 933,405 | 658,739 | 1,363,039 | 629,000 | -53.85% |
| TRANSPORTATION: | | | | | | |
| Equipment | (3,651) | 0 | 0 | 1,000 | 1,000 | |
| Utilities | 13,087 | 11,316 | 14,246 | 13,000 | 15,000 | |
| Professional Svcs. (Ext.) | 284,649 | 255,426 | 309,775 | 360,000 | 370,000 | |
| Signs | 38,059 | 34,434 | 53,163 | 40,000 | 50,000 | |
| Traffic Controls | 12,309 | 6,914 | 21,578 | 20,000 | 21,000 | |
| Capital Equipment | 10,270 | 0 | 0 | 0 | 0 | |
| Special Projects | 50,175 | 27,865 | 31,700 | 60,000 | 60,000 | |
| Transfer Out | 256,411 | 267,867 | 1,006,999 | 267,601 | 268,844 | |
| Subtotal Transportation | 661,309 | 603,822 | 1,437,461 | 761,601 | 785,844 | 3.18% |
| Total Expenditures | 3,794,624 | 5,029,529 | 5,013,151 | 5,600,000 | 6,500,000 | 16.07% |

WEST VALLEY CITY FITNESS CENTER - FUND 21

REVENUE STATEMENT

| | Actual 2022-2023 | Actual 2023-2024 | Actual 2024-2025 | Adopted 2025-2026 | Interim 2026-2027 | Percent Change |
|-----------------------------|---------------------|---------------------|---------------------|----------------------|----------------------|-------------------|
| FITNESS CENTER: | | | | | | |
| Facility Drop-In Fees | 465,956 | 500,083 | 487,106 | 560,000 | 560,000 | |
| Annual Passes | 914,457 | 949,196 | 987,624 | 1,500,000 | 1,500,000 | |
| Activity Area | 305,888 | 326,887 | 362,608 | 375,000 | 375,000 | |
| Children's Area | 172,076 | 246,823 | 265,998 | 425,000 | 425,000 | |
| Aquatics | 143,566 | 166,684 | 197,683 | 200,000 | 200,000 | |
| Community Rooms | 29,135 | 35,322 | 34,305 | 40,000 | 40,000 | |
| Pro Shop | 16,970 | 17,163 | 13,210 | 30,000 | 30,000 | |
| Snack Bar/Catering | 143,648 | 162,624 | 175,551 | 190,000 | 190,000 | |
| Sports Programs | 159,160 | 172,188 | 197,146 | 205,000 | 205,000 | |
| Miscellaneous Rev. | 55,954 | 70,782 | 70,466 | 65,000 | 65,000 | |
| WestFest | 175,641 | 124,590 | 122,855 | 0 | 0 | |
| Total Fitness Center | 2,582,449 | 2,772,342 | 2,914,552 | 3,590,000 | 3,590,000 | 0.00% |

WEST VALLEY CITY FITNESS CENTER - FUND 21

EXPENDITURE STATEMENT

| | Actual 2022-2023 | Actual 2023-2024 | Actual 2024-2025 | Adopted 2025-2026 | Interim 2026-2027 | Percent Change |
|-------------------------------|---------------------|---------------------|---------------------|----------------------|----------------------|-------------------|
| FITNESS CENTER: | | | | | | |
| Transfers In GF/ | | | | | | |
| Operating Infusion | (1,546,086) | (1,461,086) | (1,943,577) | (1,630,271) | (1,796,602) | |
| Permanent Employees | 1,130,166 | 1,190,546 | 1,233,011 | 1,303,500 | 1,457,363 | |
| O.T. Employees | 37,656 | 49,268 | 51,203 | 17,000 | 17,000 | |
| Temporary Employees | 1,142,010 | 1,216,763 | 1,363,910 | 1,405,834 | 1,405,834 | |
| Additional Pay | 254 | 0 | 0 | 1,000 | 1,000 | |
| Employee Benefits | 613,970 | 655,171 | 669,320 | 746,147 | 756,178 | |
| Uniform Allowance | 238 | 279 | 0 | 0 | 0 | |
| Books & Dues | (1,280) | 1,021 | 2,467 | 1,300 | 1,300 | |
| Advertising | 9,839 | 12,580 | 9,504 | 25,000 | 25,000 | |
| Travel & Training | 19,083 | 25,098 | 27,810 | 23,000 | 23,000 | |
| Office Supplies | 26,482 | 36,053 | 30,310 | 43,000 | 43,000 | |
| Snack Bar | 120,689 | 145,233 | 138,856 | 140,000 | 140,000 | |
| Equipment Maint. | 246,852 | 247,404 | 364,094 | 225,000 | 225,000 | |
| Gasoline & Diesel | 3,925 | 3,277 | 3,572 | 4,000 | 4,000 | |
| Software | 41,790 | 45,560 | 48,923 | 45,390 | 45,390 | |
| Building/Grounds | 54,246 | 66,542 | 50,216 | 51,000 | 51,000 | |
| Utilities | 563,566 | 428,173 | 351,949 | 366,499 | 366,499 | |
| Telephone | 12,849 | 13,132 | 12,522 | 12,000 | 12,000 | |
| Professional Services | 363,254 | 357,743 | 479,887 | 380,000 | 380,000 | |
| General Health | 3,405 | 5,338 | 4,036 | 5,000 | 5,000 | |
| Special Supplies | 32,366 | 47,359 | 17,532 | 37,000 | 37,000 | |
| Healthy Community Grant | 2,336 | 35,687 | 27,789 | 0 | 0 | |
| Children's Programs | 73,309 | 66,561 | 84,752 | 85,000 | 85,000 | |
| Programs | 38,731 | 41,916 | 31,837 | 45,000 | 45,000 | |
| Aquatics | 23,472 | 21,187 | 92,910 | 25,000 | 25,000 | |
| WestFest | 109,815 | 101,517 | 150,306 | 0 | 0 | |
| Insurance | 72,967 | 79,688 | 84,821 | 74,600 | 74,600 | |
| Capital Equipment | 162,359 | 49,170 | 0 | 50,000 | 50,000 | |
| Capital Res.(Transfer to BA) | 30,000 | 30,000 | 30,000 | 30,000 | 30,000 | |
| Debt Service (Transfer to GL) | 71,658 | 73,848 | 76,470 | 79,001 | 81,438 | |
| Appropriation to Fund Balance | 0 | 0 | 0 | 0 | 0 | |
| Total Fitness Center | 3,459,922 | 3,585,028 | 3,494,430 | 3,590,000 | 3,590,000 | 0.00% |

**WEST VALLEY CITY ARENA - FUND 25
REVENUE STATEMENT**

| | Actual 2022-2023 | Actual 2023-2024 | Actual 2024-2025 | Adopted 2025-2026 | Interim 2026-2027 | Percent Change |
|-----------------------|-----------------------------|-----------------------------|-----------------------------|------------------------------|------------------------------|---------------------------|
| ARENA REVENUES | <u>7,780,912</u> | <u>9,906,387</u> | <u>9,958,116</u> | <u>9,697,000</u> | <u>11,901,404</u> | 22.73% |

**WEST VALLEY CITY ARENA - FUND 25
EXPENDITURE STATEMENT**

| | Actual 2022-2023 | Actual 2023-2024 | Actual 2024-2025 | Adopted 2025-2026 | Interim 2026-2027 | Percent Change |
|--------------------|-----------------------------|-----------------------------|-----------------------------|------------------------------|------------------------------|---------------------------|
| ARENA: | | | | | | |
| Operations | 6,596,715 | 7,561,893 | 7,795,379 | 9,597,000 | 8,701,404 | |
| Transfers Out | 2,500,700 | 2,475,000 | 2,476,000 | 2,467,000 | 5,569,750 | |
| Transfers In | (3,863,043) | (3,179,368) | (2,976,000) | (2,367,000) | (2,369,750) | |
| Total Arena | <u>5,234,372</u> | <u>6,857,525</u> | <u>7,295,379</u> | <u>9,697,000</u> | <u>11,901,404</u> | 22.73% |

**WEST VALLEY CITY SANITATION - FUND 27
REVENUE STATEMENT**

| | Actual 2022-2023 | Actual 2023-2024 | Actual 2024-2025 | Adopted 2025-2026 | Interim 2026-2027 | Percent Change |
|---------------------------------|-----------------------------|-----------------------------|-----------------------------|------------------------------|------------------------------|---------------------------|
| SANITATION: | | | | | | |
| Garbage Fees | 6,368,590 | 6,883,902 | 7,109,292 | 7,100,000 | 7,100,000 | |
| Clean & Beautiful Donations | 0 | 1,000 | 1,000 | 0 | 0 | |
| Interest | 466 | 1,143 | 1,257 | 0 | 0 | |
| Appropriation from Fund Balance | 0 | 0 | 0 | 263,538 | 992,214 | |
| Total | <u>6,369,056</u> | <u>6,886,045</u> | <u>7,111,549</u> | <u>7,363,538</u> | <u>8,092,214</u> | 9.90% |

**WEST VALLEY CITY SANITATION - FUND 27
EXPENDITURE STATEMENT**

| | Actual 2022-2023 | Actual 2023-2024 | Actual 2024-2025 | Adopted 2025-2026 | Interim 2026-2027 | Percent Change |
|--------------------------------|-----------------------------|-----------------------------|-----------------------------|------------------------------|------------------------------|---------------------------|
| SANITATION: | | | | | | |
| Permanent Employees | 139,964 | 160,064 | 103,381 | 0 | 0 | |
| O.T. Employees | 811 | 1,938 | 42 | 0 | 0 | |
| Employee Benefits | 52,238 | 72,757 | 41,496 | 0 | 0 | |
| Books/Subscriptions | 0 | 0 | 0 | 650 | 650 | |
| Public Notice/Advert | 0 | 167 | 0 | 0 | 0 | |
| Travel & Training | 880 | 279 | 0 | 2,500 | 2,500 | |
| Office Supplies | 7,008 | 6,543 | 5,751 | 7,000 | 7,000 | |
| Gasoline & Diesel | 7,482 | 7,681 | 7,610 | 6,000 | 6,000 | |
| Auto Parts | 6,732 | 5,203 | 1,871 | 7,000 | 7,000 | |
| Prof. Services Internal | 1,222,056 | 1,226,035 | 1,227,366 | 1,577,260 | 1,602,010 | |
| Prof. Services External | 3,316,273 | 3,466,111 | 3,661,538 | 3,808,128 | 4,542,054 | |
| Landfill Fees | 1,493,245 | 1,543,404 | 1,519,216 | 1,700,000 | 1,700,000 | |
| Special Supplies | 143,313 | 175,822 | 102,539 | 180,000 | 190,000 | |
| Insurance | 0 | 0 | 1,691 | 0 | 0 | |
| Capital Equipment | 72,232 | 35,382 | 0 | 0 | 0 | |
| Transfer Out | 0 | 0 | 0 | 0 | 0 | |
| Transfer In | 0 | 0 | (5,938) | 0 | 0 | |
| Clean & Beautiful Expenses | 8,803 | 9,708 | 9,208 | 0 | 0 | |
| Clean & Beautiful Transfer Out | 26,145 | 26,145 | 26,145 | 75,000 | 35,000 | |
| Total | <u>6,497,182</u> | <u>6,737,239</u> | <u>6,701,916</u> | <u>7,363,538</u> | <u>8,092,214</u> | 9.90% |

WEST VALLEY CITY ROAD IMPACT FEES - FUND 31

REVENUE STATEMENT

| | Actual 2022-2023 | Actual 2023-2024 | Actual 2024-2025 | Adopted 2025-2026 | Interim 2026-2027 | Percent Change |
|------------------|-----------------------------|-----------------------------|-----------------------------|------------------------------|------------------------------|---------------------------|
| Road Impact Fees | 580,374 | 395,212 | 350,582 | 200,000 | 200,000 | |
| Interest | 12,486 | 33,898 | 33,821 | 0 | 0 | |
| Total | 592,859 | 429,110 | 384,403 | 200,000 | 200,000 | 0.00% |

WEST VALLEY CITY ROAD IMPACT FEES - FUND 31

EXPENDITURE STATEMENT

| | Actual 2022-2023 | Actual 2023-2024 | Actual 2024-2025 | Adopted 2025-2026 | Interim 2026-2027 | Percent Change |
|---------------------------|-----------------------------|-----------------------------|-----------------------------|------------------------------|------------------------------|---------------------------|
| Professional Services | 100,000 | 30,000 | 30,000 | 30,000 | 30,000 | |
| Road Projects | 4,270 | 0 | 0 | 170,000 | 170,000 | |
| Transfer Out | 850,000 | 0 | 0 | 0 | 0 | |
| Total Expenditures | 954,270 | 30,000 | 93,085 | 200,000 | 200,000 | 0.00% |

WEST VALLEY CITY PARK IMPACT FEES - FUND 32

REVENUE STATEMENT

| | Actual 2022-2023 | Actual 2023-2024 | Actual 2024-2025 | Adopted 2025-2026 | Interim 2026-2027 | Percent Change |
|----------------------|-----------------------------|-----------------------------|-----------------------------|------------------------------|------------------------------|---------------------------|
| Park Impact Fees | 1,322,599 | 346,882 | 242,991 | 1,000,000 | 1,000,000 | |
| Interest | 54,480 | 147,726 | 45,292 | 0 | 0 | |
| Total Revenue | 1,377,079 | 494,608 | 288,283 | 1,000,000 | 1,000,000 | 0.00% |

WEST VALLEY CITY PARK IMPACT FEES - FUND 32

EXPENDITURE STATEMENT

| | Actual 2022-2023 | Actual 2023-2024 | Actual 2024-2025 | Adopted 2025-2026 | Interim 2026-2027 | Percent Change |
|---------------------------|-----------------------------|-----------------------------|-----------------------------|------------------------------|------------------------------|---------------------------|
| Park Impact Expenses | 982,822 | 1,142,992 | 2,004,567 | 1,000,000 | 1,000,000 | |
| Transfers Out | 0 | 0 | 9,400 | 0 | 0 | |
| Transfers In | 0 | 0 | (70,000) | 0 | 0 | |
| Total Expenditures | 982,822 | 1,142,992 | 1,943,967 | 1,000,000 | 1,000,000 | 0.00% |

WEST VALLEY CITY FIRE IMPACT FEES - FUND 33

REVENUE STATEMENT

| | Actual 2022-2023 | Actual 2023-2024 | Actual 2024-2025 | Adopted 2025-2026 | Interim 2026-2027 | Percent Change |
|------------------------------|-----------------------------|-----------------------------|-----------------------------|------------------------------|------------------------------|---------------------------|
| Fire Impact Fees - Facility | 186,364 | 88,342 | 50,588 | 150,000 | 68,000 | |
| Fire Impact Fees - Apparatus | 21,231 | 13,122 | 6,859 | 67,866 | 67,866 | |
| Interest | 13,078 | 25,144 | 15,217 | 0 | 0 | |
| Total Revenue | 220,673 | 126,608 | 72,664 | 217,866 | 135,866 | -37.64% |

WEST VALLEY CITY FIRE IMPACT FEES - FUND 33

EXPENDITURE STATEMENT

| | Actual 2022-2023 | Actual 2023-2024 | Actual 2024-2025 | Adopted 2025-2026 | Interim 2026-2027 | Percent Change |
|--------------------------------------|-----------------------------|-----------------------------|-----------------------------|------------------------------|------------------------------|---------------------------|
| Transfer Out FS 74 & Fire Truck Debt | 300,000 | 150,000 | 287,733 | 217,866 | 135,866 | |
| Total Expenditures | 300,000 | 150,000 | 287,733 | 217,866 | 135,866 | -37.64% |

WEST VALLEY CITY POLICE IMPACT FEES - FUND 34

REVENUE STATEMENT

| | Actual 2022-2023 | Actual 2023-2024 | Actual 2024-2025 | Adopted 2025-2026 | Interim 2026-2027 | Percent Change |
|----------------------|---------------------|---------------------|---------------------|----------------------|----------------------|-------------------|
| Police Impact Fees | 321,767 | 140,051 | 102,902 | 250,000 | 200,000 | |
| Interest | 13,255 | 25,634 | 14,891 | 0 | 0 | |
| Total Revenue | 335,022 | 165,685 | 117,793 | 250,000 | 200,000 | -20.00% |

WEST VALLEY CITY POLICE IMPACT FEES - FUND 34

EXPENDITURE STATEMENT

| | Actual 2022-2023 | Actual 2023-2024 | Actual 2024-2025 | Adopted 2025-2026 | Interim 2026-2027 | Percent Change |
|-------------------------------------|---------------------|---------------------|---------------------|----------------------|----------------------|-------------------|
| Police Debt Serv Transfer to Gen Fd | 450,000 | 250,000 | 253,800 | 250,000 | 200,000 | |
| Total Expenditures | 450,000 | 250,000 | 253,800 | 250,000 | 200,000 | -20.00% |

WEST VALLEY CITY FLOOD IMPACT FEES - FUND 35

REVENUE STATEMENT

| | Actual 2022-2023 | Actual 2023-2024 | Actual 2024-2025 | Adopted 2025-2026 | Interim 2026-2027 | Percent Change |
|---------------------------|---------------------|---------------------|---------------------|----------------------|----------------------|-------------------|
| FLOOD IMPACT FEES: | | | | | | |
| Riter District | 10,677 | 7,406 | 25,564 | 0 | 0 | |
| Westridge District | 0 | 3,493 | 0 | 0 | 0 | |
| Lake Park District | 0 | 0 | 22,890 | 0 | 0 | |
| Interest | 0 | 14,000 | 10,929 | 0 | 0 | |
| Total Revenue | 10,677 | 24,899 | 59,383 | 0 | 0 | 0.00% |

WEST VALLEY CITY FLOOD IMPACT FEES - FUND 35

EXPENDITURE STATEMENT

| | Actual 2022-2023 | Actual 2023-2024 | Actual 2024-2025 | Adopted 2025-2026 | Interim 2026-2027 | Percent Change |
|--------------------------|---------------------|---------------------|---------------------|----------------------|----------------------|-------------------|
| Decker | 0 | 0 | 0 | 0 | 0 | |
| Jordan District | 0 | 0 | 0 | 0 | 0 | |
| Riter District | 0 | 0 | 0 | 0 | 0 | |
| Lake Park District | 56,770 | 0 | 0 | 0 | 0 | |
| Transfer Out | 0 | 0 | 300,488 | 0 | 0 | |
| Total Expenditure | 56,770 | 0 | 300,488 | 0 | 0 | 0.00% |

WEST VALLEY CITY STORM WATER UTILITY - FUND 36

REVENUE STATEMENT

| | Actual 2022-2023 | Actual 2023-2024 | Actual 2024-2025 | Adopted 2025-2026 | Interim 2026-2027 | Percent Change |
|---------------------------------|---------------------|---------------------|---------------------|----------------------|----------------------|-------------------|
| STORM WATER UTILITY: | | | | | | |
| Storm Water Utility Fees | 5,484,928 | 5,676,099 | 5,735,716 | 5,600,000 | 5,700,000 | |
| Interest Income | 22,613 | 47,646 | 59,328 | 0 | 0 | |
| Penalties/Late Fees | 86,415 | 83,452 | 76,933 | 0 | 0 | |
| Gain on Sale of Assets | 41,093 | (203,200) | 7,600 | 0 | 0 | |
| Miscellaneous Revenue | 0 | (170) | 1,644 | 0 | 0 | |
| Appropriation from Fund Balance | 0 | 0 | 0 | 73,000 | 0 | |
| Total Revenue | 5,635,049 | 5,603,827 | 5,881,221 | 5,673,000 | 5,700,000 | 0.48% |

WEST VALLEY CITY STORM WATER UTILITY - FUND 36

EXPENDITURE STATEMENT

| | Actual 2022-2023 | Actual 2023-2024 | Actual 2024-2025 | Adopted 2025-2026 | Interim 2026-2027 | Percent Change |
|--|---------------------|---------------------|---------------------|----------------------|----------------------|-------------------|
| STORMWATER OPERATIONS: | | | | | | |
| Travel & Training | 2,074 | 3,250 | 2,268 | 8,000 | 8,000 | |
| Office Supplies | 0 | 1,078 | 645 | 2,000 | 2,000 | |
| Equip Maintenance | 2,016 | 50,813 | 94,873 | 60,000 | 175,000 | |
| Fuel | 38,645 | 47,752 | 36,730 | 25,000 | 25,000 | |
| Auto Maintenance | 52,000 | 52,000 | 52,000 | 52,000 | 52,000 | |
| Vehicle Parts | 46,169 | 85,269 | 67,156 | 60,000 | 60,000 | |
| Utilities | 19,522 | 17,895 | 23,903 | 35,000 | 35,000 | |
| Prof./Tech (internal) | 521,605 | 521,604 | 521,604 | 521,604 | 521,604 | |
| Prof./Tech. (external) | 67,480 | 65,235 | 84,411 | 115,000 | 115,000 | |
| Special Supplies | 62,288 | 82,102 | 84,448 | 75,000 | 75,000 | |
| Insurance | 4,206 | 16,825 | 23,732 | 10,000 | 10,000 | |
| Capital Equipment | 8,000 | 11,716 | 655,645 | 125,000 | 410,000 | |
| Depreciation | 1,560,031 | 1,601,470 | 0 | 0 | 0 | |
| Subtotal | 2,384,036 | 2,557,009 | 1,647,415 | 1,088,604 | 1,488,604 | 36.74% |
| STORMWATER ENIGEERING PROJECTS: | | | | | | |
| Books/Dues | 800 | 610 | 290 | 800 | 800 | |
| Travel & Training | 2,571 | 7,080 | 6,151 | 9,700 | 9,700 | |
| Office Supplies | 4,361 | 1,682 | 27 | 2,800 | 2,800 | |
| Equip. Maintenance | 1,520 | 0 | 11,800 | 1,800 | 1,800 | |
| Fuel | 5,419 | 0 | 345 | 5,000 | 5,000 | |
| Software | 17,500 | 17,500 | 7,500 | 17,500 | 19,000 | |
| Prof/Tech (internal) | 511,364 | 511,364 | 511,364 | 784,693 | 665,561 | |
| Prof./Tech. (external) | 16,952 | 15,604 | (865) | 0 | 0 | |
| Special Supplies | 4,066 | 17,906 | 3,823 | 3,000 | 3,000 | |
| Special Projects | 85,897 | 327,546 | 2,753,450 | 2,421,138 | 2,139,776 | |
| Capital Equipment | 0 | 0 | 0 | 0 | 0 | |
| Capitalized Spec Proj | (1,824,276) | (331,166) | 0 | 0 | 0 | |
| Subtotal | (1,173,826) | 568,126 | 3,293,885 | 3,246,431 | 2,847,437 | -12.29% |
| STORMWATER ADMINISTRATON: | | | | | | |
| Public Notices | 19,985 | 21,326 | 42,652 | 21,326 | 21,327 | |
| Travel/Training | 62 | 185 | 0 | 2,000 | 2,000 | |
| Office Supplies | 844 | 1,388 | 5,050 | 4,000 | 4,000 | |
| Prof/Tech (internal) | 911,683 | 923,158 | 1,201,225 | 1,035,038 | 1,059,788 | |
| Prof./Tech. (external) | 5,825 | 271,867 | 4,000 | 8,000 | 8,000 | |
| Transfer Out | 2,070,152 | 0 | 38,097,737 | 267,601 | 268,844 | |
| Subtotal | 3,008,551 | 1,217,924 | 39,350,664 | 1,337,965 | 1,363,959 | 1.94% |
| Total Expenditure | 4,218,761 | 4,343,059 | 44,291,964 | 5,673,000 | 5,700,000 | 0.48% |

THE DIVISION OF ARTS AND CULTURE - FUND 37

REVENUE STATEMENT

| | Actual 2022-2023 | Actual 2023-2024 | Actual 2024-2025 | Adopted 2025-2026 | Interim 2026-2027 | Percent Change |
|-----------------------------|---------------------|---------------------|---------------------|----------------------|----------------------|-------------------|
| Cultural Center: | | | | | | |
| Miscellaneous | 10,484 | 0 | 0 | 0 | 0 | |
| Cultural Center Revenue | 253,772 | 363,820 | 412,209 | 300,000 | 208,000 | |
| Amphitheater | 1,191 | 40 | 0 | 0 | 0 | |
| Concessions/Alcohol Revenue | 16,057 | 32,263 | 25,769 | 14,000 | 12,000 | |
| Membership/Season Tickets | 8,790 | 1,519 | 0 | 0 | 0 | |
| Catering Commission | 0 | 4,601 | 22,829 | 12,000 | 12,000 | |
| Art Sales | 0 | 0 | 12,965 | 12,000 | 6,000 | |
| Donations | 0 | 0 | 24,248 | 0 | 0 | |
| Gallery Exhibits/Receptions | 0 | 0 | 885 | 0 | 0 | |
| Artrageous | 0 | 0 | 250 | 0 | 0 | |
| Day of the Dead | 0 | 0 | 20,646 | 12,000 | 12,000 | |
| Total Revenue | 290,294 | 402,243 | 519,801 | 350,000 | 250,000 | -28.57% |

THE DIVISION OF ARTS AND CULTURE - FUND 37

EXPENDITURE STATEMENT

| | Actual 2022-2023 | Actual 2023-2024 | Actual 2024-2025 | Adopted 2025-2026 | Interim 2026-2027 | Percent Change |
|-------------------------------------|---------------------|---------------------|---------------------|----------------------|----------------------|-------------------|
| Operations: | | | | | | |
| Permanent Employees | 1,269,545 | 1,355,581 | 1,197,469 | 827,090 | 750,334 | |
| Overtime | 15,062 | 21,634 | 4,984 | 10,000 | 10,000 | |
| Temporary Employees | 87,226 | 111,150 | 94,607 | 84,050 | 84,050 | |
| Employee Benefits | 484,602 | 498,947 | 410,518 | 324,870 | 280,346 | |
| Books & Dues | 6,424 | 4,384 | 3,072 | 5,000 | 5,000 | |
| Advertising | 1,310 | 6,425 | 2,461 | 5,000 | 5,000 | |
| Travel & Training | 2,325 | 6,936 | 766 | 6,000 | 6,000 | |
| Office Supplies | 23,841 | 24,674 | 22,601 | 23,000 | 23,000 | |
| Equip. Maintenance | 3,143 | 20,500 | 26,427 | 20,500 | 20,500 | |
| Gasoline | 472 | 841 | 386 | 1,250 | 1,250 | |
| Auto Maintenance | 99 | 67 | 0 | 900 | 900 | |
| Auto Parts | 223 | 49 | 494 | 900 | 900 | |
| Software | 19,231 | 13,516 | 11,044 | 20,000 | 20,000 | |
| Building & Grounds | 39,054 | 51,459 | 48,171 | 50,000 | 50,000 | |
| Utilities | 141,919 | 147,016 | 179,774 | 148,889 | 148,889 | |
| Telephone | 15,830 | 18,930 | 15,830 | 12,000 | 12,000 | |
| Contingency | 71,162 | 61,053 | 726 | 50,000 | 50,000 | |
| Professional Services | 12,848 | 19,955 | 16,676 | 8,028 | 8,028 | |
| Sister City | 0 | 400 | 0 | 0 | 0 | |
| General Health | 417 | 745 | 107 | 250 | 250 | |
| Special Supplies | 66,104 | 56,209 | 144,191 | 25,000 | 25,000 | |
| Signs | 835 | 1,805 | 2,434 | 2,500 | 2,500 | |
| Insurance | 0 | 0 | 0 | 10,000 | 10,000 | |
| Sold Services | (14,462) | (23,508) | (102,410) | 0 | 0 | |
| Capiral Equipment | 0 | 0 | (6,285) | 0 | 0 | |
| Special Projects | 19,572 | 33,563 | 22,444 | 35,000 | 35,000 | |
| Gallery Exhibits/Receptions | 0 | 150 | 29,867 | 20,000 | 20,000 | |
| WorldStage Concerts | 0 | 1,150 | (650) | 0 | 0 | |
| Artrageous | 0 | 0 | 38,166 | 53,000 | 53,000 | |
| Summer Concerts | 0 | 800 | 15,054 | 30,000 | 30,000 | |
| Day of the Dead Celebration | 0 | 0 | 20,683 | 10,000 | 10,000 | |
| Pop-Up Art | 0 | 43 | 0 | 0 | 0 | |
| Wasatch International Food Festival | 0 | 0 | 0 | 60,000 | 60,000 | |
| Cost of Goods Sold | 0 | 1,040 | 0 | 0 | 0 | |
| Transfer Out | 19,109 | 19,683 | 20,392 | 21,067 | 21,717 | |
| Transfer In from GF | (1,312,587) | (1,709,226) | (1,443,086) | (1,560,244) | (1,539,614) | |
| Transfer In from Foundation | (222,000) | (521,856) | 0 | 0 | 0 | |
| Subtotal Operations | 751,304 | 224,115 | 776,913 | 304,050 | 204,050 | -32.89% |
| Maintenance: | | | | | | |
| Equipment Maintenance | 19,010 | 12,605 | 15,263 | 16,450 | 16,450 | |
| Gasoline | 0 | 0 | 0 | 3,500 | 3,500 | |
| Building & Grounds | 22,515 | 15,910 | 22,709 | 26,000 | 26,000 | |
| Subtotal Maintenance | 41,525 | 28,515 | 37,972 | 45,950 | 45,950 | 0.00% |
| Total Expenditures | 792,829 | 252,630 | 814,885 | 350,000 | 250,000 | -28.57% |

WEST VALLEY CITY STREET LIGHTS - FUND 39

REVENUE STATEMENT

| | Actual 2022-2023 | Actual 2023-2024 | Actual 2024-2025 | Adopted 2025-2026 | Interim 2026-2027 | Percent Change |
|---------------------------------|---------------------|---------------------|---------------------|----------------------|----------------------|-------------------|
| STREET LIGHTS: | | | | | | |
| Misc. Revenue | 8,278 | 8,729 | 12,634 | 0 | 0 | |
| Street Light Fees | 1,254,449 | 1,262,695 | 1,159,614 | 1,250,000 | 1,150,000 | |
| Appropriation from Fund Balance | 0 | 0 | 0 | 761 | 113,298 | |
| Total | 1,262,727 | 1,271,424 | 1,172,248 | 1,250,761 | 1,263,298 | 1.00% |

WEST VALLEY CITY STREET LIGHTS - FUND 39

EXPENDITURE STATEMENT

| | Actual 2022-2023 | Actual 2023-2024 | Actual 2024-2025 | Adopted 2025-2026 | Interim 2026-2027 | Percent Change |
|-------------------------------|---------------------|---------------------|---------------------|----------------------|----------------------|-------------------|
| STREET LIGHTS: | | | | | | |
| Permanent Employees | 128,805 | 191,781 | 229,156 | 226,730 | 243,435 | |
| O.T. Employees | 3,315 | 1,937 | 1,270 | 1,000 | 1,000 | |
| Temporary Employees | 0 | 0 | 0 | 4,000 | 4,000 | |
| Employee Benefits | 49,919 | 76,935 | 95,589 | 94,858 | 86,316 | |
| Bks/Subscriptions/Memberships | 116 | 116 | 346 | 500 | 500 | |
| Travel/Training | 308 | 906 | 378 | 4,000 | 4,000 | |
| Office Supplies | 198 | 299 | 0 | 0 | 0 | |
| Equipment Maintenance | 141,298 | 435,712 | 95,325 | 200,000 | 200,000 | |
| Gasoline & Diesel | 6,260 | 7,390 | 6,293 | 15,000 | 15,000 | |
| Utilities | 136,761 | 147,538 | 149,840 | 120,000 | 150,000 | |
| Prof./Tech (internal) | 78,975 | 43,550 | 43,550 | 52,190 | 57,690 | |
| Prof./Tech. (external) | 140,376 | 141,711 | 66,371 | 150,000 | 100,000 | |
| Special Supplies | 511 | 268 | 0 | 0 | 0 | |
| Sold Services | 0 | 0 | (623) | 0 | 0 | |
| Capital Equipment | 171,516 | 180,487 | 205,425 | 0 | 0 | |
| Special Projects | 0 | 592,558 | 40,933 | 215,995 | 229,734 | |
| Transfer Out | 151,013 | 155,627 | 691,950 | 166,488 | 171,623 | |
| Transfer In | 0 | (2,360) | 0 | 0 | 0 | |
| Total | 1,009,371 | 1,974,455 | 1,625,803 | 1,250,761 | 1,263,298 | 1.00% |

CAPITAL IMPROVEMENTS FUND - FUND 45

REVENUE STATEMENT

| | Actual 2022-2023 | Actual 2023-2024 | Actual 2024-2025 | Adopted 2025-2026 | Interim 2026-2027 | Percent Change |
|--|---------------------|---------------------|---------------------|----------------------|----------------------|-------------------|
| REVENUES: | | | | | | |
| Fed/State Capital Projects | 500,000 | 500,000 | 524,715 | 0 | 0 | |
| SL County Capital Projects | 0 | 0 | 760,441 | 0 | 0 | |
| Fire Apparatus Reimbursement | 108,164 | 234,318 | 0 | 0 | 0 | |
| Developer Capital Fees/Contrib. | 819,500 | 0 | 0 | 0 | 0 | |
| Miscellaneous | 589,028 | 2,365,951 | 230,815 | 0 | 0 | |
| Interest | 234,795 | 317,577 | 253,161 | 0 | 0 | |
| Gain on Sale of Asset | 214,986 | 193,493 | 241,191 | 0 | 0 | |
| Total Revenues | 2,466,473 | 3,611,339 | 2,010,323 | 0 | 0 | 0.0% |
| OTHER SOURCES: | | | | | | |
| Bond/Lease Proceeds | 40 | 5 | 1,750,375 | 0 | 0 | |
| Appropriation from Fund Balance | 0 | 0 | 0 | 3,895,594 | 872,781 | |
| Total Other Sources | 40 | 5 | 1,750,375 | 3,895,594 | 872,781 | -77.60% |
| Total Revenue and Other Sources | 2,466,513 | 3,611,344 | 3,760,698 | 3,895,594 | 872,781 | -77.60% |

CAPITAL IMPROVEMENTS FUND - FUND 45

EXPENDITURE STATEMENT

| | Actual 2022-2023 | Actual 2023-2024 | Actual 2024-2025 | Adopted 2025-2026 | Interim 2026-2027 | Percent Change |
|--|-----------------------------|-----------------------------|-----------------------------|------------------------------|------------------------------|---------------------------|
| EXPENDITURES: | | | | | | |
| Sold Services | (76,057) | (184,500) | (774,983) | 0 | 0 | |
| Capital Equipment | 0 | 0 | 114,191 | 0 | 0 | |
| 2450 S Roadway Extension | 319,035 | 0 | 0 | 0 | 0 | |
| Safe Sidewalks | 67,302 | 0 | 0 | 0 | 0 | |
| Special Projects | 10,700 | 0 | 950,277 | 0 | 0 | |
| Facilities Projects | 205,858 | 766,149 | 1,217,385 | 400,000 | 400,000 | |
| PW/RDA Weed Management | 0 | 0 | 7,584 | 0 | 0 | |
| PW-Engineering Renovation | 166,756 | 0 | 0 | 0 | 0 | |
| Legal/RDA Office Remodel | 21,300 | 390,688 | 0 | 0 | 0 | |
| Arena Renovation | 500,000 | 0 | 0 | 0 | 0 | |
| Concrete Repairs Centennial Pool | 0 | 0 | 0 | 0 | 150,000 | |
| Lighting Pickleball Courts/Skate Park | 0 | 372,610 | 0 | 0 | 0 | |
| Wetlands Park | 0 | 229,524 | 3,420,997 | 0 | 0 | |
| Cultural Center Basement Project | (4,669) | 0 | 0 | 0 | 0 | |
| Parkway Blvd Widening | 399,721 | 0 | 2,865 | 0 | 0 | |
| 4100 S Reconstruction | 0 | 24,085 | 0 | 0 | 0 | |
| City Courts/Legal Bldg | 8,148,954 | 73,523 | 40,000 | 0 | 0 | |
| 4700 S Reconstruction | 2,150,603 | 19,405 | 0 | 0 | 0 | |
| 2700 W Improvement Project | (3,644) | 4,628 | 0 | 0 | 0 | |
| Energy Efficiency Upgrades | 413,929 | 277,981 | 69,356 | 0 | 0 | |
| Crosstowne Trail | 4,081 | 2,008,564 | 215,165 | 0 | 0 | |
| Veterans Memorial Park | 0 | 0 | 1,524,843 | 0 | 0 | |
| 6800 West Improvements | 0 | 0 | 51,950 | 0 | 0 | |
| 2022 Pedestrian Ramps | 312,772 | 0 | 0 | 0 | 0 | |
| Lancer Way Reconstruction | 300,075 | 9,200 | 1,796,815 | 0 | 0 | |
| 4100 S HAWK Signals Project | 158,110 | 19,563 | 0 | 0 | 0 | |
| 6800 West Pond Overflow | 9,635 | 258,968 | 21,311 | 0 | 0 | |
| 3900 S Roadway Improvements | 0 | 0 | 21,903 | 0 | 0 | |
| UTA Midvalley BRT | 0 | 49,250 | 0 | 0 | 0 | |
| SFR Widening Project | 0 | 101,326 | 480,804 | 0 | 0 | |
| 3500 S Sidewalks | 0 | 300,000 | 0 | 0 | 0 | |
| Street Sign Replacement Project | 0 | 119,577 | 86,969 | 0 | 0 | |
| 4000 West Improvements | 0 | 69,150 | 0 | 0 | 0 | |
| Bangerter Highway Betterments | 0 | 2,000,000 | 0 | 0 | 0 | |
| Parkway Blvd Wetland Road | 0 | 264,819 | 572,767 | 0 | 0 | |
| 7200 W Reconstruction | 0 | 0 | 4,776 | 0 | 0 | |
| 2024-25 Sidewalk Repair Project | 0 | 0 | 163,482 | 0 | 0 | |
| BFP - WVC Bridge Replacements | 0 | 0 | 211,224 | 0 | 0 | |
| 2025 Street Light Project | 0 | 0 | 652,173 | 0 | 0 | |
| 3200 W SR-201 (UDOT) - APT Bettermen | 0 | 0 | 100,000 | 0 | 0 | |
| 5900 West Extension Project | 0 | 0 | 3,200 | 0 | 0 | |
| Overlay Projects | 4,791,345 | 965,949 | 3,014,815 | 0 | 0 | |
| Transportation Sales Tax Projects | 0 | 0 | 0 | 5,230,000 | 5,500,000 | |
| Sidewalk Repair Projects | 0 | 0 | 0 | 250,000 | 0 | |
| City Hall Parking Lot Replacement | 0 | 0 | 0 | 1,500,000 | 0 | |
| Chinese Gate Repair | 0 | 0 | 0 | 80,000 | 0 | |
| City Hall HVAC Controls | 0 | 0 | 0 | 157,000 | 0 | |
| City's General Plan Update | 0 | 0 | 0 | 300,000 | 0 | |
| Parkway Park Playground Replacement | 0 | 0 | 0 | 50,000 | 0 | |
| Indoor Pool Filtration Salt Water System | 0 | 0 | 0 | 135,000 | 0 | |
| Fassio Park Fence | 0 | 82,156 | 0 | 0 | 0 | |
| N. Frontage Rd Improvement Project | 0 | 0 | 0 | 0 | 3,000,000 | |
| Admin Special Projects | 0 | 0 | 29,130 | 0 | 0 | |
| Finance Special Projects | 1,526 | 0 | 0 | 0 | 0 | |
| Legal Speical Projects | 0 | 237,500 | 0 | 0 | 0 | |
| Police Special Projects | 0 | 0 | 152,558 | 0 | 0 | |
| Fire Special Projects | 583,615 | 0 | 270,500 | 0 | 0 | |
| Parks Special Projects | 74,025 | 0 | 0 | 0 | 0 | |
| CEC Speical Projects | 0 | 0 | 0 | 0 | 262,000 | |
| Rolling Stock | 1,830,622 | 3,608,941 | 2,107,045 | 2,000,000 | 1,000,000 | |
| Rolling Stock Lease Payments | 559,044 | 566,454 | 695,759 | 618,943 | 593,129 | |
| Transfers Out | 1,897,643 | 3,041,206 | 3,132,498 | 1,173,594 | 872,781 | |
| Transfers In | (14,126,498) | (11,536,576) | (8,189,791) | (7,998,943) | (10,905,129) | |
| Total Expenditures | 8,715,783 | 4,140,140 | 12,167,568 | 3,895,594 | 872,781 | -77.60% |

**THE RIDGE GOLF CLUB FUND - FUND 55
REVENUE STATEMENT**

| | Actual 2022-2023 | Actual 2023-2024 | Actual 2024-2025 | Adopted 2025-2026 | Interim 2026-2027 | Percent Change |
|---------------------------------|-----------------------------|-----------------------------|-----------------------------|------------------------------|------------------------------|---------------------------|
| OPERATING REVENUE: | | | | | | |
| Green Fees | 800,231 | 1,021,865 | 1,164,084 | 1,040,000 | 1,040,000 | |
| Driving Range | 18,312 | 0 | 0 | 60,000 | 60,000 | |
| Carts | 381,035 | 471,110 | 498,690 | 500,000 | 500,000 | |
| Pull Carts | 36 | 0 | 0 | 0 | 0 | |
| Golf Club Rentals | 1,972 | 3,112 | 3,621 | 2,000 | 2,000 | |
| Gratuities - Operations | 5,815 | 13,915 | 15,178 | 6,000 | 6,000 | |
| Pro Shop | 194,210 | 243,099 | 234,807 | 210,000 | 210,000 | |
| Grill/Catering | 337,177 | 362,156 | 373,282 | 400,000 | 400,000 | |
| Room Rental | 31,927 | 96,281 | 17,423 | 0 | 0 | |
| Gratuities - Grill & Catering | 31,382 | 20,033 | 26,142 | 61,000 | 61,000 | |
| Miscellaneous | 2,019 | 5,000 | 125 | 5,000 | 5,000 | |
| Gain on Sale of Assets | 10,555 | 0 | 20,000 | 0 | 0 | |
| Appropriation from Fund Balance | 0 | 0 | 0 | 308,591 | 517,943 | |
| Total Revenue | 1,814,672 | 2,236,571 | 2,353,352 | 2,592,591 | 2,801,943 | 8.08% |

**THE RIDGE GOLF CLUB FUND - FUND 55
EXPENSE STATEMENT**

| | Actual 2022-2023 | Actual 2023-2024 | Actual 2024-2025 | Adopted 2025-2026 | Interim 2026-2027 | Percent Change |
|-------------------------------------|-----------------------------|-----------------------------|-----------------------------|------------------------------|------------------------------|---------------------------|
| OPERATING EXPENSES | | | | | | |
| OPERATIONS: | | | | | | |
| Personnel | 384,337 | 419,229 | 470,382 | 455,750 | 534,328 | |
| Operations | 161,486 | 160,137 | 161,025 | 187,564 | 187,564 | |
| Professional Services | 82,868 | 54,561 | 110,237 | 71,405 | 71,405 | |
| Utilities | 27,234 | 29,818 | 23,734 | 36,000 | 36,000 | |
| Operations Subtotal | 655,925 | 663,745 | 765,378 | 750,719 | 829,297 | 10.47% |
| MAINTENANCE: | | | | | | |
| Personnel | 349,148 | 392,336 | 465,153 | 454,677 | 490,453 | |
| Operating Supplies | 230,807 | 259,292 | 106,092 | 230,760 | 230,760 | |
| Utilities | 147,320 | 180,628 | 227,732 | 196,250 | 196,250 | |
| Maintenance Subtotal | 727,275 | 832,256 | 798,977 | 881,687 | 917,463 | 4.06% |
| GRILL/CATERING | | | | | | |
| Personnel | 306,607 | 380,842 | 378,896 | 370,954 | 386,457 | |
| Operating Supplies | 37,477 | 52,684 | 87,704 | 66,100 | 66,100 | |
| Snack Bar Subtotal | 344,084 | 433,526 | 466,600 | 437,054 | 452,557 | 3.55% |
| COST OF SALES: | | | | | | |
| Cost of Goods Sold | 151,450 | 187,671 | 218,658 | 125,000 | 125,000 | |
| Grill/Snack Bar | 110,764 | 129,675 | 187,542 | 170,000 | 170,000 | |
| Depreciation | 220,688 | 224,151 | 339,168 | 228,131 | 343,025 | |
| Cost of Sales Subtotal | 482,902 | 541,497 | 745,368 | 523,131 | 638,025 | 21.96% |
| Total Operating Expenses | 2,210,187 | 2,471,024 | 2,776,323 | 2,592,591 | 2,837,342 | 9.44% |
| NON-OPERATING EXPENSES: | | | | | | |
| Transfer In | (360,036) | (517,530) | (103,044) | 0 | (35,399) | |
| Total Non-Operating Expenses | (360,036) | (517,530) | (103,044) | 0 | (35,399) | 0.00% |
| Total Expenses | 1,850,151 | 1,953,494 | 2,673,279 | 2,592,591 | 2,801,943 | 8.08% |

STONEBRIDGE GOLF COURSE FUND - FUND 57

REVENUE STATEMENT

| | Actual 2022-2023 | Actual 2023-2024 | Actual 2024-2025 | Adopted 2025-2026 | Interim 2026-2027 | Percent Change |
|---------------------------------|---------------------|---------------------|---------------------|----------------------|----------------------|-------------------|
| OPERATING REVENUE: | | | | | | |
| Green Fees | 1,272,289 | 1,371,385 | 1,332,965 | 1,300,000 | 1,300,000 | |
| Driving Range | 15,337 | 0 | 0 | 30,000 | 30,000 | |
| Carts | 435,534 | 512,834 | 556,913 | 550,000 | 550,000 | |
| Pull Carts | 241 | 0 | 0 | 0 | 0 | |
| Rental Clubs | 11,108 | 11,961 | 9,534 | 11,000 | 11,000 | |
| Gratuities - Operations | 12,903 | 12,008 | 17,642 | 17,000 | 17,000 | |
| Pro Shop | 256,017 | 287,473 | 266,240 | 275,000 | 275,000 | |
| Grill/Catering | 602,092 | 628,041 | 598,012 | 600,000 | 600,000 | |
| Room Rental | 3,036 | 1,190 | 14,499 | 0 | 0 | |
| Gratuities - Grill & Catering | 61,762 | 23,172 | 19,159 | 75,000 | 75,000 | |
| Misc. | (2,659) | 49 | 222 | 5,000 | 5,000 | |
| Total Op. Revenue | 2,667,660 | 2,848,113 | 2,815,186 | 2,863,000 | 2,863,000 | 0.00% |
| NON-OPERATING REVENUE: | | | | | | |
| Gain on Sale of Assets | 0 | 13,500 | 0 | 0 | 0 | |
| Interest | 0 | 0 | 0 | 0 | 0 | |
| Appropriation from Fund Balance | 0 | 0 | 0 | 187,555 | 318,966 | |
| Total Non-Operating Rev | 0 | 13,500 | 0 | 187,555 | 318,966 | 70.07% |
| Total Revenue | 2,667,660 | 2,861,613 | 2,815,186 | 3,050,555 | 3,181,966 | 4.31% |

STONEBRIDGE GOLF COURSE FUND - FUND 57

EXPENSE STATEMENT

| | Actual 2022-2023 | Actual 2023-2024 | Actual 2024-2025 | Adopted 2025-2026 | Interim 2026-2027 | Percent Change |
|-------------------------------------|---------------------|---------------------|---------------------|----------------------|----------------------|-------------------|
| OPERATING EXPENSES | | | | | | |
| OPERATIONS: | | | | | | |
| Personnel | 437,580 | 542,122 | 580,446 | 588,275 | 582,020 | |
| Operations | 205,609 | 212,578 | 197,182 | 249,631 | 249,631 | |
| Professional Services | 123,879 | 52,937 | 91,535 | 130,000 | 130,000 | |
| Utilities | 54,536 | 53,257 | 47,682 | 50,000 | 50,000 | |
| Operations Subtotal | 821,605 | 860,894 | 916,845 | 1,017,906 | 1,011,651 | -0.61% |
| MAINTENANCE: | | | | | | |
| Personnel | 419,599 | 458,139 | 496,532 | 501,646 | 550,332 | |
| Operating Supplies | 270,212 | 271,033 | 197,384 | 273,051 | 273,051 | |
| Utilities | 149,025 | 192,823 | 232,681 | 195,750 | 195,750 | |
| Maintenance Subtotal | 838,836 | 921,995 | 926,597 | 970,447 | 1,019,133 | 5.02% |
| GRILL/CATERING: | | | | | | |
| Personnel | 360,365 | 389,384 | 343,803 | 373,945 | 416,377 | |
| Operating Supplies | 59,583 | 46,283 | 49,755 | 82,400 | 82,400 | |
| Snack Bar Subtotal | 419,948 | 435,667 | 393,558 | 456,345 | 498,777 | 9.30% |
| COST OF SALES: | | | | | | |
| Cost of Goods Sold | 174,648 | 197,028 | 189,012 | 180,000 | 180,000 | |
| Grill/Snack Bar | 183,358 | 186,324 | 171,975 | 230,000 | 230,000 | |
| Depreciation | 108,786 | 155,107 | 225,087 | 195,857 | 288,566 | |
| Cost of Sales Subtotal | 466,793 | 538,459 | 586,074 | 605,857 | 698,566 | 15.30% |
| Total Oper Expenses | 2,547,183 | 2,757,015 | 2,823,074 | 3,050,555 | 3,228,127 | 5.82% |
| NON-OPERATING EXPENSES: | | | | | | |
| Sales Tax Rev Bonds S 2016 | 0 | 0 | 0 | 0 | 0 | |
| Transfer In | (309,761) | (573,169) | (383,126) | 0 | (46,161) | 0.0% |
| Transfer Out | 0 | 0 | 0 | 0 | 0 | |
| Total Non-Operating Expenses | (309,761) | (573,169) | (383,126) | 0 | (46,161) | 0.0% |
| Total Expenses | 2,237,422 | 2,183,846 | 2,439,948 | 3,050,555 | 3,181,966 | 4.31% |

**GRANTS - FUND 60
REVENUE STATEMENT**

| | Actual 2022-2023 | Actual 2023-2024 | Actual 2024-2025 | Adopted 2025-2026 | Interim 2026-2027 | Percent Change |
|-----------------------------|-----------------------------|-----------------------------|-----------------------------|------------------------------|------------------------------|---------------------------|
| CDBG Projects | 1,542,103 | 2,283,817 | 1,544,105 | 1,066,000 | 1,073,357 | |
| HOME & Federal Grants | 786,151 | 657,690 | 687,830 | 0 | 0 | |
| State Grants | 485,872 | 187,016 | 155,377 | 0 | 0 | |
| Other Governmental Agencies | 12,572 | 136,695 | 680,638 | 0 | 0 | |
| Subtotal | 2,826,698 | 3,265,218 | 3,067,950 | 1,066,000 | 1,073,357 | 0.69% |

**GRANTS - FUND 60
EXPENDITURE STATEMENT**

| | Actual 2022-2023 | Actual 2023-2024 | Actual 2024-2025 | Adopted 2025-2026 | Interim 2026-2027 | Percent Change |
|-----------------------------|-----------------------------|-----------------------------|-----------------------------|------------------------------|------------------------------|---------------------------|
| Personnel | 158,117 | 119,923 | 159,812 | 169,425 | 188,960 | |
| General Operations | 92,194 | 48,453 | 82,479 | 0 | 0 | |
| CDBG Projects | 1,291,792 | 2,115,441 | 1,304,329 | 896,575 | 884,397 | |
| HOME & Federal Grants | 798,868 | 660,577 | 1,185,866 | 0 | 0 | |
| State Grants | 477,163 | 320,822 | 242,979 | 0 | 0 | |
| Other Governmental Agencies | 0 | 0 | 95,000 | 0 | 0 | |
| Subtotal | 2,818,134 | 3,265,216 | 3,070,465 | 1,066,000 | 1,073,357 | 0.69% |

AMBULANCE FUND - FUND 66

REVENUE STATEMENT

| | Actual 2022-2023 | Actual 2023-2024 | Actual 2024-2025 | Adopted 2025-2026 | Interim 2026-2027 | Percent Change |
|---------------------------------|-----------------------------|-----------------------------|-----------------------------|------------------------------|------------------------------|---------------------------|
| OPERATING REVENUE: | | | | | | |
| Ambulance Fees | 3,558,937 | 3,485,315 | 3,840,364 | 3,589,588 | 4,657,882 | |
| Collections Proceeds | 79,547 | 68,135 | 85,826 | 90,000 | 90,000 | |
| Gain on Sale of Assets | 7,790 | 0 | 0 | 0 | 0 | |
| Misc. | 0 | 18,620 | 0 | 0 | 0 | |
| Appropriation from Fund Balance | 0 | 0 | 0 | 0 | 0 | |
| Total Operating Revenue | 3,646,274 | 3,572,070 | 3,926,190 | 3,679,588 | 4,747,882 | 29.03% |

AMBULANCE FUND - FUND 66

EXPENSE STATEMENT

| | Actual 2022-2023 | Actual 2023-2024 | Actual 2024-2025 | Adopted 2025-2026 | Interim 2026-2027 | Percent Change |
|-------------------------------------|-----------------------------|-----------------------------|-----------------------------|------------------------------|------------------------------|---------------------------|
| OPERATING EXPENSES | | | | | | |
| OPERATIONS | | | | | | |
| Permanent Employees | 1,048,814 | 1,133,636 | 1,175,023 | 1,287,657 | 1,437,525 | |
| Overtime | 87,660 | 112,333 | 89,000 | 46,970 | 60,000 | |
| Additional Pay | 2,550 | 1,021 | 729 | 0 | 0 | |
| Employee Benefits | 476,252 | 480,867 | 481,729 | 511,215 | 631,827 | |
| Benefit Expense | (284,740) | (321,370) | (73,511) | 0 | 0 | |
| Uniform Allowance | 13,400 | 14,100 | 13,600 | 14,400 | 15,600 | |
| Travel/Training | 9,126 | 8,088 | 1,964 | 5,825 | 7,000 | |
| Office Supplies | 0 | 0 | 155 | 2,390 | 2,500 | |
| Equipment Maint. | 2,710 | 0 | 0 | 2,987 | 3,000 | |
| Gas/Diesel | 48,655 | 38,508 | 36,397 | 30,588 | 32,000 | |
| Auto Maintenance | 64,920 | 58,705 | 45,105 | 52,974 | 55,000 | |
| Auto Parts | 60,837 | 56,100 | 36,409 | 43,000 | 45,000 | |
| Prof/Tech WVC | 400,000 | 400,000 | 612,483 | 722,018 | 0 | |
| Billing Services | 182,990 | 426,335 | 269,665 | 165,000 | 260,000 | |
| Ambulance Service Provider Assess. | 152,359 | 174,154 | 160,757 | 115,000 | 255,000 | |
| Public Safety Supplies | 87,931 | 233,533 | 86,819 | 93,450 | 115,000 | |
| Insurance | 26,150 | 538 | 5,337 | 7,650 | 7,650 | |
| Capital Equipment | 0 | 2,000 | 0 | 0 | 0 | |
| Depreciation | 430,717 | 380,692 | 393,142 | 322,981 | 343,280 | |
| Total Operating Expenses | 2,810,329 | 3,199,240 | 3,334,803 | 3,424,105 | 3,270,382 | -4.49% |
| NON-OPERATING EXPENSES: | | | | | | |
| Lease Agreement | 27,043 | 372,213 | 371,708 | 43,000 | 43,000 | |
| Transfer Out | 211,483 | 0 | 0 | 212,483 | 1,434,500 | |
| Transfer In | (230,442) | (12,000) | (29,763) | 0 | 0 | |
| Total Non-Operating Expenses | 8,085 | 360,213 | 341,945 | 255,483 | 1,477,500 | 478.32% |
| Total Expenses | 2,818,414 | 3,559,453 | 3,676,748 | 3,679,588 | 4,747,882 | 29.03% |



Property Tax Rate Increase

The City is considering levying a tax rate that exceeds the City's certified tax rate. The proposed tax rate increase would generate approximately \$1,907,662 of additional ad valorem tax revenue to be used to pay for additional operational and employee compensation costs. The proposed tax rate increase would increase the City's ad valorem tax revenue by approximately 5%. If the City proceeds with the proposed tax rate increase, the City will provide notice of and conduct a public hearing, as required by Utah Code Section 59-2-919(4)(c).

WEST VALLEY CITY GENERAL FUND - FUND 10
 Budget Form
 REVENUE STATEMENT

| | Actual 2022-2023 | Actual 2023-2024 | Actual 2024-2025 | Adopted 2025-2026 | Interim 2026-2027 | Percent Change |
|-------------------------------------|---------------------|---------------------|---------------------|----------------------|----------------------|-------------------|
| PROPERTY TAX: | | | | | | |
| Current Year | 34,675,837 | 34,816,485 | 35,398,536 | 38,205,057 | 38,701,723 | 1.30% |
| Property Tax Reserve | 0 | 0 | 0 | 0 | 1,907,662 | |
| Prior Year | 667,307 | 416,883 | 656,942 | 450,000 | 450,000 | 0.00% |
| Total Property Tax | 35,343,144 | 35,233,368 | 36,055,478 | 38,655,057 | 41,059,385 | 6.22% |
| SALES TAX: | | | | | | |
| General Sales Tax | 39,744,699 | 39,913,281 | 41,453,442 | 42,126,364 | 45,254,790 | 7.43% |
| Transportation Sales Tax | 3,615,392 | 3,610,259 | 3,744,801 | 5,480,000 | 5,500,000 | 0.36% |
| Total Sales Tax | 43,360,091 | 43,523,540 | 45,198,243 | 47,606,364 | 50,754,790 | 6.61% |
| UTILITY TAX: | | | | | | |
| Cable TV/Bch Adv | 658,624 | 572,895 | 482,007 | 466,353 | 392,559 | -15.82% |
| Telecommunications | 611,918 | 632,541 | 674,741 | 627,849 | 592,325 | -5.66% |
| Electricity | 6,001,180 | 6,342,648 | 7,234,482 | 7,568,912 | 8,369,685 | 10.58% |
| Gas | 4,655,889 | 4,043,847 | 2,689,691 | 3,410,740 | 2,808,339 | -17.66% |
| Total Utility Tax | 11,927,611 | 11,591,931 | 11,080,921 | 12,073,854 | 12,162,908 | 0.74% |
| LICENSES AND PERMITS: | | | | | | |
| Business & Econ. Services | 1,231,136 | 1,214,336 | 1,247,989 | 1,200,000 | 1,200,000 | 0.00% |
| Animal Licenses | 65,266 | 54,189 | 49,829 | 60,000 | 60,000 | 0.00% |
| Building Permits | 3,531,645 | 2,411,656 | 2,044,267 | 1,500,000 | 2,500,000 | 66.67% |
| Subdivision Fees | 212,183 | 198,101 | 284,456 | 180,000 | 196,000 | 8.89% |
| Disproportionate Service | 603,823 | 604,617 | 625,478 | 600,000 | 600,000 | 0.00% |
| Total Licenses & Permits | 5,644,053 | 4,482,899 | 4,252,019 | 3,540,000 | 4,556,000 | 28.70% |
| MISCELLANEOUS: | | | | | | |
| Taylorsville DS Reimb. | 137,000 | 137,000 | 0 | 0 | 0 | 0.00% |
| Taylorsville Contract Services | 330,851 | 305,911 | 307,388 | 320,000 | 450,000 | 40.63% |
| Animal Shelter Vaccinations | 4,801 | 4,192 | 3,958 | 10,000 | 10,000 | 0.00% |
| Animal Shelter Misc. Fees | 41,389 | 34,856 | 46,564 | 50,000 | 60,000 | 20.00% |
| Animal Shelter Donations | 16,198 | 14,725 | 15,450 | 20,000 | 20,000 | 0.00% |
| Animal Sterilization | 33,415 | 32,914 | 31,787 | 30,000 | 30,000 | 0.00% |
| Amphitheater | 445,630 | 373,691 | 590,253 | 500,000 | 600,000 | 20.00% |
| District Court Fines | 37,614 | 37,916 | 29,447 | 37,000 | 35,000 | -5.41% |
| Engineer Consultant Fees CED | 14,382 | 15,372 | 5,125 | 60,000 | 60,000 | 0.00% |
| Excavation Perm-Prop Bond | 475,316 | 364,153 | 425,159 | 300,000 | 300,000 | 0.00% |
| Fire Prevention/Haz Mat | 203,985 | 386,352 | 169,285 | 381,353 | 295,363 | -22.55% |
| Harman Home Donations | 60,000 | 60,000 | 63,953 | 60,000 | 60,000 | 0.00% |
| Harman Home Programs | 0 | 0 | 18,351 | 20,000 | 20,000 | 0.00% |
| Harman Home SL CO. | 14,090 | 18,786 | 23,483 | 18,786 | 18,786 | 0.00% |
| Indigent Defense | 22,304 | 9,599 | 5,031 | 10,000 | 10,000 | 0.00% |
| Miscellaneous | 310,992 | 576,132 | 592,673 | 375,000 | 550,000 | 46.67% |
| Operation My Hometown | 24,612 | 11,120 | 69,051 | 0 | 0 | 0.00% |
| Park Reservations/Activities | 13,051 | 12,425 | 13,640 | 8,000 | 8,000 | 0.00% |
| Parking Ticket Fines | 333,293 | 209,918 | 261,712 | 250,000 | 215,000 | -14.00% |
| Police Reimbursement | 478,347 | 404,179 | 336,538 | 175,000 | 300,000 | 71.43% |
| Police Reports | 136,306 | 129,257 | 120,802 | 100,000 | 100,000 | 0.00% |
| Professional Shop Services | 379,735 | 472,454 | 327,224 | 0 | 0 | 0.00% |
| Rent-Housing Authority | 42,000 | 42,000 | 52,000 | 0 | 0 | 0.00% |
| Rent-Redevelop Agency | 25,000 | 25,000 | 50,000 | 50,000 | 50,000 | 0.00% |
| Roads Funds HB244 2021 | 1,136,000 | 1,100,000 | 1,100,000 | 1,100,000 | 1,100,000 | 0.00% |
| Tower Lease | 147,651 | 49,830 | 71,196 | 93,000 | 72,000 | -22.58% |
| UIA | 1,142,020 | 1,228,243 | 0 | 1,277,864 | 1,303,422 | 2.00% |
| Vehicle Fees | 1,791,100 | 1,717,869 | 1,702,344 | 1,755,000 | 1,755,000 | 0.00% |
| WestFest | 0 | 0 | 0 | 140,000 | 140,000 | 0.00% |
| Total Miscellaneous | 7,797,083 | 7,773,894 | 6,432,414 | 7,141,003 | 7,562,571 | 5.90% |

WEST VALLEY CITY GENERAL FUND - FUND 10

REVENUE STATEMENT

| | Actual 2022-2023 | Actual 2023-2024 | Actual 2024-2025 | Adopted 2025-2026 | Interim 2026-2027 | Percent Change |
|-----------------------------------|---------------------|---------------------|---------------------|----------------------|----------------------|-------------------|
| JUSTICE COURT: | | | | | | |
| Small Claims Fees | 157,865 | 139,371 | 183,119 | 145,000 | 162,000 | 11.72% |
| Traffic Fines | 2,866,625 | 2,614,237 | 2,732,878 | 3,000,000 | 2,900,000 | -3.33% |
| Total Justice Court | 3,024,490 | 2,753,608 | 2,915,997 | 3,145,000 | 3,062,000 | -2.64% |
| ADMINISTRATIVE COURT: | | | | | | |
| ACE Program | 176,700 | 45,146 | 49,364 | 55,000 | 55,000 | 0.00% |
| Civil Penalties | 68,452 | 66,767 | 66,078 | 150,000 | 150,000 | 0.00% |
| Total Administrative Court | 245,152 | 111,913 | 115,442 | 205,000 | 205,000 | 0.00% |
| INTEREST: | | | | | | |
| Investment Interest | 2,571,997 | 3,977,606 | 2,884,187 | 3,400,000 | 2,692,015 | -20.82% |
| RDA Interest | 0 | 0 | 0 | 9,800 | 0 | -100.00% |
| Total Interest | 2,571,997 | 3,977,606 | 2,884,187 | 3,409,800 | 2,692,015 | -21.05% |
| OTHER: | | | | | | |
| Appro from Fund Bal - Fleet | 0 | 0 | 0 | 1,500,000 | 1,000,000 | -33.33% |
| Appropriation from Fund Balance | 0 | 0 | 0 | 1,558,964 | 817,434 | -47.57% |
| Reserved Funds | 0 | 0 | 0 | 300,000 | 300,000 | 0.00% |
| Reserved Debt Service Funds | 0 | 0 | 0 | 1,225,000 | 0 | -100.00% |
| Sale of Land/Assets | 39,042 | 80,461 | 58,502 | 0 | 0 | 0.00% |
| Total Other | 39,042 | 80,461 | 58,502 | 4,583,964 | 2,117,434 | -53.81% |
| Subtotal | 109,952,663 | 109,529,220 | 108,993,203 | 120,360,042 | 124,172,103 | 3.17% |
| RESTRICTED FUNDS: | | | | | | |
| Forfeited Assets | 14,074 | 0 | 140,044 | 0 | 0 | 0.0% |
| Bond Proceeds | 0 | 0 | 0 | 0 | 0 | 0.0% |
| Bond Interest | 85,267 | 0 | 104,211 | 0 | 0 | 0.0% |
| Total Restricted Funds | 99,341 | 0 | 244,255 | 0 | 0 | 0.0% |
| Grand Total | 110,052,004 | 109,529,220 | 109,237,458 | 120,360,042 | 124,172,103 | 3.17% |

**WEST VALLEY CITY GENERAL FUND - FUND 10
EXPENDITURE STATEMENT**

| | Actual 2022-2023 | Actual 2023-2024 | Actual 2024-2025 | Adopted 2025-2026 | Interim 2026-2027 | Percent Change |
|------------------------------------|-----------------------------|-----------------------------|-----------------------------|------------------------------|------------------------------|---------------------------|
| LEGISLATIVE: | | | | | | |
| City Council | 771,325 | 854,440 | 1,010,537 | 914,518 | 960,620 | 5.04% |
| Elections | 131,129 | 282,108 | 2,235 | 231,800 | 231,800 | 0.00% |
| Total Legislative | 902,454 | 1,136,548 | 1,012,772 | 1,146,318 | 1,192,420 | 4.02% |
| ADMINISTRATIVE: | | | | | | |
| City Manager | 1,294,708 | 1,004,525 | 1,225,303 | 1,533,322 | 1,566,412 | 2.16% |
| Justice Court | 2,171,492 | 2,223,373 | 2,421,092 | 2,539,318 | 2,634,835 | 3.76% |
| Information Technology | 2,816,708 | 2,932,805 | 3,488,141 | 3,397,290 | 3,651,736 | 7.49% |
| Central Services | 2,949,091 | 3,243,520 | 1,058,383 | 0 | 0 | 0.00% |
| Communications | 137,829 | 146,764 | 5,750 | 0 | 0 | 0.00% |
| Human Resources | 1,266,609 | 1,336,484 | 1,492,084 | 1,784,054 | 1,903,824 | 6.71% |
| Community & Media Relations | 735,801 | 982,645 | 886,814 | 989,714 | 1,053,972 | 6.49% |
| Recorder | 568,399 | 793,944 | 876,315 | 820,720 | 820,720 | 0.00% |
| Neighborhood Services | 0 | 0 | 532,619 | 912,604 | 1,318,899 | 44.52% |
| Animal Control | 1,389,313 | 1,586,402 | 1,827,065 | 1,865,637 | 2,123,747 | 13.83% |
| Ordinance Enforcement | 782,511 | 809,179 | 987,577 | 1,035,745 | 1,307,987 | 26.28% |
| Public Facilities | 1,891,051 | 1,960,369 | 2,116,624 | 2,176,037 | 2,389,865 | 9.83% |
| Total Administrative | 16,003,512 | 17,020,010 | 16,917,767 | 17,054,441 | 18,771,997 | 10.07% |
| NON-DEPARTMENTAL | | | | | | |
| UTOPIA | 4,387,257 | 4,475,002 | 4,564,503 | 4,696,666 | 4,789,627 | 1.98% |
| Benefits Accrual | 1,069,694 | 1,051,973 | 933,699 | 1,050,000 | 2,026,688 | 93.02% |
| Council Contingency Misc. | (249,760) | (250,000) | (250,000) | 0 | 0 | 0.00% |
| Professional/Technical | 0 | 0 | 12,540 | 175,000 | 175,000 | 0.00% |
| Special Projects | 1,581,264 | 0 | 0 | 0 | 0 | 0.00% |
| Utilities | 995,184 | 975,861 | 930,456 | 860,453 | 979,316 | 13.81% |
| Wage Under Runs | 0 | 0 | 0 | (2,000,000) | (2,000,000) | 0.00% |
| Storm Water (Prof.Service) | (495,308) | (485,744) | (495,944) | (558,744) | (558,744) | 0.00% |
| Sanitation (Prof.Service) | (532,531) | (532,531) | (532,531) | (612,531) | (612,531) | 0.00% |
| Ambulance (Prof.Service) | (400,000) | (400,000) | (400,000) | (722,018) | 0 | -100.00% |
| RDA (Prof.Service) | 0 | 0 | (297,028) | 0 | 0 | 0.00% |
| Transfers In | (197,269) | (635,782) | (2,325,229) | (835,000) | (4,882,018) | 484.67% |
| Fitness Center | 1,486,086 | 1,461,086 | 1,758,950 | 1,630,271 | 1,796,602 | 10.20% |
| Theater | 50,000 | 50,000 | 50,000 | 0 | 0 | 0.00% |
| Arena | 1,126,171 | 1,131,520 | 600,000 | 0 | 0 | 0.00% |
| Cultural Center | 1,312,587 | 1,709,226 | 1,443,086 | 1,560,244 | 1,539,614 | -1.32% |
| WV Arts Foundation | 205,960 | 437,313 | 2,775,795 | 0 | 0 | 0.00% |
| Capital Projects/Fleet Xfer to CIP | 2,878,066 | 5,804,904 | 1,342,084 | 1,900,000 | 1,812,000 | -4.63% |
| Transportation Sales Tax to CIP | 2,500,000 | 4,392,217 | 3,300,000 | 5,480,000 | 5,500,000 | 0.36% |
| The Ridge | 360,036 | 0 | 103,044 | 0 | 35,399 | 0.00% |
| Stonebridge Golf Course | 309,761 | 0 | 35,577 | 0 | 46,161 | 0.00% |
| Transfer Out | 421,260 | 0 | 0 | 0 | 0 | 0.00% |
| Total Non-Departmental | 16,808,457 | 19,185,045 | 13,549,002 | 12,624,341 | 10,647,114 | -15.66% |

**WEST VALLEY CITY GENERAL FUND - FUND 10
EXPENDITURE STATEMENT**

| | Actual 2022-2023 | Actual 2023-2024 | Actual 2024-2025 | Adopted 2025-2026 | Interim 2026-2027 | Percent Change |
|----------------------------------|-----------------------------|-----------------------------|-----------------------------|------------------------------|------------------------------|---------------------------|
| DEBT SERVICE: | | | | | | |
| Animal Shelter/CPD Facility | 742,550 | 740,950 | 0 | 0 | 0 | 0.00% |
| UCCC & Arena Equipment | 0 | 1,210,506 | 1,563,827 | 1,596,066 | 4,998,567 | 213.18% |
| Road Revenue Bonds | 1,099,371 | 1,097,380 | 1,094,608 | 1,099,352 | 1,099,552 | 0.02% |
| Bond Fees | 11,567 | 9,250 | 16,750 | 25,000 | 25,000 | 0.00% |
| USB #4 - Police Radios | 37,020 | 0 | 0 | 0 | 0 | 0.00% |
| USB #7 - Public Safety Radios | 39,949 | 9,987 | 0 | 0 | 0 | 0.00% |
| USB #9 - Public Safety Radios | 68,737 | 52,044 | 0 | 0 | 0 | 0.00% |
| USB #10 - Public Safety Radios | 88,747 | 88,747 | 0 | 0 | 0 | 0.00% |
| USB #13 - Data Backup System | 24,478 | 0 | 0 | 0 | 0 | 0.00% |
| USB #16 - Police Computers | 19,462 | 0 | 0 | 0 | 0 | 0.00% |
| USB #18 - Police Computers | 39,366 | 9,842 | 0 | 0 | 0 | 0.00% |
| USB #21 - I.T. Equipment | 50,304 | 0 | 0 | 0 | 0 | 0.00% |
| USB #22 - Police Computers | 29,710 | 29,711 | 14,855 | 0 | 0 | 0.00% |
| CRC Leases | 0 | 0 | 0 | 0 | 72,000 | 100.00% |
| Transfer Out | 0 | 0 | 0 | 0 | 0 | 0.00% |
| Fire Truck & Trailer to CIP | 70,342 | 70,342 | 70,341 | 35,171 | 0 | -100.00% |
| Energy Savings Projects to CIP | 275,221 | 283,630 | 293,702 | 303,423 | 312,781 | 3.08% |
| Fire Sta 71, 72 & 76 to BA | 517,600 | 524,500 | 520,500 | 523,900 | 523,650 | -0.05% |
| MBA S 2017-PD & Courts to BA | 2,235,650 | 2,238,650 | 2,235,250 | 2,234,500 | 2,236,500 | 0.09% |
| MBA S 2017-Parking to BA | 1,087,600 | 1,086,800 | 1,085,400 | 1,086,650 | 1,081,900 | -0.44% |
| MBA S 2019-Parks Bldg to BA | 211,454 | 220,791 | 220,791 | 220,573 | 221,587 | 0.46% |
| MBA S 2022-Courts Reno to BA | 0 | 382,500 | 385,750 | 383,500 | 386,000 | 0.65% |
| Subtotal | 6,649,129 | 8,055,630 | 7,501,775 | 7,508,135 | 10,957,537 | 45.94% |
| DEBT SERVICE (CONTINUED): | | | | | | |
| Transfers In: | | | | | | |
| Fire Impact Fees | (300,000) | (150,000) | (150,000) | (150,000) | (68,000) | -54.67% |
| Police Impact Fees | (450,000) | (250,000) | (250,000) | (250,000) | (200,000) | -20.00% |
| Debt Service Reserve (CIP) | (1,480,981) | (1,310,405) | (418,907) | (338,594) | (312,781) | -7.62% |
| RDA | 0 | (1,210,506) | (1,558,591) | (1,596,066) | (6,098,567) | 282.10% |
| Fitness Center | (71,658) | (73,848) | (76,470) | (79,001) | (81,438) | 3.08% |
| UCCC | (19,109) | (19,683) | (20,392) | (21,067) | (21,717) | 3.09% |
| Street Lights | (151,013) | (155,627) | (161,154) | (166,488) | (171,623) | 3.08% |
| Subtotal | (2,472,761) | (3,170,069) | (2,635,514) | (2,601,216) | (6,954,126) | 167.34% |
| Total Debt Service | 4,176,368 | 4,885,561 | 4,866,261 | 4,906,919 | 4,003,411 | -18.41% |

**WEST VALLEY CITY GENERAL FUND - FUND 10
EXPENDITURE STATEMENT**

| | Actual 2022-2023 | Actual 2023-2024 | Actual 2024-2025 | Adopted 2025-2026 | Interim 2026-2027 | Percent Change |
|-------------------------------------|-----------------------------|-----------------------------|-----------------------------|------------------------------|------------------------------|---------------------------|
| COMMUNITY DEVELOPMENT: | | | | | | |
| Administration | 512,091 | 1,088,737 | 640,025 | 431,571 | 430,169 | -0.32% |
| Planning Commission | 9,397 | 9,828 | 9,309 | 15,799 | 15,801 | 0.01% |
| Board of Adjustment | 1,796 | 1,613 | 129 | 4,126 | 4,126 | 0.00% |
| Building Inspection | 1,102,518 | 1,155,002 | 1,174,984 | 1,231,927 | 1,336,811 | 8.51% |
| Neighborhood Services | 123,789 | 290,864 | 13,444 | 0 | 0 | 0.00% |
| Planning & Zoning | 692,710 | 732,022 | 786,569 | 886,152 | 1,061,127 | 19.75% |
| Total Comm. & Econ. Dev. | 2,442,301 | 3,278,066 | 2,624,460 | 2,569,575 | 2,848,034 | 10.84% |
| FINANCE: | | | | | | |
| Administration | 501,297 | 594,127 | 518,804 | 642,012 | 647,752 | 0.89% |
| Purchasing | 139,377 | 150,023 | 154,441 | 156,927 | 165,130 | 5.23% |
| Business Licenses | 280,706 | 297,673 | 314,835 | 312,789 | 328,421 | 5.00% |
| Treasury | 310,500 | 334,816 | 342,966 | 357,796 | 375,130 | 4.84% |
| Accounting | 468,640 | 636,050 | 695,961 | 569,181 | 614,688 | 8.00% |
| Budget & Disbursements | 374,681 | 401,349 | 415,726 | 424,100 | 456,965 | 7.75% |
| Total Finance | 2,075,200 | 2,414,038 | 2,442,733 | 2,462,805 | 2,588,086 | 5.09% |
| FIRE: | | | | | | |
| Administration | 14,063,162 | 15,039,568 | 16,645,459 | 17,137,938 | 18,384,740 | 7.28% |
| Emergency Operations | 161,527 | 125,830 | 147,687 | 156,395 | 156,395 | 0.00% |
| Fire Prevention | 15,274 | 21,171 | 20,687 | 25,383 | 25,383 | 0.00% |
| Logistics | 540,075 | 550,682 | 768,689 | 718,895 | 593,895 | -17.39% |
| Special Operations | 474 | (2,603) | (2,166) | 21,335 | 21,335 | 0.00% |
| Development Services | 21,052 | 28,902 | 21,149 | 31,823 | 31,823 | 0.00% |
| Medical Services | 154,137 | 153,537 | 166,715 | 147,271 | 147,271 | 0.00% |
| Emergency Management | 0 | 36,518 | 2,502,837 | 4,040,319 | 4,239,384 | 4.93% |
| Total Fire | 14,955,702 | 15,953,605 | 20,271,057 | 22,279,359 | 23,600,226 | 5.93% |
| LEGAL: | | | | | | |
| Civil/Prosecutor/Risk | 2,511,857 | 2,571,031 | 2,669,951 | 3,060,614 | 3,271,452 | 6.89% |
| Risk Financing | 1,509,455 | 1,216,059 | 1,429,386 | 1,500,000 | 1,700,000 | 13.33% |
| Victim Assistance | 243,668 | 270,773 | 283,721 | 482,205 | 521,282 | 8.10% |
| Total Law | 4,264,980 | 4,057,863 | 4,383,058 | 5,042,819 | 5,492,734 | 8.92% |
| PARKS & RECREATION: | | | | | | |
| Parks & Rec. Administration | 576,074 | 929,907 | 717,753 | 915,759 | 984,996 | 7.56% |
| Park Maintenance | 2,188,085 | 2,336,521 | 3,022,261 | 3,160,383 | 3,295,056 | 4.26% |
| Recreation | 269,138 | 176,529 | (62,892) | 37,607 | 37,630 | 0.06% |
| Harman Home Operations | 265,673 | 335,593 | 440,709 | 378,159 | 393,130 | 3.96% |
| Total Parks & Recreation | 3,298,970 | 3,778,550 | 4,117,831 | 4,491,908 | 4,710,812 | 4.87% |

**WEST VALLEY CITY GENERAL FUND - FUND 10
EXPENDITURE STATEMENT**

| | Actual 2022-2023 | Actual 2023-2024 | Actual 2024-2025 | Adopted 2025-2026 | Interim 2026-2027 | Percent Change |
|-------------------------------------|-----------------------------|-----------------------------|-----------------------------|------------------------------|------------------------------|---------------------------|
| POLICE: | | | | | | |
| Administration | 34,901,996 | 37,540,313 | 39,955,545 | 40,541,515 | 43,106,771 | 6.33% |
| Records | 35,604 | 40,487 | 47,536 | 45,200 | 45,200 | 0.00% |
| Training | 170,300 | 173,835 | 130,958 | 203,611 | 203,611 | 0.00% |
| Crossing Guards | 681,681 | 693,640 | 852,022 | 845,368 | 846,507 | 0.13% |
| Evidence | 21,366 | 24,592 | 22,352 | 29,350 | 29,350 | 0.00% |
| Forensics | 36,517 | 48,264 | 46,194 | 47,600 | 47,600 | 0.00% |
| Community Policing | 24,497 | 25,538 | 28,349 | 22,710 | 22,710 | 0.00% |
| Investigation | 169,334 | 183,408 | 101,331 | 106,255 | 106,255 | 0.00% |
| Uniform Patrol | 83,162 | 79,952 | 80,648 | 91,510 | 91,510 | 0.00% |
| K-9 | 5,796 | 6,415 | 46,074 | 19,200 | 19,200 | 0.00% |
| S.W.A.T. Unit | 80,842 | 80,468 | 88,770 | 92,560 | 92,560 | 0.00% |
| Traffic Enforcement | 24,191 | 15,883 | 13,603 | 27,000 | 27,000 | 0.00% |
| Special Operations | 63,625 | 61,199 | 75,678 | 102,300 | 102,300 | 0.00% |
| Intelligence/Internal Affairs | 48,066 | 46,399 | 135,130 | 51,000 | 81,000 | 58.82% |
| Bomb Squad Unit | 2,296 | 1,881 | 5,458 | 7,500 | 7,500 | 0.00% |
| Drone Operations | 268 | 1,299 | 0 | 0 | 0 | 0.00% |
| Police Grants | (292,795) | (104,222) | (58,765) | 0 | 0 | 0.00% |
| Total Police | 36,056,746 | 38,919,351 | 41,570,883 | 42,232,679 | 44,829,074 | 6.15% |
| PUBLIC WORKS: | | | | | | |
| Administration | 539,541 | 671,072 | 695,278 | 605,977 | 720,496 | 18.90% |
| Highways | 1,295,917 | 1,381,036 | 1,474,885 | 1,057,479 | 1,214,350 | 14.83% |
| Transportation | 356,883 | 383,318 | 332,744 | 981,050 | 984,143 | 0.32% |
| Engineering | 788,580 | 1,137,479 | 1,153,281 | 1,257,334 | 1,175,918 | -6.48% |
| Fleet Maintenance | 1,245,603 | 1,413,271 | 1,461,260 | 1,510,597 | 1,393,288 | -7.77% |
| Total Public Works | 4,226,525 | 4,986,176 | 5,117,448 | 5,412,437 | 5,488,195 | 1.40% |
| COMMUNITY PRESERVATION | | | | | | |
| Administration | 320,596 | 384,989 | 94,237 | 136,441 | 0 | -100.00% |
| Total Community Preservation | 320,596 | 384,989 | 94,237 | 136,441 | 0 | -100.00% |
| Total Operating Expenses | 105,531,811 | 115,999,802 | 116,967,509 | 120,360,042 | 124,172,103 | 3.17% |
| RESTRICTED FUNDS: | | | | | | |
| Forfeited Assets | 0 | 0 | 0 | 0 | 0 | 0.00% |
| Total Restricted Funds | 0 | 0 | 0 | 0 | 0 | 0.00% |
| Grand Total | 105,531,811 | 115,999,802 | 116,967,509 | 120,360,042 | 124,172,103 | 3.17% |

WEST VALLEY CITY "C" ROADS - FUND 11

REVENUE STATEMENT

| | Actual 2022-2023 | Actual 2023-2024 | Actual 2024-2025 | Adopted 2025-2026 | Interim 2026-2027 | Percent Change |
|------------------------|---------------------|---------------------|---------------------|----------------------|----------------------|-------------------|
| "C" Roads | | | | | | |
| "C" Road Fund | 5,697,026 | 5,673,084 | 6,377,757 | 5,600,000 | 6,500,000 | |
| Misc. Revenue | 1,379,634 | 80,681 | 36,936 | 0 | 0 | |
| Interest Revenue | 80,616 | 251,636 | 270,501 | 0 | 0 | |
| Gain on Sale of Assets | 0 | 25,175 | 110,245 | 0 | 0 | |
| Subtotal | 7,157,276 | 6,030,576 | 6,795,439 | 5,600,000 | 6,500,000 | 16.07% |

WEST VALLEY CITY "C" ROADS - FUND 11

EXPENDITURE STATEMENT

| | Actual 2021-2022 | Actual 2023-2024 | Actual 2024-2025 | Adopted 2025-2026 | Interim 2026-2027 | Percent Change |
|--------------------------------|---------------------|---------------------|---------------------|----------------------|----------------------|-------------------|
| OPERATIONS: | | | | | | |
| Equipment | 55,099 | 39,913 | 230,535 | 35,000 | 35,000 | |
| Utilities | 1,527 | 0 | 0 | 0 | 0 | |
| Gasoline & Diesel | 71 | 1,281 | 1,595 | 2,000 | 2,000 | |
| Professional Svcs. (Intern) | 845,000 | 845,000 | 845,000 | 845,000 | 845,000 | |
| Professional Svcs. (Ext.) | 115,271 | 94,388 | 44,837 | 84,360 | 174,500 | |
| Special Supplies | 175,090 | 149,216 | 47,829 | 55,000 | 55,000 | |
| Signs | 0 | 586 | 0 | 0 | 0 | |
| Crack Seal | 569,797 | 654,907 | 703,445 | 740,000 | 740,000 | |
| Concrete & Salt | 214,393 | 235,902 | 211,420 | 280,000 | 340,000 | |
| Traffic Controls | 113 | 0 | 0 | 0 | 0 | |
| Capital Equipment | 506,123 | 579,630 | 824,610 | 354,000 | 48,000 | |
| Special Projects | 63,151 | 519,799 | 0 | 1,080,000 | 2,845,656 | |
| Transfer Out | 7,680 | 371,680 | 7,680 | 0 | 0 | |
| Subtotal Streets | 2,553,315 | 3,492,302 | 2,916,951 | 3,475,360 | 5,085,156 | 46.32% |
| ENGINEERING: | | | | | | |
| Software | 7,500 | 7,500 | 14,345 | 7,500 | 9,000 | |
| Professional Svcs. (Intern) | 570,000 | 570,000 | 633,784 | 670,000 | 620,000 | |
| Professional Svcs. (Ext.) | 2,500 | 0 | 0 | 0 | 0 | |
| Special Supplies | 0 | 14,995 | 0 | 0 | 0 | |
| Special Projects | 0 | 340,910 | 10,610 | 685,539 | 0 | |
| Subtotal Engineering | 580,000 | 933,405 | 658,739 | 1,363,039 | 629,000 | -53.85% |
| TRANSPORTATION: | | | | | | |
| Equipment | (3,651) | 0 | 0 | 1,000 | 1,000 | |
| Utilities | 13,087 | 11,316 | 14,246 | 13,000 | 15,000 | |
| Professional Svcs. (Ext.) | 284,649 | 255,426 | 309,775 | 360,000 | 370,000 | |
| Signs | 38,059 | 34,434 | 53,163 | 40,000 | 50,000 | |
| Traffic Controls | 12,309 | 6,914 | 21,578 | 20,000 | 21,000 | |
| Capital Equipment | 10,270 | 0 | 0 | 0 | 0 | |
| Special Projects | 50,175 | 27,865 | 31,700 | 60,000 | 60,000 | |
| Transfer Out | 256,411 | 267,867 | 1,006,999 | 267,601 | 268,844 | |
| Subtotal Transportation | 661,309 | 603,822 | 1,437,461 | 761,601 | 785,844 | 3.18% |
| Total Expenditures | 3,794,624 | 5,029,529 | 5,013,151 | 5,600,000 | 6,500,000 | 16.07% |

WEST VALLEY CITY FITNESS CENTER - FUND 21

REVENUE STATEMENT

| | Actual 2022-2023 | Actual 2023-2024 | Actual 2024-2025 | Adopted 2025-2026 | Interim 2026-2027 | Percent Change |
|-----------------------------|---------------------|---------------------|---------------------|----------------------|----------------------|-------------------|
| FITNESS CENTER: | | | | | | |
| Facility Drop-In Fees | 465,956 | 500,083 | 487,106 | 560,000 | 560,000 | |
| Annual Passes | 914,457 | 949,196 | 987,624 | 1,500,000 | 1,500,000 | |
| Activity Area | 305,888 | 326,887 | 362,608 | 375,000 | 375,000 | |
| Children's Area | 172,076 | 246,823 | 265,998 | 425,000 | 425,000 | |
| Aquatics | 143,566 | 166,684 | 197,683 | 200,000 | 200,000 | |
| Community Rooms | 29,135 | 35,322 | 34,305 | 40,000 | 40,000 | |
| Pro Shop | 16,970 | 17,163 | 13,210 | 30,000 | 30,000 | |
| Snack Bar/Catering | 143,648 | 162,624 | 175,551 | 190,000 | 190,000 | |
| Sports Programs | 159,160 | 172,188 | 197,146 | 205,000 | 205,000 | |
| Miscellaneous Rev. | 55,954 | 70,782 | 70,466 | 65,000 | 65,000 | |
| WestFest | 175,641 | 124,590 | 122,855 | 0 | 0 | |
| Total Fitness Center | 2,582,449 | 2,772,342 | 2,914,552 | 3,590,000 | 3,590,000 | 0.00% |

WEST VALLEY CITY FITNESS CENTER - FUND 21

EXPENDITURE STATEMENT

| | Actual 2022-2023 | Actual 2023-2024 | Actual 2024-2025 | Adopted 2025-2026 | Interim 2026-2027 | Percent Change |
|-------------------------------|---------------------|---------------------|---------------------|----------------------|----------------------|-------------------|
| FITNESS CENTER: | | | | | | |
| Transfers In GF/ | | | | | | |
| Operating Infusion | (1,546,086) | (1,461,086) | (1,943,577) | (1,630,271) | (1,796,602) | |
| Permanent Employees | 1,130,166 | 1,190,546 | 1,233,011 | 1,303,500 | 1,457,363 | |
| O.T. Employees | 37,656 | 49,268 | 51,203 | 17,000 | 17,000 | |
| Temporary Employees | 1,142,010 | 1,216,763 | 1,363,910 | 1,405,834 | 1,405,834 | |
| Additional Pay | 254 | 0 | 0 | 1,000 | 1,000 | |
| Employee Benefits | 613,970 | 655,171 | 669,320 | 746,147 | 756,178 | |
| Uniform Allowance | 238 | 279 | 0 | 0 | 0 | |
| Books & Dues | (1,280) | 1,021 | 2,467 | 1,300 | 1,300 | |
| Advertising | 9,839 | 12,580 | 9,504 | 25,000 | 25,000 | |
| Travel & Training | 19,083 | 25,098 | 27,810 | 23,000 | 23,000 | |
| Office Supplies | 26,482 | 36,053 | 30,310 | 43,000 | 43,000 | |
| Snack Bar | 120,689 | 145,233 | 138,856 | 140,000 | 140,000 | |
| Equipment Maint. | 246,852 | 247,404 | 364,094 | 225,000 | 225,000 | |
| Gasoline & Diesel | 3,925 | 3,277 | 3,572 | 4,000 | 4,000 | |
| Software | 41,790 | 45,560 | 48,923 | 45,390 | 45,390 | |
| Building/Grounds | 54,246 | 66,542 | 50,216 | 51,000 | 51,000 | |
| Utilities | 563,566 | 428,173 | 351,949 | 366,499 | 366,499 | |
| Telephone | 12,849 | 13,132 | 12,522 | 12,000 | 12,000 | |
| Professional Services | 363,254 | 357,743 | 479,887 | 380,000 | 380,000 | |
| General Health | 3,405 | 5,338 | 4,036 | 5,000 | 5,000 | |
| Special Supplies | 32,366 | 47,359 | 17,532 | 37,000 | 37,000 | |
| Healthy Community Grant | 2,336 | 35,687 | 27,789 | 0 | 0 | |
| Children's Programs | 73,309 | 66,561 | 84,752 | 85,000 | 85,000 | |
| Programs | 38,731 | 41,916 | 31,837 | 45,000 | 45,000 | |
| Aquatics | 23,472 | 21,187 | 92,910 | 25,000 | 25,000 | |
| WestFest | 109,815 | 101,517 | 150,306 | 0 | 0 | |
| Insurance | 72,967 | 79,688 | 84,821 | 74,600 | 74,600 | |
| Capital Equipment | 162,359 | 49,170 | 0 | 50,000 | 50,000 | |
| Capital Res.(Transfer to BA) | 30,000 | 30,000 | 30,000 | 30,000 | 30,000 | |
| Debt Service (Transfer to GL) | 71,658 | 73,848 | 76,470 | 79,001 | 81,438 | |
| Appropriation to Fund Balance | 0 | 0 | 0 | 0 | 0 | |
| Total Fitness Center | 3,459,922 | 3,585,028 | 3,494,430 | 3,590,000 | 3,590,000 | 0.00% |

**WEST VALLEY CITY ARENA - FUND 25
REVENUE STATEMENT**

| | Actual 2022-2023 | Actual 2023-2024 | Actual 2024-2025 | Adopted 2025-2026 | Interim 2026-2027 | Percent Change |
|-----------------------|-----------------------------|-----------------------------|-----------------------------|------------------------------|------------------------------|---------------------------|
| ARENA REVENUES | <u>7,780,912</u> | <u>9,906,387</u> | <u>9,958,116</u> | <u>9,697,000</u> | <u>11,901,404</u> | 22.73% |

**WEST VALLEY CITY ARENA - FUND 25
EXPENDITURE STATEMENT**

| | Actual 2022-2023 | Actual 2023-2024 | Actual 2024-2025 | Adopted 2025-2026 | Interim 2026-2027 | Percent Change |
|--------------------|-----------------------------|-----------------------------|-----------------------------|------------------------------|------------------------------|---------------------------|
| ARENA: | | | | | | |
| Operations | 6,596,715 | 7,561,893 | 7,795,379 | 9,597,000 | 8,701,404 | |
| Transfers Out | 2,500,700 | 2,475,000 | 2,476,000 | 2,467,000 | 5,569,750 | |
| Transfers In | (3,863,043) | (3,179,368) | (2,976,000) | (2,367,000) | (2,369,750) | |
| Total Arena | <u>5,234,372</u> | <u>6,857,525</u> | <u>7,295,379</u> | <u>9,697,000</u> | <u>11,901,404</u> | 22.73% |

**WEST VALLEY CITY SANITATION - FUND 27
REVENUE STATEMENT**

| | Actual 2022-2023 | Actual 2023-2024 | Actual 2024-2025 | Adopted 2025-2026 | Interim 2026-2027 | Percent Change |
|---------------------------------|-----------------------------|-----------------------------|-----------------------------|------------------------------|------------------------------|---------------------------|
| SANITATION: | | | | | | |
| Garbage Fees | 6,368,590 | 6,883,902 | 7,109,292 | 7,100,000 | 7,100,000 | |
| Clean & Beautiful Donations | 0 | 1,000 | 1,000 | 0 | 0 | |
| Interest | 466 | 1,143 | 1,257 | 0 | 0 | |
| Appropriation from Fund Balance | 0 | 0 | 0 | 263,538 | 992,214 | |
| Total | <u>6,369,056</u> | <u>6,886,045</u> | <u>7,111,549</u> | <u>7,363,538</u> | <u>8,092,214</u> | 9.90% |

**WEST VALLEY CITY SANITATION - FUND 27
EXPENDITURE STATEMENT**

| | Actual 2022-2023 | Actual 2023-2024 | Actual 2024-2025 | Adopted 2025-2026 | Interim 2026-2027 | Percent Change |
|--------------------------------|-----------------------------|-----------------------------|-----------------------------|------------------------------|------------------------------|---------------------------|
| SANITATION: | | | | | | |
| Permanent Employees | 139,964 | 160,064 | 103,381 | 0 | 0 | |
| O.T. Employees | 811 | 1,938 | 42 | 0 | 0 | |
| Employee Benefits | 52,238 | 72,757 | 41,496 | 0 | 0 | |
| Books/Subscriptions | 0 | 0 | 0 | 650 | 650 | |
| Public Notice/Advert | 0 | 167 | 0 | 0 | 0 | |
| Travel & Training | 880 | 279 | 0 | 2,500 | 2,500 | |
| Office Supplies | 7,008 | 6,543 | 5,751 | 7,000 | 7,000 | |
| Gasoline & Diesel | 7,482 | 7,681 | 7,610 | 6,000 | 6,000 | |
| Auto Parts | 6,732 | 5,203 | 1,871 | 7,000 | 7,000 | |
| Prof. Services Internal | 1,222,056 | 1,226,035 | 1,227,366 | 1,577,260 | 1,602,010 | |
| Prof. Services External | 3,316,273 | 3,466,111 | 3,661,538 | 3,808,128 | 4,542,054 | |
| Landfill Fees | 1,493,245 | 1,543,404 | 1,519,216 | 1,700,000 | 1,700,000 | |
| Special Supplies | 143,313 | 175,822 | 102,539 | 180,000 | 190,000 | |
| Insurance | 0 | 0 | 1,691 | 0 | 0 | |
| Capital Equipment | 72,232 | 35,382 | 0 | 0 | 0 | |
| Transfer Out | 0 | 0 | 0 | 0 | 0 | |
| Transfer In | 0 | 0 | (5,938) | 0 | 0 | |
| Clean & Beautiful Expenses | 8,803 | 9,708 | 9,208 | 0 | 0 | |
| Clean & Beautiful Transfer Out | 26,145 | 26,145 | 26,145 | 75,000 | 35,000 | |
| Total | <u>6,497,182</u> | <u>6,737,239</u> | <u>6,701,916</u> | <u>7,363,538</u> | <u>8,092,214</u> | 9.90% |

WEST VALLEY CITY ROAD IMPACT FEES - FUND 31

REVENUE STATEMENT

| | Actual 2022-2023 | Actual 2023-2024 | Actual 2024-2025 | Adopted 2025-2026 | Interim 2026-2027 | Percent Change |
|------------------|-----------------------------|-----------------------------|-----------------------------|------------------------------|------------------------------|---------------------------|
| Road Impact Fees | 580,374 | 395,212 | 350,582 | 200,000 | 200,000 | |
| Interest | 12,486 | 33,898 | 33,821 | 0 | 0 | |
| Total | 592,859 | 429,110 | 384,403 | 200,000 | 200,000 | 0.00% |

WEST VALLEY CITY ROAD IMPACT FEES - FUND 31

EXPENDITURE STATEMENT

| | Actual 2022-2023 | Actual 2023-2024 | Actual 2024-2025 | Adopted 2025-2026 | Interim 2026-2027 | Percent Change |
|---------------------------|-----------------------------|-----------------------------|-----------------------------|------------------------------|------------------------------|---------------------------|
| Professional Services | 100,000 | 30,000 | 30,000 | 30,000 | 30,000 | |
| Road Projects | 4,270 | 0 | 0 | 170,000 | 170,000 | |
| Transfer Out | 850,000 | 0 | 0 | 0 | 0 | |
| Total Expenditures | 954,270 | 30,000 | 93,085 | 200,000 | 200,000 | 0.00% |

WEST VALLEY CITY PARK IMPACT FEES - FUND 32

REVENUE STATEMENT

| | Actual 2022-2023 | Actual 2023-2024 | Actual 2024-2025 | Adopted 2025-2026 | Interim 2026-2027 | Percent Change |
|----------------------|-----------------------------|-----------------------------|-----------------------------|------------------------------|------------------------------|---------------------------|
| Park Impact Fees | 1,322,599 | 346,882 | 242,991 | 1,000,000 | 1,000,000 | |
| Interest | 54,480 | 147,726 | 45,292 | 0 | 0 | |
| Total Revenue | 1,377,079 | 494,608 | 288,283 | 1,000,000 | 1,000,000 | 0.00% |

WEST VALLEY CITY PARK IMPACT FEES - FUND 32

EXPENDITURE STATEMENT

| | Actual 2022-2023 | Actual 2023-2024 | Actual 2024-2025 | Adopted 2025-2026 | Interim 2026-2027 | Percent Change |
|---------------------------|-----------------------------|-----------------------------|-----------------------------|------------------------------|------------------------------|---------------------------|
| Park Impact Expenses | 982,822 | 1,142,992 | 2,004,567 | 1,000,000 | 1,000,000 | |
| Transfers Out | 0 | 0 | 9,400 | 0 | 0 | |
| Transfers In | 0 | 0 | (70,000) | 0 | 0 | |
| Total Expenditures | 982,822 | 1,142,992 | 1,943,967 | 1,000,000 | 1,000,000 | 0.00% |

WEST VALLEY CITY FIRE IMPACT FEES - FUND 33

REVENUE STATEMENT

| | Actual 2022-2023 | Actual 2023-2024 | Actual 2024-2025 | Adopted 2025-2026 | Interim 2026-2027 | Percent Change |
|------------------------------|-----------------------------|-----------------------------|-----------------------------|------------------------------|------------------------------|---------------------------|
| Fire Impact Fees - Facility | 186,364 | 88,342 | 50,588 | 150,000 | 68,000 | |
| Fire Impact Fees - Apparatus | 21,231 | 13,122 | 6,859 | 67,866 | 67,866 | |
| Interest | 13,078 | 25,144 | 15,217 | 0 | 0 | |
| Total Revenue | 220,673 | 126,608 | 72,664 | 217,866 | 135,866 | -37.64% |

WEST VALLEY CITY FIRE IMPACT FEES - FUND 33

EXPENDITURE STATEMENT

| | Actual 2022-2023 | Actual 2023-2024 | Actual 2024-2025 | Adopted 2025-2026 | Interim 2026-2027 | Percent Change |
|--------------------------------------|-----------------------------|-----------------------------|-----------------------------|------------------------------|------------------------------|---------------------------|
| Transfer Out FS 74 & Fire Truck Debt | 300,000 | 150,000 | 287,733 | 217,866 | 135,866 | |
| Total Expenditures | 300,000 | 150,000 | 287,733 | 217,866 | 135,866 | -37.64% |

WEST VALLEY CITY POLICE IMPACT FEES - FUND 34

REVENUE STATEMENT

| | Actual 2022-2023 | Actual 2023-2024 | Actual 2024-2025 | Adopted 2025-2026 | Interim 2026-2027 | Percent Change |
|----------------------|---------------------|---------------------|---------------------|----------------------|----------------------|-------------------|
| Police Impact Fees | 321,767 | 140,051 | 102,902 | 250,000 | 200,000 | |
| Interest | 13,255 | 25,634 | 14,891 | 0 | 0 | |
| Total Revenue | 335,022 | 165,685 | 117,793 | 250,000 | 200,000 | -20.00% |

WEST VALLEY CITY POLICE IMPACT FEES - FUND 34

EXPENDITURE STATEMENT

| | Actual 2022-2023 | Actual 2023-2024 | Actual 2024-2025 | Adopted 2025-2026 | Interim 2026-2027 | Percent Change |
|-------------------------------------|---------------------|---------------------|---------------------|----------------------|----------------------|-------------------|
| Police Debt Serv Transfer to Gen Fd | 450,000 | 250,000 | 253,800 | 250,000 | 200,000 | |
| Total Expenditures | 450,000 | 250,000 | 253,800 | 250,000 | 200,000 | -20.00% |

WEST VALLEY CITY FLOOD IMPACT FEES - FUND 35

REVENUE STATEMENT

| | Actual 2022-2023 | Actual 2023-2024 | Actual 2024-2025 | Adopted 2025-2026 | Interim 2026-2027 | Percent Change |
|---------------------------|---------------------|---------------------|---------------------|----------------------|----------------------|-------------------|
| FLOOD IMPACT FEES: | | | | | | |
| Riter District | 10,677 | 7,406 | 25,564 | 0 | 0 | |
| Westridge District | 0 | 3,493 | 0 | 0 | 0 | |
| Lake Park District | 0 | 0 | 22,890 | 0 | 0 | |
| Interest | 0 | 14,000 | 10,929 | 0 | 0 | |
| Total Revenue | 10,677 | 24,899 | 59,383 | 0 | 0 | 0.00% |

WEST VALLEY CITY FLOOD IMPACT FEES - FUND 35

EXPENDITURE STATEMENT

| | Actual 2022-2023 | Actual 2023-2024 | Actual 2024-2025 | Adopted 2025-2026 | Interim 2026-2027 | Percent Change |
|--------------------------|---------------------|---------------------|---------------------|----------------------|----------------------|-------------------|
| Decker | 0 | 0 | 0 | 0 | 0 | |
| Jordan District | 0 | 0 | 0 | 0 | 0 | |
| Riter District | 0 | 0 | 0 | 0 | 0 | |
| Lake Park District | 56,770 | 0 | 0 | 0 | 0 | |
| Transfer Out | 0 | 0 | 300,488 | 0 | 0 | |
| Total Expenditure | 56,770 | 0 | 300,488 | 0 | 0 | 0.00% |

WEST VALLEY CITY STORM WATER UTILITY - FUND 36

REVENUE STATEMENT

| | Actual 2022-2023 | Actual 2023-2024 | Actual 2024-2025 | Adopted 2025-2026 | Interim 2026-2027 | Percent Change |
|---------------------------------|---------------------|---------------------|---------------------|----------------------|----------------------|-------------------|
| STORM WATER UTILITY: | | | | | | |
| Storm Water Utility Fees | 5,484,928 | 5,676,099 | 5,735,716 | 5,600,000 | 5,700,000 | |
| Interest Income | 22,613 | 47,646 | 59,328 | 0 | 0 | |
| Penalties/Late Fees | 86,415 | 83,452 | 76,933 | 0 | 0 | |
| Gain on Sale of Assets | 41,093 | (203,200) | 7,600 | 0 | 0 | |
| Miscellaneous Revenue | 0 | (170) | 1,644 | 0 | 0 | |
| Appropriation from Fund Balance | 0 | 0 | 0 | 73,000 | 0 | |
| Total Revenue | 5,635,049 | 5,603,827 | 5,881,221 | 5,673,000 | 5,700,000 | 0.48% |

WEST VALLEY CITY STORM WATER UTILITY - FUND 36

EXPENDITURE STATEMENT

| | Actual 2022-2023 | Actual 2023-2024 | Actual 2024-2025 | Adopted 2025-2026 | Interim 2026-2027 | Percent Change |
|--|---------------------|---------------------|---------------------|----------------------|----------------------|-------------------|
| STORMWATER OPERATIONS: | | | | | | |
| Travel & Training | 2,074 | 3,250 | 2,268 | 8,000 | 8,000 | |
| Office Supplies | 0 | 1,078 | 645 | 2,000 | 2,000 | |
| Equip Maintenance | 2,016 | 50,813 | 94,873 | 60,000 | 175,000 | |
| Fuel | 38,645 | 47,752 | 36,730 | 25,000 | 25,000 | |
| Auto Maintenance | 52,000 | 52,000 | 52,000 | 52,000 | 52,000 | |
| Vehicle Parts | 46,169 | 85,269 | 67,156 | 60,000 | 60,000 | |
| Utilities | 19,522 | 17,895 | 23,903 | 35,000 | 35,000 | |
| Prof./Tech (internal) | 521,605 | 521,604 | 521,604 | 521,604 | 521,604 | |
| Prof./Tech. (external) | 67,480 | 65,235 | 84,411 | 115,000 | 115,000 | |
| Special Supplies | 62,288 | 82,102 | 84,448 | 75,000 | 75,000 | |
| Insurance | 4,206 | 16,825 | 23,732 | 10,000 | 10,000 | |
| Capital Equipment | 8,000 | 11,716 | 655,645 | 125,000 | 410,000 | |
| Depreciation | 1,560,031 | 1,601,470 | 0 | 0 | 0 | |
| Subtotal | 2,384,036 | 2,557,009 | 1,647,415 | 1,088,604 | 1,488,604 | 36.74% |
| STORMWATER ENIGEERING PROJECTS: | | | | | | |
| Books/Dues | 800 | 610 | 290 | 800 | 800 | |
| Travel & Training | 2,571 | 7,080 | 6,151 | 9,700 | 9,700 | |
| Office Supplies | 4,361 | 1,682 | 27 | 2,800 | 2,800 | |
| Equip. Maintenance | 1,520 | 0 | 11,800 | 1,800 | 1,800 | |
| Fuel | 5,419 | 0 | 345 | 5,000 | 5,000 | |
| Software | 17,500 | 17,500 | 7,500 | 17,500 | 19,000 | |
| Prof/Tech (internal) | 511,364 | 511,364 | 511,364 | 784,693 | 665,561 | |
| Prof./Tech. (external) | 16,952 | 15,604 | (865) | 0 | 0 | |
| Special Supplies | 4,066 | 17,906 | 3,823 | 3,000 | 3,000 | |
| Special Projects | 85,897 | 327,546 | 2,753,450 | 2,421,138 | 2,139,776 | |
| Capital Equipment | 0 | 0 | 0 | 0 | 0 | |
| Capitalized Spec Proj | (1,824,276) | (331,166) | 0 | 0 | 0 | |
| Subtotal | (1,173,826) | 568,126 | 3,293,885 | 3,246,431 | 2,847,437 | -12.29% |
| STORMWATER ADMINISTRATON: | | | | | | |
| Public Notices | 19,985 | 21,326 | 42,652 | 21,326 | 21,327 | |
| Travel/Training | 62 | 185 | 0 | 2,000 | 2,000 | |
| Office Supplies | 844 | 1,388 | 5,050 | 4,000 | 4,000 | |
| Prof/Tech (internal) | 911,683 | 923,158 | 1,201,225 | 1,035,038 | 1,059,788 | |
| Prof./Tech. (external) | 5,825 | 271,867 | 4,000 | 8,000 | 8,000 | |
| Transfer Out | 2,070,152 | 0 | 38,097,737 | 267,601 | 268,844 | |
| Subtotal | 3,008,551 | 1,217,924 | 39,350,664 | 1,337,965 | 1,363,959 | 1.94% |
| Total Expenditure | 4,218,761 | 4,343,059 | 44,291,964 | 5,673,000 | 5,700,000 | 0.48% |

THE DIVISION OF ARTS AND CULTURE - FUND 37

REVENUE STATEMENT

| | Actual 2022-2023 | Actual 2023-2024 | Actual 2024-2025 | Adopted 2025-2026 | Interim 2026-2027 | Percent Change |
|-----------------------------|---------------------|---------------------|---------------------|----------------------|----------------------|-------------------|
| Cultural Center: | | | | | | |
| Miscellaneous | 10,484 | 0 | 0 | 0 | 0 | |
| Cultural Center Revenue | 253,772 | 363,820 | 412,209 | 300,000 | 208,000 | |
| Amphitheater | 1,191 | 40 | 0 | 0 | 0 | |
| Concessions/Alcohol Revenue | 16,057 | 32,263 | 25,769 | 14,000 | 12,000 | |
| Membership/Season Tickets | 8,790 | 1,519 | 0 | 0 | 0 | |
| Catering Commission | 0 | 4,601 | 22,829 | 12,000 | 12,000 | |
| Art Sales | 0 | 0 | 12,965 | 12,000 | 6,000 | |
| Donations | 0 | 0 | 24,248 | 0 | 0 | |
| Gallery Exhibits/Receptions | 0 | 0 | 885 | 0 | 0 | |
| Artrageous | 0 | 0 | 250 | 0 | 0 | |
| Day of the Dead | 0 | 0 | 20,646 | 12,000 | 12,000 | |
| Total Revenue | 290,294 | 402,243 | 519,801 | 350,000 | 250,000 | -28.57% |

THE DIVISION OF ARTS AND CULTURE - FUND 37

EXPENDITURE STATEMENT

| | Actual 2022-2023 | Actual 2023-2024 | Actual 2024-2025 | Adopted 2025-2026 | Interim 2026-2027 | Percent Change |
|-------------------------------------|---------------------|---------------------|---------------------|----------------------|----------------------|-------------------|
| Operations: | | | | | | |
| Permanent Employees | 1,269,545 | 1,355,581 | 1,197,469 | 827,090 | 750,334 | |
| Overtime | 15,062 | 21,634 | 4,984 | 10,000 | 10,000 | |
| Temporary Employees | 87,226 | 111,150 | 94,607 | 84,050 | 84,050 | |
| Employee Benefits | 484,602 | 498,947 | 410,518 | 324,870 | 280,346 | |
| Books & Dues | 6,424 | 4,384 | 3,072 | 5,000 | 5,000 | |
| Advertising | 1,310 | 6,425 | 2,461 | 5,000 | 5,000 | |
| Travel & Training | 2,325 | 6,936 | 766 | 6,000 | 6,000 | |
| Office Supplies | 23,841 | 24,674 | 22,601 | 23,000 | 23,000 | |
| Equip. Maintenance | 3,143 | 20,500 | 26,427 | 20,500 | 20,500 | |
| Gasoline | 472 | 841 | 386 | 1,250 | 1,250 | |
| Auto Maintenance | 99 | 67 | 0 | 900 | 900 | |
| Auto Parts | 223 | 49 | 494 | 900 | 900 | |
| Software | 19,231 | 13,516 | 11,044 | 20,000 | 20,000 | |
| Building & Grounds | 39,054 | 51,459 | 48,171 | 50,000 | 50,000 | |
| Utilities | 141,919 | 147,016 | 179,774 | 148,889 | 148,889 | |
| Telephone | 15,830 | 18,930 | 15,830 | 12,000 | 12,000 | |
| Contingency | 71,162 | 61,053 | 726 | 50,000 | 50,000 | |
| Professional Services | 12,848 | 19,955 | 16,676 | 8,028 | 8,028 | |
| Sister City | 0 | 400 | 0 | 0 | 0 | |
| General Health | 417 | 745 | 107 | 250 | 250 | |
| Special Supplies | 66,104 | 56,209 | 144,191 | 25,000 | 25,000 | |
| Signs | 835 | 1,805 | 2,434 | 2,500 | 2,500 | |
| Insurance | 0 | 0 | 0 | 10,000 | 10,000 | |
| Sold Services | (14,462) | (23,508) | (102,410) | 0 | 0 | |
| Capiral Equipment | 0 | 0 | (6,285) | 0 | 0 | |
| Special Projects | 19,572 | 33,563 | 22,444 | 35,000 | 35,000 | |
| Gallery Exhibits/Receptions | 0 | 150 | 29,867 | 20,000 | 20,000 | |
| WorldStage Concerts | 0 | 1,150 | (650) | 0 | 0 | |
| Artrageous | 0 | 0 | 38,166 | 53,000 | 53,000 | |
| Summer Concerts | 0 | 800 | 15,054 | 30,000 | 30,000 | |
| Day of the Dead Celebration | 0 | 0 | 20,683 | 10,000 | 10,000 | |
| Pop-Up Art | 0 | 43 | 0 | 0 | 0 | |
| Wasatch International Food Festival | 0 | 0 | 0 | 60,000 | 60,000 | |
| Cost of Goods Sold | 0 | 1,040 | 0 | 0 | 0 | |
| Transfer Out | 19,109 | 19,683 | 20,392 | 21,067 | 21,717 | |
| Transfer In from GF | (1,312,587) | (1,709,226) | (1,443,086) | (1,560,244) | (1,539,614) | |
| Transfer In from Foundation | (222,000) | (521,856) | 0 | 0 | 0 | |
| Subtotal Operations | 751,304 | 224,115 | 776,913 | 304,050 | 204,050 | -32.89% |
| Maintenance: | | | | | | |
| Equipment Maintenance | 19,010 | 12,605 | 15,263 | 16,450 | 16,450 | |
| Gasoline | 0 | 0 | 0 | 3,500 | 3,500 | |
| Building & Grounds | 22,515 | 15,910 | 22,709 | 26,000 | 26,000 | |
| Subtotal Maintenance | 41,525 | 28,515 | 37,972 | 45,950 | 45,950 | 0.00% |
| Total Expenditures | 792,829 | 252,630 | 814,885 | 350,000 | 250,000 | -28.57% |

WEST VALLEY CITY STREET LIGHTS - FUND 39

REVENUE STATEMENT

| | Actual 2022-2023 | Actual 2023-2024 | Actual 2024-2025 | Adopted 2025-2026 | Interim 2026-2027 | Percent Change |
|---------------------------------|---------------------|---------------------|---------------------|----------------------|----------------------|-------------------|
| STREET LIGHTS: | | | | | | |
| Misc. Revenue | 8,278 | 8,729 | 12,634 | 0 | 0 | |
| Street Light Fees | 1,254,449 | 1,262,695 | 1,159,614 | 1,250,000 | 1,150,000 | |
| Appropriation from Fund Balance | 0 | 0 | 0 | 761 | 113,298 | |
| Total | 1,262,727 | 1,271,424 | 1,172,248 | 1,250,761 | 1,263,298 | 1.00% |

WEST VALLEY CITY STREET LIGHTS - FUND 39

EXPENDITURE STATEMENT

| | Actual 2022-2023 | Actual 2023-2024 | Actual 2024-2025 | Adopted 2025-2026 | Interim 2026-2027 | Percent Change |
|-------------------------------|---------------------|---------------------|---------------------|----------------------|----------------------|-------------------|
| STREET LIGHTS: | | | | | | |
| Permanent Employees | 128,805 | 191,781 | 229,156 | 226,730 | 243,435 | |
| O.T. Employees | 3,315 | 1,937 | 1,270 | 1,000 | 1,000 | |
| Temporary Employees | 0 | 0 | 0 | 4,000 | 4,000 | |
| Employee Benefits | 49,919 | 76,935 | 95,589 | 94,858 | 86,316 | |
| Bks/Subscriptions/Memberships | 116 | 116 | 346 | 500 | 500 | |
| Travel/Training | 308 | 906 | 378 | 4,000 | 4,000 | |
| Office Supplies | 198 | 299 | 0 | 0 | 0 | |
| Equipment Maintenance | 141,298 | 435,712 | 95,325 | 200,000 | 200,000 | |
| Gasoline & Diesel | 6,260 | 7,390 | 6,293 | 15,000 | 15,000 | |
| Utilities | 136,761 | 147,538 | 149,840 | 120,000 | 150,000 | |
| Prof./Tech (internal) | 78,975 | 43,550 | 43,550 | 52,190 | 57,690 | |
| Prof./Tech. (external) | 140,376 | 141,711 | 66,371 | 150,000 | 100,000 | |
| Special Supplies | 511 | 268 | 0 | 0 | 0 | |
| Sold Services | 0 | 0 | (623) | 0 | 0 | |
| Capital Equipment | 171,516 | 180,487 | 205,425 | 0 | 0 | |
| Special Projects | 0 | 592,558 | 40,933 | 215,995 | 229,734 | |
| Transfer Out | 151,013 | 155,627 | 691,950 | 166,488 | 171,623 | |
| Transfer In | 0 | (2,360) | 0 | 0 | 0 | |
| Total | 1,009,371 | 1,974,455 | 1,625,803 | 1,250,761 | 1,263,298 | 1.00% |

CAPITAL IMPROVEMENTS FUND - FUND 45

REVENUE STATEMENT

| | Actual 2022-2023 | Actual 2023-2024 | Actual 2024-2025 | Adopted 2025-2026 | Interim 2026-2027 | Percent Change |
|--|---------------------|---------------------|---------------------|----------------------|----------------------|-------------------|
| REVENUES: | | | | | | |
| Fed/State Capital Projects | 500,000 | 500,000 | 524,715 | 0 | 0 | |
| SL County Capital Projects | 0 | 0 | 760,441 | 0 | 0 | |
| Fire Apparatus Reimbursement | 108,164 | 234,318 | 0 | 0 | 0 | |
| Developer Capital Fees/Contrib. | 819,500 | 0 | 0 | 0 | 0 | |
| Miscellaneous | 589,028 | 2,365,951 | 230,815 | 0 | 0 | |
| Interest | 234,795 | 317,577 | 253,161 | 0 | 0 | |
| Gain on Sale of Asset | 214,986 | 193,493 | 241,191 | 0 | 0 | |
| Total Revenues | 2,466,473 | 3,611,339 | 2,010,323 | 0 | 0 | 0.0% |
| OTHER SOURCES: | | | | | | |
| Bond/Lease Proceeds | 40 | 5 | 1,750,375 | 0 | 0 | |
| Appropriation from Fund Balance | 0 | 0 | 0 | 3,895,594 | 872,781 | |
| Total Other Sources | 40 | 5 | 1,750,375 | 3,895,594 | 872,781 | -77.60% |
| Total Revenue and Other Sources | 2,466,513 | 3,611,344 | 3,760,698 | 3,895,594 | 872,781 | -77.60% |

CAPITAL IMPROVEMENTS FUND - FUND 45
EXPENDITURE STATEMENT

| | Actual 2022-2023 | Actual 2023-2024 | Actual 2024-2025 | Adopted 2025-2026 | Interim 2026-2027 | Percent Change |
|--|-----------------------------|-----------------------------|-----------------------------|------------------------------|------------------------------|---------------------------|
| EXPENDITURES: | | | | | | |
| Sold Services | (76,057) | (184,500) | (774,983) | 0 | 0 | |
| Capital Equipment | 0 | 0 | 114,191 | 0 | 0 | |
| 2450 S Roadway Extension | 319,035 | 0 | 0 | 0 | 0 | |
| Safe Sidewalks | 67,302 | 0 | 0 | 0 | 0 | |
| Special Projects | 10,700 | 0 | 950,277 | 0 | 0 | |
| Facilities Projects | 205,858 | 766,149 | 1,217,385 | 400,000 | 400,000 | |
| PW/RDA Weed Management | 0 | 0 | 7,584 | 0 | 0 | |
| PW-Engineering Renovation | 166,756 | 0 | 0 | 0 | 0 | |
| Legal/RDA Office Remodel | 21,300 | 390,688 | 0 | 0 | 0 | |
| Arena Renovation | 500,000 | 0 | 0 | 0 | 0 | |
| Concrete Repairs Centennial Pool | 0 | 0 | 0 | 0 | 150,000 | |
| Lighting Pickleball Courts/Skate Park | 0 | 372,610 | 0 | 0 | 0 | |
| Wetlands Park | 0 | 229,524 | 3,420,997 | 0 | 0 | |
| Cultural Center Basement Project | (4,669) | 0 | 0 | 0 | 0 | |
| Parkway Blvd Widening | 399,721 | 0 | 2,865 | 0 | 0 | |
| 4100 S Reconstruction | 0 | 24,085 | 0 | 0 | 0 | |
| City Courts/Legal Bldg | 8,148,954 | 73,523 | 40,000 | 0 | 0 | |
| 4700 S Reconstruction | 2,150,603 | 19,405 | 0 | 0 | 0 | |
| 2700 W Improvement Project | (3,644) | 4,628 | 0 | 0 | 0 | |
| Energy Efficiency Upgrades | 413,929 | 277,981 | 69,356 | 0 | 0 | |
| Crosstowne Trail | 4,081 | 2,008,564 | 215,165 | 0 | 0 | |
| Veterans Memorial Park | 0 | 0 | 1,524,843 | 0 | 0 | |
| 6800 West Improvements | 0 | 0 | 51,950 | 0 | 0 | |
| 2022 Pedestrian Ramps | 312,772 | 0 | 0 | 0 | 0 | |
| Lancer Way Reconstruction | 300,075 | 9,200 | 1,796,815 | 0 | 0 | |
| 4100 S HAWK Signals Project | 158,110 | 19,563 | 0 | 0 | 0 | |
| 6800 West Pond Overflow | 9,635 | 258,968 | 21,311 | 0 | 0 | |
| 3900 S Roadway Improvements | 0 | 0 | 21,903 | 0 | 0 | |
| UTA Midvalley BRT | 0 | 49,250 | 0 | 0 | 0 | |
| SFR Widening Project | 0 | 101,326 | 480,804 | 0 | 0 | |
| 3500 S Sidewalks | 0 | 300,000 | 0 | 0 | 0 | |
| Street Sign Replacement Project | 0 | 119,577 | 86,969 | 0 | 0 | |
| 4000 West Improvements | 0 | 69,150 | 0 | 0 | 0 | |
| Bangerter Highway Betterments | 0 | 2,000,000 | 0 | 0 | 0 | |
| Parkway Blvd Wetland Road | 0 | 264,819 | 572,767 | 0 | 0 | |
| 7200 W Reconstruction | 0 | 0 | 4,776 | 0 | 0 | |
| 2024-25 Sidewalk Repair Project | 0 | 0 | 163,482 | 0 | 0 | |
| BFP - WVC Bridge Replacements | 0 | 0 | 211,224 | 0 | 0 | |
| 2025 Street Light Project | 0 | 0 | 652,173 | 0 | 0 | |
| 3200 W SR-201 (UDOT) - APT Bettermen | 0 | 0 | 100,000 | 0 | 0 | |
| 5900 West Extention Project | 0 | 0 | 3,200 | 0 | 0 | |
| Overlay Projects | 4,791,345 | 965,949 | 3,014,815 | 0 | 0 | |
| Transportation Sales Tax Projects | 0 | 0 | 0 | 5,230,000 | 5,500,000 | |
| Sidewalk Repair Projects | 0 | 0 | 0 | 250,000 | 0 | |
| City Hall Parking Lot Replacement | 0 | 0 | 0 | 1,500,000 | 0 | |
| Chinese Gate Repair | 0 | 0 | 0 | 80,000 | 0 | |
| City Hall HVAC Controls | 0 | 0 | 0 | 157,000 | 0 | |
| City's General Plan Update | 0 | 0 | 0 | 300,000 | 0 | |
| Parkway Park Playground Replacement | 0 | 0 | 0 | 50,000 | 0 | |
| Indoor Pool Filtration Salt Water System | 0 | 0 | 0 | 135,000 | 0 | |
| Fassio Park Fence | 0 | 82,156 | 0 | 0 | 0 | |
| N. Frontage Rd Improvement Project | 0 | 0 | 0 | 0 | 3,000,000 | |
| Admin Special Projects | 0 | 0 | 29,130 | 0 | 0 | |
| Finance Special Projects | 1,526 | 0 | 0 | 0 | 0 | |
| Legal Speical Projects | 0 | 237,500 | 0 | 0 | 0 | |
| Police Special Projects | 0 | 0 | 152,558 | 0 | 0 | |
| Fire Special Projects | 583,615 | 0 | 270,500 | 0 | 0 | |
| Parks Special Projects | 74,025 | 0 | 0 | 0 | 0 | |
| CEC Speical Projects | 0 | 0 | 0 | 0 | 262,000 | |
| Rolling Stock | 1,830,622 | 3,608,941 | 2,107,045 | 2,000,000 | 1,000,000 | |
| Rolling Stock Lease Payments | 559,044 | 566,454 | 695,759 | 618,943 | 593,129 | |
| Transfers Out | 1,897,643 | 3,041,206 | 3,132,498 | 1,173,594 | 872,781 | |
| Transfers In | (14,126,498) | (11,536,576) | (8,189,791) | (7,998,943) | (10,905,129) | |
| Total Expenditures | 8,715,783 | 4,140,140 | 12,167,568 | 3,895,594 | 872,781 | -77.60% |

**THE RIDGE GOLF CLUB FUND - FUND 55
REVENUE STATEMENT**

| | Actual 2022-2023 | Actual 2023-2024 | Actual 2024-2025 | Adopted 2025-2026 | Interim 2026-2027 | Percent Change |
|---------------------------------|-----------------------------|-----------------------------|-----------------------------|------------------------------|------------------------------|---------------------------|
| OPERATING REVENUE: | | | | | | |
| Green Fees | 800,231 | 1,021,865 | 1,164,084 | 1,040,000 | 1,040,000 | |
| Driving Range | 18,312 | 0 | 0 | 60,000 | 60,000 | |
| Carts | 381,035 | 471,110 | 498,690 | 500,000 | 500,000 | |
| Pull Carts | 36 | 0 | 0 | 0 | 0 | |
| Golf Club Rentals | 1,972 | 3,112 | 3,621 | 2,000 | 2,000 | |
| Gratuities - Operations | 5,815 | 13,915 | 15,178 | 6,000 | 6,000 | |
| Pro Shop | 194,210 | 243,099 | 234,807 | 210,000 | 210,000 | |
| Grill/Catering | 337,177 | 362,156 | 373,282 | 400,000 | 400,000 | |
| Room Rental | 31,927 | 96,281 | 17,423 | 0 | 0 | |
| Gratuities - Grill & Catering | 31,382 | 20,033 | 26,142 | 61,000 | 61,000 | |
| Miscellaneous | 2,019 | 5,000 | 125 | 5,000 | 5,000 | |
| Gain on Sale of Assets | 10,555 | 0 | 20,000 | 0 | 0 | |
| Appropriation from Fund Balance | 0 | 0 | 0 | 308,591 | 517,943 | |
| Total Revenue | 1,814,672 | 2,236,571 | 2,353,352 | 2,592,591 | 2,801,943 | 8.08% |

**THE RIDGE GOLF CLUB FUND - FUND 55
EXPENSE STATEMENT**

| | Actual 2022-2023 | Actual 2023-2024 | Actual 2024-2025 | Adopted 2025-2026 | Interim 2026-2027 | Percent Change |
|-------------------------------------|-----------------------------|-----------------------------|-----------------------------|------------------------------|------------------------------|---------------------------|
| OPERATING EXPENSES | | | | | | |
| OPERATIONS: | | | | | | |
| Personnel | 384,337 | 419,229 | 470,382 | 455,750 | 534,328 | |
| Operations | 161,486 | 160,137 | 161,025 | 187,564 | 187,564 | |
| Professional Services | 82,868 | 54,561 | 110,237 | 71,405 | 71,405 | |
| Utilities | 27,234 | 29,818 | 23,734 | 36,000 | 36,000 | |
| Operations Subtotal | 655,925 | 663,745 | 765,378 | 750,719 | 829,297 | 10.47% |
| MAINTENANCE: | | | | | | |
| Personnel | 349,148 | 392,336 | 465,153 | 454,677 | 490,453 | |
| Operating Supplies | 230,807 | 259,292 | 106,092 | 230,760 | 230,760 | |
| Utilities | 147,320 | 180,628 | 227,732 | 196,250 | 196,250 | |
| Maintenance Subtotal | 727,275 | 832,256 | 798,977 | 881,687 | 917,463 | 4.06% |
| GRILL/CATERING | | | | | | |
| Personnel | 306,607 | 380,842 | 378,896 | 370,954 | 386,457 | |
| Operating Supplies | 37,477 | 52,684 | 87,704 | 66,100 | 66,100 | |
| Snack Bar Subtotal | 344,084 | 433,526 | 466,600 | 437,054 | 452,557 | 3.55% |
| COST OF SALES: | | | | | | |
| Cost of Goods Sold | 151,450 | 187,671 | 218,658 | 125,000 | 125,000 | |
| Grill/Snack Bar | 110,764 | 129,675 | 187,542 | 170,000 | 170,000 | |
| Depreciation | 220,688 | 224,151 | 339,168 | 228,131 | 343,025 | |
| Cost of Sales Subtotal | 482,902 | 541,497 | 745,368 | 523,131 | 638,025 | 21.96% |
| Total Operating Expenses | 2,210,187 | 2,471,024 | 2,776,323 | 2,592,591 | 2,837,342 | 9.44% |
| NON-OPERATING EXPENSES: | | | | | | |
| Transfer In | (360,036) | (517,530) | (103,044) | 0 | (35,399) | |
| Total Non-Operating Expenses | (360,036) | (517,530) | (103,044) | 0 | (35,399) | 0.00% |
| Total Expenses | 1,850,151 | 1,953,494 | 2,673,279 | 2,592,591 | 2,801,943 | 8.08% |

STONEBRIDGE GOLF COURSE FUND - FUND 57

REVENUE STATEMENT

| | Actual 2022-2023 | Actual 2023-2024 | Actual 2024-2025 | Adopted 2025-2026 | Interim 2026-2027 | Percent Change |
|---------------------------------|---------------------|---------------------|---------------------|----------------------|----------------------|-------------------|
| OPERATING REVENUE: | | | | | | |
| Green Fees | 1,272,289 | 1,371,385 | 1,332,965 | 1,300,000 | 1,300,000 | |
| Driving Range | 15,337 | 0 | 0 | 30,000 | 30,000 | |
| Carts | 435,534 | 512,834 | 556,913 | 550,000 | 550,000 | |
| Pull Carts | 241 | 0 | 0 | 0 | 0 | |
| Rental Clubs | 11,108 | 11,961 | 9,534 | 11,000 | 11,000 | |
| Gratuities - Operations | 12,903 | 12,008 | 17,642 | 17,000 | 17,000 | |
| Pro Shop | 256,017 | 287,473 | 266,240 | 275,000 | 275,000 | |
| Grill/Catering | 602,092 | 628,041 | 598,012 | 600,000 | 600,000 | |
| Room Rental | 3,036 | 1,190 | 14,499 | 0 | 0 | |
| Gratuities - Grill & Catering | 61,762 | 23,172 | 19,159 | 75,000 | 75,000 | |
| Misc. | (2,659) | 49 | 222 | 5,000 | 5,000 | |
| Total Op. Revenue | 2,667,660 | 2,848,113 | 2,815,186 | 2,863,000 | 2,863,000 | 0.00% |
| NON-OPERATING REVENUE: | | | | | | |
| Gain on Sale of Assets | 0 | 13,500 | 0 | 0 | 0 | |
| Interest | 0 | 0 | 0 | 0 | 0 | |
| Appropriation from Fund Balance | 0 | 0 | 0 | 187,555 | 318,966 | |
| Total Non-Operating Rev | 0 | 13,500 | 0 | 187,555 | 318,966 | 70.07% |
| Total Revenue | 2,667,660 | 2,861,613 | 2,815,186 | 3,050,555 | 3,181,966 | 4.31% |

STONEBRIDGE GOLF COURSE FUND - FUND 57

EXPENSE STATEMENT

| | Actual 2022-2023 | Actual 2023-2024 | Actual 2024-2025 | Adopted 2025-2026 | Interim 2026-2027 | Percent Change |
|-------------------------------------|---------------------|---------------------|---------------------|----------------------|----------------------|-------------------|
| OPERATING EXPENSES | | | | | | |
| OPERATIONS: | | | | | | |
| Personnel | 437,580 | 542,122 | 580,446 | 588,275 | 582,020 | |
| Operations | 205,609 | 212,578 | 197,182 | 249,631 | 249,631 | |
| Professional Services | 123,879 | 52,937 | 91,535 | 130,000 | 130,000 | |
| Utilities | 54,536 | 53,257 | 47,682 | 50,000 | 50,000 | |
| Operations Subtotal | 821,605 | 860,894 | 916,845 | 1,017,906 | 1,011,651 | -0.61% |
| MAINTENANCE: | | | | | | |
| Personnel | 419,599 | 458,139 | 496,532 | 501,646 | 550,332 | |
| Operating Supplies | 270,212 | 271,033 | 197,384 | 273,051 | 273,051 | |
| Utilities | 149,025 | 192,823 | 232,681 | 195,750 | 195,750 | |
| Maintenance Subtotal | 838,836 | 921,995 | 926,597 | 970,447 | 1,019,133 | 5.02% |
| GRILL/CATERING: | | | | | | |
| Personnel | 360,365 | 389,384 | 343,803 | 373,945 | 416,377 | |
| Operating Supplies | 59,583 | 46,283 | 49,755 | 82,400 | 82,400 | |
| Snack Bar Subtotal | 419,948 | 435,667 | 393,558 | 456,345 | 498,777 | 9.30% |
| COST OF SALES: | | | | | | |
| Cost of Goods Sold | 174,648 | 197,028 | 189,012 | 180,000 | 180,000 | |
| Grill/Snack Bar | 183,358 | 186,324 | 171,975 | 230,000 | 230,000 | |
| Depreciation | 108,786 | 155,107 | 225,087 | 195,857 | 288,566 | |
| Cost of Sales Subtotal | 466,793 | 538,459 | 586,074 | 605,857 | 698,566 | 15.30% |
| Total Oper Expenses | 2,547,183 | 2,757,015 | 2,823,074 | 3,050,555 | 3,228,127 | 5.82% |
| NON-OPERATING EXPENSES: | | | | | | |
| Sales Tax Rev Bonds S 2016 | 0 | 0 | 0 | 0 | 0 | |
| Transfer In | (309,761) | (573,169) | (383,126) | 0 | (46,161) | 0.0% |
| Transfer Out | 0 | 0 | 0 | 0 | 0 | |
| Total Non-Operating Expenses | (309,761) | (573,169) | (383,126) | 0 | (46,161) | 0.0% |
| Total Expenses | 2,237,422 | 2,183,846 | 2,439,948 | 3,050,555 | 3,181,966 | 4.31% |

**GRANTS - FUND 60
REVENUE STATEMENT**

| | Actual 2022-2023 | Actual 2023-2024 | Actual 2024-2025 | Adopted 2025-2026 | Interim 2026-2027 | Percent Change |
|-----------------------------|-----------------------------|-----------------------------|-----------------------------|------------------------------|------------------------------|---------------------------|
| CDBG Projects | 1,542,103 | 2,283,817 | 1,544,105 | 1,066,000 | 1,073,357 | |
| HOME & Federal Grants | 786,151 | 657,690 | 687,830 | 0 | 0 | |
| State Grants | 485,872 | 187,016 | 155,377 | 0 | 0 | |
| Other Governmental Agencies | 12,572 | 136,695 | 680,638 | 0 | 0 | |
| Subtotal | 2,826,698 | 3,265,218 | 3,067,950 | 1,066,000 | 1,073,357 | 0.69% |

**GRANTS - FUND 60
EXPENDITURE STATEMENT**

| | Actual 2022-2023 | Actual 2023-2024 | Actual 2024-2025 | Adopted 2025-2026 | Interim 2026-2027 | Percent Change |
|-----------------------------|-----------------------------|-----------------------------|-----------------------------|------------------------------|------------------------------|---------------------------|
| Personnel | 158,117 | 119,923 | 159,812 | 169,425 | 188,960 | |
| General Operations | 92,194 | 48,453 | 82,479 | 0 | 0 | |
| CDBG Projects | 1,291,792 | 2,115,441 | 1,304,329 | 896,575 | 884,397 | |
| HOME & Federal Grants | 798,868 | 660,577 | 1,185,866 | 0 | 0 | |
| State Grants | 477,163 | 320,822 | 242,979 | 0 | 0 | |
| Other Governmental Agencies | 0 | 0 | 95,000 | 0 | 0 | |
| Subtotal | 2,818,134 | 3,265,216 | 3,070,465 | 1,066,000 | 1,073,357 | 0.69% |

AMBULANCE FUND - FUND 66

REVENUE STATEMENT

| | Actual 2022-2023 | Actual 2023-2024 | Actual 2024-2025 | Adopted 2025-2026 | Interim 2026-2027 | Percent Change |
|---------------------------------|-----------------------------|-----------------------------|-----------------------------|------------------------------|------------------------------|---------------------------|
| OPERATING REVENUE: | | | | | | |
| Ambulance Fees | 3,558,937 | 3,485,315 | 3,840,364 | 3,589,588 | 4,657,882 | |
| Collections Proceeds | 79,547 | 68,135 | 85,826 | 90,000 | 90,000 | |
| Gain on Sale of Assets | 7,790 | 0 | 0 | 0 | 0 | |
| Misc. | 0 | 18,620 | 0 | 0 | 0 | |
| Appropriation from Fund Balance | 0 | 0 | 0 | 0 | 0 | |
| Total Operating Revenue | 3,646,274 | 3,572,070 | 3,926,190 | 3,679,588 | 4,747,882 | 29.03% |

AMBULANCE FUND - FUND 66

EXPENSE STATEMENT

| | Actual 2022-2023 | Actual 2023-2024 | Actual 2024-2025 | Adopted 2025-2026 | Interim 2026-2027 | Percent Change |
|-------------------------------------|-----------------------------|-----------------------------|-----------------------------|------------------------------|------------------------------|---------------------------|
| OPERATING EXPENSES | | | | | | |
| OPERATIONS | | | | | | |
| Permanent Employees | 1,048,814 | 1,133,636 | 1,175,023 | 1,287,657 | 1,437,525 | |
| Overtime | 87,660 | 112,333 | 89,000 | 46,970 | 60,000 | |
| Additional Pay | 2,550 | 1,021 | 729 | 0 | 0 | |
| Employee Benefits | 476,252 | 480,867 | 481,729 | 511,215 | 631,827 | |
| Benefit Expense | (284,740) | (321,370) | (73,511) | 0 | 0 | |
| Uniform Allowance | 13,400 | 14,100 | 13,600 | 14,400 | 15,600 | |
| Travel/Training | 9,126 | 8,088 | 1,964 | 5,825 | 7,000 | |
| Office Supplies | 0 | 0 | 155 | 2,390 | 2,500 | |
| Equipment Maint. | 2,710 | 0 | 0 | 2,987 | 3,000 | |
| Gas/Diesel | 48,655 | 38,508 | 36,397 | 30,588 | 32,000 | |
| Auto Maintenance | 64,920 | 58,705 | 45,105 | 52,974 | 55,000 | |
| Auto Parts | 60,837 | 56,100 | 36,409 | 43,000 | 45,000 | |
| Prof/Tech WVC | 400,000 | 400,000 | 612,483 | 722,018 | 0 | |
| Billing Services | 182,990 | 426,335 | 269,665 | 165,000 | 260,000 | |
| Ambulance Service Provider Assess. | 152,359 | 174,154 | 160,757 | 115,000 | 255,000 | |
| Public Safety Supplies | 87,931 | 233,533 | 86,819 | 93,450 | 115,000 | |
| Insurance | 26,150 | 538 | 5,337 | 7,650 | 7,650 | |
| Capital Equipment | 0 | 2,000 | 0 | 0 | 0 | |
| Depreciation | 430,717 | 380,692 | 393,142 | 322,981 | 343,280 | |
| Total Operating Expenses | 2,810,329 | 3,199,240 | 3,334,803 | 3,424,105 | 3,270,382 | -4.49% |
| NON-OPERATING EXPENSES: | | | | | | |
| Lease Agreement | 27,043 | 372,213 | 371,708 | 43,000 | 43,000 | |
| Transfer Out | 211,483 | 0 | 0 | 212,483 | 1,434,500 | |
| Transfer In | (230,442) | (12,000) | (29,763) | 0 | 0 | |
| Total Non-Operating Expenses | 8,085 | 360,213 | 341,945 | 255,483 | 1,477,500 | 478.32% |
| Total Expenses | 2,818,414 | 3,559,453 | 3,676,748 | 3,679,588 | 4,747,882 | 29.03% |



Property Tax Rate Increase

The City is considering levying a tax rate that exceeds the City's certified tax rate. The proposed tax rate increase would generate approximately \$1,907,662 of additional ad valorem tax revenue to be used to pay for additional operational and employee compensation costs. The proposed tax rate increase would increase the City's ad valorem tax revenue by approximately 5%. If the City proceeds with the proposed tax rate increase, the City will provide notice of and conduct a public hearing, as required by Utah Code Section 59-2-919(4)(c).



Property Tax Rate Increase

The City is considering levying a tax rate that exceeds the City's certified tax rate. The proposed tax rate increase would generate approximately \$1,907,662 of additional ad valorem tax revenue to be used to pay for additional operational and employee compensation costs. The proposed tax rate increase would increase the City's ad valorem tax revenue by approximately 5%. If the City proceeds with the proposed tax rate increase, the City will provide notice of and conduct a public hearing, as required by Utah Code Section 59-2-919(4)(c).



Description: FY 2026-27 WVC Tentative/Interim Budget Adoption

Fiscal Impact:

Funding Source:

Account #:

Budget Opening Required:

Issue:

A Resolution adopting a tentative budget for West Valley City for the Fiscal Year commencing July 1, 2026, and ending June 30, 2027.

Summary:

This resolution adopts the tentative budget for West Valley City for the 2026-2027 fiscal year and sets a date for public comment at a hearing to be held on August 11, 2026.

Background:

West Valley City will adopt a tentative budget that will be made available for public inspection during regular office hours in the City's Recorder's office and gave notice of a hearing to receive public comment, before the final adoption of this tentative budget for FY 2026-2027.

Recommendation:

City staff recommends approval of the resolution.

Department: Finance

Submitted By:

Date Submitted:



Diversity - Community - Prosperity - Attractiveness - Reputation

WEST VALLEY CITY, UTAH

RESOLUTION NO. _____

A RESOLUTION ADOPTING A TENTATIVE BUDGET FOR THE FISCAL YEAR COMMENCING JULY 1, 2026 AND ENDING JUNE 30, 2027 AND SETTING AUGUST 11, 2026 AS THE DATE FOR A PUBLIC BUDGET HEARING.

WHEREAS, the West Valley City Manager has filed a proposed budget and a separately available Property Tax Impact Schedule with the West Valley City Council for the fiscal year commencing July 1, 2026, and ending June 30, 2027; and

WHEREAS, the City Council agendas for the May 12, 2026 study meeting and the May 26, 2026 regular meeting each included a separate agenda item indicating that “an executive officer or budget officer of the City intends to state in this public meeting that the tentative budget includes a proposed tax rate increase”; and

WHEREAS, the City Council agendas for the May 12, 2026 study meeting and the May 26, 2026 regular meeting each included a separate agenda item in which an executive officer or budget officer of the City made the statement that “the tentative budget includes a proposed tax rate increase and presents a property tax impact schedule as defined in Utah Code Section 59-2-924”; and

WHEREAS, the City Council held a public hearing in compliance with state law on May 26, 2026 to receive public comment concerning the tentative budget; and

WHEREAS, the City Council has carefully reviewed and considered the budget and has determined that it should be tentatively adopted; and

WHEREAS, Utah laws governing budget adoption and setting of tax rates and federal laws governing receipt and disbursement of federal funds have been or will be complied with; and

WHEREAS, it is the intent and desire of West Valley City to comply with all applicable state and local laws regarding the adoption of the budget; and

WHEREAS, the City Council of West Valley City, Utah, hereby determines that it is in the best interests of the citizens of West Valley City to adopt a tentative budget for West Valley City for the 2026-2027 fiscal year.

NOW, THEREFORE, BE IT RESOLVED by the City Council of West Valley City, Utah, as follows:

1. The budget attached hereto (herein the “Tentative Budget”), in the amounts shown in Exhibit “A” for the following funds and any others listed therein: General; Capital Improvement; Golf Courses; “C” Road; Fitness Center; Arena; Sanitation;

Storm Water Utility; Cultural Celebration Center; Street Lights; Grants; Road, Park, Fire, Police, Flood Impact Fees, and Ambulance Fund, is hereby tentatively adopted pursuant to Section 10-6-101, et seq., Utah Code Annotated 1953, as amended.

- 2. A public hearing to consider the Tentative Budget for final adoption shall be held on August 11, 2026, at 6:30 p.m. in the West Valley City Council chambers located at 3600 Constitution Boulevard, West Valley City, Utah. This hearing shall also be conducted electronically. The City Recorder is hereby directed to give notice of said hearing as required by state law.
- 3. Citizens in attendance at the public hearing shall be permitted to provide written or oral comment for or against the Tentative Budget or any of its individual funds, and for or against the relationship of Community Development Block Grant funds and other federal funds to the Tentative Budget.
- 4. A copy of the Tentative Budget and a summary of the Tentative Budget and the City’s proposed use of the various federal funds in the context of the Tentative Budget shall be placed on record at the City Recorder’s Office at the same address indicated above, at least ten days prior to the adoption of the final Budget, for inspection by the general public during normal office hours.
- 5. The Property Tax Impact Schedule, presented as part of the Tentative Budget and also as a separate item available apart from any other budget documents, is hereby adopted. The Property Tax Impact Schedule shall remain available for public inspection during normal office hours until all required hearings have occurred and a final budget is adopted for the 2026-2027 fiscal year.
- 6. The adopted Tentative Budget shall be considered to be the “Interim Budget” as defined in Utah Code Section 59-2-924(1)(s).

PASSED, APPROVED, and MADE EFFECTIVE this _____ day of _____, 2026.

WEST VALLEY CITY

MAYOR

ATTEST:

CITY RECORDER

WEST VALLEY CITY, UTAH

RESOLUTION NO. _____

**A RESOLUTION CONFIRMING THAT CERTAIN
STATEMENTS WERE MADE AND DOCUMENTS MADE
AVAILABLE AS REQUIRED BY STATE LAW.**

WHEREAS, the City has adopted a tentative budget for the 2026-2027 fiscal year; and

WHEREAS, changes during the 2026 legislative session required that certain statements be made and certain documents be made available during the tentative budget process.

NOW, THEREFORE, BE IT RESOLVED by the City Council of West Valley City, Utah, as follows:

1. The City Council agendas for the May 12, 2026 study meeting and the May 26, 2026 regular meeting each included a separate agenda item indicating that “an executive officer or budget officer of the City intends to state in this public meeting that the tentative budget includes a proposed tax rate increase”.
2. The City Council agendas for the May 12, 2026 study meeting and the May 26, 2026 regular meeting each included a separate agenda item in which an executive officer or budget officer of the City made the statement that “the tentative budget includes a proposed tax rate increase and presents a property tax impact schedule as defined in Utah Code Section 59-2-924”. The City’s budget officer then stated that “the tentative budget includes a proposed tax rate increase and presents a property tax impact schedule as defined in Utah Code Section 59-2-924”.
3. The City Council agendas for the May 12, 2026 study meeting and the May 26, 2026 regular meeting each included an item providing that the City’s budget officer would present a property tax impact schedule as defined in Utah Code Section 59-2-924 separate from all documents as required by state law. The City’s budget officer then presented the property tax impact schedule to the City Council.
4. The City Council hereby directs that the Property Tax Impact Schedule presented is to be available for public inspection and shall be included as a separate agenda item at each public hearing prior to June 30 at which the City Council discusses the proposed general fund budget for 2026-2027.

5. All statements, adoptions, and directives included in Resolution No. (TENTATIVE BUDGET RESOLUTION NUMBER) remain in full force and effect and nothing in this Resolution shall be construed to alter any element of said Resolution No. (TENTATIVE BUDGET RESOLUTION NUMBER).

PASSED, APPROVED, and MADE EFFECTIVE this _____ day of _____, 2026.

WEST VALLEY CITY

MAYOR

ATTEST:

CITY RECORDER

WEST VALLEY CITY, UTAH

RESOLUTION NO. _____

A RESOLUTION CONFIRMING THAT CERTAIN ADDITIONAL STATEMENTS WERE MADE AS REQUIRED BY STATE LAW AND DIRECTING THE BUDGET OFFICER TO NOTIFY THE TAX COMMISSION AND THE SALT LAKE COUNTY AUDITOR OF A PROPOSED TAX INCREASE AND THE DATE, TIME, AND PLACE OF A PUBLIC HEARING REQUIRED BY STATE LAW.

WHEREAS, the City has adopted a tentative budget for the 2026-2027 fiscal year; and

WHEREAS, changes during the 2026 legislative session required that certain statements be made and certain direction be provided during the tentative budget process.

NOW, THEREFORE, BE IT RESOLVED by the City Council of West Valley City, Utah, as follows:

1. The City Council agendas for the May 12, 2026 study meeting and the May 26, 2026 regular meeting each included a separate agenda item indicating that “the City intends to state that the City is considering levying a tax rate that exceeds the City’s certified tax rate (the “proposed tax rate increase”). The City will also state the approximate dollar amount and purpose for additional ad valorem tax revenue that would be generated by the proposed tax rate increase. The City will also state the approximate percentage increase in ad valorem tax revenue for the City based on the proposed tax rate increase. The City will also state that if the City proceeds with the proposed tax rate increase, the City will provide notice of and conduct a public hearing, as required by Utah Code Section 59-2-919(4)(c), at which members of the public will have an opportunity to provide comments on the proposed tax rate increase.”
2. The City Council agendas for the May 12, 2026 study meeting and the May 26, 2026 regular meeting each included a separate agenda item in which an executive officer or budget officer of the City made the statement that “the City is considering levying a tax rate that exceeds the City’s certified tax rate. The proposed tax rate increase would generate approximately \$1,907,662 of additional ad valorem tax revenue to be used to pay for additional operational and employee compensation costs. The proposed tax rate increase would increase the City’s ad valorem tax revenue by approximately 5%. If the City proceeds with the proposed tax rate increase, the City will provide notice of and conduct a public hearing, as required by Utah Code Section 59-2-919(4)(c).”
3. In Resolution No. (TENTATIVE BUDGET RESOLUTION NUMBER), the City scheduled the public hearing required by Utah Code Section 59-2-919 for August 11, 2026

at 6:30 P.M. at West Valley City Hall, 3600 South Constitution Boulevard, West Valley City, Utah.

4. The City Council hereby directs the City's Budget Officer to send a notice before June 1, 2026 to the Utah State Tax Commission and the Salt Lake County Auditor stating that the City is considering a property tax increase and that the City scheduled the public hearing required by Utah Code Section 59-2-919 for August 11, 2026 at 6:30 P.M. at West Valley City Hall, 3600 South Constitution Boulevard, West Valley City, Utah.
5. All statements, adoptions, and directives included in Resolution No. (TENTATIVE BUDGET RESOLUTION NUMBER) remain in full force and effect and nothing in this Resolution shall be construed to alter any element of said Resolution No. (TENTATIVE BUDGET RESOLUTION NUMBER).

PASSED, APPROVED, and MADE EFFECTIVE this _____ day of _____, 2026.

WEST VALLEY CITY

MAYOR

ATTEST:

CITY RECORDER



PROPERTY TAX IMPACT STATEMENT

The approximate dollar amount of additional ad valorem revenue that would be generated by the proposed increase is **\$1,907,662**.

The approximate percentage increase in tax revenue based on the proposed tax increase is **5%**.

The approximate percentage increase to the amount of property taxes paid on an average residence per year as a result of the increase is **5%** or **\$32.71** per year.

The approximate percentage increase to the amount of property taxes paid on an average commercial property per year as a result of the increase is **5%** or **\$59.46** per year.

| Department | Property Tax Increase Impact | Proposed Budget | Budget without Tax Change | Budget Change |
|----------------------------------|---|-----------------|---------------------------|--------------------|
| Fire | Nine New Firefighter Positions and Increase for Non-Sworn Personnel | \$23,600,226 | \$22,515,016 | \$1,085,210 |
| Police | Increase in Employee Compensation | \$44,829,074 | \$44,006,622 | \$822,452 |
| Total General Fund Change | | | | \$1,907,662 |

Fire

Nine new firefighter positions will improve emergency response for West Valley City. Increasing non-sworn employee salaries is essential for retaining and attracting staff for essential operations.

Police

Wage increases to stay competitive and retain quality employees.



Property Tax Rate Increase

The City is considering levying a tax rate that exceeds the City's certified tax rate. The proposed tax rate increase would generate approximately \$1,907,662 of additional ad valorem tax revenue to be used to pay for additional operational and employee compensation costs. The proposed tax rate increase would increase the City's ad valorem tax revenue by approximately 5%. If the City proceeds with the proposed tax rate increase, the City will provide notice of and conduct a public hearing, as required by Utah Code Section 59-2-919(4)(c).

**WEST VALLEY CITY GENERAL FUND - FUND 10
REVENUE STATEMENT**

| | Actual 2022-2023 | Actual 2023-2024 | Actual 2024-2025 | Adopted 2025-2026 | Interim 2026-2027 | Percent Change |
|-------------------------------------|-----------------------------|-----------------------------|-----------------------------|------------------------------|------------------------------|---------------------------|
| PROPERTY TAX: | | | | | | |
| Current Year | 34,675,837 | 34,816,485 | 35,398,536 | 38,205,057 | 38,701,723 | 1.30% |
| Property Tax Reserve | 0 | 0 | 0 | 0 | 1,907,662 | |
| Prior Year | 667,307 | 416,883 | 656,942 | 450,000 | 450,000 | 0.00% |
| Total Property Tax | 35,343,144 | 35,233,368 | 36,055,478 | 38,655,057 | 41,059,385 | 6.22% |
| SALES TAX: | | | | | | |
| General Sales Tax | 39,744,699 | 39,913,281 | 41,453,442 | 42,126,364 | 45,254,790 | 7.43% |
| Transportation Sales Tax | 3,615,392 | 3,610,259 | 3,744,801 | 5,480,000 | 5,500,000 | 0.36% |
| Total Sales Tax | 43,360,091 | 43,523,540 | 45,198,243 | 47,606,364 | 50,754,790 | 6.61% |
| UTILITY TAX: | | | | | | |
| Cable TV/Bch Adv | 658,624 | 572,895 | 482,007 | 466,353 | 392,559 | -15.82% |
| Telecommunications | 611,918 | 632,541 | 674,741 | 627,849 | 592,325 | -5.66% |
| Electricity | 6,001,180 | 6,342,648 | 7,234,482 | 7,568,912 | 8,369,685 | 10.58% |
| Gas | 4,655,889 | 4,043,847 | 2,689,691 | 3,410,740 | 2,808,339 | -17.66% |
| Total Utility Tax | 11,927,611 | 11,591,931 | 11,080,921 | 12,073,854 | 12,162,908 | 0.74% |
| LICENSES AND PERMITS: | | | | | | |
| Business & Econ. Services | 1,231,136 | 1,214,336 | 1,247,989 | 1,200,000 | 1,200,000 | 0.00% |
| Animal Licenses | 65,266 | 54,189 | 49,829 | 60,000 | 60,000 | 0.00% |
| Building Permits | 3,531,645 | 2,411,656 | 2,044,267 | 1,500,000 | 2,500,000 | 66.67% |
| Subdivision Fees | 212,183 | 198,101 | 284,456 | 180,000 | 196,000 | 8.89% |
| Disproportionate Service | 603,823 | 604,617 | 625,478 | 600,000 | 600,000 | 0.00% |
| Total Licenses & Permits | 5,644,053 | 4,482,899 | 4,252,019 | 3,540,000 | 4,556,000 | 28.70% |
| MISCELLANEOUS: | | | | | | |
| Taylorsville DS Reimb. | 137,000 | 137,000 | 0 | 0 | 0 | 0.00% |
| Taylorsville Contract Services | 330,851 | 305,911 | 307,388 | 320,000 | 450,000 | 40.63% |
| Animal Shelter Vaccinations | 4,801 | 4,192 | 3,958 | 10,000 | 10,000 | 0.00% |
| Animal Shelter Misc. Fees | 41,389 | 34,856 | 46,564 | 50,000 | 60,000 | 20.00% |
| Animal Shelter Donations | 16,198 | 14,725 | 15,450 | 20,000 | 20,000 | 0.00% |
| Animal Sterilization | 33,415 | 32,914 | 31,787 | 30,000 | 30,000 | 0.00% |
| Amphitheater | 445,630 | 373,691 | 590,253 | 500,000 | 600,000 | 20.00% |
| District Court Fines | 37,614 | 37,916 | 29,447 | 37,000 | 35,000 | -5.41% |
| Engineer Consultant Fees CED | 14,382 | 15,372 | 5,125 | 60,000 | 60,000 | 0.00% |
| Excavation Perm-Prop Bond | 475,316 | 364,153 | 425,159 | 300,000 | 300,000 | 0.00% |
| Fire Prevention/Haz Mat | 203,985 | 386,352 | 169,285 | 381,353 | 295,363 | -22.55% |
| Harman Home Donations | 60,000 | 60,000 | 63,953 | 60,000 | 60,000 | 0.00% |
| Harman Home Programs | 0 | 0 | 18,351 | 20,000 | 20,000 | 0.00% |
| Harman Home SL CO. | 14,090 | 18,786 | 23,483 | 18,786 | 18,786 | 0.00% |
| Indigent Defense | 22,304 | 9,599 | 5,031 | 10,000 | 10,000 | 0.00% |
| Miscellaneous | 310,992 | 576,132 | 592,673 | 375,000 | 550,000 | 46.67% |
| Operation My Hometown | 24,612 | 11,120 | 69,051 | 0 | 0 | 0.00% |
| Park Reservations/Activities | 13,051 | 12,425 | 13,640 | 8,000 | 8,000 | 0.00% |
| Parking Ticket Fines | 333,293 | 209,918 | 261,712 | 250,000 | 215,000 | -14.00% |
| Police Reimbursement | 478,347 | 404,179 | 336,538 | 175,000 | 300,000 | 71.43% |
| Police Reports | 136,306 | 129,257 | 120,802 | 100,000 | 100,000 | 0.00% |
| Professional Shop Services | 379,735 | 472,454 | 327,224 | 0 | 0 | 0.00% |
| Rent-Housing Authority | 42,000 | 42,000 | 52,000 | 0 | 0 | 0.00% |
| Rent-Redevelop Agency | 25,000 | 25,000 | 50,000 | 50,000 | 50,000 | 0.00% |
| Roads Funds HB244 2021 | 1,136,000 | 1,100,000 | 1,100,000 | 1,100,000 | 1,100,000 | 0.00% |
| Tower Lease | 147,651 | 49,830 | 71,196 | 93,000 | 72,000 | -22.58% |
| UIA | 1,142,020 | 1,228,243 | 0 | 1,277,864 | 1,303,422 | 2.00% |
| Vehicle Fees | 1,791,100 | 1,717,869 | 1,702,344 | 1,755,000 | 1,755,000 | 0.00% |
| WestFest | 0 | 0 | 0 | 140,000 | 140,000 | 0.00% |
| Total Miscellaneous | 7,797,083 | 7,773,894 | 6,432,414 | 7,141,003 | 7,562,571 | 5.90% |

WEST VALLEY CITY GENERAL FUND - FUND 10

REVENUE STATEMENT

| | Actual 2022-2023 | Actual 2023-2024 | Actual 2024-2025 | Adopted 2025-2026 | Interim 2026-2027 | Percent Change |
|-----------------------------------|---------------------|---------------------|---------------------|----------------------|----------------------|-------------------|
| JUSTICE COURT: | | | | | | |
| Small Claims Fees | 157,865 | 139,371 | 183,119 | 145,000 | 162,000 | 11.72% |
| Traffic Fines | 2,866,625 | 2,614,237 | 2,732,878 | 3,000,000 | 2,900,000 | -3.33% |
| Total Justice Court | 3,024,490 | 2,753,608 | 2,915,997 | 3,145,000 | 3,062,000 | -2.64% |
| ADMINISTRATIVE COURT: | | | | | | |
| ACE Program | 176,700 | 45,146 | 49,364 | 55,000 | 55,000 | 0.00% |
| Civil Penalties | 68,452 | 66,767 | 66,078 | 150,000 | 150,000 | 0.00% |
| Total Administrative Court | 245,152 | 111,913 | 115,442 | 205,000 | 205,000 | 0.00% |
| INTEREST: | | | | | | |
| Investment Interest | 2,571,997 | 3,977,606 | 2,884,187 | 3,400,000 | 2,692,015 | -20.82% |
| RDA Interest | 0 | 0 | 0 | 9,800 | 0 | -100.00% |
| Total Interest | 2,571,997 | 3,977,606 | 2,884,187 | 3,409,800 | 2,692,015 | -21.05% |
| OTHER: | | | | | | |
| Appro from Fund Bal - Fleet | 0 | 0 | 0 | 1,500,000 | 1,000,000 | -33.33% |
| Appropriation from Fund Balance | 0 | 0 | 0 | 1,558,964 | 817,434 | -47.57% |
| Reserved Funds | 0 | 0 | 0 | 300,000 | 300,000 | 0.00% |
| Reserved Debt Service Funds | 0 | 0 | 0 | 1,225,000 | 0 | -100.00% |
| Sale of Land/Assets | 39,042 | 80,461 | 58,502 | 0 | 0 | 0.00% |
| Total Other | 39,042 | 80,461 | 58,502 | 4,583,964 | 2,117,434 | -53.81% |
| Subtotal | 109,952,663 | 109,529,220 | 108,993,203 | 120,360,042 | 124,172,103 | 3.17% |
| RESTRICTED FUNDS: | | | | | | |
| Forfeited Assets | 14,074 | 0 | 140,044 | 0 | 0 | 0.0% |
| Bond Proceeds | 0 | 0 | 0 | 0 | 0 | 0.0% |
| Bond Interest | 85,267 | 0 | 104,211 | 0 | 0 | 0.0% |
| Total Restricted Funds | 99,341 | 0 | 244,255 | 0 | 0 | 0.0% |
| Grand Total | 110,052,004 | 109,529,220 | 109,237,458 | 120,360,042 | 124,172,103 | 3.17% |

**WEST VALLEY CITY GENERAL FUND - FUND 10
EXPENDITURE STATEMENT**

| | Actual 2022-2023 | Actual 2023-2024 | Actual 2024-2025 | Adopted 2025-2026 | Interim 2026-2027 | Percent Change |
|------------------------------------|-----------------------------|-----------------------------|-----------------------------|------------------------------|------------------------------|---------------------------|
| LEGISLATIVE: | | | | | | |
| City Council | 771,325 | 854,440 | 1,010,537 | 914,518 | 960,620 | 5.04% |
| Elections | 131,129 | 282,108 | 2,235 | 231,800 | 231,800 | 0.00% |
| Total Legislative | 902,454 | 1,136,548 | 1,012,772 | 1,146,318 | 1,192,420 | 4.02% |
| ADMINISTRATIVE: | | | | | | |
| City Manager | 1,294,708 | 1,004,525 | 1,225,303 | 1,533,322 | 1,566,412 | 2.16% |
| Justice Court | 2,171,492 | 2,223,373 | 2,421,092 | 2,539,318 | 2,634,835 | 3.76% |
| Information Technology | 2,816,708 | 2,932,805 | 3,488,141 | 3,397,290 | 3,651,736 | 7.49% |
| Central Services | 2,949,091 | 3,243,520 | 1,058,383 | 0 | 0 | 0.00% |
| Communications | 137,829 | 146,764 | 5,750 | 0 | 0 | 0.00% |
| Human Resources | 1,266,609 | 1,336,484 | 1,492,084 | 1,784,054 | 1,903,824 | 6.71% |
| Community & Media Relations | 735,801 | 982,645 | 886,814 | 989,714 | 1,053,972 | 6.49% |
| Recorder | 568,399 | 793,944 | 876,315 | 820,720 | 820,720 | 0.00% |
| Neighborhood Services | 0 | 0 | 532,619 | 912,604 | 1,318,899 | 44.52% |
| Animal Control | 1,389,313 | 1,586,402 | 1,827,065 | 1,865,637 | 2,123,747 | 13.83% |
| Ordinance Enforcement | 782,511 | 809,179 | 987,577 | 1,035,745 | 1,307,987 | 26.28% |
| Public Facilities | 1,891,051 | 1,960,369 | 2,116,624 | 2,176,037 | 2,389,865 | 9.83% |
| Total Administrative | 16,003,512 | 17,020,010 | 16,917,767 | 17,054,441 | 18,771,997 | 10.07% |
| NON-DEPARTMENTAL | | | | | | |
| UTOPIA | 4,387,257 | 4,475,002 | 4,564,503 | 4,696,666 | 4,789,627 | 1.98% |
| Benefits Accrual | 1,069,694 | 1,051,973 | 933,699 | 1,050,000 | 2,026,688 | 93.02% |
| Council Contingency Misc. | (249,760) | (250,000) | (250,000) | 0 | 0 | 0.00% |
| Professional/Technical | 0 | 0 | 12,540 | 175,000 | 175,000 | 0.00% |
| Special Projects | 1,581,264 | 0 | 0 | 0 | 0 | 0.00% |
| Utilities | 995,184 | 975,861 | 930,456 | 860,453 | 979,316 | 13.81% |
| Wage Under Runs | 0 | 0 | 0 | (2,000,000) | (2,000,000) | 0.00% |
| Storm Water (Prof.Service) | (495,308) | (485,744) | (495,944) | (558,744) | (558,744) | 0.00% |
| Sanitation (Prof.Service) | (532,531) | (532,531) | (532,531) | (612,531) | (612,531) | 0.00% |
| Ambulance (Prof.Service) | (400,000) | (400,000) | (400,000) | (722,018) | 0 | -100.00% |
| RDA (Prof.Service) | 0 | 0 | (297,028) | 0 | 0 | 0.00% |
| Transfers In | (197,269) | (635,782) | (2,325,229) | (835,000) | (4,882,018) | 484.67% |
| Fitness Center | 1,486,086 | 1,461,086 | 1,758,950 | 1,630,271 | 1,796,602 | 10.20% |
| Theater | 50,000 | 50,000 | 50,000 | 0 | 0 | 0.00% |
| Arena | 1,126,171 | 1,131,520 | 600,000 | 0 | 0 | 0.00% |
| Cultural Center | 1,312,587 | 1,709,226 | 1,443,086 | 1,560,244 | 1,539,614 | -1.32% |
| WV Arts Foundation | 205,960 | 437,313 | 2,775,795 | 0 | 0 | 0.00% |
| Capital Projects/Fleet Xfer to CIP | 2,878,066 | 5,804,904 | 1,342,084 | 1,900,000 | 1,812,000 | -4.63% |
| Transportation Sales Tax to CIP | 2,500,000 | 4,392,217 | 3,300,000 | 5,480,000 | 5,500,000 | 0.36% |
| The Ridge | 360,036 | 0 | 103,044 | 0 | 35,399 | 0.00% |
| Stonebridge Golf Course | 309,761 | 0 | 35,577 | 0 | 46,161 | 0.00% |
| Transfer Out | 421,260 | 0 | 0 | 0 | 0 | 0.00% |
| Total Non-Departmental | 16,808,457 | 19,185,045 | 13,549,002 | 12,624,341 | 10,647,114 | -15.66% |

**WEST VALLEY CITY GENERAL FUND - FUND 10
EXPENDITURE STATEMENT**

| | Actual 2022-2023 | Actual 2023-2024 | Actual 2024-2025 | Adopted 2025-2026 | Interim 2026-2027 | Percent Change |
|----------------------------------|-----------------------------|-----------------------------|-----------------------------|------------------------------|------------------------------|---------------------------|
| DEBT SERVICE: | | | | | | |
| Animal Shelter/CPD Facility | 742,550 | 740,950 | 0 | 0 | 0 | 0.00% |
| UCCC & Arena Equipment | 0 | 1,210,506 | 1,563,827 | 1,596,066 | 4,998,567 | 213.18% |
| Road Revenue Bonds | 1,099,371 | 1,097,380 | 1,094,608 | 1,099,352 | 1,099,552 | 0.02% |
| Bond Fees | 11,567 | 9,250 | 16,750 | 25,000 | 25,000 | 0.00% |
| USB #4 - Police Radios | 37,020 | 0 | 0 | 0 | 0 | 0.00% |
| USB #7 - Public Safety Radios | 39,949 | 9,987 | 0 | 0 | 0 | 0.00% |
| USB #9 - Public Safety Radios | 68,737 | 52,044 | 0 | 0 | 0 | 0.00% |
| USB #10 - Public Safety Radios | 88,747 | 88,747 | 0 | 0 | 0 | 0.00% |
| USB #13 - Data Backup System | 24,478 | 0 | 0 | 0 | 0 | 0.00% |
| USB #16 - Police Computers | 19,462 | 0 | 0 | 0 | 0 | 0.00% |
| USB #18 - Police Computers | 39,366 | 9,842 | 0 | 0 | 0 | 0.00% |
| USB #21 - I.T. Equipment | 50,304 | 0 | 0 | 0 | 0 | 0.00% |
| USB #22 - Police Computers | 29,710 | 29,711 | 14,855 | 0 | 0 | 0.00% |
| CRC Leases | 0 | 0 | 0 | 0 | 72,000 | 100.00% |
| Transfer Out | 0 | 0 | 0 | 0 | 0 | 0.00% |
| Fire Truck & Trailer to CIP | 70,342 | 70,342 | 70,341 | 35,171 | 0 | -100.00% |
| Energy Savings Projects to CIP | 275,221 | 283,630 | 293,702 | 303,423 | 312,781 | 3.08% |
| Fire Sta 71, 72 & 76 to BA | 517,600 | 524,500 | 520,500 | 523,900 | 523,650 | -0.05% |
| MBA S 2017-PD & Courts to BA | 2,235,650 | 2,238,650 | 2,235,250 | 2,234,500 | 2,236,500 | 0.09% |
| MBA S 2017-Parking to BA | 1,087,600 | 1,086,800 | 1,085,400 | 1,086,650 | 1,081,900 | -0.44% |
| MBA S 2019-Parks Bldg to BA | 211,454 | 220,791 | 220,791 | 220,573 | 221,587 | 0.46% |
| MBA S 2022-Courts Reno to BA | 0 | 382,500 | 385,750 | 383,500 | 386,000 | 0.65% |
| Subtotal | 6,649,129 | 8,055,630 | 7,501,775 | 7,508,135 | 10,957,537 | 45.94% |
| DEBT SERVICE (CONTINUED): | | | | | | |
| Transfers In: | | | | | | |
| Fire Impact Fees | (300,000) | (150,000) | (150,000) | (150,000) | (68,000) | -54.67% |
| Police Impact Fees | (450,000) | (250,000) | (250,000) | (250,000) | (200,000) | -20.00% |
| Debt Service Reserve (CIP) | (1,480,981) | (1,310,405) | (418,907) | (338,594) | (312,781) | -7.62% |
| RDA | 0 | (1,210,506) | (1,558,591) | (1,596,066) | (6,098,567) | 282.10% |
| Fitness Center | (71,658) | (73,848) | (76,470) | (79,001) | (81,438) | 3.08% |
| UCCC | (19,109) | (19,683) | (20,392) | (21,067) | (21,717) | 3.09% |
| Street Lights | (151,013) | (155,627) | (161,154) | (166,488) | (171,623) | 3.08% |
| Subtotal | (2,472,761) | (3,170,069) | (2,635,514) | (2,601,216) | (6,954,126) | 167.34% |
| Total Debt Service | 4,176,368 | 4,885,561 | 4,866,261 | 4,906,919 | 4,003,411 | -18.41% |

**WEST VALLEY CITY GENERAL FUND - FUND 10
EXPENDITURE STATEMENT**

| | Actual 2022-2023 | Actual 2023-2024 | Actual 2024-2025 | Adopted 2025-2026 | Interim 2026-2027 | Percent Change |
|-------------------------------------|-----------------------------|-----------------------------|-----------------------------|------------------------------|------------------------------|---------------------------|
| COMMUNITY DEVELOPMENT: | | | | | | |
| Administration | 512,091 | 1,088,737 | 640,025 | 431,571 | 430,169 | -0.32% |
| Planning Commission | 9,397 | 9,828 | 9,309 | 15,799 | 15,801 | 0.01% |
| Board of Adjustment | 1,796 | 1,613 | 129 | 4,126 | 4,126 | 0.00% |
| Building Inspection | 1,102,518 | 1,155,002 | 1,174,984 | 1,231,927 | 1,336,811 | 8.51% |
| Neighborhood Services | 123,789 | 290,864 | 13,444 | 0 | 0 | 0.00% |
| Planning & Zoning | 692,710 | 732,022 | 786,569 | 886,152 | 1,061,127 | 19.75% |
| Total Comm. & Econ. Dev. | 2,442,301 | 3,278,066 | 2,624,460 | 2,569,575 | 2,848,034 | 10.84% |
| FINANCE: | | | | | | |
| Administration | 501,297 | 594,127 | 518,804 | 642,012 | 647,752 | 0.89% |
| Purchasing | 139,377 | 150,023 | 154,441 | 156,927 | 165,130 | 5.23% |
| Business Licenses | 280,706 | 297,673 | 314,835 | 312,789 | 328,421 | 5.00% |
| Treasury | 310,500 | 334,816 | 342,966 | 357,796 | 375,130 | 4.84% |
| Accounting | 468,640 | 636,050 | 695,961 | 569,181 | 614,688 | 8.00% |
| Budget & Disbursements | 374,681 | 401,349 | 415,726 | 424,100 | 456,965 | 7.75% |
| Total Finance | 2,075,200 | 2,414,038 | 2,442,733 | 2,462,805 | 2,588,086 | 5.09% |
| FIRE: | | | | | | |
| Administration | 14,063,162 | 15,039,568 | 16,645,459 | 17,137,938 | 18,384,740 | 7.28% |
| Emergency Operations | 161,527 | 125,830 | 147,687 | 156,395 | 156,395 | 0.00% |
| Fire Prevention | 15,274 | 21,171 | 20,687 | 25,383 | 25,383 | 0.00% |
| Logistics | 540,075 | 550,682 | 768,689 | 718,895 | 593,895 | -17.39% |
| Special Operations | 474 | (2,603) | (2,166) | 21,335 | 21,335 | 0.00% |
| Development Services | 21,052 | 28,902 | 21,149 | 31,823 | 31,823 | 0.00% |
| Medical Services | 154,137 | 153,537 | 166,715 | 147,271 | 147,271 | 0.00% |
| Emergency Management | 0 | 36,518 | 2,502,837 | 4,040,319 | 4,239,384 | 4.93% |
| Total Fire | 14,955,702 | 15,953,605 | 20,271,057 | 22,279,359 | 23,600,226 | 5.93% |
| LEGAL: | | | | | | |
| Civil/Prosecutor/Risk | 2,511,857 | 2,571,031 | 2,669,951 | 3,060,614 | 3,271,452 | 6.89% |
| Risk Financing | 1,509,455 | 1,216,059 | 1,429,386 | 1,500,000 | 1,700,000 | 13.33% |
| Victim Assistance | 243,668 | 270,773 | 283,721 | 482,205 | 521,282 | 8.10% |
| Total Law | 4,264,980 | 4,057,863 | 4,383,058 | 5,042,819 | 5,492,734 | 8.92% |
| PARKS & RECREATION: | | | | | | |
| Parks & Rec. Administration | 576,074 | 929,907 | 717,753 | 915,759 | 984,996 | 7.56% |
| Park Maintenance | 2,188,085 | 2,336,521 | 3,022,261 | 3,160,383 | 3,295,056 | 4.26% |
| Recreation | 269,138 | 176,529 | (62,892) | 37,607 | 37,630 | 0.06% |
| Harman Home Operations | 265,673 | 335,593 | 440,709 | 378,159 | 393,130 | 3.96% |
| Total Parks & Recreation | 3,298,970 | 3,778,550 | 4,117,831 | 4,491,908 | 4,710,812 | 4.87% |

**WEST VALLEY CITY GENERAL FUND - FUND 10
EXPENDITURE STATEMENT**

| | Actual 2022-2023 | Actual 2023-2024 | Actual 2024-2025 | Adopted 2025-2026 | Interim 2026-2027 | Percent Change |
|-------------------------------------|-----------------------------|-----------------------------|-----------------------------|------------------------------|------------------------------|---------------------------|
| POLICE: | | | | | | |
| Administration | 34,901,996 | 37,540,313 | 39,955,545 | 40,541,515 | 43,106,771 | 6.33% |
| Records | 35,604 | 40,487 | 47,536 | 45,200 | 45,200 | 0.00% |
| Training | 170,300 | 173,835 | 130,958 | 203,611 | 203,611 | 0.00% |
| Crossing Guards | 681,681 | 693,640 | 852,022 | 845,368 | 846,507 | 0.13% |
| Evidence | 21,366 | 24,592 | 22,352 | 29,350 | 29,350 | 0.00% |
| Forensics | 36,517 | 48,264 | 46,194 | 47,600 | 47,600 | 0.00% |
| Community Policing | 24,497 | 25,538 | 28,349 | 22,710 | 22,710 | 0.00% |
| Investigation | 169,334 | 183,408 | 101,331 | 106,255 | 106,255 | 0.00% |
| Uniform Patrol | 83,162 | 79,952 | 80,648 | 91,510 | 91,510 | 0.00% |
| K-9 | 5,796 | 6,415 | 46,074 | 19,200 | 19,200 | 0.00% |
| S.W.A.T. Unit | 80,842 | 80,468 | 88,770 | 92,560 | 92,560 | 0.00% |
| Traffic Enforcement | 24,191 | 15,883 | 13,603 | 27,000 | 27,000 | 0.00% |
| Special Operations | 63,625 | 61,199 | 75,678 | 102,300 | 102,300 | 0.00% |
| Intelligence/Internal Affairs | 48,066 | 46,399 | 135,130 | 51,000 | 81,000 | 58.82% |
| Bomb Squad Unit | 2,296 | 1,881 | 5,458 | 7,500 | 7,500 | 0.00% |
| Drone Operations | 268 | 1,299 | 0 | 0 | 0 | 0.00% |
| Police Grants | (292,795) | (104,222) | (58,765) | 0 | 0 | 0.00% |
| Total Police | 36,056,746 | 38,919,351 | 41,570,883 | 42,232,679 | 44,829,074 | 6.15% |
| PUBLIC WORKS: | | | | | | |
| Administration | 539,541 | 671,072 | 695,278 | 605,977 | 720,496 | 18.90% |
| Highways | 1,295,917 | 1,381,036 | 1,474,885 | 1,057,479 | 1,214,350 | 14.83% |
| Transportation | 356,883 | 383,318 | 332,744 | 981,050 | 984,143 | 0.32% |
| Engineering | 788,580 | 1,137,479 | 1,153,281 | 1,257,334 | 1,175,918 | -6.48% |
| Fleet Maintenance | 1,245,603 | 1,413,271 | 1,461,260 | 1,510,597 | 1,393,288 | -7.77% |
| Total Public Works | 4,226,525 | 4,986,176 | 5,117,448 | 5,412,437 | 5,488,195 | 1.40% |
| COMMUNITY PRESERVATION | | | | | | |
| Administration | 320,596 | 384,989 | 94,237 | 136,441 | 0 | -100.00% |
| Total Community Preservation | 320,596 | 384,989 | 94,237 | 136,441 | 0 | -100.00% |
| Total Operating Expenses | 105,531,811 | 115,999,802 | 116,967,509 | 120,360,042 | 124,172,103 | 3.17% |
| RESTRICTED FUNDS: | | | | | | |
| Forfeited Assets | 0 | 0 | 0 | 0 | 0 | 0.00% |
| Total Restricted Funds | 0 | 0 | 0 | 0 | 0 | 0.00% |
| Grand Total | 105,531,811 | 115,999,802 | 116,967,509 | 120,360,042 | 124,172,103 | 3.17% |

WEST VALLEY CITY "C" ROADS - FUND 11

REVENUE STATEMENT

| | Actual 2022-2023 | Actual 2023-2024 | Actual 2024-2025 | Adopted 2025-2026 | Interim 2026-2027 | Percent Change |
|------------------------|---------------------|---------------------|---------------------|----------------------|----------------------|-------------------|
| "C" Roads | | | | | | |
| "C" Road Fund | 5,697,026 | 5,673,084 | 6,377,757 | 5,600,000 | 6,500,000 | |
| Misc. Revenue | 1,379,634 | 80,681 | 36,936 | 0 | 0 | |
| Interest Revenue | 80,616 | 251,636 | 270,501 | 0 | 0 | |
| Gain on Sale of Assets | 0 | 25,175 | 110,245 | 0 | 0 | |
| Subtotal | 7,157,276 | 6,030,576 | 6,795,439 | 5,600,000 | 6,500,000 | 16.07% |

WEST VALLEY CITY "C" ROADS - FUND 11

EXPENDITURE STATEMENT

| | Actual 2021-2022 | Actual 2023-2024 | Actual 2024-2025 | Adopted 2025-2026 | Interim 2026-2027 | Percent Change |
|--------------------------------|---------------------|---------------------|---------------------|----------------------|----------------------|-------------------|
| OPERATIONS: | | | | | | |
| Equipment | 55,099 | 39,913 | 230,535 | 35,000 | 35,000 | |
| Utilities | 1,527 | 0 | 0 | 0 | 0 | |
| Gasoline & Diesel | 71 | 1,281 | 1,595 | 2,000 | 2,000 | |
| Professional Svcs. (Intern) | 845,000 | 845,000 | 845,000 | 845,000 | 845,000 | |
| Professional Svcs. (Ext.) | 115,271 | 94,388 | 44,837 | 84,360 | 174,500 | |
| Special Supplies | 175,090 | 149,216 | 47,829 | 55,000 | 55,000 | |
| Signs | 0 | 586 | 0 | 0 | 0 | |
| Crack Seal | 569,797 | 654,907 | 703,445 | 740,000 | 740,000 | |
| Concrete & Salt | 214,393 | 235,902 | 211,420 | 280,000 | 340,000 | |
| Traffic Controls | 113 | 0 | 0 | 0 | 0 | |
| Capital Equipment | 506,123 | 579,630 | 824,610 | 354,000 | 48,000 | |
| Special Projects | 63,151 | 519,799 | 0 | 1,080,000 | 2,845,656 | |
| Transfer Out | 7,680 | 371,680 | 7,680 | 0 | 0 | |
| Subtotal Streets | 2,553,315 | 3,492,302 | 2,916,951 | 3,475,360 | 5,085,156 | 46.32% |
| ENGINEERING: | | | | | | |
| Software | 7,500 | 7,500 | 14,345 | 7,500 | 9,000 | |
| Professional Svcs. (Intern) | 570,000 | 570,000 | 633,784 | 670,000 | 620,000 | |
| Professional Svcs. (Ext.) | 2,500 | 0 | 0 | 0 | 0 | |
| Special Supplies | 0 | 14,995 | 0 | 0 | 0 | |
| Special Projects | 0 | 340,910 | 10,610 | 685,539 | 0 | |
| Subtotal Engineering | 580,000 | 933,405 | 658,739 | 1,363,039 | 629,000 | -53.85% |
| TRANSPORTATION: | | | | | | |
| Equipment | (3,651) | 0 | 0 | 1,000 | 1,000 | |
| Utilities | 13,087 | 11,316 | 14,246 | 13,000 | 15,000 | |
| Professional Svcs. (Ext.) | 284,649 | 255,426 | 309,775 | 360,000 | 370,000 | |
| Signs | 38,059 | 34,434 | 53,163 | 40,000 | 50,000 | |
| Traffic Controls | 12,309 | 6,914 | 21,578 | 20,000 | 21,000 | |
| Capital Equipment | 10,270 | 0 | 0 | 0 | 0 | |
| Special Projects | 50,175 | 27,865 | 31,700 | 60,000 | 60,000 | |
| Transfer Out | 256,411 | 267,867 | 1,006,999 | 267,601 | 268,844 | |
| Subtotal Transportation | 661,309 | 603,822 | 1,437,461 | 761,601 | 785,844 | 3.18% |
| Total Expenditures | 3,794,624 | 5,029,529 | 5,013,151 | 5,600,000 | 6,500,000 | 16.07% |

WEST VALLEY CITY FITNESS CENTER - FUND 21

REVENUE STATEMENT

| | Actual 2022-2023 | Actual 2023-2024 | Actual 2024-2025 | Adopted 2025-2026 | Interim 2026-2027 | Percent Change |
|-----------------------------|---------------------|---------------------|---------------------|----------------------|----------------------|-------------------|
| FITNESS CENTER: | | | | | | |
| Facility Drop-In Fees | 465,956 | 500,083 | 487,106 | 560,000 | 560,000 | |
| Annual Passes | 914,457 | 949,196 | 987,624 | 1,500,000 | 1,500,000 | |
| Activity Area | 305,888 | 326,887 | 362,608 | 375,000 | 375,000 | |
| Children's Area | 172,076 | 246,823 | 265,998 | 425,000 | 425,000 | |
| Aquatics | 143,566 | 166,684 | 197,683 | 200,000 | 200,000 | |
| Community Rooms | 29,135 | 35,322 | 34,305 | 40,000 | 40,000 | |
| Pro Shop | 16,970 | 17,163 | 13,210 | 30,000 | 30,000 | |
| Snack Bar/Catering | 143,648 | 162,624 | 175,551 | 190,000 | 190,000 | |
| Sports Programs | 159,160 | 172,188 | 197,146 | 205,000 | 205,000 | |
| Miscellaneous Rev. | 55,954 | 70,782 | 70,466 | 65,000 | 65,000 | |
| WestFest | 175,641 | 124,590 | 122,855 | 0 | 0 | |
| Total Fitness Center | 2,582,449 | 2,772,342 | 2,914,552 | 3,590,000 | 3,590,000 | 0.00% |

WEST VALLEY CITY FITNESS CENTER - FUND 21

EXPENDITURE STATEMENT

| | Actual 2022-2023 | Actual 2023-2024 | Actual 2024-2025 | Adopted 2025-2026 | Interim 2026-2027 | Percent Change |
|-------------------------------|---------------------|---------------------|---------------------|----------------------|----------------------|-------------------|
| FITNESS CENTER: | | | | | | |
| Transfers In GF/ | | | | | | |
| Operating Infusion | (1,546,086) | (1,461,086) | (1,943,577) | (1,630,271) | (1,796,602) | |
| Permanent Employees | 1,130,166 | 1,190,546 | 1,233,011 | 1,303,500 | 1,457,363 | |
| O.T. Employees | 37,656 | 49,268 | 51,203 | 17,000 | 17,000 | |
| Temporary Employees | 1,142,010 | 1,216,763 | 1,363,910 | 1,405,834 | 1,405,834 | |
| Additional Pay | 254 | 0 | 0 | 1,000 | 1,000 | |
| Employee Benefits | 613,970 | 655,171 | 669,320 | 746,147 | 756,178 | |
| Uniform Allowance | 238 | 279 | 0 | 0 | 0 | |
| Books & Dues | (1,280) | 1,021 | 2,467 | 1,300 | 1,300 | |
| Advertising | 9,839 | 12,580 | 9,504 | 25,000 | 25,000 | |
| Travel & Training | 19,083 | 25,098 | 27,810 | 23,000 | 23,000 | |
| Office Supplies | 26,482 | 36,053 | 30,310 | 43,000 | 43,000 | |
| Snack Bar | 120,689 | 145,233 | 138,856 | 140,000 | 140,000 | |
| Equipment Maint. | 246,852 | 247,404 | 364,094 | 225,000 | 225,000 | |
| Gasoline & Diesel | 3,925 | 3,277 | 3,572 | 4,000 | 4,000 | |
| Software | 41,790 | 45,560 | 48,923 | 45,390 | 45,390 | |
| Building/Grounds | 54,246 | 66,542 | 50,216 | 51,000 | 51,000 | |
| Utilities | 563,566 | 428,173 | 351,949 | 366,499 | 366,499 | |
| Telephone | 12,849 | 13,132 | 12,522 | 12,000 | 12,000 | |
| Professional Services | 363,254 | 357,743 | 479,887 | 380,000 | 380,000 | |
| General Health | 3,405 | 5,338 | 4,036 | 5,000 | 5,000 | |
| Special Supplies | 32,366 | 47,359 | 17,532 | 37,000 | 37,000 | |
| Healthy Community Grant | 2,336 | 35,687 | 27,789 | 0 | 0 | |
| Children's Programs | 73,309 | 66,561 | 84,752 | 85,000 | 85,000 | |
| Programs | 38,731 | 41,916 | 31,837 | 45,000 | 45,000 | |
| Aquatics | 23,472 | 21,187 | 92,910 | 25,000 | 25,000 | |
| WestFest | 109,815 | 101,517 | 150,306 | 0 | 0 | |
| Insurance | 72,967 | 79,688 | 84,821 | 74,600 | 74,600 | |
| Capital Equipment | 162,359 | 49,170 | 0 | 50,000 | 50,000 | |
| Capital Res.(Transfer to BA) | 30,000 | 30,000 | 30,000 | 30,000 | 30,000 | |
| Debt Service (Transfer to GL) | 71,658 | 73,848 | 76,470 | 79,001 | 81,438 | |
| Appropriation to Fund Balance | 0 | 0 | 0 | 0 | 0 | |
| Total Fitness Center | 3,459,922 | 3,585,028 | 3,494,430 | 3,590,000 | 3,590,000 | 0.00% |

**WEST VALLEY CITY ARENA - FUND 25
REVENUE STATEMENT**

| | Actual 2022-2023 | Actual 2023-2024 | Actual 2024-2025 | Adopted 2025-2026 | Interim 2026-2027 | Percent Change |
|-----------------------|-----------------------------|-----------------------------|-----------------------------|------------------------------|------------------------------|---------------------------|
| ARENA REVENUES | <u>7,780,912</u> | <u>9,906,387</u> | <u>9,958,116</u> | <u>9,697,000</u> | <u>11,901,404</u> | 22.73% |

**WEST VALLEY CITY ARENA - FUND 25
EXPENDITURE STATEMENT**

| | Actual 2022-2023 | Actual 2023-2024 | Actual 2024-2025 | Adopted 2025-2026 | Interim 2026-2027 | Percent Change |
|--------------------|-----------------------------|-----------------------------|-----------------------------|------------------------------|------------------------------|---------------------------|
| ARENA: | | | | | | |
| Operations | 6,596,715 | 7,561,893 | 7,795,379 | 9,597,000 | 8,701,404 | |
| Transfers Out | 2,500,700 | 2,475,000 | 2,476,000 | 2,467,000 | 5,569,750 | |
| Transfers In | (3,863,043) | (3,179,368) | (2,976,000) | (2,367,000) | (2,369,750) | |
| Total Arena | <u>5,234,372</u> | <u>6,857,525</u> | <u>7,295,379</u> | <u>9,697,000</u> | <u>11,901,404</u> | 22.73% |

**WEST VALLEY CITY SANITATION - FUND 27
REVENUE STATEMENT**

| | Actual 2022-2023 | Actual 2023-2024 | Actual 2024-2025 | Adopted 2025-2026 | Interim 2026-2027 | Percent Change |
|---------------------------------|-----------------------------|-----------------------------|-----------------------------|------------------------------|------------------------------|---------------------------|
| SANITATION: | | | | | | |
| Garbage Fees | 6,368,590 | 6,883,902 | 7,109,292 | 7,100,000 | 7,100,000 | |
| Clean & Beautiful Donations | 0 | 1,000 | 1,000 | 0 | 0 | |
| Interest | 466 | 1,143 | 1,257 | 0 | 0 | |
| Appropriation from Fund Balance | 0 | 0 | 0 | 263,538 | 992,214 | |
| Total | <u>6,369,056</u> | <u>6,886,045</u> | <u>7,111,549</u> | <u>7,363,538</u> | <u>8,092,214</u> | 9.90% |

**WEST VALLEY CITY SANITATION - FUND 27
EXPENDITURE STATEMENT**

| | Actual 2022-2023 | Actual 2023-2024 | Actual 2024-2025 | Adopted 2025-2026 | Interim 2026-2027 | Percent Change |
|--------------------------------|-----------------------------|-----------------------------|-----------------------------|------------------------------|------------------------------|---------------------------|
| SANITATION: | | | | | | |
| Permanent Employees | 139,964 | 160,064 | 103,381 | 0 | 0 | |
| O.T. Employees | 811 | 1,938 | 42 | 0 | 0 | |
| Employee Benefits | 52,238 | 72,757 | 41,496 | 0 | 0 | |
| Books/Subscriptions | 0 | 0 | 0 | 650 | 650 | |
| Public Notice/Advert | 0 | 167 | 0 | 0 | 0 | |
| Travel & Training | 880 | 279 | 0 | 2,500 | 2,500 | |
| Office Supplies | 7,008 | 6,543 | 5,751 | 7,000 | 7,000 | |
| Gasoline & Diesel | 7,482 | 7,681 | 7,610 | 6,000 | 6,000 | |
| Auto Parts | 6,732 | 5,203 | 1,871 | 7,000 | 7,000 | |
| Prof. Services Internal | 1,222,056 | 1,226,035 | 1,227,366 | 1,577,260 | 1,602,010 | |
| Prof. Services External | 3,316,273 | 3,466,111 | 3,661,538 | 3,808,128 | 4,542,054 | |
| Landfill Fees | 1,493,245 | 1,543,404 | 1,519,216 | 1,700,000 | 1,700,000 | |
| Special Supplies | 143,313 | 175,822 | 102,539 | 180,000 | 190,000 | |
| Insurance | 0 | 0 | 1,691 | 0 | 0 | |
| Capital Equipment | 72,232 | 35,382 | 0 | 0 | 0 | |
| Transfer Out | 0 | 0 | 0 | 0 | 0 | |
| Transfer In | 0 | 0 | (5,938) | 0 | 0 | |
| Clean & Beautiful Expenses | 8,803 | 9,708 | 9,208 | 0 | 0 | |
| Clean & Beautiful Transfer Out | 26,145 | 26,145 | 26,145 | 75,000 | 35,000 | |
| Total | <u>6,497,182</u> | <u>6,737,239</u> | <u>6,701,916</u> | <u>7,363,538</u> | <u>8,092,214</u> | 9.90% |

WEST VALLEY CITY ROAD IMPACT FEES - FUND 31

REVENUE STATEMENT

| | Actual 2022-2023 | Actual 2023-2024 | Actual 2024-2025 | Adopted 2025-2026 | Interim 2026-2027 | Percent Change |
|------------------|---------------------|---------------------|---------------------|----------------------|----------------------|-------------------|
| Road Impact Fees | 580,374 | 395,212 | 350,582 | 200,000 | 200,000 | |
| Interest | 12,486 | 33,898 | 33,821 | 0 | 0 | |
| Total | 592,859 | 429,110 | 384,403 | 200,000 | 200,000 | 0.00% |

WEST VALLEY CITY ROAD IMPACT FEES - FUND 31

EXPENDITURE STATEMENT

| | Actual 2022-2023 | Actual 2023-2024 | Actual 2024-2025 | Adopted 2025-2026 | Interim 2026-2027 | Percent Change |
|---------------------------|---------------------|---------------------|---------------------|----------------------|----------------------|-------------------|
| Professional Services | 100,000 | 30,000 | 30,000 | 30,000 | 30,000 | |
| Road Projects | 4,270 | 0 | 0 | 170,000 | 170,000 | |
| Transfer Out | 850,000 | 0 | 0 | 0 | 0 | |
| Total Expenditures | 954,270 | 30,000 | 93,085 | 200,000 | 200,000 | 0.00% |

WEST VALLEY CITY PARK IMPACT FEES - FUND 32

REVENUE STATEMENT

| | Actual 2022-2023 | Actual 2023-2024 | Actual 2024-2025 | Adopted 2025-2026 | Interim 2026-2027 | Percent Change |
|----------------------|---------------------|---------------------|---------------------|----------------------|----------------------|-------------------|
| Park Impact Fees | 1,322,599 | 346,882 | 242,991 | 1,000,000 | 1,000,000 | |
| Interest | 54,480 | 147,726 | 45,292 | 0 | 0 | |
| Total Revenue | 1,377,079 | 494,608 | 288,283 | 1,000,000 | 1,000,000 | 0.00% |

WEST VALLEY CITY PARK IMPACT FEES - FUND 32

EXPENDITURE STATEMENT

| | Actual 2022-2023 | Actual 2023-2024 | Actual 2024-2025 | Adopted 2025-2026 | Interim 2026-2027 | Percent Change |
|---------------------------|---------------------|---------------------|---------------------|----------------------|----------------------|-------------------|
| Park Impact Expenses | 982,822 | 1,142,992 | 2,004,567 | 1,000,000 | 1,000,000 | |
| Transfers Out | 0 | 0 | 9,400 | 0 | 0 | |
| Transfers In | 0 | 0 | (70,000) | 0 | 0 | |
| Total Expenditures | 982,822 | 1,142,992 | 1,943,967 | 1,000,000 | 1,000,000 | 0.00% |

WEST VALLEY CITY FIRE IMPACT FEES - FUND 33

REVENUE STATEMENT

| | Actual 2022-2023 | Actual 2023-2024 | Actual 2024-2025 | Adopted 2025-2026 | Interim 2026-2027 | Percent Change |
|------------------------------|---------------------|---------------------|---------------------|----------------------|----------------------|-------------------|
| Fire Impact Fees - Facility | 186,364 | 88,342 | 50,588 | 150,000 | 68,000 | |
| Fire Impact Fees - Apparatus | 21,231 | 13,122 | 6,859 | 67,866 | 67,866 | |
| Interest | 13,078 | 25,144 | 15,217 | 0 | 0 | |
| Total Revenue | 220,673 | 126,608 | 72,664 | 217,866 | 135,866 | -37.64% |

WEST VALLEY CITY FIRE IMPACT FEES - FUND 33

EXPENDITURE STATEMENT

| | Actual 2022-2023 | Actual 2023-2024 | Actual 2024-2025 | Adopted 2025-2026 | Interim 2026-2027 | Percent Change |
|--------------------------------------|---------------------|---------------------|---------------------|----------------------|----------------------|-------------------|
| Transfer Out FS 74 & Fire Truck Debt | 300,000 | 150,000 | 287,733 | 217,866 | 135,866 | |
| Total Expenditures | 300,000 | 150,000 | 287,733 | 217,866 | 135,866 | -37.64% |

WEST VALLEY CITY POLICE IMPACT FEES - FUND 34

REVENUE STATEMENT

| | Actual 2022-2023 | Actual 2023-2024 | Actual 2024-2025 | Adopted 2025-2026 | Interim 2026-2027 | Percent Change |
|----------------------|---------------------|---------------------|---------------------|----------------------|----------------------|-------------------|
| Police Impact Fees | 321,767 | 140,051 | 102,902 | 250,000 | 200,000 | |
| Interest | 13,255 | 25,634 | 14,891 | 0 | 0 | |
| Total Revenue | 335,022 | 165,685 | 117,793 | 250,000 | 200,000 | -20.00% |

WEST VALLEY CITY POLICE IMPACT FEES - FUND 34

EXPENDITURE STATEMENT

| | Actual 2022-2023 | Actual 2023-2024 | Actual 2024-2025 | Adopted 2025-2026 | Interim 2026-2027 | Percent Change |
|-------------------------------------|---------------------|---------------------|---------------------|----------------------|----------------------|-------------------|
| Police Debt Serv Transfer to Gen Fd | 450,000 | 250,000 | 253,800 | 250,000 | 200,000 | |
| Total Expenditures | 450,000 | 250,000 | 253,800 | 250,000 | 200,000 | -20.00% |

WEST VALLEY CITY FLOOD IMPACT FEES - FUND 35

REVENUE STATEMENT

| | Actual 2022-2023 | Actual 2023-2024 | Actual 2024-2025 | Adopted 2025-2026 | Interim 2026-2027 | Percent Change |
|---------------------------|---------------------|---------------------|---------------------|----------------------|----------------------|-------------------|
| FLOOD IMPACT FEES: | | | | | | |
| Riter District | 10,677 | 7,406 | 25,564 | 0 | 0 | |
| Westridge District | 0 | 3,493 | 0 | 0 | 0 | |
| Lake Park District | 0 | 0 | 22,890 | 0 | 0 | |
| Interest | 0 | 14,000 | 10,929 | 0 | 0 | |
| Total Revenue | 10,677 | 24,899 | 59,383 | 0 | 0 | 0.00% |

WEST VALLEY CITY FLOOD IMPACT FEES - FUND 35

EXPENDITURE STATEMENT

| | Actual 2022-2023 | Actual 2023-2024 | Actual 2024-2025 | Adopted 2025-2026 | Interim 2026-2027 | Percent Change |
|--------------------------|---------------------|---------------------|---------------------|----------------------|----------------------|-------------------|
| Decker | 0 | 0 | 0 | 0 | 0 | |
| Jordan District | 0 | 0 | 0 | 0 | 0 | |
| Riter District | 0 | 0 | 0 | 0 | 0 | |
| Lake Park District | 56,770 | 0 | 0 | 0 | 0 | |
| Transfer Out | 0 | 0 | 300,488 | 0 | 0 | |
| Total Expenditure | 56,770 | 0 | 300,488 | 0 | 0 | 0.00% |

WEST VALLEY CITY STORM WATER UTILITY - FUND 36

REVENUE STATEMENT

| | Actual 2022-2023 | Actual 2023-2024 | Actual 2024-2025 | Adopted 2025-2026 | Interim 2026-2027 | Percent Change |
|---------------------------------|-----------------------------|-----------------------------|-----------------------------|------------------------------|------------------------------|---------------------------|
| STORM WATER UTILITY: | | | | | | |
| Storm Water Utility Fees | 5,484,928 | 5,676,099 | 5,735,716 | 5,600,000 | 5,700,000 | |
| Interest Income | 22,613 | 47,646 | 59,328 | 0 | 0 | |
| Penalties/Late Fees | 86,415 | 83,452 | 76,933 | 0 | 0 | |
| Gain on Sale of Assets | 41,093 | (203,200) | 7,600 | 0 | 0 | |
| Miscellaneous Revenue | 0 | (170) | 1,644 | 0 | 0 | |
| Appropriation from Fund Balance | 0 | 0 | 0 | 73,000 | 0 | |
| Total Revenue | 5,635,049 | 5,603,827 | 5,881,221 | 5,673,000 | 5,700,000 | 0.48% |

WEST VALLEY CITY STORM WATER UTILITY - FUND 36

EXPENDITURE STATEMENT

| | Actual 2022-2023 | Actual 2023-2024 | Actual 2024-2025 | Adopted 2025-2026 | Interim 2026-2027 | Percent Change |
|--|-----------------------------|-----------------------------|-----------------------------|------------------------------|------------------------------|---------------------------|
| STORMWATER OPERATIONS: | | | | | | |
| Travel & Training | 2,074 | 3,250 | 2,268 | 8,000 | 8,000 | |
| Office Supplies | 0 | 1,078 | 645 | 2,000 | 2,000 | |
| Equip Maintenance | 2,016 | 50,813 | 94,873 | 60,000 | 175,000 | |
| Fuel | 38,645 | 47,752 | 36,730 | 25,000 | 25,000 | |
| Auto Maintenance | 52,000 | 52,000 | 52,000 | 52,000 | 52,000 | |
| Vehicle Parts | 46,169 | 85,269 | 67,156 | 60,000 | 60,000 | |
| Utilities | 19,522 | 17,895 | 23,903 | 35,000 | 35,000 | |
| Prof./Tech (internal) | 521,605 | 521,604 | 521,604 | 521,604 | 521,604 | |
| Prof./Tech. (external) | 67,480 | 65,235 | 84,411 | 115,000 | 115,000 | |
| Special Supplies | 62,288 | 82,102 | 84,448 | 75,000 | 75,000 | |
| Insurance | 4,206 | 16,825 | 23,732 | 10,000 | 10,000 | |
| Capital Equipment | 8,000 | 11,716 | 655,645 | 125,000 | 410,000 | |
| Depreciation | 1,560,031 | 1,601,470 | 0 | 0 | 0 | |
| Subtotal | 2,384,036 | 2,557,009 | 1,647,415 | 1,088,604 | 1,488,604 | 36.74% |
| STORMWATER ENIGEERING PROJECTS: | | | | | | |
| Books/Dues | 800 | 610 | 290 | 800 | 800 | |
| Travel & Training | 2,571 | 7,080 | 6,151 | 9,700 | 9,700 | |
| Office Supplies | 4,361 | 1,682 | 27 | 2,800 | 2,800 | |
| Equip. Maintenance | 1,520 | 0 | 11,800 | 1,800 | 1,800 | |
| Fuel | 5,419 | 0 | 345 | 5,000 | 5,000 | |
| Software | 17,500 | 17,500 | 7,500 | 17,500 | 19,000 | |
| Prof/Tech (internal) | 511,364 | 511,364 | 511,364 | 784,693 | 665,561 | |
| Prof./Tech. (external) | 16,952 | 15,604 | (865) | 0 | 0 | |
| Special Supplies | 4,066 | 17,906 | 3,823 | 3,000 | 3,000 | |
| Special Projects | 85,897 | 327,546 | 2,753,450 | 2,421,138 | 2,139,776 | |
| Capital Equipment | 0 | 0 | 0 | 0 | 0 | |
| Capitalized Spec Proj | (1,824,276) | (331,166) | 0 | 0 | 0 | |
| Subtotal | (1,173,826) | 568,126 | 3,293,885 | 3,246,431 | 2,847,437 | -12.29% |
| STORMWATER ADMINISTRATON: | | | | | | |
| Public Notices | 19,985 | 21,326 | 42,652 | 21,326 | 21,327 | |
| Travel/Training | 62 | 185 | 0 | 2,000 | 2,000 | |
| Office Supplies | 844 | 1,388 | 5,050 | 4,000 | 4,000 | |
| Prof/Tech (internal) | 911,683 | 923,158 | 1,201,225 | 1,035,038 | 1,059,788 | |
| Prof./Tech. (external) | 5,825 | 271,867 | 4,000 | 8,000 | 8,000 | |
| Transfer Out | 2,070,152 | 0 | 38,097,737 | 267,601 | 268,844 | |
| Subtotal | 3,008,551 | 1,217,924 | 39,350,664 | 1,337,965 | 1,363,959 | 1.94% |
| Total Expenditure | 4,218,761 | 4,343,059 | 44,291,964 | 5,673,000 | 5,700,000 | 0.48% |

THE DIVISION OF ARTS AND CULTURE - FUND 37

REVENUE STATEMENT

| | Actual 2022-2023 | Actual 2023-2024 | Actual 2024-2025 | Adopted 2025-2026 | Interim 2026-2027 | Percent Change |
|-----------------------------|---------------------|---------------------|---------------------|----------------------|----------------------|-------------------|
| Cultural Center: | | | | | | |
| Miscellaneous | 10,484 | 0 | 0 | 0 | 0 | |
| Cultural Center Revenue | 253,772 | 363,820 | 412,209 | 300,000 | 208,000 | |
| Amphitheater | 1,191 | 40 | 0 | 0 | 0 | |
| Concessions/Alcohol Revenue | 16,057 | 32,263 | 25,769 | 14,000 | 12,000 | |
| Membership/Season Tickets | 8,790 | 1,519 | 0 | 0 | 0 | |
| Catering Commission | 0 | 4,601 | 22,829 | 12,000 | 12,000 | |
| Art Sales | 0 | 0 | 12,965 | 12,000 | 6,000 | |
| Donations | 0 | 0 | 24,248 | 0 | 0 | |
| Gallery Exhibits/Receptions | 0 | 0 | 885 | 0 | 0 | |
| Artrageous | 0 | 0 | 250 | 0 | 0 | |
| Day of the Dead | 0 | 0 | 20,646 | 12,000 | 12,000 | |
| Total Revenue | 290,294 | 402,243 | 519,801 | 350,000 | 250,000 | -28.57% |

THE DIVISION OF ARTS AND CULTURE - FUND 37

EXPENDITURE STATEMENT

| | Actual 2022-2023 | Actual 2023-2024 | Actual 2024-2025 | Adopted 2025-2026 | Interim 2026-2027 | Percent Change |
|-------------------------------------|---------------------|---------------------|---------------------|----------------------|----------------------|-------------------|
| Operations: | | | | | | |
| Permanent Employees | 1,269,545 | 1,355,581 | 1,197,469 | 827,090 | 750,334 | |
| Overtime | 15,062 | 21,634 | 4,984 | 10,000 | 10,000 | |
| Temporary Employees | 87,226 | 111,150 | 94,607 | 84,050 | 84,050 | |
| Employee Benefits | 484,602 | 498,947 | 410,518 | 324,870 | 280,346 | |
| Books & Dues | 6,424 | 4,384 | 3,072 | 5,000 | 5,000 | |
| Advertising | 1,310 | 6,425 | 2,461 | 5,000 | 5,000 | |
| Travel & Training | 2,325 | 6,936 | 766 | 6,000 | 6,000 | |
| Office Supplies | 23,841 | 24,674 | 22,601 | 23,000 | 23,000 | |
| Equip. Maintenance | 3,143 | 20,500 | 26,427 | 20,500 | 20,500 | |
| Gasoline | 472 | 841 | 386 | 1,250 | 1,250 | |
| Auto Maintenance | 99 | 67 | 0 | 900 | 900 | |
| Auto Parts | 223 | 49 | 494 | 900 | 900 | |
| Software | 19,231 | 13,516 | 11,044 | 20,000 | 20,000 | |
| Building & Grounds | 39,054 | 51,459 | 48,171 | 50,000 | 50,000 | |
| Utilities | 141,919 | 147,016 | 179,774 | 148,889 | 148,889 | |
| Telephone | 15,830 | 18,930 | 15,830 | 12,000 | 12,000 | |
| Contingency | 71,162 | 61,053 | 726 | 50,000 | 50,000 | |
| Professional Services | 12,848 | 19,955 | 16,676 | 8,028 | 8,028 | |
| Sister City | 0 | 400 | 0 | 0 | 0 | |
| General Health | 417 | 745 | 107 | 250 | 250 | |
| Special Supplies | 66,104 | 56,209 | 144,191 | 25,000 | 25,000 | |
| Signs | 835 | 1,805 | 2,434 | 2,500 | 2,500 | |
| Insurance | 0 | 0 | 0 | 10,000 | 10,000 | |
| Sold Services | (14,462) | (23,508) | (102,410) | 0 | 0 | |
| Capiral Equipment | 0 | 0 | (6,285) | 0 | 0 | |
| Special Projects | 19,572 | 33,563 | 22,444 | 35,000 | 35,000 | |
| Gallery Exhibits/Receptions | 0 | 150 | 29,867 | 20,000 | 20,000 | |
| WorldStage Concerts | 0 | 1,150 | (650) | 0 | 0 | |
| Artrageous | 0 | 0 | 38,166 | 53,000 | 53,000 | |
| Summer Concerts | 0 | 800 | 15,054 | 30,000 | 30,000 | |
| Day of the Dead Celebration | 0 | 0 | 20,683 | 10,000 | 10,000 | |
| Pop-Up Art | 0 | 43 | 0 | 0 | 0 | |
| Wasatch International Food Festival | 0 | 0 | 0 | 60,000 | 60,000 | |
| Cost of Goods Sold | 0 | 1,040 | 0 | 0 | 0 | |
| Transfer Out | 19,109 | 19,683 | 20,392 | 21,067 | 21,717 | |
| Transfer In from GF | (1,312,587) | (1,709,226) | (1,443,086) | (1,560,244) | (1,539,614) | |
| Transfer In from Foundation | (222,000) | (521,856) | 0 | 0 | 0 | |
| Subtotal Operations | 751,304 | 224,115 | 776,913 | 304,050 | 204,050 | -32.89% |
| Maintenance: | | | | | | |
| Equipment Maintenance | 19,010 | 12,605 | 15,263 | 16,450 | 16,450 | |
| Gasoline | 0 | 0 | 0 | 3,500 | 3,500 | |
| Building & Grounds | 22,515 | 15,910 | 22,709 | 26,000 | 26,000 | |
| Subtotal Maintenance | 41,525 | 28,515 | 37,972 | 45,950 | 45,950 | 0.00% |
| Total Expenditures | 792,829 | 252,630 | 814,885 | 350,000 | 250,000 | -28.57% |

WEST VALLEY CITY STREET LIGHTS - FUND 39

REVENUE STATEMENT

| | Actual 2022-2023 | Actual 2023-2024 | Actual 2024-2025 | Adopted 2025-2026 | Interim 2026-2027 | Percent Change |
|---------------------------------|---------------------|---------------------|---------------------|----------------------|----------------------|-------------------|
| STREET LIGHTS: | | | | | | |
| Misc. Revenue | 8,278 | 8,729 | 12,634 | 0 | 0 | |
| Street Light Fees | 1,254,449 | 1,262,695 | 1,159,614 | 1,250,000 | 1,150,000 | |
| Appropriation from Fund Balance | 0 | 0 | 0 | 761 | 113,298 | |
| Total | 1,262,727 | 1,271,424 | 1,172,248 | 1,250,761 | 1,263,298 | 1.00% |

WEST VALLEY CITY STREET LIGHTS - FUND 39

EXPENDITURE STATEMENT

| | Actual 2022-2023 | Actual 2023-2024 | Actual 2024-2025 | Adopted 2025-2026 | Interim 2026-2027 | Percent Change |
|-------------------------------|---------------------|---------------------|---------------------|----------------------|----------------------|-------------------|
| STREET LIGHTS: | | | | | | |
| Permanent Employees | 128,805 | 191,781 | 229,156 | 226,730 | 243,435 | |
| O.T. Employees | 3,315 | 1,937 | 1,270 | 1,000 | 1,000 | |
| Temporary Employees | 0 | 0 | 0 | 4,000 | 4,000 | |
| Employee Benefits | 49,919 | 76,935 | 95,589 | 94,858 | 86,316 | |
| Bks/Subscriptions/Memberships | 116 | 116 | 346 | 500 | 500 | |
| Travel/Training | 308 | 906 | 378 | 4,000 | 4,000 | |
| Office Supplies | 198 | 299 | 0 | 0 | 0 | |
| Equipment Maintenance | 141,298 | 435,712 | 95,325 | 200,000 | 200,000 | |
| Gasoline & Diesel | 6,260 | 7,390 | 6,293 | 15,000 | 15,000 | |
| Utilities | 136,761 | 147,538 | 149,840 | 120,000 | 150,000 | |
| Prof./Tech (internal) | 78,975 | 43,550 | 43,550 | 52,190 | 57,690 | |
| Prof./Tech. (external) | 140,376 | 141,711 | 66,371 | 150,000 | 100,000 | |
| Special Supplies | 511 | 268 | 0 | 0 | 0 | |
| Sold Services | 0 | 0 | (623) | 0 | 0 | |
| Capital Equipment | 171,516 | 180,487 | 205,425 | 0 | 0 | |
| Special Projects | 0 | 592,558 | 40,933 | 215,995 | 229,734 | |
| Transfer Out | 151,013 | 155,627 | 691,950 | 166,488 | 171,623 | |
| Transfer In | 0 | (2,360) | 0 | 0 | 0 | |
| Total | 1,009,371 | 1,974,455 | 1,625,803 | 1,250,761 | 1,263,298 | 1.00% |

CAPITAL IMPROVEMENTS FUND - FUND 45

REVENUE STATEMENT

| | Actual 2022-2023 | Actual 2023-2024 | Actual 2024-2025 | Adopted 2025-2026 | Interim 2026-2027 | Percent Change |
|--|---------------------|---------------------|---------------------|----------------------|----------------------|-------------------|
| REVENUES: | | | | | | |
| Fed/State Capital Projects | 500,000 | 500,000 | 524,715 | 0 | 0 | |
| SL County Capital Projects | 0 | 0 | 760,441 | 0 | 0 | |
| Fire Apparatus Reimbursement | 108,164 | 234,318 | 0 | 0 | 0 | |
| Developer Capital Fees/Contrib. | 819,500 | 0 | 0 | 0 | 0 | |
| Miscellaneous | 589,028 | 2,365,951 | 230,815 | 0 | 0 | |
| Interest | 234,795 | 317,577 | 253,161 | 0 | 0 | |
| Gain on Sale of Asset | 214,986 | 193,493 | 241,191 | 0 | 0 | |
| Total Revenues | 2,466,473 | 3,611,339 | 2,010,323 | 0 | 0 | 0.0% |
| OTHER SOURCES: | | | | | | |
| Bond/Lease Proceeds | 40 | 5 | 1,750,375 | 0 | 0 | |
| Appropriation from Fund Balance | 0 | 0 | 0 | 3,895,594 | 872,781 | |
| Total Other Sources | 40 | 5 | 1,750,375 | 3,895,594 | 872,781 | -77.60% |
| Total Revenue and Other Sources | 2,466,513 | 3,611,344 | 3,760,698 | 3,895,594 | 872,781 | -77.60% |

CAPITAL IMPROVEMENTS FUND - FUND 45

EXPENDITURE STATEMENT

| | Actual 2022-2023 | Actual 2023-2024 | Actual 2024-2025 | Adopted 2025-2026 | Interim 2026-2027 | Percent Change |
|--|-----------------------------|-----------------------------|-----------------------------|------------------------------|------------------------------|---------------------------|
| EXPENDITURES: | | | | | | |
| Sold Services | (76,057) | (184,500) | (774,983) | 0 | 0 | |
| Capital Equipment | 0 | 0 | 114,191 | 0 | 0 | |
| 2450 S Roadway Extension | 319,035 | 0 | 0 | 0 | 0 | |
| Safe Sidewalks | 67,302 | 0 | 0 | 0 | 0 | |
| Special Projects | 10,700 | 0 | 950,277 | 0 | 0 | |
| Facilities Projects | 205,858 | 766,149 | 1,217,385 | 400,000 | 400,000 | |
| PW/RDA Weed Management | 0 | 0 | 7,584 | 0 | 0 | |
| PW-Engineering Renovation | 166,756 | 0 | 0 | 0 | 0 | |
| Legal/RDA Office Remodel | 21,300 | 390,688 | 0 | 0 | 0 | |
| Arena Renovation | 500,000 | 0 | 0 | 0 | 0 | |
| Concrete Repairs Centennial Pool | 0 | 0 | 0 | 0 | 150,000 | |
| Lighting Pickleball Courts/Skate Park | 0 | 372,610 | 0 | 0 | 0 | |
| Wetlands Park | 0 | 229,524 | 3,420,997 | 0 | 0 | |
| Cultural Center Basement Project | (4,669) | 0 | 0 | 0 | 0 | |
| Parkway Blvd Widening | 399,721 | 0 | 2,865 | 0 | 0 | |
| 4100 S Reconstruction | 0 | 24,085 | 0 | 0 | 0 | |
| City Courts/Legal Bldg | 8,148,954 | 73,523 | 40,000 | 0 | 0 | |
| 4700 S Reconstruction | 2,150,603 | 19,405 | 0 | 0 | 0 | |
| 2700 W Improvement Project | (3,644) | 4,628 | 0 | 0 | 0 | |
| Energy Efficiency Upgrades | 413,929 | 277,981 | 69,356 | 0 | 0 | |
| Crosstowne Trail | 4,081 | 2,008,564 | 215,165 | 0 | 0 | |
| Veterans Memorial Park | 0 | 0 | 1,524,843 | 0 | 0 | |
| 6800 West Improvements | 0 | 0 | 51,950 | 0 | 0 | |
| 2022 Pedestrian Ramps | 312,772 | 0 | 0 | 0 | 0 | |
| Lancer Way Reconstruction | 300,075 | 9,200 | 1,796,815 | 0 | 0 | |
| 4100 S HAWK Signals Project | 158,110 | 19,563 | 0 | 0 | 0 | |
| 6800 West Pond Overflow | 9,635 | 258,968 | 21,311 | 0 | 0 | |
| 3900 S Roadway Improvements | 0 | 0 | 21,903 | 0 | 0 | |
| UTA Midvalley BRT | 0 | 49,250 | 0 | 0 | 0 | |
| SFR Widening Project | 0 | 101,326 | 480,804 | 0 | 0 | |
| 3500 S Sidewalks | 0 | 300,000 | 0 | 0 | 0 | |
| Street Sign Replacement Project | 0 | 119,577 | 86,969 | 0 | 0 | |
| 4000 West Improvements | 0 | 69,150 | 0 | 0 | 0 | |
| Bangerter Highway Betterments | 0 | 2,000,000 | 0 | 0 | 0 | |
| Parkway Blvd Wetland Road | 0 | 264,819 | 572,767 | 0 | 0 | |
| 7200 W Reconstruction | 0 | 0 | 4,776 | 0 | 0 | |
| 2024-25 Sidewalk Repair Project | 0 | 0 | 163,482 | 0 | 0 | |
| BFP - WVC Bridge Replacements | 0 | 0 | 211,224 | 0 | 0 | |
| 2025 Street Light Project | 0 | 0 | 652,173 | 0 | 0 | |
| 3200 W SR-201 (UDOT) - APT Bettermen | 0 | 0 | 100,000 | 0 | 0 | |
| 5900 West Extension Project | 0 | 0 | 3,200 | 0 | 0 | |
| Overlay Projects | 4,791,345 | 965,949 | 3,014,815 | 0 | 0 | |
| Transportation Sales Tax Projects | 0 | 0 | 0 | 5,230,000 | 5,500,000 | |
| Sidewalk Repair Projects | 0 | 0 | 0 | 250,000 | 0 | |
| City Hall Parking Lot Replacement | 0 | 0 | 0 | 1,500,000 | 0 | |
| Chinese Gate Repair | 0 | 0 | 0 | 80,000 | 0 | |
| City Hall HVAC Controls | 0 | 0 | 0 | 157,000 | 0 | |
| City's General Plan Update | 0 | 0 | 0 | 300,000 | 0 | |
| Parkway Park Playground Replacement | 0 | 0 | 0 | 50,000 | 0 | |
| Indoor Pool Filtration Salt Water System | 0 | 0 | 0 | 135,000 | 0 | |
| Fassio Park Fence | 0 | 82,156 | 0 | 0 | 0 | |
| N. Frontage Rd Improvement Project | 0 | 0 | 0 | 0 | 3,000,000 | |
| Admin Special Projects | 0 | 0 | 29,130 | 0 | 0 | |
| Finance Special Projects | 1,526 | 0 | 0 | 0 | 0 | |
| Legal Speical Projects | 0 | 237,500 | 0 | 0 | 0 | |
| Police Special Projects | 0 | 0 | 152,558 | 0 | 0 | |
| Fire Special Projects | 583,615 | 0 | 270,500 | 0 | 0 | |
| Parks Special Projects | 74,025 | 0 | 0 | 0 | 0 | |
| CEC Speical Projects | 0 | 0 | 0 | 0 | 262,000 | |
| Rolling Stock | 1,830,622 | 3,608,941 | 2,107,045 | 2,000,000 | 1,000,000 | |
| Rolling Stock Lease Payments | 559,044 | 566,454 | 695,759 | 618,943 | 593,129 | |
| Transfers Out | 1,897,643 | 3,041,206 | 3,132,498 | 1,173,594 | 872,781 | |
| Transfers In | (14,126,498) | (11,536,576) | (8,189,791) | (7,998,943) | (10,905,129) | |
| Total Expenditures | 8,715,783 | 4,140,140 | 12,167,568 | 3,895,594 | 872,781 | -77.60% |

**THE RIDGE GOLF CLUB FUND - FUND 55
REVENUE STATEMENT**

| | Actual 2022-2023 | Actual 2023-2024 | Actual 2024-2025 | Adopted 2025-2026 | Interim 2026-2027 | Percent Change |
|---------------------------------|-----------------------------|-----------------------------|-----------------------------|------------------------------|------------------------------|---------------------------|
| OPERATING REVENUE: | | | | | | |
| Green Fees | 800,231 | 1,021,865 | 1,164,084 | 1,040,000 | 1,040,000 | |
| Driving Range | 18,312 | 0 | 0 | 60,000 | 60,000 | |
| Carts | 381,035 | 471,110 | 498,690 | 500,000 | 500,000 | |
| Pull Carts | 36 | 0 | 0 | 0 | 0 | |
| Golf Club Rentals | 1,972 | 3,112 | 3,621 | 2,000 | 2,000 | |
| Gratuities - Operations | 5,815 | 13,915 | 15,178 | 6,000 | 6,000 | |
| Pro Shop | 194,210 | 243,099 | 234,807 | 210,000 | 210,000 | |
| Grill/Catering | 337,177 | 362,156 | 373,282 | 400,000 | 400,000 | |
| Room Rental | 31,927 | 96,281 | 17,423 | 0 | 0 | |
| Gratuities - Grill & Catering | 31,382 | 20,033 | 26,142 | 61,000 | 61,000 | |
| Miscellaneous | 2,019 | 5,000 | 125 | 5,000 | 5,000 | |
| Gain on Sale of Assets | 10,555 | 0 | 20,000 | 0 | 0 | |
| Appropriation from Fund Balance | 0 | 0 | 0 | 308,591 | 517,943 | |
| Total Revenue | 1,814,672 | 2,236,571 | 2,353,352 | 2,592,591 | 2,801,943 | 8.08% |

**THE RIDGE GOLF CLUB FUND - FUND 55
EXPENSE STATEMENT**

| | Actual 2022-2023 | Actual 2023-2024 | Actual 2024-2025 | Adopted 2025-2026 | Interim 2026-2027 | Percent Change |
|-------------------------------------|-----------------------------|-----------------------------|-----------------------------|------------------------------|------------------------------|---------------------------|
| OPERATING EXPENSES | | | | | | |
| OPERATIONS: | | | | | | |
| Personnel | 384,337 | 419,229 | 470,382 | 455,750 | 534,328 | |
| Operations | 161,486 | 160,137 | 161,025 | 187,564 | 187,564 | |
| Professional Services | 82,868 | 54,561 | 110,237 | 71,405 | 71,405 | |
| Utilities | 27,234 | 29,818 | 23,734 | 36,000 | 36,000 | |
| Operations Subtotal | 655,925 | 663,745 | 765,378 | 750,719 | 829,297 | 10.47% |
| MAINTENANCE: | | | | | | |
| Personnel | 349,148 | 392,336 | 465,153 | 454,677 | 490,453 | |
| Operating Supplies | 230,807 | 259,292 | 106,092 | 230,760 | 230,760 | |
| Utilities | 147,320 | 180,628 | 227,732 | 196,250 | 196,250 | |
| Maintenance Subtotal | 727,275 | 832,256 | 798,977 | 881,687 | 917,463 | 4.06% |
| GRILL/CATERING | | | | | | |
| Personnel | 306,607 | 380,842 | 378,896 | 370,954 | 386,457 | |
| Operating Supplies | 37,477 | 52,684 | 87,704 | 66,100 | 66,100 | |
| Snack Bar Subtotal | 344,084 | 433,526 | 466,600 | 437,054 | 452,557 | 3.55% |
| COST OF SALES: | | | | | | |
| Cost of Goods Sold | 151,450 | 187,671 | 218,658 | 125,000 | 125,000 | |
| Grill/Snack Bar | 110,764 | 129,675 | 187,542 | 170,000 | 170,000 | |
| Depreciation | 220,688 | 224,151 | 339,168 | 228,131 | 343,025 | |
| Cost of Sales Subtotal | 482,902 | 541,497 | 745,368 | 523,131 | 638,025 | 21.96% |
| Total Operating Expenses | 2,210,187 | 2,471,024 | 2,776,323 | 2,592,591 | 2,837,342 | 9.44% |
| NON-OPERATING EXPENSES: | | | | | | |
| Transfer In | (360,036) | (517,530) | (103,044) | 0 | (35,399) | |
| Total Non-Operating Expenses | (360,036) | (517,530) | (103,044) | 0 | (35,399) | 0.00% |
| Total Expenses | 1,850,151 | 1,953,494 | 2,673,279 | 2,592,591 | 2,801,943 | 8.08% |

STONEBRIDGE GOLF COURSE FUND - FUND 57

REVENUE STATEMENT

| | Actual 2022-2023 | Actual 2023-2024 | Actual 2024-2025 | Adopted 2025-2026 | Interim 2026-2027 | Percent Change |
|---------------------------------|---------------------|---------------------|---------------------|----------------------|----------------------|-------------------|
| OPERATING REVENUE: | | | | | | |
| Green Fees | 1,272,289 | 1,371,385 | 1,332,965 | 1,300,000 | 1,300,000 | |
| Driving Range | 15,337 | 0 | 0 | 30,000 | 30,000 | |
| Carts | 435,534 | 512,834 | 556,913 | 550,000 | 550,000 | |
| Pull Carts | 241 | 0 | 0 | 0 | 0 | |
| Rental Clubs | 11,108 | 11,961 | 9,534 | 11,000 | 11,000 | |
| Gratuities - Operations | 12,903 | 12,008 | 17,642 | 17,000 | 17,000 | |
| Pro Shop | 256,017 | 287,473 | 266,240 | 275,000 | 275,000 | |
| Grill/Catering | 602,092 | 628,041 | 598,012 | 600,000 | 600,000 | |
| Room Rental | 3,036 | 1,190 | 14,499 | 0 | 0 | |
| Gratuities - Grill & Catering | 61,762 | 23,172 | 19,159 | 75,000 | 75,000 | |
| Misc. | (2,659) | 49 | 222 | 5,000 | 5,000 | |
| Total Op. Revenue | 2,667,660 | 2,848,113 | 2,815,186 | 2,863,000 | 2,863,000 | 0.00% |
| NON-OPERATING REVENUE: | | | | | | |
| Gain on Sale of Assets | 0 | 13,500 | 0 | 0 | 0 | |
| Interest | 0 | 0 | 0 | 0 | 0 | |
| Appropriation from Fund Balance | 0 | 0 | 0 | 187,555 | 318,966 | |
| Total Non-Operating Rev | 0 | 13,500 | 0 | 187,555 | 318,966 | 70.07% |
| Total Revenue | 2,667,660 | 2,861,613 | 2,815,186 | 3,050,555 | 3,181,966 | 4.31% |

STONEBRIDGE GOLF COURSE FUND - FUND 57

EXPENSE STATEMENT

| | Actual 2022-2023 | Actual 2023-2024 | Actual 2024-2025 | Adopted 2025-2026 | Interim 2026-2027 | Percent Change |
|-------------------------------------|---------------------|---------------------|---------------------|----------------------|----------------------|-------------------|
| OPERATING EXPENSES | | | | | | |
| OPERATIONS: | | | | | | |
| Personnel | 437,580 | 542,122 | 580,446 | 588,275 | 582,020 | |
| Operations | 205,609 | 212,578 | 197,182 | 249,631 | 249,631 | |
| Professional Services | 123,879 | 52,937 | 91,535 | 130,000 | 130,000 | |
| Utilities | 54,536 | 53,257 | 47,682 | 50,000 | 50,000 | |
| Operations Subtotal | 821,605 | 860,894 | 916,845 | 1,017,906 | 1,011,651 | -0.61% |
| MAINTENANCE: | | | | | | |
| Personnel | 419,599 | 458,139 | 496,532 | 501,646 | 550,332 | |
| Operating Supplies | 270,212 | 271,033 | 197,384 | 273,051 | 273,051 | |
| Utilities | 149,025 | 192,823 | 232,681 | 195,750 | 195,750 | |
| Maintenance Subtotal | 838,836 | 921,995 | 926,597 | 970,447 | 1,019,133 | 5.02% |
| GRILL/CATERING: | | | | | | |
| Personnel | 360,365 | 389,384 | 343,803 | 373,945 | 416,377 | |
| Operating Supplies | 59,583 | 46,283 | 49,755 | 82,400 | 82,400 | |
| Snack Bar Subtotal | 419,948 | 435,667 | 393,558 | 456,345 | 498,777 | 9.30% |
| COST OF SALES: | | | | | | |
| Cost of Goods Sold | 174,648 | 197,028 | 189,012 | 180,000 | 180,000 | |
| Grill/Snack Bar | 183,358 | 186,324 | 171,975 | 230,000 | 230,000 | |
| Depreciation | 108,786 | 155,107 | 225,087 | 195,857 | 288,566 | |
| Cost of Sales Subtotal | 466,793 | 538,459 | 586,074 | 605,857 | 698,566 | 15.30% |
| Total Oper Expenses | 2,547,183 | 2,757,015 | 2,823,074 | 3,050,555 | 3,228,127 | 5.82% |
| NON-OPERATING EXPENSES: | | | | | | |
| Sales Tax Rev Bonds S 2016 | 0 | 0 | 0 | 0 | 0 | |
| Transfer In | (309,761) | (573,169) | (383,126) | 0 | (46,161) | 0.0% |
| Transfer Out | 0 | 0 | 0 | 0 | 0 | |
| Total Non-Operating Expenses | (309,761) | (573,169) | (383,126) | 0 | (46,161) | 0.0% |
| Total Expenses | 2,237,422 | 2,183,846 | 2,439,948 | 3,050,555 | 3,181,966 | 4.31% |

**GRANTS - FUND 60
REVENUE STATEMENT**

| | Actual 2022-2023 | Actual 2023-2024 | Actual 2024-2025 | Adopted 2025-2026 | Interim 2026-2027 | Percent Change |
|-----------------------------|-----------------------------|-----------------------------|-----------------------------|------------------------------|------------------------------|---------------------------|
| CDBG Projects | 1,542,103 | 2,283,817 | 1,544,105 | 1,066,000 | 1,073,357 | |
| HOME & Federal Grants | 786,151 | 657,690 | 687,830 | 0 | 0 | |
| State Grants | 485,872 | 187,016 | 155,377 | 0 | 0 | |
| Other Governmental Agencies | 12,572 | 136,695 | 680,638 | 0 | 0 | |
| Subtotal | 2,826,698 | 3,265,218 | 3,067,950 | 1,066,000 | 1,073,357 | 0.69% |

**GRANTS - FUND 60
EXPENDITURE STATEMENT**

| | Actual 2022-2023 | Actual 2023-2024 | Actual 2024-2025 | Adopted 2025-2026 | Interim 2026-2027 | Percent Change |
|-----------------------------|-----------------------------|-----------------------------|-----------------------------|------------------------------|------------------------------|---------------------------|
| Personnel | 158,117 | 119,923 | 159,812 | 169,425 | 188,960 | |
| General Operations | 92,194 | 48,453 | 82,479 | 0 | 0 | |
| CDBG Projects | 1,291,792 | 2,115,441 | 1,304,329 | 896,575 | 884,397 | |
| HOME & Federal Grants | 798,868 | 660,577 | 1,185,866 | 0 | 0 | |
| State Grants | 477,163 | 320,822 | 242,979 | 0 | 0 | |
| Other Governmental Agencies | 0 | 0 | 95,000 | 0 | 0 | |
| Subtotal | 2,818,134 | 3,265,216 | 3,070,465 | 1,066,000 | 1,073,357 | 0.69% |

AMBULANCE FUND - FUND 66

REVENUE STATEMENT

| | Actual 2022-2023 | Actual 2023-2024 | Actual 2024-2025 | Adopted 2025-2026 | Interim 2026-2027 | Percent Change |
|---------------------------------|-----------------------------|-----------------------------|-----------------------------|------------------------------|------------------------------|---------------------------|
| OPERATING REVENUE: | | | | | | |
| Ambulance Fees | 3,558,937 | 3,485,315 | 3,840,364 | 3,589,588 | 4,657,882 | |
| Collections Proceeds | 79,547 | 68,135 | 85,826 | 90,000 | 90,000 | |
| Gain on Sale of Assets | 7,790 | 0 | 0 | 0 | 0 | |
| Misc. | 0 | 18,620 | 0 | 0 | 0 | |
| Appropriation from Fund Balance | 0 | 0 | 0 | 0 | 0 | |
| Total Operating Revenue | 3,646,274 | 3,572,070 | 3,926,190 | 3,679,588 | 4,747,882 | 29.03% |

AMBULANCE FUND - FUND 66

EXPENSE STATEMENT

| | Actual 2022-2023 | Actual 2023-2024 | Actual 2024-2025 | Adopted 2025-2026 | Interim 2026-2027 | Percent Change |
|-------------------------------------|-----------------------------|-----------------------------|-----------------------------|------------------------------|------------------------------|---------------------------|
| OPERATING EXPENSES | | | | | | |
| OPERATIONS | | | | | | |
| Permanent Employees | 1,048,814 | 1,133,636 | 1,175,023 | 1,287,657 | 1,437,525 | |
| Overtime | 87,660 | 112,333 | 89,000 | 46,970 | 60,000 | |
| Additional Pay | 2,550 | 1,021 | 729 | 0 | 0 | |
| Employee Benefits | 476,252 | 480,867 | 481,729 | 511,215 | 631,827 | |
| Benefit Expense | (284,740) | (321,370) | (73,511) | 0 | 0 | |
| Uniform Allowance | 13,400 | 14,100 | 13,600 | 14,400 | 15,600 | |
| Travel/Training | 9,126 | 8,088 | 1,964 | 5,825 | 7,000 | |
| Office Supplies | 0 | 0 | 155 | 2,390 | 2,500 | |
| Equipment Maint. | 2,710 | 0 | 0 | 2,987 | 3,000 | |
| Gas/Diesel | 48,655 | 38,508 | 36,397 | 30,588 | 32,000 | |
| Auto Maintenance | 64,920 | 58,705 | 45,105 | 52,974 | 55,000 | |
| Auto Parts | 60,837 | 56,100 | 36,409 | 43,000 | 45,000 | |
| Prof/Tech WVC | 400,000 | 400,000 | 612,483 | 722,018 | 0 | |
| Billing Services | 182,990 | 426,335 | 269,665 | 165,000 | 260,000 | |
| Ambulance Service Provider Assess. | 152,359 | 174,154 | 160,757 | 115,000 | 255,000 | |
| Public Safety Supplies | 87,931 | 233,533 | 86,819 | 93,450 | 115,000 | |
| Insurance | 26,150 | 538 | 5,337 | 7,650 | 7,650 | |
| Capital Equipment | 0 | 2,000 | 0 | 0 | 0 | |
| Depreciation | 430,717 | 380,692 | 393,142 | 322,981 | 343,280 | |
| Total Operating Expenses | 2,810,329 | 3,199,240 | 3,334,803 | 3,424,105 | 3,270,382 | -4.49% |
| NON-OPERATING EXPENSES: | | | | | | |
| Lease Agreement | 27,043 | 372,213 | 371,708 | 43,000 | 43,000 | |
| Transfer Out | 211,483 | 0 | 0 | 212,483 | 1,434,500 | |
| Transfer In | (230,442) | (12,000) | (29,763) | 0 | 0 | |
| Total Non-Operating Expenses | 8,085 | 360,213 | 341,945 | 255,483 | 1,477,500 | 478.32% |
| Total Expenses | 2,818,414 | 3,559,453 | 3,676,748 | 3,679,588 | 4,747,882 | 29.03% |



Description: Subdivision Amendment with Street Vacation

Fiscal Impact: \$0

Funding Source: N/A

Account #: N/A

Budget Opening Required:

Issue:

Application #: SA-3-2026

Applicant: West Valley Land Holdings, LLC

Request: Approval of a five-lot subdivision with street vacation.

Summary:

West Valley Land Holdings, LLC, is requesting approval for the Wasatch West Valley Subdivision. The subdivision will create 5 lots, which includes amending lots 2 and 3 of the WVLH Subdivision, and vacating a portion of Constitution Blvd.

Background:

The purpose of this subdivision is to amend two lots from the WVLH Subdivision that was recorded in 2023, as well as take the remaining parcels owned by West Valley Land Holdings, LLC, and create a new subdivision consisting of 5 lots. The subdivision will modify the parcel lines where the current office tower sits and creates 4 additional lots for future commercial land uses. Three parcels recently acquired from the West Valley City RDA will also be incorporated into the new subdivision. Shared access to the subdivision will be gained from Lehman Avenue, which will be handled through an existing easement from the WVLH Subdivision, and from Constitution Blvd through a proposed access easement that will be maintained in common by the owners of Lots 1, 2, 3, and 4. The subdivision will vacate 314 square feet of right-of-way along Constitution Blvd, in favor of Lot 2. Approximately 1,328 square feet will be dedicated on the same street.

Recommendation: The Planning Commission recommends approval.

Department: Community Development
 Submitted by: Brock Anderson, Planning Manager
 Date: 4/30/2026



1 WEST VALLEY CITY, UTAH

2
3 ORDINANCE NO. _____

4
5 Draft Date: _____
6 Date Adopted: _____
7 Effective Date: _____
8

9
10 AN ORDINANCE APPROVING THE VACATING OF A PORTION
11 OF CONSTITUTION BOULEVARD IN CONJUNCTION WITH
12 THE WASATCH WEST VALLEY SUBDIVISION.
13

14
15 WHEREAS, the City is in receipt of petition SA-3-2026, proposing amending of
16 Lots 2 and 3 of the WVLH Subdivision, and vacating a portion of Constitution Boulevard;
17 and
18

19 WHEREAS, the purpose for the application is to amend lots and vacate a portion
20 of the street for a new subdivision; and
21

22 WHEREAS, proper notice was given, and a public hearing was held pursuant to
23 Section 10-20-208, Utah Code Annotated; and
24

25 WHEREAS, the City Council finds that after the public hearing, that there is good
26 cause for the amendment and partial street vacation and that neither the public nor any
27 person will be materially injured by the proposed plat amendment and that the approval is
28 in the best interest of the health, safety and welfare of the citizens of West Valley City.
29

30 NOW THEREFORE, BE IT ORDAINED by the City Council of West Valley
31 City, State of Utah, as follows:
32

33 Section 1. The amendment to the WVLH Subdivision Lots 2 and 3, and a partial Street
34 Vacation of Constitution Boulevard are hereby approved as shown in
35 petition SA-3-2026.
36

37 Section 2. This Ordinance shall have no force or effect on any rights-of-way or
38 easements of any lot owner, and the franchise rights of any public utilities
39 shall not be impaired thereby, nor shall it have any force or effect on any
40 holders of existing franchises, water drainage pipelines, or other such uses
41 as they may presently exist under, over or upon said property or as are or
42 may be shown on the official plats and records of Salt Lake County.
43

44 Section 3. The City Recorder is hereby directed to record this Ordinance with the
45 Salt Lake County Recorder’s Office.
46

47
48
49
50
51
52
53
54
55
56
57
58
59
60
61
62
63
64

Section 4. This Ordinance shall become effective immediately upon posting as required by law.

PASSED AND APPROVED this _____ day of _____ 2026.

WEST VALLEY CITY

MAYOR

ATTEST:

CITY RECORDER

SA-3-2026

Petition by Wasatch Commercial Management requesting minor subdivision approval for the Wasatch West Vally Subdivision. The proposed subdivision will also amend lots 2 and 3 of the WVLH Subdivision. The subdivision will create 5 lots and is located at 3548 South Constitution Blvd., and is zoned CC (City Center) (Staff – Brock Anderson at 801-963-3361 or brock.anderson@wvc-ut.gov).

BACKGROUND:

West Valley Land Holdings, LLC is requesting approval for the Wasatch West Valley Subdivision. The subdivision will also amend lots 2 and 3 of the WVLH Subdivision. The subdivision is located at 3548 South Constitution Boulevard and is zoned CC (City Center).

ISSUES:

The WVLH Subdivision was recorded in October 2023. The subdivision was created to consolidate old property lines, establish new lots for the police headquarters building, future commercial uses and a parking lot. The property was previously in the ownership of the Redevelopment Agency of West Valley (RDA). Once the subdivision was approved and recorded, the land, other than the police headquarters lot, was transferred to West Valley Land Holdings, LLC.

Wasatch Commercial Management submitted a subdivision application, the Wasatch West Valley Retail Subdivision, in August of 2025 that the Planning Commission, and later, the City Council, approved. That plat was never recorded due to some changes that the owners wanted to make to the subdivision. They recently acquired three parcels previously owned by the West Valley City RDA, north of the office tower. They now want to include those parcels in this subdivision, as well as the office tower parcel itself, so a new subdivision application was submitted.

The purpose of the current application is to amend two parcels from the 2023 WVLH Subdivision, as well as take the remaining parcels owned by West Valley Land Holdings, LLC, and create a new subdivision consisting of 5 lots. The subdivision will modify the parcel lines where the current office tower sits and create 4 new lots for future commercial land uses.

Shared access to the subdivision will be gained from Lehman Avenue, which will be handled through an existing easement from the WVLH Subdivision, and from Constitution Blvd through a proposed access easement that will be maintained in common by the owners of Lots 1, 2, 3, and 4. Lot 5 has existing access from 3500 South. There is also an existing access point to Lot 4 from Market Street. The subdivision will vacate 314 square feet of right-of-way along Constitution Blvd, in

favor of Lot 2. Approximately 1,328 square feet will be dedicated on the same street. Future improvements along Constitution Blvd and Lehman Ave will be the responsibility of those who develop Lots 1 and 2 and 3.

STAFF ALTERNATIVES:

1. Approve the Wasatch West Valley Subdivision subject to a resolution of staff and agency comments.
2. Continue the application for reasons determined during the Planning Commission meeting.

Discussion: Brock Anderson presented the application.

Commissioner Winters asked if there was a plan regarding this property. Brock replied there are no current applications or proposals, but they do eventually plan to develop. They are just getting the lots ready.

Applicant Travis Williams with Meridian Engineering was online. The owners just wanted to include the rest of their property in the subdivision. They don't have immediate plans for any kind of development. They just want to subdivide the property for any potential selling opportunities.

Commissioner Durfee made a motion to approve SA-3-2026. Commissioner Matagi seconded. All were in favor.

Unanimous – SA-3-2026 - Approved

WASATCH WEST VALLEY SUBDIVISION

(AMENDING LOTS 2 & 3 OF WVLH SUBDIVISION)
SITUATE IN THE NORTHWEST 1/4 OF SECTION 33,
TOWNSHIP 1 SOUTH, RANGE 1 WEST, SALT LAKE BASE & MERIDIAN,
WEST VALLEY CITY, SALT LAKE COUNTY, STATE OF UTAH

SURVEYOR'S CERTIFICATE
I, TRAVIS R. WILLIAMS, DO HEREBY CERTIFY THAT I AM A PROFESSIONAL LAND SURVEYOR, HOLDING LICENSE NUMBER 13941945, IN ACCORDANCE WITH TITLE 58, CHAPTER 22, OF THE PROFESSIONAL ENGINEERS AND LAND SURVEYORS ACT; I FURTHER CERTIFY THAT BY AUTHORITY OF THE OWNERS I HAVE COMPLETED A SURVEY OF THE PROPERTY DESCRIBED ON THIS SUBDIVISION PLAT IN ACCORDANCE WITH SECTION 17-73-504, HAVE VERIFIED ALL MEASUREMENTS, AND HAVE SUBDIVIDED SAID PARCEL(S) OF LAND INTO AMENDED LOTS AND STREETS, TOGETHER WITH EASEMENTS HEREAFTER TO BE KNOWN AS: "WASATCH WEST VALLEY SUBDIVISION" AND THAT THE SAME HAS BEEN CORRECTLY MONUMENTED ON THE GROUND AS SHOWN ON THIS PLAT. RECORD OF SURVEY FILE NO. S2016-06-0509.



TRAVIS R. WILLIAMS
PLS NO. 13941945
DATE OF PLAT: APRIL 14, 2026

LEGAL DESCRIPTION

AN ENTIRE TRACT OF LAND, INCLUDING ALL OF LOTS 2 & 3 OF WVLH SUBDIVISION RECORDED AS ENTRY NO. 14162751 IN BOOK 2023P AT PAGE 199 IN THE OFFICE OF THE SALT LAKE COUNTY RECORDER AND ALL OF PROPERTY DESCRIBED IN QUIT CLAIM DEED IN FAVOR OF WEST VALLEY LAND HOLDINGS, LLC RECORDED AS ENTRY NO. 13002845 IN BOOK 10788 AT PAGE 4578 IN THE OFFICE OF THE SALT LAKE COUNTY RECORDER, SITUATE IN THE NORTHWEST QUARTER OF SECTION 33, TOWNSHIP 1 SOUTH, RANGE 1 WEST, SALT LAKE BASE AND MERIDIAN, IN SALT LAKE COUNTY, UTAH. THE BOUNDARIES OF SAID ENTIRE TRACT OF LAND ARE DESCRIBED AS FOLLOWS:
BEGINNING AT A POINT IN THE WESTERLY RIGHT OF WAY LINE OF CONSTITUTION BOULEVARD (2700 WEST), SAID POINT IS THE NORTHEAST CORNER OF PROPERTY DESCRIBED IN QUIT CLAIM DEED IN FAVOR OF WEST VALLEY LAND HOLDINGS, LLC RECORDED AS ENTRY NO. 13002845 IN BOOK 10788 AT PAGE 4578 IN THE OFFICE OF THE SALT LAKE COUNTY RECORDER, SAID POINT IS 65.74 FEET S.89°53'20"W. ALONG THE SECTION LINE AND 228.00 FEET S.00°00'55"E. ALONG SAID WESTERLY RIGHT OF WAY LINE AND ITS EXTENSION FROM THE NORTH QUARTER CORNER OF SAID SECTION 33 (BASIS OF BEARING IS S.89°53'20"W. ALONG THE SECTION LINE BETWEEN THE FOUND MONUMENTS REPRESENTING THE NORTH QUARTER CORNER AND THE NORTHWEST CORNER OF SAID SECTION 33); AND RUNNING THENCE ALONG SAID WESTERLY RIGHT OF WAY LINE THE FOLLOWING FOUR (4) COURSES: 1) S.00°00'55"E. 11.32 FEET, 2) S.12°43'07"W. 55.67 FEET, 3) S.01°30'40"W. 95.47 FEET AND 4) S.00°04'46"W. 50.62 FEET; THENCE S.89°55'14"E. 5.91 FEET; THENCE S.00°01'10"E. 54.74 FEET TO A POINT IN SAID WESTERLY RIGHT OF WAY LINE AND THE BEGINNING OF A NON-TANGENT 16.00 FOOT RADIUS CURVE TO THE RIGHT; THENCE ALONG SAID WESTERLY RIGHT OF WAY LINE THE FOLLOWING SIX (6) COURSES: 1) SOUTHEASTERLY ALONG THE ARC OF SAID CURVE 13.00 FEET THROUGH A CENTRAL ANGLE OF 46°34'00" (NOTE: CHORD FOR SAID CURVE BEARS S.23°18'12"E. FOR A DISTANCE OF 12.65 FEET), 2) S.00°01'10"E. 47.03 FEET, 3) S.89°56'30"W. 5.00 FEET, 4) S.00°01'10"E. 145.43 FEET, 5) S.04°18'26"E. 62.79 FEET AND 6) S.27°35'55"W. 10.44 FEET TO THE INTERSECTION OF SAID WESTERLY RIGHT OF WAY LINE AND THE NORTHERLY RIGHT OF WAY LINE OF LEHMAN AVENUE; THENCE ALONG SAID NORTHERLY RIGHT OF WAY LINE S.89°56'30"W. 347.26 TO THE SOUTHWEST CORNER OF LOT 3 OF WVLH SUBDIVISION; THENCE ALONG THE WESTERLY LOT LINE AND ITS EXTENSION OF SAID LOT 3 N.00°00'41"E. 294.08 FEET TO THE NORTHWEST CORNER OF LOT 2 OF WVLH SUBDIVISION, SAID POINT IS ALSO IN THE SOUTHERLY BOUNDARY LINE OF PROPERTY DESCRIBED IN QUIT CLAIM DEED IN FAVOR OF WEST VALLEY OFFICE HOLDINGS, LLC RECORDED AS ENTRY NO. 13002846 IN BOOK 10788 AT PAGE 4581 IN THE OFFICE OF THE SALT LAKE COUNTY RECORDER; THENCE ALONG SAID SOUTHERLY BOUNDARY LINE S.89°53'20"W. 157.18 FEET TO A POINT IN THE EASTERLY RIGHT OF WAY LINE OF MARKET STREET (2820 WEST); THENCE ALONG SAID EASTERLY RIGHT OF WAY LINE THE FOLLOWING SIX (6) COURSES: 1) N.00°00'20"E. 34.42 FEET TO THE BEGINNING OF A NON-TANGENT 466.66 FOOT RADIUS CURVE TO THE RIGHT (NOTE: CENTER OF SAID CURVE BEARS N.76°26'53"E.), 2) NORTHERLY ALONG THE ARC OF SAID CURVE 110.42 FEET THROUGH A CENTRAL ANGLE OF 1°33'30" (NOTE: CHORD FOR SAID CURVE BEARS N.06°46'24"W. FOR A DISTANCE OF 110.17 FEET), 3) N.00°00'20"E. 206.99 FEET, 4) N.89°53'20"E. 1.00 FEET, 5) N.00°06'40"W. 39.98 FEET AND 6) N.44°53'55"E. 32.52 FEET TO THE INTERSECTION OF SAID EASTERLY RIGHT OF WAY LINE OF MARKET STREET (2820 WEST) AND THE SOUTHERLY RIGHT OF WAY LINE OF SR-171 (3500 SOUTH); THENCE ALONG SAID SOUTHERLY RIGHT OF WAY LINE THE FOLLOWING FOUR (4) COURSES: 1) N.89°54'30"E. 88.25 FEET, 2) N.86°49'09"E. 197.62 FEET, 3) N.89°53'20"E. 21.50 FEET AND 4) S.75°19'03"E. 44.46 FEET; THENCE S.00°00'41"W. 36.65 FEET; THENCE S.45°00'41"W. 18.38 FEET; THENCE S.00°00'41"W. 50.43 FEET; THENCE S.89°53'20"W. 27.00 FEET; THENCE S.00°00'41"W. 65.00 FEET TO A POINT IN THE NORTHERLY BOUNDARY LINE OF SAID DESCRIBED PROPERTY IN FAVOR OF WEST VALLEY LAND HOLDINGS, LLC; THENCE ALONG SAID NORTHERLY BOUNDARY LINE N.89°53'20"E. 192.38 FEET TO THE POINT OF BEGINNING.
THE ABOVE DESCRIBED ENTIRE TRACT OF LAND CONTAINS 289,359 SQUARE FEET OR 6.64 ACRES IN AREA, MORE OR LESS, 5 LOTS.

THE ABOVE DESCRIBED ENTIRE TRACT OF LAND CONTAINS 289,359 SQUARE FEET OR 6.64 ACRES IN AREA, MORE OR LESS, 5 LOTS.

SURVEYOR'S NARRATIVE

IT IS THE INTENT OF THIS PLAT AND THE SURVEY ON WHICH IT IS BASED TO CORRECTLY REPRESENT THE BOUNDARY LINES AND PROPERTY CORNERS OF THE SUBJECT PARCEL. IT IS ALSO THE INTENT OF THIS PLAT TO SUBDIVIDE THE SUBJECT PROPERTY INTO 5 LOTS AND TO DEDICATE AND VACATE PORTIONS OF THE ROADWAY. THE BASIS OF BEARING IS S.89°53'20"W. ALONG THE NORTHERLY SECTION LINE BETWEEN THE FOUND MONUMENTS REPRESENTING THE NORTH QUARTER CORNER AND THE NORTHWEST CORNER OF SECTION 33, TOWNSHIP 1 SOUTH, RANGE 1 WEST, SALT LAKE BASE & MERIDIAN. THE FIELD DATA FOR THIS SURVEY WAS COLLECTED IN MAY, 2025.

SEE RECORD OF SURVEY PREPARED BY MERIDIAN ENGINEERING, INC. FILED AS SURVEY NO. S2016-06-0509 IN THE OFFICE OF THE SALT LAKE COUNTY SURVEYOR.

AS PART OF THIS SURVEY, MERIDIAN HAS CONDUCTED FIELD SEARCHES FOR EVIDENCE AND MONUMENTATION. FOUND EVIDENCE AND MONUMENTATION IS REPRESENTED HEREON. EVERY DOCUMENT OF RECORD REVIEWED AND CONSIDERED AS PART OF THIS SURVEY IS NOTED BELOW. THERE MAY EXIST OTHER EVIDENCE, MONUMENTATION AND DOCUMENTS THAT COULD AFFECT THIS SURVEY. ANY NEW EVIDENCE, MONUMENTATION OR DOCUMENTS CONTRADICTORY TO THIS SURVEY SHOULD BE PRESENTED TO THE SURVEYOR FOR HIS REVIEW AND CONSIDERATION.

- (1) WVLH SUBDIVISION; ENTRY NO. 14162751 IN BOOK 2023P AT PAGE 199.
 - (2) SALT LAKE COUNTY SURVEYOR'S AREA REFERENCE PLAT: SECTION 33, T.1S., R.1W., S.L.B.&M.
 - (3) FAIRBOURNE STATION PHASE 1 SUBDIVISION; ENTRY NO. 11341968 IN BOOK 2012P AT PAGE 22.
- NOTE: ABOVE REFERENCED DOCUMENTS ARE SHOWN HEREON AS (R).

- (M) BEARING AND/OR DISTANCE DATA TAKEN FROM SURVEYED MEASUREMENTS.
- (C) BEARING AND/OR DISTANCE DATA TAKEN FROM SURVEYED MEASUREMENTS COUPLED WITH RECORD INFORMATION.

OWNER'S DEDICATION AND CONSENT TO RECORD

KNOW ALL MEN BY THESE PRESENTS THAT THE UNDERSIGNED IS THE OWNER OF THE ABOVE DESCRIBED PARCEL OF LAND, AND HEREBY CAUSE THE SAME TO BE DIVIDED INTO LOTS AND STREETS, TOGETHER WITH EASEMENTS AS SET FORTH TO BE HEREAFTER KNOWN AS

WASATCH WEST VALLEY SUBDIVISION

AND DOES HEREBY DEDICATE FOR THE PERPETUAL USE OF THE PUBLIC ALL ROADS AND OTHER AREAS SHOWN ON THIS PLAT AS INTENDED FOR PUBLIC USE. THE UNDERSIGNED OWNER HEREBY CONVEYS TO ANY AND ALL PUBLIC UTILITY COMPANIES A PERPETUAL, NON-EXCLUSIVE EASEMENT OVER THE PUBLIC UTILITY EASEMENTS SHOWN ON THIS PLAT. THE SAME TO BE USED FOR THE INSTALLATION, MAINTENANCE AND OPERATION OF UTILITY LINES AND FACILITIES. THE UNDERSIGNED OWNER ALSO HEREBY CONVEYS ANY OTHER EASEMENTS AS SHOWN AND/OR NOTED ON THIS PLAT TO THE PARTIES INDICATED AND FOR THE PURPOSES SHOWN AND/OR NOTED HEREON. WEST VALLEY CITY HEREBY VACATES A PORTION OF CONSTITUTION BOULEVARD (2700 WEST) AS SHOWN AND NOTED ON THIS PLAT.

DATED THIS _____ DAY OF _____ A.D. 2026. DATED THIS _____ DAY OF _____ A.D. 2026.

WEST VALLEY OFFICE HOLDINGS, LLC, TITLE KAREN LANG, MAYOR, WEST VALLEY CITY

DATED THIS _____ DAY OF _____ A.D. 2026.

WEST VALLEY LAND HOLDINGS, LLC TITLE

OWNERS: WEST VALLEY LAND HOLDING, LLC
595 S. RIVERWOODS PARKWAY, STE 400
LOGAN, UTAH 84321

WEST VALLEY OFFICE HOLDING, LLC
595 S. RIVERWOODS PARKWAY, STE 400
LOGAN, UTAH 84321

WASATCH WEST VALLEY SUBDIVISION
(AMENDING LOTS 2 & 3 OF WVLH SUBDIVISION)
SITUATE IN THE NORTHWEST 1/4 OF SECTION 33,
TOWNSHIP 1 SOUTH, RANGE 1 WEST, SALT LAKE BASE & MERIDIAN,
WEST VALLEY CITY, SALT LAKE COUNTY, STATE OF UTAH

| | | |
|---|--|---|
| CITY ATTORNEY APPROVED THIS _____ DAY OF _____ A.D. 2026 BY THE WEST VALLEY CITY ATTORNEY. | SALT LAKE COUNTY RECORDER RECORDED AND FILED AT THE REQUEST OF _____ RECORDED AS ENTRY NUMBER _____ DATE: _____ TIME: _____ BOOK: _____ PAGE: _____ FEE \$ _____ DEPUTY SALT LAKE COUNTY RECORDER | COMP. FILE 19050 FINAL PLAT PROJECT NO. 19050 SHEET NO. 1 OF 2 |
|---|--|---|

WEST VALLEY CITY ENGINEERING DIVISION
I HEREBY CERTIFY THAT I HAVE HAD THIS PLAT EXAMINED BY THIS OFFICE AND HAVE FOUND IT TO BE CORRECT IN ACCORDANCE WITH INFORMATION ON FILE AND IS HEREBY APPROVED.

WEST VALLEY CITY ENGINEER DATE

GRANGER-HUNTER IMPROVEMENT DISTRICT
APPROVED THIS _____ DAY OF _____ A.D. 2026
BY THE GRANGER-HUNTER IMPROVEMENT DISTRICT.

GRANGER-HUNTER IMPROVEMENT DISTRICT
132 PRINT NAME

WEST VALLEY CITY PLANNING COMMISSION
APPROVED THIS _____ DAY OF _____ A.D. 2026
BY THE WEST VALLEY CITY PLANNING COMMISSION.

CHAIRMAN, WEST VALLEY CITY PLANNING COMMISSION DATE

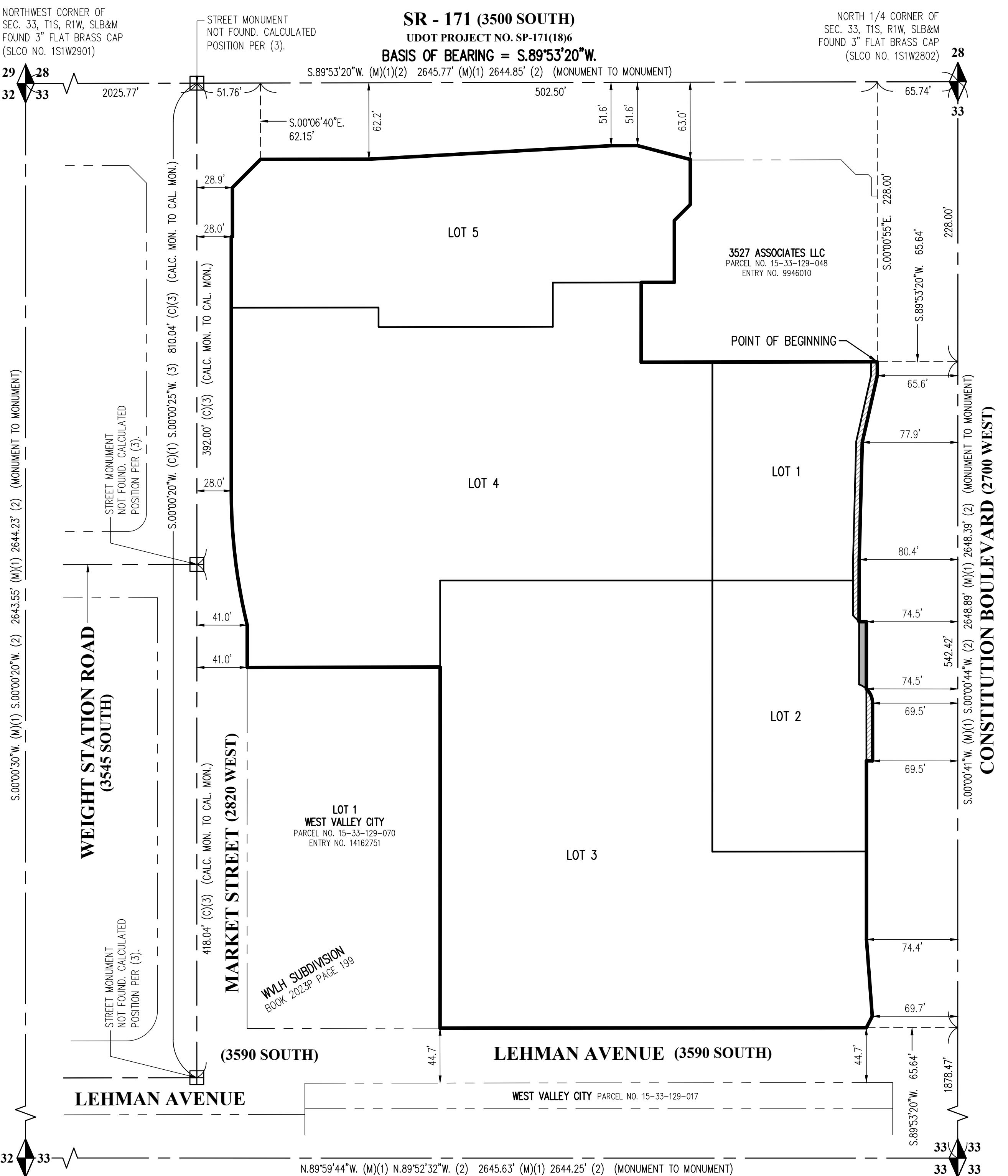
SALT LAKE COUNTY HEALTH DEPARTMENT
APPROVED THIS _____ DAY OF _____ A.D. 2026
BY THE SALT LAKE COUNTY HEALTH DEPARTMENT.

SALT LAKE COUNTY HEALTH DEPARTMENT DATE

COMP. FILE 19050 FINAL PLAT
PROJECT NO. 19050
SHEET NO. 1 OF 1

PREPARED BY:

MERIDIAN ENGINEERING, INC.
1688 WEST 11010 SOUTH SUITE 102
SOUTH JORDAN, UTAH 84095
PHONE (801) 569-1315 FAX (801) 569-1319



PLAT NOTES:
1. UNLESS OTHERWISE NOTED OFF-SET PINS TO BE PLACED IN TOP BACK OF CURB AND PLUG AND WASHER STAMPED "MERIDIAN 801-569-1315" TO BE PLACED AT ALL OTHER LOT CORNERS.
2. PRIVATE DRIVEWAY AND ACCESS EASEMENT TO BE MAINTAINED IN COMMON BY OWNERS OF LOTS 1, 2, 3 AND 4.
3. ALL LOT OWNERS HAVE ACCESS TO EXISTING UTILITIES FOR FUTURE DEVELOPMENT NEEDS.

CENTER 1/4 CORNER OF SEC. 33, T1S, R1W, SLB&M FOUND 2.5" FLAT BRASS CAP (S.L.C.O. NO. 151W3305)

NORTHWEST CORNER OF SEC. 33, T1S, R1W, SLB&M FOUND 3" FLAT BRASS CAP (S.L.C.O. NO. 151W2901)

NORTH 1/4 CORNER OF SEC. 33, T1S, R1W, SLB&M FOUND 3" FLAT BRASS CAP (S.L.C.O. NO. 151W2802)

WEST 1/4 CORNER OF SEC. 33, T1S, R1W, SLB&M FOUND 2.5" FLAT BRASS CAP (S.L.C.O. NO. 151W3206)

STREET MONUMENT NOT FOUND. CALCULATED POSITION PER (3).

STREET MONUMENT NOT FOUND. CALCULATED POSITION PER (3).

STREET MONUMENT NOT FOUND. CALCULATED POSITION PER (3).

STREET MONUMENT NOT FOUND. CALCULATED POSITION PER (3).

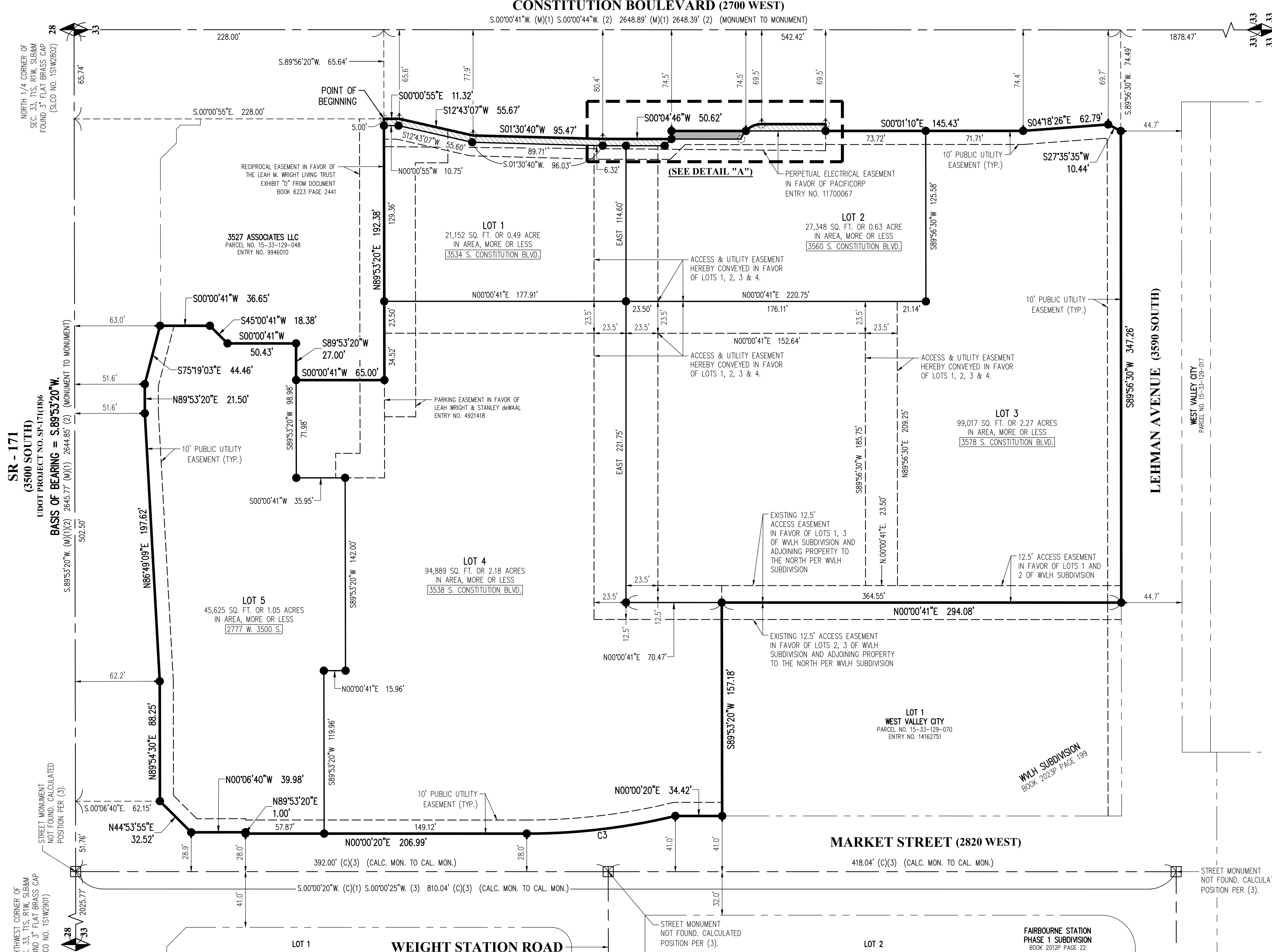
STREET MONUMENT NOT FOUND. CALCULATED POSITION PER (3).

STREET MONUMENT NOT FOUND. CALCULATED POSITION PER (3).

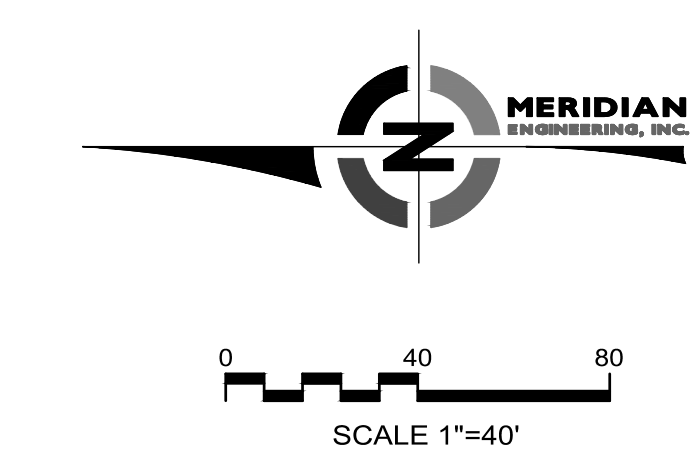
WVLH SUBDIVISION BOOK 2023P PAGE 199

CONSTITUTION BOULEVARD (2700 WEST)

S.00°00'41"W. (M)(1) S.00°00'44"W. (2) 2648.89' (M)(1) 2648.39' (2) (MONUMENT TO MONUMENT)



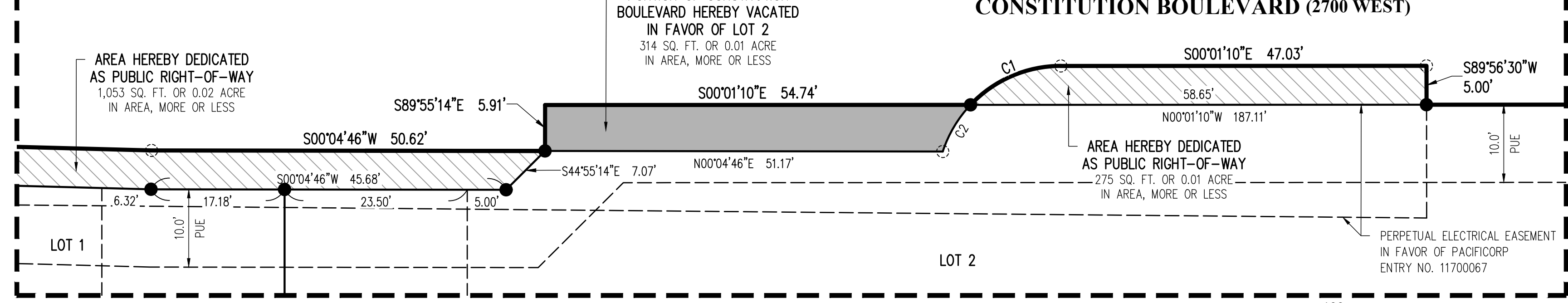
CENTER 1/4 CORNER OF SEC. 33, T15S, R11W, SUBM. FOUND 2.5" FLAT BRASS CAP (SLO. NO. 151W3305)



LEGEND

- SUBDIVISION BOUNDARY
- SUBDIVISION LOT LINE
- ADJOINER LINE
- SECTION LINE
- STREET CENTER LINE
- EASEMENT LINE
- DEDICATED ROADWAY AS SHOWN HEREON
- VACATED ROADWAY AS SHOWN HEREON
- UNLESS OTHERWISE NOTED, SET PLUG AND WASHER STAMPED "MERIDIAN 801-569-1315"
- PROPERTY CORNER NOT SET
- FOUND SECTION CORNER

DETAIL "A" (N.T.S.)



| CURVE TABLE | | | | | |
|-------------|---------|-----------|---------|---------------|--------------|
| CURVE | RADIUS | DELTA | LENGTH | CHORD BEARING | CHORD LENGTH |
| C1 | 16.00' | 46°34'00" | 13.00' | S2°18'12"E | 12.65' |
| C2 | 16.00' | 25°14'00" | 7.05' | S59°12'15"E | 6.99' |
| C3 | 466.66' | 13°33'30" | 110.42' | N06°46'24"W | 110.17' |

PREPARED BY:

MERIDIAN ENGINEERING, INC.
1628 WEST 11010 SOUTH, SUITE 102
SOUTH JORDAN, UTAH 84095
PHONE: (801) 569-1315 FAX: (801) 569-1319

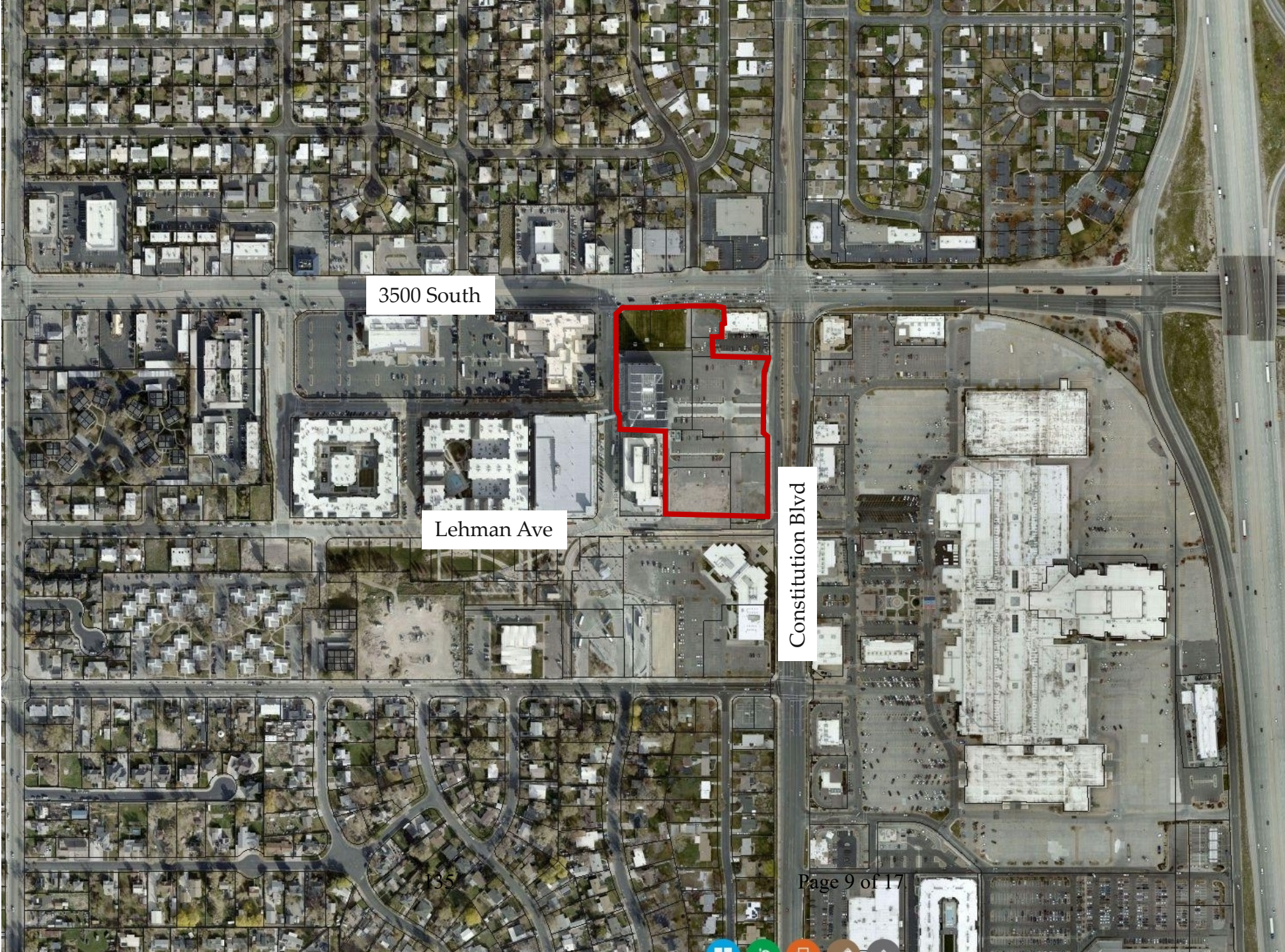
WASATCH WEST VALLEY SUBDIVISION
(AMENDING LOTS 2 & 3 OF WVLS SUBDIVISION)
SITUATE IN THE NORTHWEST 1/4 OF SECTION 33,
TOWNSHIP 1 SOUTH, RANGE 1 WEST, SALT LAKE BASE & MERIDIAN,
WEST VALLEY CITY, SALT LAKE COUNTY, STATE OF UTAH

COMP. FILE 19050
FINAL PLAT
PROJECT NO. 19050
SHEET NO. 2 OF 2

SA-3-2026

- Applicant: Wasatch Commercial Management
- Request: Minor subdivision approval for the Wasatch West Valley Subdivision. The proposed subdivision will amend lots 2 and 3 of the WVLH Subdivision. The subdivision will create 5 lots.
- Location: 3548 S Constitution Blvd.
- Staff: Brock Anderson

SA-3-2026

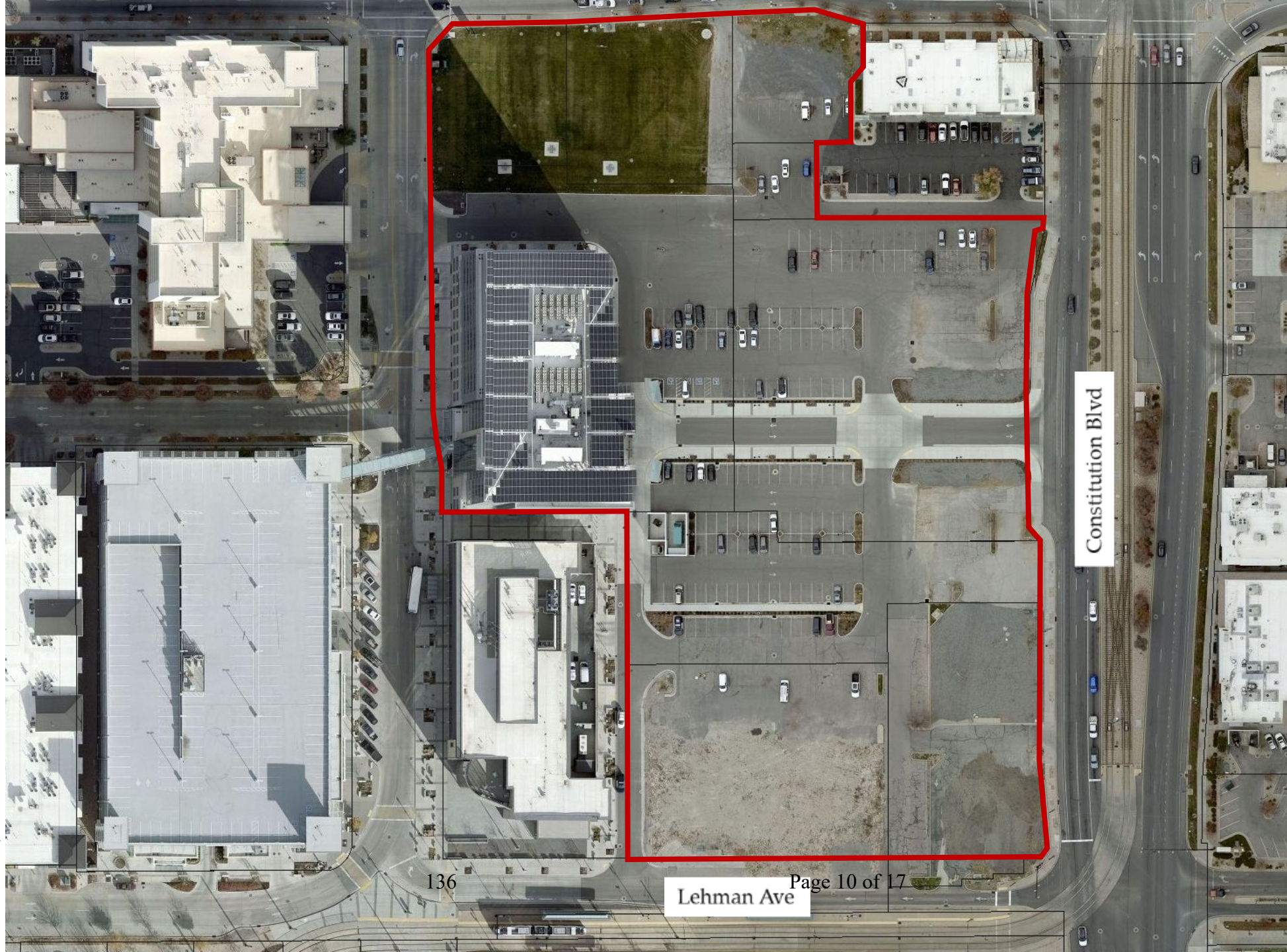


3500 South

Lehman Ave

Constitution Blvd

SA-3-2026



SA-3-2026

WASATCH WEST VALLEY SUBDIVISION
(AMENDING LOTS 2 & 3 OF WVLH SUBDIVISION)
SITUATE IN THE NORTHWEST 1/4 OF SECTION 33,
TOWNSHIP 1 SOUTH, RANGE 1 WEST, SALT LAKE BASE & MERIDIAN,
WEST VALLEY CITY, SALT LAKE COUNTY, STATE OF UTAH

SURVEYOR'S CERTIFICATE
I, TRAVIS R. WILLIAMS, DO HEREBY CERTIFY THAT I AM A PROFESSIONAL LAND SURVEYOR HOLDING LICENSE NUMBER 104949, IN ACCORDANCE WITH TITLE 36, CHAPTER 22 OF THE PROFESSIONAL ENACTS AND STATUTES OF THE STATE OF UTAH AND THAT I HAVE COMPLETED A SURVEY OF THE PROPERTY DESCRIBED ON THIS SUBDIVISION PLAT IN ACCORDANCE WITH SECTION 17-27-50, UTAH STATUTES, AND HAVE SUBMITTED SAID PLAT (S) OF LAND AND ADJACENT LOTS AND STREETS TOGETHER WITH EVIDENCE HEREIN TO THE CLERK AS "WASATCH WEST VALLEY SUBDIVISION" AND THAT THE SAID PLAT HAS BEEN CORRECTLY MONUMENTED ON THE GROUND AS SHOWN ON THIS PLAT RECORD OF SURVEY FILE NO. 02016-08-0509.

LEGAL DESCRIPTION
AN ENTIRE TRACT OF LAND, INCLUDING ALL OF LOTS 2 & 3 OF WA-1 SUBDIVISION AS ENTERED IN BOOK 2023P AT PAGE 199 IN THE OFFICE OF THE SALT LAKE COUNTY RECORDER AND ALL OF PROPERTY DESCRIBED IN SAID PLAT ENTERED IN FAVOR OF WEST VALLEY AND HOLDINGS, LLC RECORDED AS ENTRY NO. 20230618 IN BOOK 1076P AT PAGE 429 IN THE OFFICE OF THE SALT LAKE COUNTY RECORDER, SITUATE IN THE NORTHWEST QUARTER OF SECTION 33, TOWNSHIP 1 SOUTH, RANGE 1 WEST, SALT LAKE BASE AND MERIDIAN, IN SALT LAKE COUNTY, UTAH, THE BOUNDARIES OF SAID TRACT OF LAND ARE AS FOLLOWS:
BEGINNING AT A POINT IN THE WESTERLY RIGHT OF WAY LINE OF CONSTITUTION BOULEVARD (2700 WEST), SAID POINT IS THE NORTH-EAST CORNER OF PROPERTY DESCRIBED IN SAID PLAT 2023P IN FAVOR OF WEST VALLEY LAND HOLDINGS, LLC RECORDED AS ENTRY NO. 20230618 IN BOOK 1076P AT PAGE 429 IN THE OFFICE OF THE SALT LAKE COUNTY RECORDER, SAID POINT IS 65.74 FEET WESTERLY ALONG THE SECTION LINE AND 28.00 FEET SOUTHWEST ALONG SAID WESTERLY RIGHT OF WAY LINE AND ITS EXTENSION FROM THE NORTH QUARTER CORNER OF SAID SECTION 33 (BASIS OF BEARING S 89°53'20" W) ALONG THE SECTION LINE BETWEEN THE FOUND MONUMENTS REPRESENTING THE NORTH QUARTER CORNER OF SAID SECTION 33, AND BEARING THEREFROM ALONG SAID WESTERLY RIGHT OF WAY LINE THE FOLLOWING BEARS (4) COURSES: (1) 1.33 FEET, (2) S17°43'20" W (55.67 FEET), (3) S0°00'00" W (55.47 FEET) AND (4) S00°04'16" W (55.74 FEET); THENCE SOUTHWEST 54.74 FEET TO A POINT IN SAID WESTERLY RIGHT OF WAY LINE AND THE BEGINNING OF A NON-VOLUNTARY 18.00 FOOT EASEMENT TO ITS NORTH; THENCE ALONG SAID WESTERLY RIGHT OF WAY LINE THE FOLLOWING SIX (6) COURSES: (1) SOUTH EASTERLY ALONG THE AC OF SAID CURVE 13.00 FEET THROUGH A CENTRAL ANGLE OF 42°15'00" TO CHORD FOR SAID CURVE BEARS S27°18'17" W FOR A DISTANCE OF 12.65 FEET; (2) SOUTHWEST 13.00 FEET TO A POINT ON SAID WESTERLY RIGHT OF WAY LINE; (3) SOUTHWEST 62.78 FEET AND (4) S27°20'00" W (64.14 FEET) TO THE INTERSECTION OF SAID WESTERLY RIGHT OF WAY LINE AND THE WESTERLY RIGHT OF WAY LINE OF LEHMAN AVENUE; THENCE ALONG SAID WESTERLY RIGHT OF WAY LINE S27°20'00" W (42.26 FEET) TO THE SOUTHWEST CORNER OF LOT 2 OF WA-1 SUBDIVISION; THENCE ALONG THE WESTERLY RIGHT OF WAY LINE AND ITS EXTENSION OF SAID LOT 2 A DISTANCE OF 24.26 FEET TO THE NORTHEAST CORNER OF LOT 2 OF WA-1 SUBDIVISION; THENCE ALONG THE SOUTHWEST BOUNDARY LINE OF PROPERTY DESCRIBED IN SAID PLAT 2023P IN FAVOR OF WEST VALLEY LAND HOLDINGS, LLC RECORDED AS ENTRY NO. 20230618 IN BOOK 1076P AT PAGE 429 IN THE OFFICE OF THE SALT LAKE COUNTY RECORDER, HENCE ALONG SAID WESTERLY BOUNDARY LINE S0°00'00" W (55.47 FEET) TO A POINT IN THE WESTERLY RIGHT OF WAY LINE OF MARKET STREET (2820 WEST); THENCE ALONG SAID WESTERLY RIGHT OF WAY LINE THE FOLLOWING SIX (6) COURSES: (1) S00°00'00" W (54.42 FEET) TO THE BEGINNING OF A NON-VOLUNTARY 48.66 FOOT EASEMENT TO ITS NORTH; (2) WESTERLY ALONG THE AC OF SAID CURVE 18.00 FEET THROUGH A CENTRAL ANGLE OF 17°02'00" TO CHORD FOR SAID CURVE BEARS S08°29'00" W FOR A DISTANCE OF 18.17 FEET; (3) S00°00'00" W (20.89 FEET), (4) S00°00'00" W (1.00 FEET), (5) S00°00'00" W (30.88 FEET) AND (6) N44°25'25" W (32.52 FEET) TO THE INTERSECTION OF SAID WESTERLY RIGHT OF WAY LINE OF MARKET STREET (2820 WEST) AND THE SOUTHWEST RIGHT OF WAY LINE OF SR-471 (2820 SOUTH); THENCE ALONG SAID SOUTHWEST RIGHT OF WAY LINE THE FOLLOWING FOUR (4) COURSES: (1) S00°00'00" W (88.25 FEET), (2) N89°52'00" W (97.82 FEET), (3) N89°52'00" W (2.30 FEET) AND (4) S0°00'00" W (44.46 FEET); THENCE S0°00'00" W (28.65 FEET); THENCE S45°00'00" W (18.35 FEET); THENCE S00°00'00" W (50.43 FEET); THENCE S89°52'00" W (27.00 FEET); THENCE S00°00'00" W (63.00 FEET) TO A POINT IN THE WESTERLY BOUNDARY LINE OF SAID DESCRIBED PROPERTY IN FAVOR OF WEST VALLEY AND HOLDINGS, LLC; THENCE ALONG SAID WESTERLY BOUNDARY LINE N89°52'00" W (52.38 FEET) TO THE POINT OF BEGINNING.

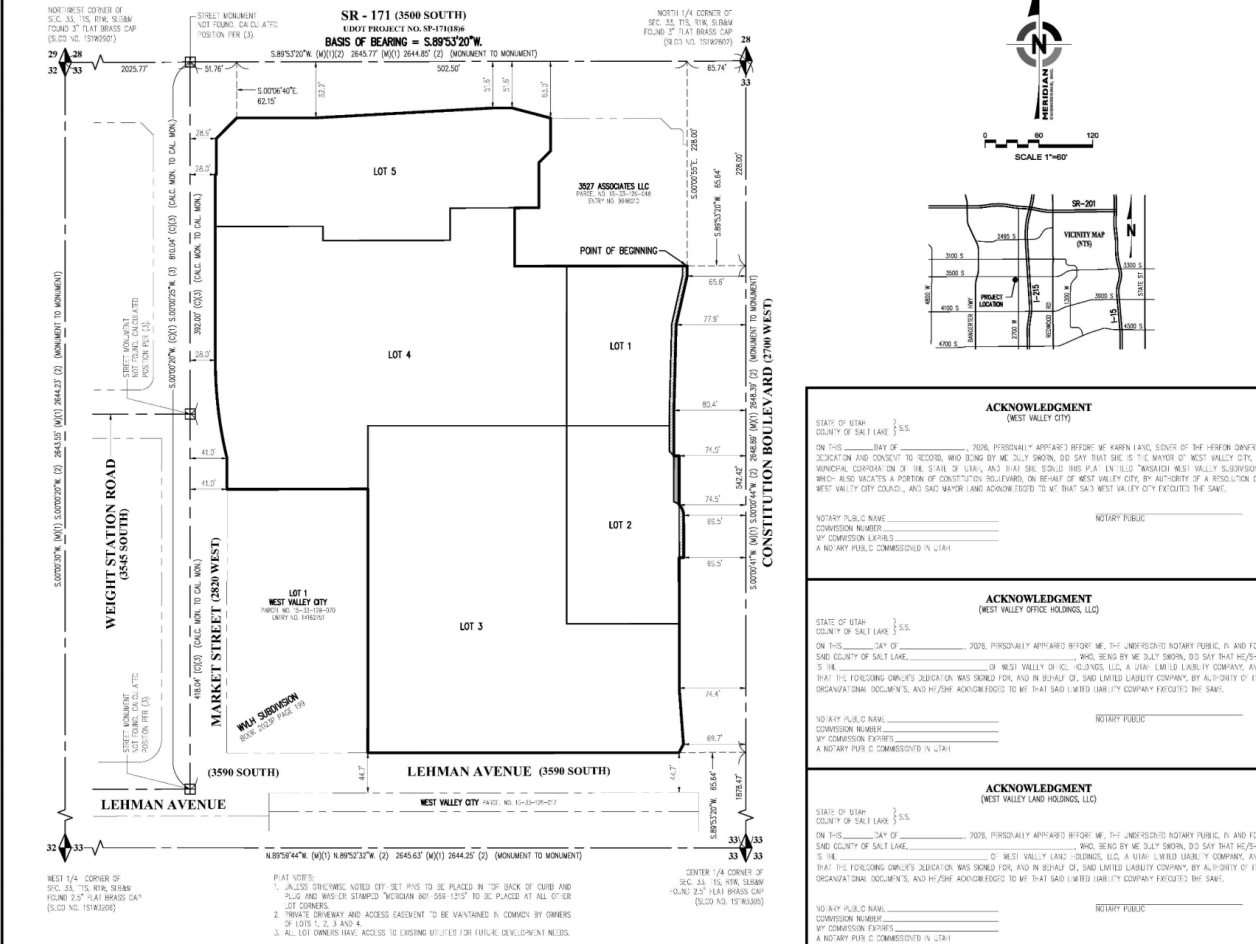
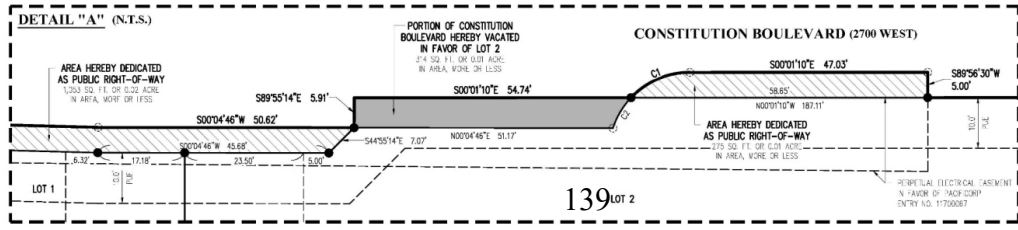
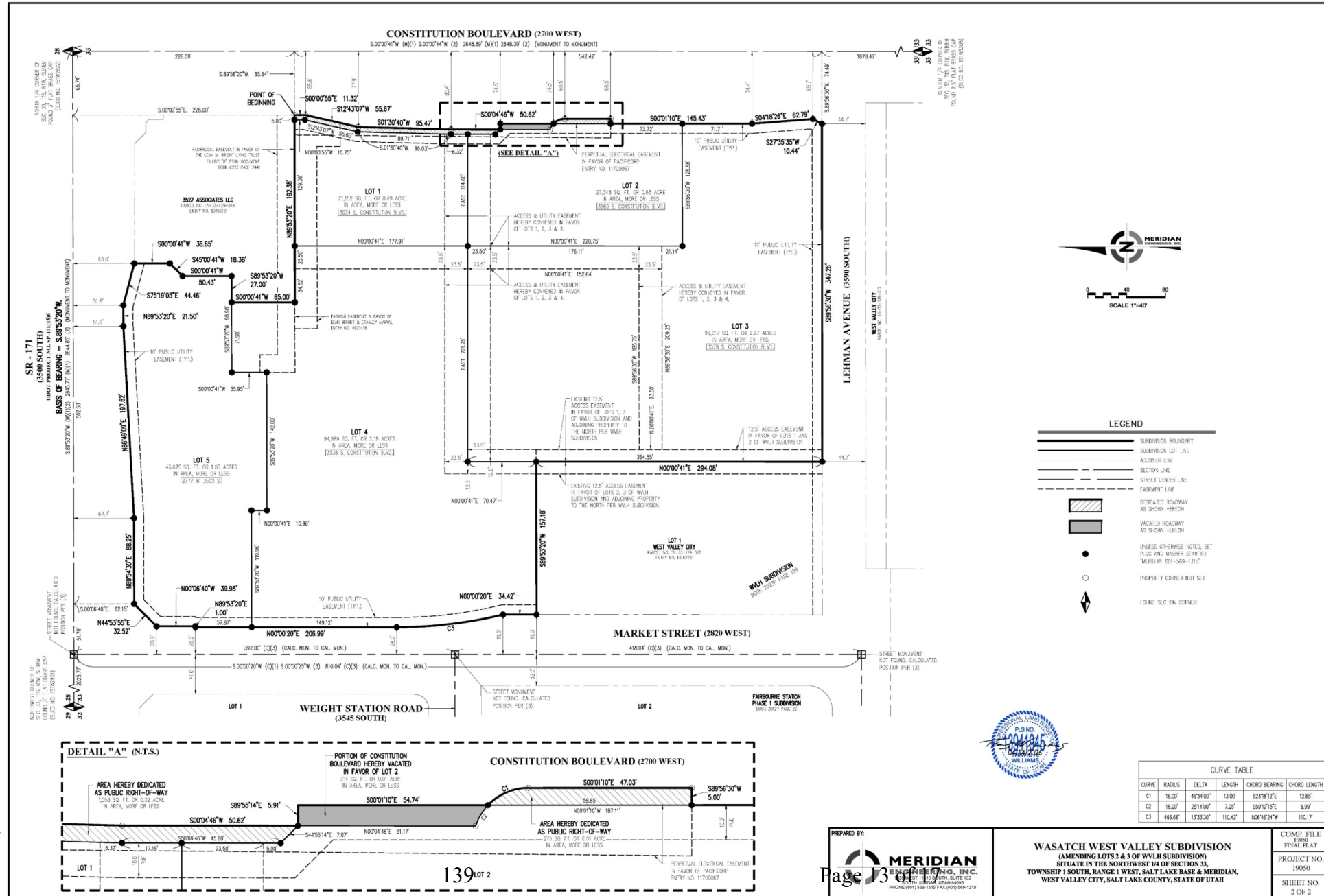


Table with 6 columns: Acknowledgment (West Valley City), Acknowledgment (West Valley Office Holdings, LLC), Acknowledgment (West Valley Land Holdings, LLC), Owner's Dedication and Consent to Record, Acknowledgment (Wasatch West Valley Subdivision), and City Attorney. Each row contains fields for state, county, date, and signature.

WEST VALLEY CITY logo and website information: www.wvc-ut.gov

SA-3-2026



PREPARED BY: **MERIDIAN**
 ENGINEERING & SURVEYING, INC.
 1000 W. 1200 N., SUITE 102
 OREM, UTAH 84057
 PHONE (801) 509-1313 FAX (801) 509-1319



WASATCH WEST VALLEY SUBDIVISION
 (AMENDING LOTS 2 & 3 OF WVLH SUBDIVISION)
 SITUATE IN THE NORTHWEST 1/4 OF SECTION 33,
 TOWNSHIP 1 SOUTH, RANGE 1 WEST, SALT LAKE BASE & MERIDIAN,
 WEST VALLEY CITY, SALT LAKE COUNTY, STATE OF UTAH

COMP. FILE: FINAL PLAT
 PROJECT NO. 19050
 SHEET NO. 2 OF 2

SA-3-2026



SA-3-2026



SA-3-2026



SA-3-2026



Description: Omnibus Ordinance Changes

Fiscal Impact:

Funding Source:

Account #:

Budget Opening Required:

Issue:

Approval of Ordinance Changes on various titles of City Code.

Summary:

These ordinances:

- Eliminates references to the Administrative Appeals Board and returns the Administrative Court to a single Administrative Law Judge (ALJ).
- Amends the Consolidated Fee Schedule to allow Level 2 Notices of Violation (NOVs) for individual homeowners.
- Repeals and reenacts Title 3 to remove references to specific City departments that may change over time. It authorizes the City Manager to designate departments and appoint employees as permitted by law, while retaining all other legal requirements under Title 3.
- Addresses City Council vacancies and amends requirements for disposal of City property.

Background:

The Legal Department and City staff routinely review the City Code to ensure legal compliance and alignment with best practices. The proposed amendments reflect current best practices for efficient governance.

First, the Administrative Appeals Board is no longer necessary. Administration and the City Council are aligned on code enforcement priorities and practices, and the current ALJ serves as an independent third party.

Second, Code Enforcement has requested additional tools to address repeat offenders. Level 2 NOVs have been effective in addressing issues involving rental properties and businesses and would also be useful when applied to individual homeowners.

Third, requiring amendments to the City Code each time departments are reorganized is inefficient. The City Manager already has legal authority to organize departments. Repealing and reenacting Title 3 preserves that authority, along with all other legal requirements, while removing unnecessary codification of specific departmental structures.

Finally, legislation passed during the 2026 legislative session requires that provisions concerning City Council vacancies and disposal of City property be enacted and amended. Vacancies on the City Council are filled in accordance with state law. This ordinance would establish the process of breaking a tie. If a vote results in a tie between two candidates, the winner is determined by a coin toss. If two candidates tie for second place and no candidate has a majority, a coin toss determines who advances. For ties involving three or more candidates, a random card draw is used to eliminate all but the top two candidates. A final vote is then held between the remaining candidates, with any resulting tie decided by a coin toss. This ordinance also simplifies or repeals portions of the code related to disposal of City property.

Recommendation:

Approval.

Department: Legal
Submitted by: J. Eric Bunderson
Date: 05/12/2026



1 WEST VALLEY CITY, UTAH

2
3 ORDINANCE NO. _____

4
5 Draft Date: 11/20/2025

6 Date Adopted: _____

7 Date Effective: _____

8 AN ORDINANCE AMENDING SECTIONS 1-2-113, 10-1-110,
9 10-2-502, 10-2-503, 10-2-504, 10-2-506, 10-2-507, 10-2-508, 10-2-
10 510, 10-2-511, 10-2-601, 10-3-204, 10-3-501, AND 10-3-701 OF
11 THE WEST VALLEY CITY MUNICIPAL CODE TO AMEND
12 CERTAIN REQUIREMENTS CONCERNING
13 ADMINISTRATIVE CODE ENFORCEMENT.

14 WHEREAS, Title 1 of the West Valley City Municipal Code establishes fees for services
15 and civil penalties for administrative code enforcement citations; and

16 WHEREAS, Title 10 of the West Valley City Municipal Code establishes regulations
17 concerning the administrative code enforcement process in the City; and

18 WHEREAS, the City desires to amend certain regulations concerning the administrative
19 code enforcement hearing process; and

20 WHEREAS, the City Council of West Valley City, Utah does hereby determine that it is
21 in the best interests of the health, safety, and welfare of the citizens of West Valley City to amend
22 Sections 1-2-113, 10-1-110, 10-2-502, 10-2-503, 10-2-504, 10-2-506, 10-2-507, 10-2-508, 10-2-
23 510, 10-2-511, 10-2-601, 10-3-204, 10-3-501, and 10-3-701 of the West Valley City Municipal
24 Code.

25 **NOW, THEREFORE, BE IT ORDAINED** by the City Council of West Valley City,
26 Utah as follows:

27 **Section 1. Repealer.** Any provision of the West Valley City Municipal Code found
28 to be in conflict with this Ordinance is hereby repealed.

29 **Section 2. Amendment.** Sections 1-2-113, 10-1-110, 10-2-403, 10-2-405, 10-2-502,
30 10-2-503, 10-2-504, 10-2-505, 10-2-506, 10-2-507, 10-2-508, 10-2-510, 10-2-511, 10-2-601, 10-
31 3-204, 10-3-501, 10-3-701, and 24-2-111A of the West Valley City Municipal Code are hereby
32 amended as follows:

33 **1-2-113. COMMUNITY PRESERVATION DEPARTMENT.**

34 (1) *Animal Control Division.*

35 a. *License Fees.* Senior citizens will pay \$1 to license their pet. All others will pay as
36 follows:

37 i. Cat license fees:

38 1. Altered (spayed or neutered) – \$10.

39 2. Unaltered – \$35.

40 3. Altered and chipped cat – \$5.

41 ii. Dog license fees:

42 1. Altered (spayed or neutered) – \$12.

43 2. Unaltered – \$35.

44 3. Altered/Micro-chipped – \$5.

45 iii. Additional license fees:

- 46 1. Late fee – \$25.
- 47 2. License transfer fee – \$1.
- 48 b. *Animal Shelter Impound Fees.* The first impound fee is set for each category below.
49 Across all categories, the fee will double for each subsequent impound within a 12-
50 month period for the same owner or address.
- 51 i. Dog or cat, licensed – \$45.
- 52 ii. Dog or cat, unlicensed – \$55.
- 53 iii. Small livestock, small exotic, small animal, fowl and reptile – \$30.
- 54 iv. Large livestock, large exotic, and other large animals – \$60.
- 55 c. Remove dead livestock – \$200.
- 56 d. Transport animal to owner – \$50/trip.
- 57 e. Boarding costs (per day) on all impounds:
- 58 i. Dog or Cat – \$10.
- 59 ii. Livestock – \$20.
- 60 f. *Adoption Fees.* All adoptions of cats and dogs will include microchips, rabies
61 vaccinations, other vaccinations, and sterilization.
- 62 i. Dogs:
- 63 1. Puppy (a dog under one year old) – \$155.
- 64 2. Dog – \$85.
- 65 ii. Cats:

- 66 1. Kitten (a cat under one year old) – \$80.
- 67 2. Cat – \$55.
- 68 iii. Other small animals such as fowls, reptiles, and small exotic animals – \$50.
- 69 g. *Sterilization Fees for Redemption of Impounded Animals.* A \$50 sterilization deposit
70 is required. The sterilization deposit, minus a \$10 processing fee, will be refunded if
71 proof of sterilization is presented during the required time period.
- 72 h. Rabies vaccination – \$15.
- 73 i. Other vaccinations – \$10.
- 74 j. Microchip fee – \$10.
- 75 k. Euthanasia – \$25.
- 76 l. Large animal unconfined; emergency call-out; owner fees; property owner
77 negligence – \$50/hour/person, with minimum charge of \$50.
- 78 m. Traps:
- 79 i. Deposit – \$50.
- 80 ii. Rent – \$2/day.
- 81 n. Pick up dead animal from owner – \$30.
- 82 o. Pick up animal from owner for euthanasia – \$50.
- 83 p. Copy of Animal Control report – \$15.
- 84 q. Licensed animal brought to shelter for turnover – \$20.
- 85 r. Unlicensed animal brought to shelter for turnover – \$40.

86 s. Kennel permits, yearly – \$100.

87 (2) *Ordinance Enforcement Division.*

88 a. Abatement of injurious and noxious real property, and unsightly or deleterious
89 objects or structures - \$50/hour, with a minimum charge of \$50/person; equipment fees
90 at current rental rates.

91 b. Copy of report – \$5.

92 c. Administrative Code Enforcement (A.C.E.) Hearing Program:

93 i. ~~Civil abatement charge, per day per violation~~ First Certificate of Noncompliance
94 or Level 1 NOV– \$25 per day, per violation

95 ii. Second Certificate of Noncompliance or Level 2 NOV - \$200 per day, per
96 violation

97 iii. Administrative citation penalty:

98 1. First citation, per violation – up to \$100.

99 2. Second citation, per violation – up to \$200.

100 3. Third and subsequent citations, per violation – up to \$500.

101 iiii. Reinspection fee – \$50.

102 ivv. Administrative fee – \$95.

103 d. Administrative Code Enforcement (A.C.E.) for Rental Dwelling Units:

104 i. First citation, per violation – \$200 minimum up to \$500 maximum.

105 ii. Second citation, per violation, per license year – \$500 minimum up to \$1,000
106 maximum.

- 107 e. Administrative Citation Penalties for Rental Dwelling Unit(s) owned by a
108 corporation, partnership or association:
- 109 i. First citation, per violation – \$500 minimum up to \$1,000 maximum.
- 110 ii. Second citation, per violation, per license year – \$750 minimum up to \$2,000
111 maximum.
- 112 f. Penalties for Notices of Violations (NOV) and Certificates of Noncompliance for
113 Rental Dwelling Unit(s) owned by one or more individuals:
- 114 i. First Certificate of Noncompliance or Level I NOV, per violation, per day –
115 \$200 minimum up to \$500 maximum.
- 116 ii. Second Certificate of Noncompliance or Level II NOV, per violation, per day,
117 per license year – \$500 minimum up to \$1,000 maximum.
- 118 g. Penalties for Notices of Violations (NOV) and Certificates of Noncompliance for
119 Rental Dwelling Unit(s) owned by a corporation, partnership or association:
- 120 i. First Certificate of Noncompliance or Level I NOV, per violation, per day –
121 \$500 minimum up to \$1,000 maximum.
- 122 ii. Second Certificate of Noncompliance or Level II NOV, per violation, per day,
123 per license year – \$750 minimum up to \$5,000 maximum.

124 **10-1-110. DEFINITIONS APPLICABLE TO TITLE GENERALLY.**

125 The following words and phrases, whenever used in this Title, shall be constructed as defined in
126 this section, unless a different meaning is specifically defined elsewhere in this Title and
127 specifically stated to apply:

- 128 (1) “Abatement” means any action the City may take on public or private property and any
129 adjacent property as may be necessary to remove or alleviate a violation, including, but not
130 limited to, demolition, removal, repair, boarding, and securing or replacement of property.

131 ~~(2)~~ “Administrative Appeals Board” means the body established in Section 10-2-502 to hear
132 appeals of administrative code enforcement actions.

133 ~~(23)~~ “Administrative Code Enforcement Order” means an order issued by a hearing officer. The
134 order may include an order to abate the violation, pay civil penalties and administrative costs, or
135 take any other action as authorized or required by this Title and applicable state codes.

136 ~~(34)~~ “Administrative Law Judge” means the position established by Section 3-2-104.

137 ~~(45)~~ “City” means the area within the territorial city limits of West Valley City, and such
138 territory outside of this City over which the City has jurisdiction or control by virtue of any
139 constitutional or incorporation provisions or any law.

140 ~~(56)~~ “City Council” means the City Council of West Valley City.

141 ~~(67)~~ “Code Enforcement Lien” means a lien recorded to collect outstanding civil penalties,
142 administrative fees, and costs.

143 ~~(78)~~ “Code Enforcement Performance Bond” means a bond posted by a responsible person to
144 ensure compliance with the City Code, applicable state titles, a judicial action, or an
145 administrative code enforcement order.

146 ~~(89)~~ “Enforcement Official” means any person authorized to enforce violations of the City
147 Code or applicable state codes.

148 ~~(940)~~ “Financial Institution” means any person that holds a recorded mortgage or deed of trust
149 on a property.

150 ~~(1014)~~ “Good Cause” means incapacitating illness; death; lack of proper notice; unavailability
151 due to unavoidable, unpreventable, or extenuating emergency or circumstance; if a required act
152 causes an imminent and irreparable injury; and acts of nature adverse to performing required
153 acts.

154 (1112) “Imminent Life Safety Hazard” means any condition that creates a present, extreme, and
155 immediate danger to life, property, health, or public safety.

156 (1213) “Legal Interest” means any interest that is represented by a document, such as a deed of
157 trust, quitclaim deed, mortgage, judgment lien, tax or assessment lien, mechanic’s lien, or other
158 similar instrument that is recorded with the County Recorder.

159 (1314) “Notice of Compliance” means a document issued by the City, representing that a
160 property complies with the requirements outlined in the notice of violation.

161 (1415) “Notice of Satisfaction” means a document or form approved by the Administrative Law
162 Judge or his or her designee, which indicates that all outstanding civil penalties and costs have
163 been either paid in full, or that the City has negotiated an agreed amount, or that a subsequent
164 administrative or judicial decision has resolved the outstanding debt. In addition to the
165 satisfaction of the financial debt, the property must also be in compliance with the requirements
166 outlined in the notice of violation.

167 (1516) “Notice of Violation” means a written notice prepared by an enforcement official that
168 informs a responsible person of code violations and orders them to take certain steps to correct
169 the violations.

170 (1617) “Oath” includes affirmations and oaths.

171 (1718) “Animal Control Administrator” means the supervisor of the Animal Control Division,
172 established in Chapter 3-13.

173 (1819) “Ordinance Enforcement Administrator” means the supervisor of the Ordinance
174 Enforcement Division, established in Chapter 3-13.

175 (1920) “Person” means any natural person, firm, joint venture, joint stock company,
176 partnership, association, club, company, corporation, business trust, organization, or the manager,
177 lessee, agent, sergeant, officer, or employee of any of them, or any other entity that is recognized
178 by law as the subject of rights or duties.

179 (2021) “Property Owner” means the record owner of real property based on the county
180 assessor's records.

181 (2122) “Public Nuisance” means any condition caused, maintained, or permitted to exist that
182 constitutes a threat to the public’s health, safety, and welfare, or that significantly obstructs,
183 injures, or interferes with the reasonable or free use of property in a neighborhood or community
184 or by any considerable number of persons. A public nuisance also has the same meaning as set
185 forth in the Utah Code Annotated.

186 (2223) “Responsible Person” means a person who is responsible for causing or maintaining a
187 violation of the City Code or applicable state codes. The property owner, tenant, person with a
188 legal interest in the real property, or person in possession of the real property shall be liable for
189 any violation maintained on the property. In all cases, the property owner shall be considered a
190 Responsible Person.

191 (2324) “Written” includes handwritten, typewritten, photocopied, computer printed, or
192 facsimile.

193 **10-2-502. ADMINISTRATIVE LAW JUDGE APPEALS BOARD.**

194 ~~(1) The Administrative Law Judge Appeals Board shall hear appeals and preside over hearings~~
195 ~~concerning administrative code enforcement actions.~~

196 ~~(2) The Administrative Appeals Board shall be composed of:~~

197 ~~a. One law trained administrative law judge retained by contract; and~~

198 ~~b. Two citizens of West Valley City appointed for a two-year term by the City Manager with the~~
199 ~~advice and consent of the City Council. The citizens can be dismissed by the City Manager with~~
200 ~~the advice and consent of the City Council at any time with or without cause.~~

201 **10-2-503. REQUEST FOR ADMINISTRATIVE CODE ENFORCEMENT HEARING.**

202 (1) A person served with one of the following documents or notices has the right to request an
203 administrative code enforcement hearing, if the request is filed within ten calendar days from the
204 date of service of one of the following notices:

205 a. Notice of violation;

206 b. Notice of itemized bill for costs;

207 c. Administrative citation;

208 d. Notice of emergency abatement;

209 (2) The request for hearing shall be made in writing and filed with the Administrative Law
210 JudgeAppeals Board. The request shall contain the case number, the address of the violation, and
211 the signature of the responsible party.

212 (3) As soon as practicable after receiving the written notice of the request for hearing, the
213 Administrative Law JudgeAppeals Board shall schedule a date, time, and place for the hearing.

214 (4) Failure to request a hearing as provided shall constitute a waiver of the right to a hearing
215 and a waiver of the right to challenge the action.

216 **10-2-504. DEFAULT HEARINGS AND ORDERS.**

217 (1) If the responsible person fails to request a hearing before the expiration of the ten day
218 deadline the case shall be set for a default hearing. The Administrative Law JudgeAppeals Board
219 shall schedule a default hearing. The responsible person shall be notified of the date, time, and
220 place of the hearing by one of the methods listed in Section 10-2-201.

221 (2) A default hearing shall be scheduled for all cases that have outstanding or unpaid civil
222 penalties, fines, fees and/or costs due to the City before collection, if a hearing on that case has
223 not already been held.

224 (3) At the default hearing, the responsible person shall have the opportunity to present evidence
225 to show that good cause exists, as defined in the Title, to do one or more of the following:

- 226 a. Waive or reduce the fines which have accumulated;
- 227 b. Postpone an abatement action by the City; or
- 228 c. Excuse the responsible person's failure to request a hearing within the ten day period.
- 229 (4) If the responsible person fails to establish good cause to take one or more of the actions set
230 forth in subsection (3) above, the Administrative ~~Law Judge Appeals Board~~ shall review the
231 notice of violation and any other relevant information included in the case file. The
232 Administrative ~~Law Judge Appeals Board~~ shall not accept any other evidence.
- 233 a. If the evidence shows that the violations existed, the Administrative ~~Law Judge Appeals~~
234 ~~Board~~ shall enter an order requiring abatement of the violations, and the payment of all fines and
235 fees. Fines shall run until the City issues a Notice of Compliance stating when the violations
236 were actually abated.

237 **10-2-506. DISQUALIFICATION OF ADMINISTRATIVE LAW JUDGE APPEALS**
238 **~~BOARD MEMBER.~~**

239 If ~~the Administrative Law Judge a member of the Administrative Appeals Board~~ is subject to
240 disqualification for bias, prejudice, interest, or any other reason for which a judge may be
241 disqualified in a court of law, that member shall recuse himself or herself. Notwithstanding any
242 other provision of this Title, if ~~the Administrative Law Judge a member of the Administrative~~
243 ~~Appeals Board~~ has recused himself or herself for cause pursuant to this Section, a hearing shall
244 be held before an alternate Administrative Law Judge appointed by the City Manager~~the~~
245 ~~remaining members of the Administrative Appeals Board.~~

246 **10-2-507. POWERS OF THE ADMINISTRATIVE LAW JUDGE APPEALS BOARD.**

247 (1) The Administrative ~~Law Judge Appeals Board~~ has the authority to hold hearings, determine
248 if violations of city ordinances exist, order compliance with city ordinances, and enforce
249 compliance as provided in this Title on any matter subject to the provisions of the Title.

250 (2) The Administrative ~~Law Judge Appeals Board~~ may continue a hearing based on good cause
251 shown by one of the parties to the hearing. The Administrative ~~Law Judge Appeals Board~~ must
252 enter on the record the good cause on which a continuance is granted.

253 (3) The Administrative ~~Law Judge Appeals Board~~ may seek to obtain subpoenas in accordance
254 with applicable law.

255 (4) The Administrative ~~Law Judge Appeals Board~~ has continuing jurisdiction over the subject
256 matter of an administrative code enforcement hearing for the purposes of granting a continuance;
257 ordering compliance by issuing an administrative code enforcement order using any remedies
258 available under the law; ensuring compliance of that order, which includes the right to authorize
259 the City to enter and abate a violation; modifying an administrative code enforcement order; or,
260 where extraordinary circumstances exist, granting a new hearing.

261 (5) The Administrative ~~Law Judge Appeals Board~~ has the authority to require a responsible
262 person to post a code enforcement performance bond to ensure compliance with an
263 administrative code enforcement order.

264 **10-2-508. PROCEDURES AT ADMINISTRATIVE CODE ENFORCEMENT**
265 **HEARING.**

266 (1) Administrative code enforcement hearings are intended to be informal in nature. Formal
267 rules of evidence and discovery do not apply; however, an informal exchange of discovery may
268 be required. The request must be in writing. Failure to request discovery shall not be a basis for a
269 continuance. Complainant information is protected and shall not be released unless the
270 complainant is a witness at the hearing. The procedure and format of the administrative hearing
271 shall follow the direction of the Administrative ~~Law Judge Appeals Board~~ in accordance with this
272 Title. ~~Administrative code enforcement hearings shall be held with the law-trained~~
273 ~~Administrative Law Judge present. Administrative code enforcement hearings may be held with~~
274 ~~only the Administrative Law Judge if the citizen appointees are not present.~~

275 (2) The City bears the burden of proof at an administrative code enforcement hearing to
276 establish the existence of a violation of the City Code or applicable state codes.

277 (3) The standard of proof to be used by the Administrative ~~Law Judge~~Appeals Board in
278 deciding the issues at an administrative hearing is whether the preponderance of the evidence
279 shows that the violations exist.

280 (4) Each party shall have the opportunity to cross-examine witnesses and present evidence in
281 support of his or her case. A written declaration signed under penalty of perjury may be accepted
282 in lieu of a personal appearance. Testimony may be given by telephone or other electronic
283 means.

284 (5) All hearings are open to the public. They shall be recorded by audio tape. Hearings may be
285 held at the location of the violation.

286 (6) The responsible person has a right to be represented by an attorney. If an attorney will be
287 representing the responsible person at the hearing, notice of the attorney's name, address, and
288 telephone number must be given to the City at least one day prior to the hearing. If notice is not
289 given, the hearing may be continued at the City's request, and all costs of the continuance
290 assessed to the responsible person.

291 (7) No new hearing shall be granted, unless the Administrative ~~Law Judge~~Appeals Board
292 determines that extraordinary circumstances exist which justify a new hearing.

293 **10-2-510. ADMINISTRATIVE CODE ENFORCEMENT ORDER.**

294 (1) The parties may enter into a stipulated agreement, which must be signed by both parties.
295 This agreement shall be entered as the administrative code enforcement order. Entry of this
296 agreement shall constitute a waiver of the right to a hearing and the right to appeal.

297 (2) Once all evidence and testimony are completed and ~~the Administrative Law Judge~~a majority
298 ~~of the Administrative Appeals Board~~ reaches a decision, the Administrative ~~Law Judge~~Appeals
299 Board shall issue an administrative code enforcement order that affirms, modifies or rejects the
300 notice or citation. ~~If an administrative code enforcement hearing is held before two members of~~
301 ~~the Administrative Appeals Board and two members do not agree, the Administrative Law~~
302 ~~Judge's opinion shall determine the outcome.~~The Administrative Law Judge may increase or

303 decrease the total amount of civil penalties and costs that are due pursuant to the City's fee
304 schedule and the procedures in this Title.

305 (3) The Administrative ~~Law Judge Appeals Board~~ may order the City to enter the property and
306 abate all violations, which may include removing animals kept in violation of the City Code.

307 (4) The Administrative ~~Law Judge Appeals Board~~ may revoke a kennel permit, an animal
308 license, or the right to possess animals as provided in the City Code.

309 (5) As part of the administrative code enforcement order, the Administrative ~~Law Judge Appeals~~
310 ~~Board~~ may condition the total or partial assessment of civil penalties on the responsible person's
311 ability to complete compliance by specified deadlines.

312 (6) The Administrative ~~Law Judge Appeals Board~~ may schedule subsequent review hearings as
313 may be necessary or as requested by a party to the hearing to ensure compliance with the
314 administrative code enforcement order.

315 (7) The Administrative ~~Law Judge Appeals Board~~ may order the responsible person to post a
316 performance bond to ensure compliance with the order.

317 (8) The administrative code enforcement order shall become final on the date of the signing of
318 the order.

319 (9) The administrative code enforcement order shall be served on all parties by any one of the
320 methods listed in Section 10-1-201.

321 **10-2-511. FAILURE TO COMPLY WITH ORDER.**

322 (1) Upon the failure of the responsible person to comply with the terms and deadlines set forth
323 in the administrative code enforcement order, the City may use all appropriate legal means to
324 recover the civil penalties and administrative costs to obtain compliance.

325 (2) After the Administrative ~~Law Judge Appeals Board~~ issues an administrative code
326 enforcement order, the Administrative ~~Law Judge Appeals Board~~ shall monitor the violations and
327 determine compliance.

328 **10-2-601. APPEAL OF ADMINISTRATIVE CODE ENFORCEMENT HEARING**
329 **DECISION.**

330 (1) Any person adversely affected by any decision made in the exercise of the provisions of this
331 Chapter may file a petition for review of the decision or order by the district court within 30 days
332 after the decision is rendered.

333 (2) No person may challenge in district court an administrative code enforcement hearing
334 officer's decision until that person has exhausted his or her administrative remedies.

335 (3) Within 120 days after submitting the petition, the party petitioning for appeal shall request a
336 copy of the record of the proceedings, including transcripts of hearings when necessary. The
337 Administrative Law Division shall not submit copies of files or transcripts to the reviewing court
338 until the party petitioning for appeal has paid all required costs. The petitioning party's failure to
339 properly arrange for copies of the record, or to pay the full costs for the record, within 180 days
340 after the petition for review was filed shall be grounds for dismissal of the petition.

341 a. If a transcript of a hearing cannot be prepared because the tape recording is incomplete or
342 unintelligible, the district court may, in its discretion, remand the matter to the Administrative
343 ~~Law Judge Appeals Board~~ for a supplemental proceeding to complete the record. The district
344 court may limit the scope of the supplemental proceeding to issues that, in the court's opinion,
345 need to be clarified.

346 (4) The district court's review is limited to the record of the administrative decision that is being
347 appealed. The court shall not accept nor consider any evidence that is not part of the record of
348 that decision.

349 (5) The courts shall:

350 a. Presume that the administrative code enforcement hearing officer’s decision and orders are
351 valid; and

352 b. Review the record to determine whether or not the decision was arbitrary, capricious, or
353 illegal.

354 **10-3-204. MODIFICATION OF CIVIL PENALTIES.**

355 (1) Upon completion of the notice of violation or administrative enforcement order, the
356 Administrative ~~Law Judge~~Appeals Board may modify the civil penalties on a finding of good
357 cause.

358 (2) Civil penalties may be waived or modified by the Administrative ~~Law Judge~~Appeals Board
359 if there is a finding of good cause based on the responsible person’s claim of nonconforming use
360 or conditional use and:

361 a. The City’s need to verify the claim; or

362 b. The responsible person’s filing of an application for either use before expiration of the date to
363 correct.

364 **10-3-501. ADMINISTRATIVE FEES.**

365 The Ordinance Enforcement Administrator or Administrative ~~Law Judge~~Appeals Board is
366 authorized to assess administrative fees for costs incurred in the administration of this program,
367 such as investigation of violations, preparation for hearings, hearings, and the collection process.
368 The fee assessed shall be the amount set in the City fee schedule.

369 **10-3-701. PERFORMANCE BOND.**

370 (1) As part of any notice, order, or action, the Administrative ~~Law Judge~~Appeals Board has the
371 authority to require responsible persons to post a performance bond to ensure compliance with
372 the City Code, applicable state codes, or any judicial action.

373 (2) If the responsible person fails to comply with the notice, order, or action, the bond will be
374 forfeited to the City. The bond will not be used to offset the other outstanding costs and fees
375 associated with the case.

376 **Section 3. Severability.** If any provision of this Ordinance is declared to be invalid by
377 a court of competent jurisdiction, the remainder shall not be affected thereby.

378 **Section 4. Effective Date.** This Ordinance shall take effect immediately upon posting
379 in the manner required by law.

380 **PASSED and APPROVED** this _____ day of _____,
381 20__.

382 WEST VALLEY CITY
383
384
385

386 _____
387 MAYOR

388 ATTEST:
389
390
391

392 _____
393 CITY RECORDER



WEST VALLEY CITY

www.wvc-ut.gov

Omnibus Code Changes

May 2026

WEST VALLEY CITY, UTAH — RESOLUTION SUMMARY

Omnibus Code Change



Eliminates the Administrative Appeals Board and returns the Administrative Court to a single ALJ.



Allows Level 2 Notices of Violation for individual homeowners.



Rewrites Title 3 to remove department-specific references and reflect City Manager authority.



Updates City Council vacancy and City property disposal provisions.

Description: Omnibus Ordinance Changes

Fiscal Impact:

Funding Source:

Account #:

Budget Opening Required:

Issue:

Approval of Ordinance Changes on various titles of City Code.

Summary:

These ordinances:

- Eliminates references to the Administrative Appeals Board and returns the Administrative Court to a single Administrative Law Judge (ALJ).
- Amends the Consolidated Fee Schedule to allow Level 2 Notices of Violation (NOVs) for individual homeowners.
- Repeals and reenacts Title 3 to remove references to specific City departments that may change over time. It authorizes the City Manager to designate departments and appoint employees as permitted by law, while retaining all other legal requirements under Title 3.
- Addresses City Council vacancies and amends requirements for disposal of City property.

Background:

The Legal Department and City staff routinely review the City Code to ensure legal compliance and alignment with best practices. The proposed amendments reflect current best practices for efficient governance.

First, the Administrative Appeals Board is no longer necessary. Administration and the City Council are aligned on code enforcement priorities and practices, and the current ALJ serves as an independent third party.

Second, Code Enforcement has requested additional tools to address repeat offenders. Level 2 NOVs have been effective in addressing issues involving rental properties and businesses and would also be useful when applied to individual homeowners.

Third, requiring amendments to the City Code each time departments are reorganized is inefficient. The City Manager already has legal authority to organize departments. Repealing and reenacting Title 3 preserves that authority, along with all other legal requirements, while removing unnecessary codification of specific departmental structures.

Finally, legislation passed during the 2026 legislative session requires that provisions concerning City Council vacancies and disposal of City property be enacted and amended. Vacancies on the City Council are filled in accordance with state law. This ordinance would establish the process of breaking a tie. If a vote results in a tie between two candidates, the winner is determined by a coin toss. If two candidates tie for second place and no candidate has a majority, a coin toss determines who advances. For ties involving three or more candidates, a random card draw is used to eliminate all but the top two candidates. A final vote is then held between the remaining candidates, with any resulting tie decided by a coin toss. This ordinance also simplifies or repeals portions of the code related to disposal of City property.

Recommendation:

Approval.

Department: Legal
Submitted by: J. Eric Bunderson
Date: 05/12/2026



1 WEST VALLEY CITY, UTAH

2
3 ORDINANCE NO. _____

4
5 Draft Date: 10/28/2024
6 Date Adopted: _____
7 Date Effective: _____

8
9 AN ORDINANCE REPEALING AND REENACTING TITLE 3
10 OF THE WEST VALLEY CITY MUNICIPAL CODE.

11
12 WHEREAS, Title 3 of the West Valley City Municipal Code governs the administrative
13 operations of the City; and

14 WHEREAS, the City desires to update and streamline said regulations; and

15 WHEREAS, the City Council of West Valley City, Utah does hereby determine that it is
16 in the best interests of the health, safety, and welfare of the citizens of West Valley City to repeal
17 and reenact Title 3 of the West Valley City Municipal Code.

18 NOW, THEREFORE, BE IT ORDAINED by the City Council of West Valley City,
19 Utah as follows:

20 Section 1. Repealer. Any provision of the West Valley City Municipal Code found
21 to be in conflict with this Ordinance is hereby repealed. In addition, Title 3 of the West Valley
22 City Municipal Code is hereby repealed as follows:

23
24 TITLE 3
25 EXECUTIVE BRANCH ADMINISTRATIVE CODE

26 Chapters:

- 27 ~~3-1~~ General Provisions
- 28 ~~3-2~~ City Manager's Office
- 29 ~~3-3~~ Community and Economic Development Department
- 30 ~~3-4~~ Finance Department
- 31 ~~3-5~~ Fire Department

- 32 ~~3-6~~ — ~~Law Department~~
- 33 ~~3-7~~ — ~~Parks and Recreation Department~~
- 34 ~~3-8~~ — ~~Police Department~~
- 35 ~~3-9~~ — ~~Public Works Department~~
- 36 ~~3-10~~ — ~~Administrative Advisory Organizations~~
- 37 ~~3-11~~ — ~~Employee Discipline Hearing Officer~~
- 38 ~~3-12~~ — ~~Repealed~~
- 39 ~~3-13~~ — ~~Community Preservation Department~~
- 40 ~~3-14~~ — ~~Repealed~~
- 41 ~~3-15~~ — ~~Criminal History Rights of Access~~
- 42 ~~3-16~~ — ~~Government Records Access Management Act~~
- 43 ~~3-17~~ — ~~Historic Preservation Commission~~
- 44 ~~3-18~~ — ~~Professional Standards Review Board~~

45 **CHAPTER 3-1**
 46 **GENERAL PROVISIONS**

47 Sections:

- 48 ~~3-1-101~~ — ~~Short Title.~~
- 49 ~~3-1-102~~ — ~~City Organization.~~
- 50 ~~3-1-103~~ — ~~Oaths of Office.~~
- 51 ~~3-1-104~~ — ~~Bonds.~~
- 52 ~~3-1-105~~ — ~~Administrative Policy and Procedures.~~
- 53 ~~3-1-106~~ — ~~Interference in Administration.~~
- 54 ~~3-1-107~~ — ~~Penalties.~~
- 55 ~~3-1-108~~ — ~~Emergency Management Succession of Offices.~~

56 ~~3-1-101.~~ — ~~SHORT TITLE.~~

57 This Title is known as the “West Valley City Administrative Code.” This Title is also known as
 58 “Title 3, West Valley City Code.” It may be cited and pleaded under either designation.

59 (Ord. No. 99-42 Repealed & Replaced 07/02/1999)

60 **3-1-102. CITY ORGANIZATION.**

61 ~~(1) The City is organized into administrative divisions and offices and seven City~~
62 ~~departments as set forth herein. In addition, as provided in Section 3-2-102(1)(e), the City~~
63 ~~Manager may create other offices as are deemed necessary.~~

64 ~~(2) The administrative divisions and offices and departments are supervised by the managers~~
65 ~~and department heads indicated herein. All administrative divisions and offices, departments,~~
66 ~~and any offices created by the City Manager are supervised by the City Manager.~~

67 ~~(3) For the purpose of this subsection (3), “resident” shall mean a person who would be~~
68 ~~eligible to run for an at-large City Council seat.~~

69 ~~a. Notwithstanding any other provision of the West Valley City Municipal Code, any~~
70 ~~person appointed to serve as City Manager or Assistant City Manager shall become a~~
71 ~~resident of West Valley City within 12 months.~~

72 ~~b. After becoming a resident, the City Manager and Assistant City Manager shall~~
73 ~~maintain their primary residence in West Valley City for the remainder of their~~
74 ~~employment as City Manager or Assistant City Manager.~~

75 ~~c. Failure to comply with or remain in compliance with the requirements of this~~
76 ~~subsection (3) shall constitute cause for termination by a majority vote of the City~~
77 ~~Council.~~

78 ~~(Ord. No. 99-42 Repealed & Replaced 07/02/1999; Ord. No. 23-33 Amended 09/12/2023)~~

79 **3-1-103. OATHS OF OFFICE.**

80 ~~(1) Each of the following officers and employees is required to take an oath of office before~~
81 ~~entering upon the discharge of the officer’s or employee’s duties, which oath shall be~~
82 ~~subscribed by the person taking it and filed and preserved in the office of the City Recorder:~~

83 ~~a. The City Manager, Assistant City Manager, City Recorder, department heads, City~~
84 ~~Treasurer, and members of the Planning Commission, Board of Adjustment, Civil Service~~
85 ~~Commission, and Business License Hearing Board.~~

86 ~~b. Any other commission members, board members, employees, or persons that the City~~
87 ~~Manager may deem appropriate or necessary.~~

88 e. ~~Once an oath is administered, it need not be re-administered.~~

89 ~~(2) The form of oath shall be as authorized by state law.~~

90 ~~(3) Failure to take an oath of office shall not disqualify the officer or employee from~~
91 ~~performing the duties of the position, nor invalidate any action taken by the officer or~~
92 ~~employee.~~

93 ~~(Ord. No. 99-42 Repealed & Replaced 07/02/1999)~~

94 ~~**3-1-104. BONDS.**~~

95 ~~Certain City officials, as determined by the City Manager, shall obtain bonding from a good and~~
96 ~~sufficient surety before entering upon the duties of their respective offices. The bonds shall be~~
97 ~~payable to the City, duly approved by the City Attorney, and conditioned upon the faithful~~
98 ~~performance and discharge of the officials' respective duties. For proper application and payment~~
99 ~~of all money or property coming into the officials' hands by virtue of their offices, the bonds shall~~
100 ~~be in the amount of \$25,000 each, except for the Finance Director and the City Treasurer, who~~
101 ~~shall obtain bonding in the amounts prescribed by state law. The City shall pay all premiums for~~
102 ~~the above required bonds.~~

103 ~~(Ord. No. 99-42 Repealed & Replaced 07/02/1999)~~

104 ~~**3-1-105. ADMINISTRATIVE POLICY AND PROCEDURES.**~~

105 ~~(1) Each officer and employee shall perform all duties required by state law, this Code, and~~
106 ~~City ordinances, and such other duties as may be required by the officer's or employee's~~
107 ~~department head or supervisor or the City Manager. This obligation to perform such other~~
108 ~~duties as assigned is supplemental to the list of duties specifically listed in this Title.~~

109 ~~(2) The department heads shall:~~

110 ~~a. Be immediately responsible to the City Manager for the effective administration of~~
111 ~~their respective departments and all activities assigned thereto.~~

112 ~~b. Develop and maintain an up-to-date departmental policy and procedures manual~~
113 ~~containing policies, procedures, and instructions for carrying out departmental operations~~
114 ~~in conformity with law and other City policies and in the most efficient and effective~~

115 manner possible.

116 e. ~~Keep informed as to the latest practices in their particular fields and inaugurate, with~~
117 ~~the approval of the City Manager, such new practices as appear to be of benefit to the City~~
118 ~~and to the public.~~

119 d. ~~Submit reports of the activities of the department to the City Manager, as directed by~~
120 ~~the City Manager.~~

121 e. ~~Establish and maintain a system of filing and indexing records and reports in sufficient~~
122 ~~detail to furnish all information necessary for proper control of departmental activities~~
123 ~~and to form a basis for the periodic reports to the City Manager.~~

124 f. ~~Exercise authority over all subordinates.~~

125 g. ~~Be responsible for the proper maintenance of all City property and equipment used in~~
126 ~~the department.~~

127 (3) ~~Each department shall cooperate with the other departments and, upon the direction of~~
128 ~~the City Manager, shall furnish to any other department such service, labor, and materials as~~
129 ~~may be needed by the department head and as its own facilities permit.~~

130 (4) ~~All departments and units thereof shall:~~

131 a. ~~Be open during regular business hours, as defined by the City Manager.~~

132 b. ~~Make a daily deposit with the City Treasurer of any public monies.~~

133 c. ~~Pay out monies belonging to the City only in the manner prescribed by law, ordinance,~~
134 ~~and City policy.~~

135 d. ~~Deliver all records, documents, and property, of every description belonging to the~~
136 ~~City, to the successor in office.~~

137 (Ord. No. 99-42 Repealed & Replaced 07/02/1999)

138 **3-1-106. INTERFERENCE IN ADMINISTRATION.**

139 No member of the City Council shall direct or request, except in writing, the appointment of any
140 person to, or the removal of any person from office or to interfere in any way with the performance
141 by the officer of their duties. The City Council shall not give orders to any subordinate of the City

142 ~~Manager, either publicly or privately, but may make suggestions and recommendations. Nothing~~
143 ~~in this Section shall prevent the City Council from appointing committees of its own members or~~
144 ~~of citizens to conduct investigations into the conduct of any officer, department, or agency of the~~
145 ~~City, or any matter relating to the welfare of the City, and delegating to these committees such~~
146 ~~powers of inquiry as the City Council may deem necessary.~~

147 ~~(Ord. No. 99-42 Repealed & Replaced 07/02/1999)~~

148 ~~**3-1-107. — PENALTIES.**~~

149 ~~In addition to the reasons set forth in the Personnel Policy and Procedures Manual, any persons~~
150 ~~violating the provisions of this Title may be disciplined, reprimanded, suspended, or removed from~~
151 ~~office by the City Manager as provided by law. The provisions of this Title, however, are directory~~
152 ~~and are to promote the orderly functioning of the City only, and are not intended to hold the City~~
153 ~~or its personnel to a higher duty than otherwise required by law or to subject the City or its~~
154 ~~personnel to criminal sanctions or civil liability.~~

155 ~~(Ord. No. 99-42 Repealed & Replaced 07/02/1999)~~

156 ~~**3-1-108. — EMERGENCY MANAGEMENT SUCCESSION OF OFFICES.**~~

157 ~~(1) As used in this Section, the following definitions shall apply:~~

158 ~~a. “Absent” means not physically present or not able to be communicated with for 48~~
159 ~~hours, or, during an emergency, a shorter period of time as determined by the City~~
160 ~~Manager on a case-by-case basis. “Absent” does not include a person who can be~~
161 ~~communicated with via telephone, radio, or telecommunications.~~

162 ~~b. “Emergency interim successor” means a person designated to exercise the powers and~~
163 ~~discharge the duties of an office when the person legally exercising the powers and duties~~
164 ~~of the office is unavailable. For purposes of this Section only, “officer” means the City~~
165 ~~Manager, City Recorder, department heads, City Treasurer, and Emergency Management~~
166 ~~Coordinator.~~

167 ~~c. “Unavailable” means absent from the place of governance during a disaster that~~
168 ~~seriously disrupts normal governmental operations, whether or not that absence or~~
169 ~~inability would give rise to a vacancy under existing constitutional or statutory provisions.~~

170 d. ~~All other definitions found in 63-5b-102, Utah Code Annotated, 1953 as amended,~~
171 ~~are incorporated herein as may be applicable.~~

172 ~~(2) Each officer, as defined in this Section, shall provide to the City Manager a written list~~
173 ~~designating three emergency interim successors and their order of succession. Each officer~~
174 ~~shall submit a new list when the officer or any of the successors changes or when requested~~
175 ~~by the Emergency Management Coordinator.~~

176 ~~(3) After the City Manager approves the emergency interim successors and their order of~~
177 ~~succession, the lists shall be given to the Emergency Management Coordinator, who shall~~
178 ~~compile a master list for the City and submit it to the Division of Comprehensive Emergency~~
179 ~~Management for the State of Utah.~~

180 ~~(4) If the officer is unavailable once a disaster has occurred, the designated emergency~~
181 ~~interim successor shall exercise the powers and duties of the office according to the order of~~
182 ~~succession. The emergency interim successor shall exercise the powers and duties of the office~~
183 ~~only until the vacancy is filled in accordance with the Constitution or statutes, or until the~~
184 ~~officer or an emergency interim successor earlier in the order of succession becomes available~~
185 ~~to exercise the powers and duties of the office.~~

186 ~~(5) The emergency interim successor shall not be required to take an oath of office, unless~~
187 ~~specifically provided by law.~~

188 ~~(6) All emergency interim successors serve at the pleasure of the City Manager, and may be~~
189 ~~removed and replaced at any time, with or without cause.~~

190 ~~(7) The City Manager, upon a determination that West Valley City Hall is not capable of~~
191 ~~functioning as the seat of government for the City, may designate another location, outside of~~
192 ~~the City if necessary, to serve as the seat of government during an emergency.~~

193 ~~(Ord. No. 99-42 Repealed & Replaced 07/02/1999)~~

194 **CHAPTER 3-2**
195 **CITY MANAGER'S OFFICE**

- 196 Sections:
- 197 ~~3-2-101 — General Administration.~~
 - 198 ~~3-2-102 — City Manager.~~
 - 199 ~~3-2-103 — Administration of the Justice Court.~~

- 200 ~~3-2-103.1~~ — ~~Appointment of Temporary Justice Court Judges.~~
- 201 ~~3-2-104~~ — ~~Administrative Law Judge.~~
- 202 ~~3-2-105~~ — ~~Traffic School Program.~~
- 203 ~~3-2-106~~ — ~~Performance Bonds and Delay Agreements.~~
- 204 ~~3-2-107~~ — ~~City Recorder's Office.~~
- 205 ~~3-2-108~~ — ~~Repealed.~~
- 206 ~~3-2-109~~ — ~~Administrative Services Division.~~
- 207 ~~3-2-110~~ — ~~Utah Cultural Celebration Center Division.~~

208 ~~3-2-101.~~ — ~~GENERAL ADMINISTRATION.~~

209 ~~In addition to all other duties and responsibilities of the City Manager, the City Manager's Office~~
 210 ~~is responsible for all matters relating to administrative services, support services to the City~~
 211 ~~Council, the City Recorder, public affairs, administration of the Justice Court, all advisory~~
 212 ~~organizations as provided in Chapter 10 of this Title, and such other programs as required by the~~
 213 ~~City Council.~~

214 ~~(Ord. No. 99-42 Repealed & Replaced 07/02/1999; Ord. No. 03-43 Amended 05/20/2003)~~

215 ~~3-2-102.~~ — ~~CITY MANAGER.~~

216 ~~(1) The City Manager is the Chief Executive Officer of the City and has the following powers~~
 217 ~~and duties:~~

218 ~~a. To faithfully execute and enforce all applicable laws, ordinances, rules, and~~
 219 ~~regulations and to see that all franchises, leases, permits, contracts, licenses, and~~
 220 ~~privileges granted by the City are observed.~~

221 ~~b. To carry out the policies and programs established by the City Council.~~

222 ~~c. To organize and direct the management of the executive affairs of the City in a manner~~
 223 ~~consistent with state law and City ordinances.~~

224 ~~d. To appoint a budget officer who shall be the Finance Director, for the purpose of~~
 225 ~~complying with the requirements of the Uniform Municipal Fiscal Procedures Act.~~

226 ~~e. To appoint, with the advice and consent of the City Council, a qualified person to each~~
 227 ~~of the offices of Assistant City Manager, City Recorder, City Treasurer, Administrative~~

228 ~~Services Director, Communications Director, Community and Economic Development~~
229 ~~Director, Community Preservation Director, Finance Director, Fire Chief, City Attorney,~~
230 ~~Parks and Recreation Director, Chief of Police, City Engineer, and Public Works Director;~~
231 ~~to create any other offices as may be deemed necessary for the good government of the~~
232 ~~municipality; and to regulate and prescribe the powers and duties of all other officers of~~
233 ~~the City, except as provided by law or by ordinance.~~

234 ~~f. To examine and inspect the books, records, and official papers of any office,~~
235 ~~department, agency, board, or commission of the City, and to make investigations and~~
236 ~~require reports from personnel.~~

237 ~~g. To appoint, subject to the provisions of law and this Administrative Code and with~~
238 ~~the advice and consent of the City Council, suspend, and remove, heads of City offices,~~
239 ~~departments, and agencies and all appointive officers of boards and commissions.~~

240 ~~h. To establish standards, qualifications, criteria, and procedures to govern the~~
241 ~~appointments by heads of offices, departments, and agencies, or by other authorized~~
242 ~~officers, of divisional officers, assistants, deputies, and employees within their respective~~
243 ~~organizational units, subject to any applicable provisions of the merit system and this~~
244 ~~Administrative Code.~~

245 ~~i. To submit to the City Council plans and programs relating to the development and~~
246 ~~needs of the City, and reports concerning the financial, administrative, and operational~~
247 ~~activities of municipal offices, departments, agencies, boards, and commissions, together~~
248 ~~with the City Manager's evaluation and recommendations relating to them.~~

249 ~~j. To attend all meetings of the City Council and take part in its discussions and~~
250 ~~deliberations, but without the right to vote.~~

251 ~~k. To appoint, with approval by majority vote of the full membership of the City Council,~~
252 ~~an Acting City Manager to serve in the City Manager's absence or temporary incapacity~~
253 ~~to perform the powers and duties provided for in this Title.~~

254 ~~l. To discharge any other duties specified by statute or imposed by the City Council.~~

255 ~~(2) In addition to the above enumerated powers and duties, the City Manager may:~~

256 ~~a. Authorize a department head or officer responsible to the City Manager to appoint and~~
257 ~~remove subordinates serving under that department head or officer.~~

258 ~~b. Personally assume, unless the office legally requires a particular designation or~~
259 ~~certification, or delegate to some other officer or employee, the duties of any office or~~
260 ~~position under the City Manager's control which is vacant or which lacks administration~~
261 ~~due to the absence or disability of the incumbent.~~

262 ~~c. Assign any employee of the City to any department or branch thereof requiring~~
263 ~~services appropriate to the Human Resource Office classification of the employee so~~
264 ~~assigned.~~

265 ~~d. Prescribe such rules and regulations by executive order, with the advice and consent~~
266 ~~of the City Council, as the City Manager shall deem necessary or expedient for the~~
267 ~~conduct of all departments, divisions, and offices; and revoke, suspend, or amend any rule~~
268 ~~or regulation by whoever prescribed.~~

269 ~~e. Personally or by delegation, investigate and examine or inquire into the affairs or~~
270 ~~operation of any department, division, or office; and, when so authorized by the City~~
271 ~~Council, the City Manager shall have power to employ consultants and professional~~
272 ~~counsel to aid in such investigations, examinations, or inquiries.~~

273 ~~f. Examine all proposed contracts to which the City may be a party. When a purchase,~~
274 ~~obligation, or other contract may be properly entered into without specific City Council~~
275 ~~approval, the City Manager or any official delegated the responsibility may sign the~~
276 ~~document on behalf of the City. The Mayor's facsimile signature shall also be used and~~
277 ~~shall be countersigned by the City Recorder.~~

278 ~~g. Approve merit pay increases, bonuses, or other compensation for City personnel when~~
279 ~~appropriate.~~

280 ~~h. Set aside any action taken by a department head and supersede the department head~~
281 ~~in the functions of the department head's office.~~

282 ~~i. Direct any department, division, or office to perform the work for any other~~
283 ~~department, division, or office, except where legally prohibited.~~

284 ~~j. Compromise and settle, or authorize the City Attorney to compromise and settle, all~~
285 ~~claims or legal actions involving the City.~~

286 ~~k. Set the dates of all public hearings: The City Manager shall notify the City Council of~~
287 ~~all such dates at a subsequent meeting of the City Council.~~

288 ~~l.— Designate such committees and the officers thereof as the City Manager shall find~~
289 ~~necessary for the proper consideration of administrative problems. Such committees shall~~
290 ~~meet at the request of the City Manager and shall make such recommendations on matters~~
291 ~~referred to them as they shall find necessary for the best interests of the City.~~

292 ~~m.— Declare any property to be surplus to the needs of the City and dispose of the property~~
293 ~~consistent with law.~~

294 ~~n.— Accept, reduce, extend, and release performance bonds and delay agreements as~~
295 ~~provided in Section 3-2-106.~~

296 ~~o.— In addition to the Personnel Policy and Procedures rules for filling open employment~~
297 ~~positions, when the City Manager determines that it is in the best interests of the City, the~~
298 ~~City Manager may authorize alternative employment methods, including the recruitment~~
299 ~~of specific individuals.~~

300 ~~(Ord. No. 99-42 Repealed & Replaced 07/02/1999; Ord. No. 00-12 Amended 02/24/2000; Ord.~~
301 ~~No. 07-31 Amended 05/15/2007; Ord. No. 09-22 Amended 07/08/2009; Ord. No. 24-12 Amended~~
302 ~~03/26/2024)~~

303 ~~**3-2-103. ADMINISTRATION OF THE JUSTICE COURT.**~~

304 ~~(1) The Justice Court, for personnel, budget and other administrative issues shall report to~~
305 ~~the City through the Assistant City Manager.~~

306 ~~(2) In accordance with §78-5-108(3)(b), Utah Code Annotated, the Justice Court shall be~~
307 ~~open to the public and shall conduct judicial business Monday through Thursday.~~

308 ~~(3) In accordance with §78-5-108(3)(c), Utah Code Annotated, the operating hours of the~~
309 ~~Justice Court shall be from 7:00 a.m. to 6:00 p.m. with the exception of legal holidays.~~

310 ~~(4) The Court Administrator, with approval from the City Manager, may promulgate a~~
311 ~~recommended bail schedule for crimes frequently prosecuted in the West Valley City Justice~~
312 ~~Court.~~

313 ~~(Ord. No. 99-42 Repealed & Replaced 07/02/1999; Ord. No. 03-43 Amended 05/20/2003; Ord.~~
314 ~~No. 04-21 Amended 04/20/2004; Ord. No. 09-28 Amended 08/07/2009)~~

315 ~~3-2-103.1. — APPOINTMENT OF TEMPORARY JUSTICE COURT JUDGES.~~

316 ~~The City Manager shall appoint Temporary Justice Court Judges to fill temporary vacancies in the~~
317 ~~West Valley City Justice Court.~~

318 ~~(Ord. No. 11-10 Enacted 03/07/2011)~~

319 ~~3-2-104. — ADMINISTRATIVE LAW JUDGE.~~

320 ~~(1) The Administrative Law Judge (ALJ) is appointed by the City Manager.~~

321 ~~(2) The ALJ position may be a merit or contract position and is subject to all personnel rules,~~
322 ~~except as provided in Subsection 3-2-104(3).~~

323 ~~(3) The ALJ may not be disciplined for any decision made while conducting a hearing, as~~
324 ~~long as the decision is lawful and made in accordance with City ordinances, City policy and~~
325 ~~procedure, and policies of the ALD.~~

326 ~~(4) The ALJ shall be trained and knowledgeable in misdemeanors, traffic laws, and due~~
327 ~~process.~~

328 ~~(5) The ALJ position is not a supervisory position. The ALJ is supervised by the Assistant~~
329 ~~City Manager.~~

330 ~~(Ord. No. 99-42 Repealed & Replaced 07/02/1999; Ord. No. 11-29 Amended 12/13/2011)~~

331 ~~3-2-105. — TRAFFIC SCHOOL PROGRAM.~~

332 ~~(1) The Traffic School Program is supervised by the Assistant City Manager, as part of the~~
333 ~~Administrative Law Division, and shall:~~

334 ~~(2) Offer to individuals found in violation of traffic offenses an opportunity to have their~~
335 ~~penalties reduced through attendance at traffic school.~~

336 ~~(3) Provide individuals found in violation of traffic offenses an opportunity to sharpen~~
337 ~~defensive driving skills, while reinforcing safety skills.~~

338 ~~(4) Collect and receipt fees assessed for attendance at traffic school.~~

339 ~~(5) Provide for qualified instructors to conduct classes.~~

340 (Ord. No. 99-42 Repealed & Replaced 07/02/1999)

341 **3-2-106. ——— PERFORMANCE BONDS AND DELAY AGREEMENTS.**

342 (1) ~~Performance bonds and delay agreements, as approved by the City Attorney's Office and~~
343 ~~required by City ordinances, are hereby approved and adopted by the City Council for each~~
344 ~~development that receives the proper approvals and permits as required by such ordinances.~~
345 ~~A copy of the performance bond and delay agreement forms shall be filed with the City~~
346 ~~Council by the City Manager each time they are amended.~~

347 (2) ~~The manual or facsimile signature of the Mayor is hereby authorized on such performance~~
348 ~~bonds and delay agreements without the necessity of each one being brought to the Council,~~
349 ~~except that no such performance bond or delay agreement shall be valid until it has been~~
350 ~~countersigned manually by the City Manager and attested to by the City Recorder.~~

351 (3) ~~The time for completion of the improvements under the bonds may be extended by the~~
352 ~~City Manager, as provided in the applicable provisions governing the bonds.~~

353 (Ord. No. 99-42 Repealed & Replaced 07/02/1999)

354 **3-2-107. ——— CITY RECORDER'S OFFICE.**

355 ~~The City Recorder's Office is supervised by the City Recorder and shall:~~

356 (1) ~~Serve as Clerk of the City Council, attending its meetings, keeping the record of its~~
357 ~~proceedings, and performing such other duties of a like nature as may be required by the City~~
358 ~~Council.~~

359 (2) ~~Be responsible for the recording, filing, indexing, making available for public inspection,~~
360 ~~and safekeeping of all proceedings of the City Council and other records of the City.~~

361 (3) ~~Record all ordinances in full, uniformly and permanently, and authenticate the same. The~~
362 ~~Recorder shall record, in a book used exclusively for that purpose, all ordinances passed by~~
363 ~~the City Council. The City Recorder shall assign each ordinance a number, if the City Council~~
364 ~~has not already done so. Immediately following each ordinance or codification of ordinances,~~
365 ~~the City Recorder shall make or cause to be made a certificate stating the date of passage and~~
366 ~~of the date of publication or posting, as required. The record and memorandum, or a certified~~
367 ~~copy thereof, shall be prima facie evidence of the contents, passage, and publication or posting~~

368 ~~of the ordinance or codification.~~

369 ~~(4) Post or publish, as required by law, ordinances and resolutions adopted by the City~~
370 ~~Council, and all legal notices.~~

371 ~~(5) Supervise all municipal elections in accordance with state law and City ordinances, and~~
372 ~~keep and maintain all election records and have custody of all property used in connection~~
373 ~~therewith, according to law.~~

374 ~~(6) Countersign all contracts made on behalf of the City and maintain a properly indexed~~
375 ~~record of all contracts, agreements, deeds, rights of way, and other legal documents to which~~
376 ~~the City is a party.~~

377 ~~(7) Prepare, attest, and report on the vital statistics of the City.~~

378 ~~(8) Notify the appointing authority of the impending expiration of the term of office of a~~
379 ~~member of any board or commission, such notice to be given at least 30 days before such~~
380 ~~expiration.~~

381 ~~(9) Be the custodian of the official seal of the City.~~

382 ~~(10) Act as the City Records Officer to oversee and coordinate records access and~~
383 ~~management and City archives activities as required by local, state, and federal law.~~

384 ~~(Ord. No. 99-42 Repealed & Replaced 07/02/1999)~~

385 ~~**3-2-108. REPEALED.**~~

386 ~~(Ord. No. 99-42 Repealed & Replaced 07/02/1999; Ord. No. 03-43 Amended 05/20/2003; Ord.~~
387 ~~No. 06-16 Repealed 03/07/2006)~~

388 ~~**3-2-109. ADMINISTRATIVE SERVICES DIVISION.**~~

389 ~~(1) The Administrative Services Division is supervised by the Administrative Services~~
390 ~~Director and shall:~~

391 ~~a. Oversee all human resource activities for the City.~~

392 ~~b. Oversee all information technology services required by the City.~~

393 ~~(2) The Administrative Services Division is organized into the following offices, for the~~
394 ~~purposes described:~~

395 ~~a. *Human Resource Office.* The purpose of the Human Resource Office is to:~~

396 ~~i. Administer the human resource program of the City as set forth in state law and~~
397 ~~City ordinances, the Personnel Policy and Procedures Manual, executive orders, and~~
398 ~~as instructed by the City Manager.~~

399 ~~ii. Make suggestions to the City Manager designed to ensure that employment in~~
400 ~~City government is based upon merit and is free from personal and political~~
401 ~~considerations.~~

402 ~~iii. Perform all necessary and proper functions as liaison to the West Valley City~~
403 ~~Employee Discipline Hearing Officer in order to assure compliance with state law~~
404 ~~and City ordinances.~~

405 ~~iv. Prepare and revise annually, in conjunction with department heads, classification~~
406 ~~plans, job descriptions, and salary surveys to be recommended to the City Manager~~
407 ~~for approval.~~

408 ~~v. Establish and maintain a roster of all employees, setting forth class title of~~
409 ~~position, salary, any changes in class title, status, and such other data as may be~~
410 ~~deemed desirable or useful.~~

411 ~~vi. Develop, acquire, and administer such recruiting and examining programs as~~
412 ~~may be necessary to obtain an adequate supply of competent applicants to meet the~~
413 ~~needs of the City.~~

414 ~~vii. Propose, develop, or otherwise acquire and coordinate training and educational~~
415 ~~programs for City employees.~~

416 ~~viii. Search for and inquire about ways and means of improving personnel~~
417 ~~procedures and make recommendations to the City Manager detailing these findings.~~

418 ~~b. *Office of Information Technology.* The purpose of the Office of Information~~
419 ~~Technology (IT) is to:~~

420 ~~i. Provide central telephone communications.~~

421 ~~ii. Design, develop, acquire, implement, and upgrade software and hardware~~

422 systems as vehicles for enhancing the management and administrative processes of
423 the City.

424 ~~iii. Advise the City on both the hardware and the software components necessary~~
425 ~~for the development of an effective and cost efficient computerized information~~
426 ~~system for the City.~~

427 ~~iv. Advise the Administrative Services Director on all aspects of data processing~~
428 ~~services, including the feasibility, design, development, acquisition, implementation,~~
429 ~~and maintenance for all data processing hardware, software, and services to enhance~~
430 ~~the management and administrative processes of the City.~~

431 ~~v. Provide appropriate controls for system compatibility, security, and~~
432 ~~accountability.~~

433 (~~Ord. No. 99-42 Repealed & Replaced 07/02/1999; Ord. No. 14-32 Amended 07/24/2014~~)

434 ~~**3-2-110. UTAH CULTURAL CELEBRATION CENTER DIVISION.**~~

435 ~~The Utah Cultural Celebration Center Division is supervised by the City Manager or the City~~
436 ~~Manager's Designee.~~

437 ~~(1) The Utah Cultural Celebration Center Division shall facilitate the development and~~
438 ~~implementation of a center to celebrate cultural diversity and the arts and strengthen the sense~~
439 ~~of community by highlighting the cultural wealth of the City. The Objectives of the Utah~~
440 ~~Cultural Celebration Center include preserving and perpetuating cultural traditions, creating a~~
441 ~~setting for cultural exchange and experience, establishing a facility for art, providing a~~
442 ~~gathering place, encouraging education and experiential learning, providing a cultural icon~~
443 ~~and landmark of regional significance, enhancing economic development opportunities and~~
444 ~~building social infrastructure.~~

445 ~~(2) The Utah Cultural Celebration Center Division business shall be conducted by the~~
446 ~~Cultural Center Director and shall:~~

447 ~~a. Develop the Utah Cultural Celebration Center and its related facilities.~~

448 ~~b. Direct and Oversee all activities at the Utah Cultural Celebration Center.~~

449 ~~c. Facilitate the goals of the Utah Cultural Celebration Center.~~

450 d. Facilitate the participation of citizens and the entire community in the planning,
451 development, function and use of the facility.

452 (~~Ord. No. 99-42 Repealed & Replaced 07/02/1999; Ord. No. 03-43 Amended 05/20/2003~~)

453 **CHAPTER 3-3**
454 **COMMUNITY AND ECONOMIC DEVELOPMENT DEPARTMENT**

455 Sections:

456 ~~3-3-101 — Duties of Community and Economic Development Director.~~

457 ~~3-3-102 — Community and Economic Development Department Division.~~

458 ~~3-3-103 — Planning and Zoning Division.~~

459 ~~3-3-104 — Building Inspection Division.~~

460 ~~3-3-105 — Repealed.~~

461 ~~3-3-106 — Repealed.~~

462 ~~3-3-107 — Economic Services and Redevelopment Division.~~

463 ~~3-3-108 — Electric Power System Division.~~

464 ~~3-3-101. — DUTIES OF COMMUNITY AND ECONOMIC DEVELOPMENT~~
465 ~~DIRECTOR.~~

466 In all cases where the duty is not expressly charged to any other department or office, it is the duty
467 of the Community and Economic Development (CED) Director to plan, promote, and coordinate
468 all activities affecting community development; to speak on behalf of the Department concerning
469 the public issues in the community over which the Department has jurisdiction or advisory
470 responsibility; to establish overall work priorities and allocate work among the staff and divisions
471 within the Department; to review the work of all divisions and make the final decisions for the
472 Department; to coordinate departmental activities with other departments; and to perform all such
473 related duties and such others as may be imposed by statute, the City Council, or the City Manager.

474 (~~Ord. No. 99-42 Repealed & Replaced 07/02/1999~~)

475 ~~3-3-102. — COMMUNITY AND ECONOMIC DEVELOPMENT DEPARTMENT~~
476 ~~DIVISION.~~

477 The Community and Economic Development Department is divided into the Planning and Zoning

478 ~~Division, Building Inspection Division, Ordinance Enforcement/Animal Control Division,~~
479 ~~Housing and Grants Division, Economic Services and Redevelopment Division, and Electric~~
480 ~~Power System Division.~~

481 ~~(Ord. No. 99-42 Repealed & Replaced 07/02/1999)~~

482 ~~**3-3-103. PLANNING AND ZONING DIVISION.**~~

483 ~~The Planning and Zoning Division is supervised by the Assistant CED Director and the Supervisor~~
484 ~~of Current Planning, and consists of the offices listed below, which have those responsibilities~~
485 ~~noted.~~

486 ~~(1) The Advanced Planning Office, which is responsible for long-range planning, including~~
487 ~~land use, housing, economics, policies, and the major street plan and general plan, and~~
488 ~~assisting in the development of the Capital Improvement Program.~~

489 ~~(2) The Current Planning Office, which is responsible for reviewing all new development,~~
490 ~~handling land use problems and applications on a day-to-day basis, providing technical staff~~
491 ~~assistance and liaison to Board of Adjustment and Planning Commission, and providing~~
492 ~~technical assistance for the zoning enforcement office and the development of short-range~~
493 ~~land use plans.~~

494 ~~(Ord. No. 99-42 Repealed & Replaced 07/02/1999)~~

495 ~~**3-3-104. BUILDING INSPECTION DIVISION.**~~

496 ~~The Building Inspection Division is supervised by the Chief Building Official and shall:~~

497 ~~(1) Inspect or supervise the inspection of all work done under the provisions of the Uniform~~
498 ~~Codes adopted by the City.~~

499 ~~(2) Inspect or supervise the inspection of all premises, including structures and appurtenances~~
500 ~~thereon, for safety.~~

501 ~~(3) Perform such zoning ordinance compliance as directed by the CED Director.~~

502 ~~(4) Examine or supervise the examination of all construction plans to assure their compliance~~
503 ~~with the building codes and other appropriate laws and ordinances.~~

504 ~~(5) Issue building permits when plans comply with the building codes and all other~~
505 ~~appropriate laws and ordinances.~~

506 ~~(6) Assist and advise the public with respect to construction and code requirements.~~

507 ~~(7) Investigate complaints or information regarding the probability of the presence of~~
508 ~~hazardous or illegal conditions or uses in premises.~~

509 ~~(8) Perform inspections for compliance with Community and Economic Development~~
510 ~~Department, Public Works Department, and Fire Department requirements of the City~~
511 ~~Subdivision Ordinance when requested or directed.~~

512 ~~(9) Perform business license inspections.~~

513 ~~(10) Perform inspections for the Housing and Grants Division.~~

514 ~~(Ord. No. 99-42 Repealed & Replaced 07/02/1999)~~

515 ~~**3-3-105. REPEALED.**~~

516 ~~(Ord. No. 99-42 Repealed & Replaced 07/02/1999; Ord. No. 08-55 Repealed 12/04/2008)~~

517 ~~**3-3-106. REPEALED.**~~

518 ~~(Ord. No. 99-42 Repealed & Replaced 07/02/1999; Ord. No. 08-55 Repealed 12/04/2008)~~

519 ~~**3-3-107. ECONOMIC SERVICES AND REDEVELOPMENT DIVISION.**~~

520 ~~The Economic Services and Redevelopment Division are supervised by the Economic Services~~
521 ~~and Redevelopment Division Administrator and shall:~~

522 ~~(1) Develop the economic/redevelopment portion of the City General Plan.~~

523 ~~(2) Aid in the preparation of the City Capital Improvement Program and Plan.~~

524 ~~(3) Provide public financial aid or incentives to make projects economically feasible and~~
525 ~~competitive, if the City decides to provide such aid and incentives.~~

526 ~~(4) Market or promote the locality.~~

527 ~~(5) Assist and improve land and services and recommend the provision of public financial~~
528 ~~aid or incentives to make projects economically feasible and competitive.~~

529 ~~(6) Supervise the planning, qualification, and development of redevelopment project areas~~
530 ~~and the activities of the Redevelopment Agency.~~

531 ~~(7) Aid existing and new businesses in finding adequate locations or relocations in the City.~~

532 ~~(Ord. No. 99-42 Repealed & Replaced 07/02/1999)~~

533 ~~**3-3-108. ELECTRIC POWER SYSTEM DIVISION.**~~

534 ~~The Electric Power System Division is supervised by the CED Director, as provided in Title 20,~~
535 ~~Chapter 4.~~

536 ~~(Ord. No. 99-42 Repealed & Replaced 07/02/1999)~~

537 ~~**CHAPTER 3-4**~~
538 ~~**FINANCE DEPARTMENT**~~

539 ~~Sections:~~

540 ~~**3-4-101 Finance Department.**~~

541 ~~**3-4-102 Duties of Finance Director.**~~

542 ~~**3-4-103 Finance Department Divisions.**~~

543 ~~**3-4-104 Treasury Division.**~~

544 ~~**3-4-105 Accounting Division.**~~

545 ~~**3-4-106 Purchasing Division.**~~

546 ~~**3-4-107 Budget Disbursement Division.**~~

547 ~~**3-4-108 Business Licensing Division.**~~

548 ~~**3-4-109 Criteria and Procedures Regarding Application and Consideration of**~~
549 ~~**Industrial Revenue Bond (Private Activity Bond) Applications.**~~

550 ~~**3-4-101. FINANCE DEPARTMENT.**~~

551 ~~In all cases where the duty is not expressly charged to any other department or office, it is the duty~~
552 ~~of the Finance Department to act to promote, secure, and preserve the financial and property~~
553 ~~interests of the City; to supervise all financial activities; to advise the City Manager on fiscal~~

554 policy; to manage City investments; to handle debt administration; and to make interim and annual
555 financial reports as requested by the City Manager.

556 (~~Ord. No. 99-42 Repealed & Replaced 07/02/1999~~)

557 **~~3-4-102. DUTIES OF FINANCE DIRECTOR.~~**

558 The Finance Director is the Budget Officer and shall:

559 (1) ~~Exercise general supervision over all officers of the City regarding the proper~~
560 ~~management of the fiscal concerns of their respective offices.~~

561 (2) ~~Examine the financial books of each department from time to time, and see that the books~~
562 ~~are kept in proper form.~~

563 (3) ~~See that officers receiving money pay the same to the Treasury Division, when thereto~~
564 ~~required, and that all necessary financial reports are made by officers, and report all~~
565 ~~delinquencies in such payments or reports to the City Manager.~~

566 (4) ~~Report the default of any officer of the City to the City Manager, who shall direct the~~
567 ~~City Attorney to take immediate legal measures for the recovery of the amount for which such~~
568 ~~officer may be in default.~~

569 (5) ~~Deposit the proceeds of all sales of bonds with the Treasury Division immediately after~~
570 ~~receiving the same and, until such deposit, be responsible for the amount thereof.~~

571 (6) ~~Pay out to the persons duly entitled thereto, on warrant of the Finance Director, without~~
572 ~~appropriation by the City Council, any money paid to the Treasury Division pursuant to~~
573 ~~condemnation proceedings or arising from special assessments for public improvements park~~
574 ~~fund certificates, condemnation fund certificates, and all special trust funds.~~

575 (7) ~~Have the responsibility as Budget Officer for complying with the requirements of the~~
576 ~~Uniform Municipal Fiscal Procedures Act.~~

577 (~~Ord. No. 99-42 Repealed & Replaced 07/02/1999~~)

578 **~~3-4-103. FINANCE DEPARTMENT DIVISIONS.~~**

579 The Finance Department is divided into the Treasury Division, Accounting Division, Purchasing

580 Division, Budget Disbursement Division, and Business Licensing Division.

581 (~~Ord. No. 99-42 Repealed & Replaced 07/02/1999~~)

582 ~~3-4-104. TREASURY DIVISION.~~

583 ~~The Treasury Division is supervised by the City Treasurer and shall:~~

584 ~~(1) Keep in proper books, a full and accurate account of all the monies, bonds, or other~~
585 ~~securities received and disbursed by the City Treasurer in behalf of the City, specifying the~~
586 ~~time of receipt and disbursement, from whom received and to whom disbursed, on what~~
587 ~~account received and disbursed, and how paid.~~

588 ~~(2) Cancel all warrants and other evidences of debt against the City whenever paid by the~~
589 ~~City Treasurer, by writing or stamping across the face thereof the words, "Paid by the City~~
590 ~~Treasurer," with the date of payment written or stamped thereon. The City Treasurer shall give~~
591 ~~or cause to be given to every person paying money to the City a receipt or other evidence of~~
592 ~~payment therefore, specifying, as appropriate, the date of payment and upon which account~~
593 ~~paid, and shall file the duplicate of the receipt, a summary report, or other evidence of payment~~
594 ~~with the Chief Accountant.~~

595 ~~(3) Receive and have custody of all monies paid to the City and disburse City monies upon~~
596 ~~the warrant of the Chief Accountant. The City Treasurer, or, in the City Treasurer's absence,~~
597 ~~the Finance Director, shall sign all checks prepared by the Accounting Division. Prior to~~
598 ~~affixing the signature, the City Treasurer or the Finance Director shall determine that a~~
599 ~~sufficient amount is on deposit in the appropriate bank account of the City to honor the check.~~
600 ~~The Finance Director, with approval of the City Manager, may also designate a person in~~
601 ~~addition to the City Treasurer to countersign checks.~~

602 ~~(4) Pay City employees, upon presentation of the properly certified payroll.~~

603 ~~(5) Demand and receive all monies and fees owing to the City whenever any person is~~
604 ~~indebted to the City in any manner and the means of collection of such debt is not otherwise~~
605 ~~provided for by law. When any claim is not collectible by other methods, the City Treasurer~~
606 ~~shall report the same to the City Attorney for possible legal action.~~

607 ~~(6) Receive all money payable to the City within three business days after collection,~~
608 ~~including all taxes, licenses, fines, and intergovernmental revenue, and keep an accurate~~
609 ~~detailed account thereof in the manner provided by state law, ordinance, or resolution.~~

- 610 ~~(7) Promptly deposit all City funds in the appropriate bank accounts of the City.~~
- 611 ~~(8) Collect all special taxes and assessments, as provided by law and ordinance. All money~~
612 ~~received by the City Treasurer on any special assessment shall be applied to the payment of~~
613 ~~the improvement for which the assessment was made. The money shall be used for the~~
614 ~~payment of interest and principal on bonds or other indebtedness issued in settlement thereof,~~
615 ~~and shall be used for no other purpose whatever, except as otherwise provided in Section 10-~~
616 ~~6-131, Utah Code Annotated 1953, as amended.~~
- 617 ~~(9) In the event the City is without funds on deposit in one of its appropriate bank accounts,~~
618 ~~the Finance Director shall draw and sign a warrant upon the City Treasurer of the payee named~~
619 ~~thereon. The City Treasurer shall pay all warrants in the order in which presented and as~~
620 ~~money becomes available for payment thereof in the appropriate funds of the City. The City~~
621 ~~Treasurer shall note upon the back of each warrant presented the date of presentation and the~~
622 ~~date of payment.~~
- 623 ~~(10) Provide for the investment of all idle cash.~~
- 624 ~~(11) Make a daily settlement with the Chief Accountant of the amounts received and paid~~
625 ~~out during the day for which settlement is being made, and, at such settlements, deliver to the~~
626 ~~Chief Accountant, properly canceled, all warrants and other obligations of the City paid by~~
627 ~~the City Treasurer since the last settlement and take a receipt therefore in duplicate, one to be~~
628 ~~turned over to the Finance Director and one to be retained by the City Treasurer, and once~~
629 ~~each month the City Treasurer shall balance accounts with the Chief Accountant, and, which~~
630 ~~monthly settlement shall show the balance to the credit of the several funds for which the City~~
631 ~~Treasurer is responsible.~~
- 632 ~~(12) Make a detailed report to the Finance Director on the first day of each month as to the~~
633 ~~business of the City Treasurer's office during the month preceding, showing the balance on~~
634 ~~hand to the credit of the different funds at the time of the City Treasurer's last report, the~~
635 ~~amount received during the month, and on what account, together with such other items and~~
636 ~~facts as the Finance Director may require.~~
- 637 ~~(13) Provide visitor information services, including incoming telephone calls to the City,~~
638 ~~mail services, and greeting and routing citizens visiting City Hall.~~

639 (Ord. No. 99-42 Repealed & Replaced 07/02/1999)

640 ~~3-4-105. — ACCOUNTING DIVISION.~~

641 ~~The Accounting Division is supervised by the Chief Accountant and shall:~~

642 ~~(1) Examine and conduct special audits of the accounts of all officers and departments subject~~
643 ~~to the approval of the City Manager.~~

644 ~~(2) Prescribe the form of accounts and reports to be rendered to the Division.~~

645 ~~(3) Maintain the general books for each fund of the City and all subsidiary records relating~~
646 ~~thereto, including a list of the outstanding bonds, their purpose, amount, terms, date and place~~
647 ~~payable, and the accounts of all receiving and disbursing officers of the City.~~

648 ~~(4) Transmit to the Finance Director, at least monthly, statements of cash on hand and of~~
649 ~~classified unencumbered appropriation balances for the City as a whole, and such other~~
650 ~~financial statements as the Finance Director may from time to time require.~~

651 ~~(5) Keep all departments, boards, agencies, commissions, or institutions currently informed~~
652 ~~of its classified unencumbered appropriation balances.~~

653 ~~(6) Prepare payroll in accordance with state law and City policy.~~

654 ~~(7) Prepare and present to the Finance Director appropriate quarterly financial reports and,~~
655 ~~within 120 days after the close of each fiscal year, an audited annual financial report prepared~~
656 ~~in conformity with generally accepted accounting principles, as prescribed in the Uniform~~
657 ~~Accounting Manual for Utah Cities.~~

658 ~~(8) Keep general accounting records, maintain or supervise cost accounts, bills, special~~
659 ~~assessments, other service charges, utilities and others, and perform all other such duties as~~
660 ~~may be prescribed by law, ordinance, resolution or administrative order.~~

661 ~~(9) Determine the cash requirements of the City.~~

662 ~~(Ord. No. 99-42 Repealed & Replaced 07/02/1999)~~

663 ~~3-4-106. — PURCHASING DIVISION.~~

664 ~~The Purchasing Division is supervised by the Purchasing Manager and shall:~~

665 ~~(1) Have such powers and duties as may be prescribed by state law or City ordinance.~~

- 666 ~~(2) Purchase or contract for all supplies and contractual services needed by any City board,~~
667 ~~commission, or department, or by any using agency which derives its support wholly or in~~
668 ~~part for the City, in accordance with purchasing procedures as prescribed by law or ordinance~~
669 ~~and such rules and regulations as the Purchasing Manager, Finance Director, or City Manager~~
670 ~~shall adopt for the internal management and operation of the Purchasing Division.~~
- 671 ~~(3) Act to procure for the City the highest quality in goods and contractual services at the~~
672 ~~least expense to the City.~~
- 673 ~~(4) Encourage uniform bidding and endeavor to obtain as full and open competition as~~
674 ~~possible on all purchases and sales.~~
- 675 ~~(5) Keep informed of current developments in the field of purchasing, prices, market~~
676 ~~conditions, and new products, and secure for the City the benefits of research done in the field~~
677 ~~of purchasing by other governmental jurisdictions, national technical societies, trade~~
678 ~~associations having national recognition, and by private businesses and organizations.~~
- 679 ~~(6) Prescribe and maintain such forms as may be reasonably necessary.~~
- 680 ~~(7) Prepare and adopt a standard purchasing nomenclature for using departments and~~
681 ~~suppliers.~~
- 682 ~~(8) Prepare, adopt, and maintain a vendors' catalog file. The catalog shall be filed according~~
683 ~~to materials and shall contain descriptions of vendors' commodities, prices, and discounts.~~
- 684 ~~(9) Explore the possibilities of buying "in bulk," so as to take full advantage of discounts.~~
- 685 ~~(10) Act so as to procure for the City all federal and state tax exemptions to which it is~~
686 ~~entitled.~~
- 687 ~~(11) Have the authority to declare vendors who default on their quotations irresponsible~~
688 ~~bidders and to disqualify them from receiving any business from the City for a stated period~~
689 ~~of time.~~
- 690 ~~(12) Establish and amend, when necessary, such rules and regulations as may be necessary~~
691 ~~and proper for carrying into execution the foregoing powers.~~
- 692 ~~(13) Keep and maintain all City asset records.~~
- 693 ~~(Ord. No. 99-42 Repealed & Replaced 07/02/1999)~~

694 ~~3-4-107.~~ **BUDGET DISBURSEMENT DIVISION.**

695 ~~The Budget Disbursement Division is supervised by the Budget Disbursement Supervisor and~~
696 ~~shall:~~

697 ~~(1) Prepare estimates of revenue and give such other assistance in the preparation of the~~
698 ~~budget as may be required by the Finance Director or the City Manager.~~

699 ~~(2) Prepare estimates of expenses and give such other assistance in the preparation of the~~
700 ~~budget as may be required by the Finance Director or the City Manager.~~

701 ~~(3) Provide for all other budget needs of the City.~~

702 ~~(4) Process claims against the City after a purchase order or check request has been~~
703 ~~submitted.~~

704 ~~(5) Receive invoices from City vendors, obtain required department signatures, denote~~
705 ~~delivery of product, and obtain authorization for payment of invoice.~~

706 ~~(6) Pay all bona fide claims against the City in a timely manner.~~

707 ~~(7) Prepare checks for mailing.~~

708 ~~(8) File purchase orders, invoices, and copies of checks.~~

709 ~~(Ord. No. 99-42 Repealed & Replaced 07/02/1999)~~

710 ~~3-4-108.~~ **BUSINESS LICENSING DIVISION.**

711 ~~The Business Licensing Division is supervised by the City Treasurer and shall:~~

712 ~~(1) Collect all license fees and issue all licenses in the name of the City to all qualified~~
713 ~~persons.~~

714 ~~(2) Promulgate, enforce, and supervise the enforcement of all reasonable rules and~~
715 ~~regulations necessary to the operation of the Division.~~

716 ~~(3) Adopt all forms and prescribe the information to be given therein as to character and other~~
717 ~~relevant matters.~~

718 ~~(4) Require applicants to submit any affidavits necessary and proper in the licensing process.~~

- 719 (5) Organize and maintain the files on applications and licenses.
- 720 (6) Coordinate with the Economic Services and Redevelopment Division to aid existing and
- 721 new businesses to find adequate locations or relocations in the City.

722 (Ord. No. 99-42 Repealed & Replaced 07/02/1999)

723 ~~3-4-109. CRITERIA AND PROCEDURES REGARDING APPLICATION AND~~
724 ~~CONSIDERATION OF INDUSTRIAL REVENUE BOND (PRIVATE~~
725 ~~ACTIVITY BOND) APPLICATIONS.~~

726 (1) ~~Purpose.~~ West Valley City, pursuant to state law, may consider issuing industrial revenue
727 bonds/private activity bonds for the purpose of obtaining a direct economic benefit to the City
728 thorough the advancement of the City's economic development goals, creation of employment
729 opportunities, increases in the tax base or stimulation of private investment or business
730 development.

731 (2) ~~Equal Consideration.~~ With the exception of limitations placed by State Law, no particular
732 type of business or enterprise will be excluded from consideration of the issuance of industrial
733 revenue bonds/private activity bonds. Each applicant will be reviewed pursuant to this Policy
734 and shall be given an equal opportunity to demonstrate its ability to provide the City with
735 direct economic benefit.

736 (3) ~~Compliance with State Law.~~ The City and the applicant shall at all times comply with the
737 requirements of Utah State Code Chapter 11-17, 1953 as amended.

738 (4) ~~Application.~~ An applicant shall comply with the following application requirements:

739 a. ~~Application Procedure:~~

740 i. ~~The applicant shall submit the following information to the City Attorney's Office.~~
741 ~~The City Attorney's Office shall facilitate the coordination and processing of the~~
742 ~~applicant's application with the appropriate City departments and submit the~~
743 ~~recommendations, legal documents and information to the City Manager.~~

744 ii. ~~Name of business enterprise.~~

745 iii. ~~Address~~

746 iv. ~~If incorporated (state and date of incorporation)~~

- 747 ~~v. Business Officers~~
- 748 ~~vi. Name and Address of the following:~~
- 749 ~~1. Bond Counsel~~
- 750 ~~2. Legal Counsel~~
- 751 ~~3. Auditors~~
- 752 ~~4. Proposed underwriter or purchaser of bonds~~
- 753 ~~5. Developer~~
- 754 ~~6. Architect~~
- 755 ~~7. Engineer~~
- 756 ~~8. Contractor~~
- 757 ~~vii. A copy of the applicant's feasibility study, if any, for the proposed project,~~
758 ~~including a narrative describing the proposal in detail.~~
- 759 ~~viii. A detailed description of plans for financing the proposed project, including a~~
760 ~~written statement from the proposed lender indicating a tentative commitment of~~
761 ~~financial support.~~
- 762 ~~ix. A statement demonstrating the applicant's prior experience, if any, related to the~~
763 ~~type of project, activity, or business being proposed.~~
- 764 ~~x. A showing of financial stability including:~~
- 765 ~~1. A review of the past 3 years of audits and financial statements for the~~
766 ~~applicant.~~
- 767 ~~2. Current audited financial statements~~
- 768 ~~3. Corporate structure and subsidiaries~~
- 769 ~~4. Banking institution of record~~
- 770 ~~5. A statement regarding outstanding litigation resulting in possible liability,~~
771 ~~including the court of record.~~

772 6. ~~Pro Forma financial disclosure of net income projections of the project, if the~~
773 ~~bond issue is approved.~~

774 xi. ~~A copy of all plans and specifications for the proposed project for review by the~~
775 ~~Community and Economic Development Department including:~~

776 1. ~~A legal description of all property included in the project.~~

777 2. ~~A plat showing adjoining properties~~

778 3. ~~A preliminary title report or comparable evidence demonstrating ownership~~
779 ~~of the project property including owner's names, addresses and percentage of~~
780 ~~ownership.~~

781 xii. ~~A statement of economic impact on the City, including current and pro forma~~
782 ~~projections of employees, sales tax revenues, etc for the next three (3) years.~~

783 1. ~~The applicant shall address each of the following issues to the satisfaction of~~
784 ~~the City:~~

785 a. ~~Will the project have a positive economic impact on the City?~~

786 b. ~~What social and physical benefits will be realized by the City?~~

787 c. ~~How many new jobs will be created, at what levels and what percentage~~
788 ~~of the applicant's total payroll will they comprise?~~

789 d. ~~Does the project contribute to the development of underutilized property~~
790 ~~in the City?~~

791 e. ~~Does the project serve unmet needs of the City residents and generate~~
792 ~~synergies for the development of surrounding properties?~~

793 xiii. ~~A statement regarding requirements for new or additional municipal services~~
794 ~~including police, fire, water and sewer.~~

795 ~~(5) Evaluation of the Proposal.~~

796 a. ~~Upon receipt of all required information, the City Attorney's Office shall review the~~
797 ~~application, drawing on the support of all appropriate departments of the City. This review~~
798 ~~shall include a written recommendation by the Finance Department with regards to the~~

799 financial stability of the applicant, and a written review by the Community and Economic
800 Development Department with regards to the applicants meeting of the land use
801 requirements of the City. The results of this analysis, as well as an analysis by appropriate
802 staff, bond counsel, financial advisors and others will be forwarded to the City Manager.

803 b. ~~The City Manager will review the proposal. If the City Manager believes that the~~
804 ~~proposal has merit, and is in the best interest of the City, the City Manager may submit a~~
805 ~~recommendation to the City Council for its consideration.~~

806 ~~(6) *Inducement Resolution and Agreement.* Any applicant whose application is approved~~
807 ~~shall be required to enter into an agreement with the City regarding the issuance of the bonds.~~
808 ~~The agreement shall contain all requirements to the satisfaction of the City Attorney, Bond~~
809 ~~Counsel, and City Manager. The Agreement will specifically include a provision whereby all~~
810 ~~publicly offered revenue bonds issued by the City on behalf of a private entity shall be credit~~
811 ~~enhanced by either a bond insurance policy issued by a ‘AAA’ rated municipal bond insurer,~~
812 ~~satisfactory to the city, or by a direct pay letter of credit from a financial institution with at~~
813 ~~least an ‘AA’ rating. Evidence of such shall be provided to the City prior to the adoption of~~
814 ~~the final bond resolution. In the case where the proposed bonds are to be sold on a private~~
815 ~~placement basis to a sophisticated investor, the City’s credit enhancement may be waived if~~
816 ~~the City receives written confirmation from the sophisticated investor that it understands the~~
817 ~~risks and that under no circumstances will non-payment of a default on the bonds constitute~~
818 ~~or impose upon the City any financial obligation or liability.~~

819 (Ord. No. 06-26 Amended 04/11/2006)

820 **CHAPTER 3-5**
821 **FIRE DEPARTMENT**

822 Sections:

- 823 ~~**3-5-101 — Duties of Fire Chief.**~~
- 824 ~~**3-5-102 — Fire Department Divisions.**~~
- 825 ~~**3-5-103 — Fire Administrative Services Division.**~~
- 826 ~~**3-5-104 — Operations Division.**~~
- 827 ~~**3-5-105 — Fire Prevention Division.**~~
- 828 ~~**3-5-106 — Support Services Division.**~~
- 829 ~~**3-5-107 — Special Operations Division.**~~
- 830 ~~**3-5-108 — Training Division.**~~

- 831 ~~3-5-109 — Medical Division.~~
- 832 ~~3-5-110 — Community Services Division.~~
- 833 ~~3-5-111 — Personnel Services Division.~~
- 834 ~~3-5-112 — Emergency Management Division.~~
- 835 ~~3-5-113 — Hazardous Chemical Local Emergency Planning Committee.~~

836 ~~3-5-101. — DUTIES OF FIRE CHIEF.~~

837 ~~The Fire Chief is charged with the general operation of the Fire Department, including the~~
 838 ~~prevention of fires, the protection of life and property from fires, the provision of emergency~~
 839 ~~medical service, and any other emergency operation deemed necessary to protect the citizens of~~
 840 ~~West Valley City. The Fire Chief shall also:~~

841 ~~(1) With the advice and consent of the City Manager, appoint a Deputy Chief and/or Assistant~~
 842 ~~Chief to perform such duties as may be delegated by the Fire Chief. The Deputy Chief or~~
 843 ~~Assistant Chief shall function as the Operations Officer for the department, which duties~~
 844 ~~include daily operational supervision and training, and shall serve as Acting Fire Chief in the~~
 845 ~~absence of the Fire Chief or in the Fire Chief's temporary incapacity to perform the duties of~~
 846 ~~office.~~

847 ~~(2) Keep records on all fire losses, arson investigations, medical calls, and all other~~
 848 ~~information deemed necessary.~~

849 ~~(Ord. No. 99-42 Repealed & Replaced 07/02/1999)~~

850 ~~3-5-102. — FIRE DEPARTMENT DIVISIONS.~~

851 ~~The Fire Department is divided into the Fire Administrative Services Division, Operations~~
 852 ~~Division, Fire Prevention Division, Support Services Division, Special Operations Division,~~
 853 ~~Training Division, Medical Division, Community Services Division, Personnel Services Division,~~
 854 ~~Emergency Management Division, and the Hazardous Chemical Local Emergency Planning~~
 855 ~~Committee.~~

856 ~~(Ord. No. 99-42 Repealed & Replaced 07/02/1999)~~

857 ~~3-5-103. ——— FIRE ADMINSTRATIVE SERVICES DIVISION.~~

858 ~~The Fire Administrative Services Division is supervised by the Fire Chief and is responsible for:~~

859 ~~(1) Personnel;~~

860 ~~(2) Records;~~

861 ~~(3) Payroll; and~~

862 ~~(4) Budget.~~

863 ~~(Ord. No. 99-42 Repealed & Replaced 07/02/1999)~~

864 ~~3-5-104. ——— OPERATIONS DIVISION.~~

865 ~~The Operations Division is supervised by the Deputy Chief or Assistant Chief and is responsible~~
866 ~~for:~~

867 ~~(1) Fire suppression;~~

868 ~~(2) Saving of life and property;~~

869 ~~(3) Providing fire response emergency medical services;~~

870 ~~(4) Providing hazardous materials response;~~

871 ~~(5) Providing technical rescue response;~~

872 ~~(6) Emergency communications;~~

873 ~~(7) Deployment of apparatus and manpower; and~~

874 ~~(8) Scheduling of all emergency response personnel.~~

875 ~~(Ord. No. 99-42 Repealed & Replaced 07/02/1999)~~

876 ~~3-5-105. ——— FIRE PREVENTION DIVISION.~~

877 ~~The Fire Prevention Division is supervised by a Battalion Chief and is responsible for:~~

878 ~~(1) Plans review and new construction inspections;~~

879 ~~(2) Maintaining an ongoing safety inspection program for existing businesses;~~

880 ~~(3) The abatement of existing fire hazards and hazardous materials; and~~

881 ~~(4) Arson investigations.~~

882 ~~(Ord. No. 99-42 Repealed & Replaced 07/02/1999)~~

883 ~~**3-5-106. ——— SUPPORT SERVICES DIVISION.**~~

884 ~~The Support Services Division is supervised by a Battalion Chief and is responsible for:~~

885 ~~(1) The maintenance and care of apparatus and equipment;~~

886 ~~(2) The upkeep of buildings and grounds;~~

887 ~~(3) The purchase and distribution of protective clothing; and~~

888 ~~(4) The purchase and distribution of all supplies for emergency responses and the~~
889 ~~maintenance of physical assets.~~

890 ~~(Ord. No. 99-42 Repealed & Replaced 07/02/1999)~~

891 ~~**3-5-107. ——— SPECIAL OPERATIONS DIVISION.**~~

892 ~~The Special Operations Division is supervised by a Battalion Chief and is responsible for:~~

893 ~~(1) Training and equipping the hazardous materials team for response to chemical accidents~~
894 ~~and releases;~~

895 ~~(2) Training and equipping the technical response team for emergency responses to confined~~
896 ~~spaces, collapsed trenches, near drownings, structural collapses, vehicular accidents, and high~~
897 ~~angle falls; and~~

898 ~~(3) Training and equipping the Fire Department for terrorism responses to chemical and/or~~
899 ~~biological attacks.~~

900 ~~(Ord. No. 99-42 Repealed & Replaced 07/02/1999)~~

901 ~~3-5-108. TRAINING DIVISION.~~

902 ~~The Training Division is supervised by a Battalion Chief and is responsible for:~~

903 ~~(1) Training recruits;~~

904 ~~(2) Training all firefighters based on their rank, emergency response capabilities, and any~~
905 ~~special skills that they possess;~~

906 ~~(3) Maintaining training records and certifications for all firefighters;~~

907 ~~(4) Providing a training structure that allows crews to simulate emergency response situations~~
908 ~~and conditions;~~

909 ~~(5) Creating testing processes and establishing hiring lists for all ranks and specializations;~~

910 ~~(6) Providing performance testing in all skill areas for individual firefighters and designated~~
911 ~~crews.~~

912 ~~(Ord. No. 99-42 Repealed & Replaced 07/02/1999)~~

913 ~~3-5-109. MEDICAL DIVISION.~~

914 ~~The Medical Division is supervised by a Battalion Chief and is responsible for:~~

915 ~~(1) Providing training and certifications for all departmental Emergency Medical~~
916 ~~Technicians and paramedic personnel;~~

917 ~~(2) Providing liaison with West Valley City's Medical Director and base hospital;~~

918 ~~(3) Providing case review and performing testing for all paramedics; and~~

919 ~~(4) Managing an exposure control program as required by national standards and federal law.~~

920 ~~(Ord. No. 99-42 Repealed & Replaced 07/02/1999)~~

921 ~~3-5-110. COMMUNITY SERVICES DIVISION.~~

922 ~~The Community Services Division is supervised by a Battalion Chief and is responsible for:~~

923 ~~(1) Providing a Public Information Officer (PIO) for emergency response and any~~

- 924 community related activity requiring Fire Department participation;
- 925 ~~(2) Providing safety education in public schools;~~
- 926 ~~(3) Providing safety education for neighborhood organizations;~~
- 927 ~~(4) Managing the CERT organization and providing training for current CERT members and~~
928 ~~for residents of West Valley City; and~~
- 929 ~~(5) Managing the Local Emergency Planning Committee.~~

930 ~~(Ord. No. 99-42 Repealed & Replaced 07/02/1999)~~

931 ~~**3-5-111. PERSONNEL SERVICES DIVISION.**~~

932 ~~The Personnel Services Division is supervised by a Battalion Chief and is responsible for:~~

- 933 ~~(1) Managing the physical exam program for firefighters;~~
- 934 ~~(2) Managing the industrial injury program for firefighters;~~
- 935 ~~(3) Managing the physical fitness program for firefighters; and~~
- 936 ~~(4) Managing the Critical Incident Debriefing process for firefighters.~~

937 ~~(Ord. No. 99-42 Repealed & Replaced 07/02/1999)~~

938 ~~**3-5-112. EMERGENCY MANAGEMENT DIVISION.**~~

939 ~~The Emergency Management Division is supervised by the Fire Chief and shall act as an extension~~
940 ~~of the functions of the City Manager to identify, mitigate, prepare for, and respond to, crisis~~
941 ~~situations. The Emergency Management Division shall administer and develop an emergency~~
942 ~~operations plan and resources that will provide the City with an integrated multi-hazard approach~~
943 ~~to dealing with the known hazards within the community.~~

944 ~~(Ord. No. 99-42 Repealed & Replaced 07/02/1999)~~

945 ~~3-5-113. HAZARDOUS CHEMICAL LOCAL EMERGENCY PLANNING~~
946 ~~COMMITTEE.~~

947 ~~The West Valley City Hazardous Chemical Local Emergency Planning Committee (“LEPC”) is~~
948 ~~established for the purposes of carrying out the requirements of the Emergency Planning and~~
949 ~~Community Right to Know Act (“EPCRA”).~~

950 ~~(Ord. No. 99-42 Repealed & Replaced 07/02/1999)~~

951 **CHAPTER 3-6**
952 **LAW DEPARTMENT**

953 Sections:

954 ~~3-6-101 Duties of City Attorney.~~

955 ~~3-6-102 Law Department Divisions.~~

956 ~~3-6-103 Civil Division.~~

957 ~~3-6-104 Enforcement Division.~~

958 ~~3-6-105 Division of Risk Management.~~

959 ~~3-6-106 Recodified.~~

960 ~~3-6-107 Correction of Technical Errors to City Code.~~

961 ~~3-6-101. DUTIES OF CITY ATTORNEY.~~

962 ~~The City Attorney shall enforce all laws, act as legal advisor to the City, administer the Victim~~
963 ~~Services Program, oversee risk management for the City, and act to protect the legal interests of~~
964 ~~the City.~~

965 ~~(Ord. No. 99-42 Repealed & Replaced 07/02/1999)~~

966 ~~3-6-102. LAW DEPARTMENT DIVISIONS.~~

967 ~~The Law Department consists of the City Attorney and such other subordinates as may be~~
968 ~~authorized from time to time. The Law Department is divided into the Civil Division, the~~
969 ~~Enforcement Division, and the Division of Risk Management.~~

970 ~~(Ord. No. 99-42 Repealed & Replaced 07/02/1999)~~

971 ~~3-6-103. CIVIL DIVISION.~~

972 ~~The Civil Division is supervised by the City Attorney and shall:~~

973 ~~(1) Advise the City Manager or any City officer, when requested, on all legal questions~~
974 ~~arising in the conduct of City business.~~

975 ~~(2) Prepare or revise ordinances when so requested by the City Council, any committee or~~
976 ~~commission thereof, or the City Manager.~~

977 ~~(3) Give opinions, orally or in writing, upon any legal matter or question submitted by any~~
978 ~~City officer.~~

979 ~~(4) Attend Council meetings as assigned by the City Manager for the purpose of giving the~~
980 ~~City Council and City Manager legal advice.~~

981 ~~(5) Prepare for execution all contracts and instruments to which the City is a party and~~
982 ~~approve as to form all contracts, legal instruments, and bonds.~~

983 ~~(6) Defend all City officials and employees in any court when authorized to do so by state~~
984 ~~law, City ordinance, or City resolution.~~

985 ~~(7) Have the power to adjust, settle, compromise, or submit to arbitration or mediation any~~
986 ~~action, causes of action, accounts, debts, claims, demands, disputes, and matters in favor of or~~
987 ~~against the City or in which the City is concerned as a party, now existing or which may~~
988 ~~hereafter arise, when it is not covered by any City insurance policy and upon approval of the~~
989 ~~City Manager.~~

990 ~~(8) Handle personnel matters, including City representation before the Employee Discipline~~
991 ~~Hearing Officer.~~

992 ~~(9) Report the outcome of any litigation in which the City has an interest to the City Manager.~~

993 ~~(10) Periodically report to the City Manager all pending litigation and the condition thereof~~
994 ~~in which the City has an interest.~~

995 ~~(11) Have charge of all legal services auxiliary to City Council action in connection with the~~
996 ~~appropriating of property to public use and in the levying of assessments.~~

997 ~~(Ord. No. 99-42 Repealed & Replaced 07/02/1999; Ord. No. 14-32 Amended 07/24/2014)~~

998 ~~3-6-104. — ENFORCEMENT DIVISION.~~

999 ~~The Enforcement Division is supervised by the Enforcement Division Supervisor, who may also~~
1000 ~~use the title of City Prosecutor, and shall:~~

1001 ~~(1) Prepare civil and criminal charges and complaints against, and appear in the appropriate~~
1002 ~~Court or administrative proceedings in the prosecution or enforcement of, every person~~
1003 ~~charged with the violation of a City ordinance or a state law which city attorneys have the~~
1004 ~~authority to enforce.~~

1005 ~~(2) Exercise, as directed and delegated by the City Attorney, all prosecutorial powers~~
1006 ~~conferred upon city attorneys by state law.~~

1007 ~~(3) Serve as legal advisor to the City departments and divisions delegated the responsibility~~
1008 ~~to enforce violations of the law, including the Police Department, the Fire Department, the~~
1009 ~~Ordinance Enforcement Division, and the Business Licensing Division.~~

1010 ~~(4) Bring actions to collect fines, penalties imposed, and unpaid debts to the City and the~~
1011 ~~Housing Authority.~~

1012 ~~(5) Oversee the Victim Services Office, which is supervised by the Victim Services~~
1013 ~~Administrator and which shall:~~

1014 ~~a. Inform victims of their rights under the law.~~

1015 ~~b. Contact victims of crime to provide resources, information, and support and~~
1016 ~~encouragement throughout the judicial process.~~

1017 ~~c. Assist victims in obtaining protective orders.~~

1018 ~~d. Attend court with victims or for victims to advocate for them during court hearings.~~

1019 ~~(6) Oversee the service of legal process, investigations and any other positions deemed~~
1020 ~~necessary by the City Attorney to carry out the powers and responsibilities outlined in this~~
1021 ~~Chapter.~~

1022 ~~(Ord. No. 99-42 Repealed & Replaced 07/02/1999; Ord. No. 00-57 Amended 10/17/2000)~~

1023 ~~3-6-105. — DIVISION OF RISK MANAGEMENT.~~

1024 ~~The Division of Risk Management is supervised by the Deputy City Attorney and shall:~~

1025 (1) ~~Provide for City liability insurance, workers' compensation insurance, property~~
1026 ~~insurance, and other insurance programs as needed.~~

1027 (2) ~~Establish and administer risk management programs for the City.~~

1028 (3) ~~Coordinate any self-insurance program approved by the City Council and City Manager.~~

1029 (4) ~~Receive and process claims and lawsuits according to procedures established by the City~~
1030 ~~Attorney.~~

1031 (Ord. No. 99-42 Repealed & Replaced 07/02/1999; Ord. No. 00-57 Amended 10/17/2000)

1032 ~~3-6-106. RECODIFIED.~~

1033 (Ord. No. 00-57 Recodified 10/17/2000)

1034 ~~3-6-107. CORRECTION OF TECHNICAL ERRORS TO CITY CODE.~~

1035 The City Attorney is authorized to ~~correct technical errors and make other minor changes to the~~
1036 ~~West Valley City Code, including:~~

1037 (1) ~~Adopting a uniform system of punctuation;~~

1038 (2) ~~Eliminating duplication and the repeal of laws directly or by implication, including~~
1039 ~~renumbering when necessary;~~

1040 (3) ~~Correcting defective or inconsistent section and paragraph structure arrangement of the~~
1041 ~~subject matter of existing statutes;~~

1042 (4) ~~Eliminating all obsolete and redundant words;~~

1043 (5) ~~Correcting obvious errors and inconsistencies, including those involving punctuation,~~
1044 ~~capitalization, cross-references, numbering, and wording;~~

1045 (6) ~~Changing the boldface to more accurately reflect the substance of each section, part,~~
1046 ~~chapter, or title; and~~

1047 (7) ~~Merging or determining priority of any amendments, enactments, or repealers to the same~~
1048 ~~code provisions that are passed by the City Council.~~

1049 (Ord. No. 99-42 Repealed & Replaced 07/02/1999)

1050

CHAPTER 3-7

1051

PARKS AND RECREATION DEPARTMENT

1052 Sections:

1053 ~~3-7-101 — Duties of Parks and Recreation Director.~~

1054 ~~3-7-102 — Parks and Recreation Department Divisions.~~

1055 ~~3-7-103 — Park Operation and Maintenance Division.~~

1056 ~~3-7-104 — Harman Home Senior Center.~~

1057 ~~3-7-105 — The Ridge Golf Club.~~

1058 ~~3-7-106 — Events, Promotions, and Marketing Division.~~

1059 ~~3-7-107 — Fitness Center and Recreation Division.~~

1060 ~~3-7-108 — Maverik Center Parking Division.~~

1061 ~~3-7-109 — Stonebridge Golf Course.~~

1062 ~~3-7-101. — DUTIES OF PARKS AND RECREATION DIRECTOR.~~

1063 The Parks and Recreation Department is supervised by the Parks and Recreation Director. The
1064 Parks and Recreation Director is responsible for matters relating to the planning, developing,
1065 constructing, operating, maintaining, and use of public parks, senior centers, golf courses,
1066 recreation centers, recreational activities, special events, and other leisure activities. The Director
1067 shall also be a member of, or assign a person to, the Parks and Recreation Advisory Committee
1068 and the West Valley Arts Council.

1069 (Ord. No. 99-42 Repealed & Replaced 07/02/1999)

1070 ~~3-7-102. — PARKS AND RECREATION DEPARTMENT DIVISIONS.~~

1071 The Parks and Recreation Department is divided into the Park Operation and Maintenance
1072 Division; the Harman Home Senior Center; The Ridge Golf Club; Stonebridge Golf Course; the
1073 Events, Promotions, and Marketing Division; the Fitness Center and Recreation Division; and the
1074 Maverik Center Parking Division.

1075 (Ord. No. 99-42 Repealed & Replaced 07/02/1999)

1076 ~~3-7-103.~~ ——— ~~PARK OPERATION AND MAINTENANCE DIVISION.~~

1077 ~~The responsibilities of the Park Operation and Maintenance Division include:~~

1078 ~~(1) Maintaining all City parks and other landscaped properties owned by the City.~~

1079 ~~(2) Maintaining all undeveloped City park properties.~~

1080 ~~(3) Maintaining the landscaping at the Hale Centre Theatre.~~

1081 ~~(4) Handling park reservations.~~

1082 ~~(5) Supporting and carrying out special and recreational events.~~

1083 ~~(6) Beautifying City properties.~~

1084 ~~(Ord. No. 99-42 Repealed & Replaced 07/02/1999)~~

1085 ~~3-7-104.~~ ——— ~~HARMAN HOME SENIOR CENTER.~~

1086 ~~The responsibilities of the Harman Home Senior Center include:~~

1087 ~~(1) Serving as a place for senior citizens to gather and participate in special programs and~~
1088 ~~activities.~~

1089 ~~(2) Providing and offering programs to senior citizens.~~

1090 ~~(3) Striving to provide an outlet for the “Older American Act Benefits” to senior citizens.~~

1091 ~~(Ord. No. 99-42 Repealed & Replaced 07/02/1999)~~

1092 ~~3-7-105.~~ ——— ~~THE RIDGE GOLF CLUB.~~

1093 ~~The responsibilities of The Ridge Golf Club include:~~

1094 ~~(1) Providing public golf on an 18-hole championship golf course.~~

1095 ~~(2) Beautifying and managing the golf course.~~

1096 ~~(3) Providing the highest quality golf experience at the lowest price.~~

1097 ~~(4) Maintaining golf equipment and carts in the best manner possible.~~

1098 (5) ~~Providing customer service, with a full service pro shop and golf course.~~

1099 (~~Ord. No. 99-42 Repealed & Replaced 07/02/1999~~)

1100 ~~**3-7-106. EVENTS, PROMOTIONS, AND MARKETING DIVISION.**~~

1101 ~~The responsibilities of the Events, Promotions, and Marketing Division include:~~

1102 (1) ~~Promoting and marketing the Family Fitness Center and activities.~~

1103 (2) ~~Promoting and marketing events, games, sports, festivals, and other events as needed.~~

1104 (3) ~~Assisting other Parks and Recreation divisions with events and promotions.~~

1105 (~~Ord. No. 99-42 Repealed & Replaced 07/02/1999~~)

1106 ~~**3-7-107. FITNESS CENTER AND RECREATION DIVISION.**~~

1107 ~~The responsibilities of the Fitness Center and Recreation Division include:~~

1108 (1) ~~Providing valuable family-oriented fitness and recreational facilities and programs.~~

1109 (2) ~~Enhancing the quality of life for all West Valley City residents, regardless of age or~~
1110 ~~ability, by maximizing learning opportunities through leisure experiences.~~

1111 (3) ~~Providing a safe environment in which all residents will feel welcome and secure.~~

1112 (4) ~~Establishing strong programming, including fitness, recreational/cooperative,~~
1113 ~~competitive, and instructional-based formats.~~

1114 (~~Ord. No. 99-42 Repealed & Replaced 07/02/1999~~)

1115 ~~**3-7-108. MAVERIK CENTER PARKING DIVISION.**~~

1116 ~~The Maverik Center Parking Division is responsible for maintaining and operating the Maverik~~
1117 ~~Center parking facilities.~~

1118 (~~Ord. No. 99-42 Repealed & Replaced 07/02/1999~~)

1119 ~~3-7-109. — STONEBRIDGE GOLF COURSE.~~

1120 ~~The responsibilities of the Stonebridge Golf Course include:~~

1121 ~~(1) Providing public golf on a 27 hole championship golf course.~~

1122 ~~(2) Beautifying and managing the golf course.~~

1123 ~~(3) Providing the highest quality golf experience at the lowest price.~~

1124 ~~(4) Maintaining golf equipment and carts in the best manner possible.~~

1125 ~~(5) Providing customer service, with a full service pro shop and golf course.~~

1126 ~~(Ord. No. 03-43 Enacted 05/20/2003)~~

1127 **CHAPTER 3-8**
1128 **POLICE DEPARTMENT**

1129 Sections:

1130 ~~3-8-101 — Duties of the Chief of Police.~~

1131 ~~3-8-102 — Police Department Structure.~~

1132 ~~3-8-103 — Office of the Chief of Police.~~

1133 ~~3-8-104 — Uniform Services Bureau.~~

1134 ~~3-8-105 — Support Services Bureau.~~

1135 ~~3-8-106 — Service of Legal Papers.~~

1136 ~~3-8-101. — DUTIES OF THE CHIEF OF POLICE.~~

1137 ~~The Chief of Police directs the police work of the City, is responsible for the enforcement and~~
1138 ~~maintenance of law, and shall:~~

1139 ~~(1) With the advice and consent of the City Manager, appoint Deputy Chief(s) of Police, or~~
1140 ~~other command level officers to perform such duties as may be delegated to them by the Chief~~
1141 ~~of Police. The Deputy Chief(s) of Police shall serve as Acting Chief of Police in the absence,~~
1142 ~~or temporary incapacity of the Chief of Police to perform the duties of the office.~~

1143 ~~(2) Assign officers and civilian personnel to units in the Department, and make reassignments~~
1144 ~~as necessary.~~

1145 ~~(3) Ensure that each necessary function of police service required by law or directed by the~~
1146 ~~City Council and City Manager is carried out as prescribed.~~

1147 ~~(Ord. No. 99-42 Repealed & Replaced 07/02/1999; Ord. No. 00-12 Repealed & Replaced~~
1148 ~~02/24/2000)~~

1149 ~~**3-8-102. POLICE DEPARTMENT STRUCTURE.**~~

1150 ~~For the purpose of organizational efficiency and control, the Police Department is divided into~~
1151 ~~various units. These units may be reorganized from time to time to respond to the necessities of~~
1152 ~~the Department in order to carry out its mission. The primary operating units of the Department~~
1153 ~~are the Office of the Chief of Police, the Uniform Services Bureau, and the Support Services~~
1154 ~~Bureau. The Office of the Chief of Police heads all units.~~

1155 ~~(Ord. No. 99-42 Repealed & Replaced 07/02/1999; Ord. No. 00-12 Repealed & Replaced~~
1156 ~~02/24/2000)~~

1157 ~~**3-8-103. OFFICE OF THE CHIEF OF POLICE.**~~

1158 ~~The Office of the Chief of Police is supervised by the Chief of Police and shall have direct charge~~
1159 ~~of:~~

1160 ~~(1) Police Department budgets and related financial matters;~~

1161 ~~(2) Liaison activities;~~

1162 ~~(3) Technology development;~~

1163 ~~(4) Public relations;~~

1164 ~~(5) Preparation of monthly and annual reports;~~

1165 ~~(6) Internal affairs matters; and~~

1166 ~~(7) Legal support.~~

1167 ~~(Ord. No. 99-42 Repealed & Replaced 07/02/1999; Ord. No. 00-12 Repealed & Replaced~~
1168 ~~02/24/2000)~~

1169 ~~3-8-104.~~ ~~UNIFORM SERVICES BUREAU.~~

1170 ~~The Uniform Services Bureau shall have charge of:~~

1171 ~~(1) Patrol, traffic, and community oriented policing, handling the initial investigations and~~
1172 ~~calls for service;~~

1173 ~~(2) Dispatch and communications support;~~

1174 ~~(3) Child safety programs;~~

1175 ~~(4) Community relations programs;~~

1176 ~~(5) Central complaint desk;~~

1177 ~~(6) Chaplain program;~~

1178 ~~(7) Training; and~~

1179 ~~(8) Reserve officer program.~~

1180 ~~(Ord. No. 99-42 Repealed & Replaced 07/02/1999; Ord. No. 00-12 Repealed & Replaced~~
1181 ~~02/24/2000)~~

1182 ~~3-8-105.~~ ~~SUPPORT SERVICES BUREAU.~~

1183 ~~The Support Services Bureau shall have responsibility for:~~

1184 ~~(1) School resource programs;~~

1185 ~~(2) Maintenance of police records;~~

1186 ~~(3) Investigation of crimes;~~

1187 ~~(4) Liquor control, vice, and narcotics investigations;~~

1188 ~~(5) Evidence collection;~~

1189 ~~(6) Custody of property and evidence;~~

1190 ~~(7) Forensic analysis;~~

1191 ~~(8) The preparation of evidence for the prosecution of criminal cases; and~~

1217 ~~the Fleet Management Division, the Public Facilities Division, and the Sanitation Division, and~~
1218 ~~the Transportation Division.~~

1219 ~~(Ord. No. 99-42 Repealed & Replaced 07/02/1999; Ord. No. 06-37 Amended 06/06/2006; Ord.~~
1220 ~~No. 07-33 Amended 05/15/2007; Ord. No. 07-57 Amended 09/18/2007)~~

1221 **~~3-9-103. ENGINEERING DIVISION.~~**

1222 ~~The Engineering Division is supervised by the City Engineer and shall:~~

1223 ~~(1) Perform and/or supervise the performance of all engineering services for the Public~~
1224 ~~Works Department and for such other departments of the City as may from time to time require~~
1225 ~~such services.~~

1226 ~~(2) Inspect or supervise the inspection of work involving the construction of streets,~~
1227 ~~sidewalks, curbs, gutters, rights-of-way, drainage facilities, traffic control devices, and all~~
1228 ~~other public improvements.~~

1229 ~~(3) Serve as the office of records for all maps, plans, plats, profiles, drawings, final estimates,~~
1230 ~~specifications, and copies of contracts which in any way relate to the public improvements~~
1231 ~~and engineering affairs of the City and be custodian of all drawings and documents above-~~
1232 ~~mentioned.~~

1233 ~~(4) Provide for planning and engineering of flood control facilities, including channels,~~
1234 ~~ditches, open drains, and storm drains which are included in the flood control system or~~
1235 ~~designated by the Public Works Director or City Manager as having a public interest.~~

1236 ~~(Ord. No. 99-42 Repealed & Replaced 07/02/1999)~~

1237 **~~3-9-104. OPERATIONS DIVISION.~~**

1238 ~~The Division is supervised by the Operations Manager and shall:~~

1239 ~~(1) Maintain all City streets, and rights-of-way in a safe and attractive condition and provide~~
1240 ~~for their repair and maintenance.~~

1241 ~~(2) Provide for the removal of snow and other hazards from City streets.~~

1242 ~~(3) Provide for an ongoing maintenance program and direct the cleaning and maintenance of~~

1243 natural channels, ditches, open drains, and storm drains which are included in the storm
1244 drainage and flood control system.

1245 (~~Ord. No. 99-42 Repealed & Replaced 07/02/1999; Ord. No. 07-33 Amended 05/15/2007; Ord.~~
1246 ~~No. 07-57 Amended 09/18/2007)~~)

1247 ~~**3-9-105. FLEET MANAGEMENT DIVISION.**~~

1248 ~~The Fleet Management Division is supervised by the Fleet Manager and shall:~~

1249 ~~(1) Develop and implement a Fleet Management Policy, as approved by the City Manager.~~

1250 ~~(2) Be responsible for the management of all City vehicles and equipment, including~~
1251 ~~maintenance, replacement, disposal, licensing, and issuing fuel cards.~~

1252 ~~(3) In cooperation with each City department, determine the most appropriate vehicle for~~
1253 ~~each approved use. Prepare and maintain a list of approved vehicles for each use.~~

1254 ~~(4) Oversee the operation of the Fleet Maintenance Facility.~~

1255 (~~Ord. No. 99-42 Repealed & Replaced 07/02/1999; Ord. No. 06-37 Amended 06/06/2006)~~)

1256 ~~**3-9-106. PUBLIC FACILITIES DIVISION.**~~

1257 ~~The Public Facilities Division is supervised by the Public Facilities Manager and shall be~~
1258 ~~responsible for the management, maintenance, and operation of all municipal buildings and other~~
1259 ~~public facility properties.~~

1260 (~~Ord. No. 99-42 Repealed & Replaced 07/02/1999)~~)

1261 ~~**3-9-107. SANITATION DIVISION.**~~

1262 ~~The Sanitation Division is supervised by the Operations Manager and shall be responsible for the~~
1263 ~~collection and disposal of garbage and rubbish placed on the curb by residents on assigned days.~~

1264 (~~Ord. No. 99-42 Repealed & Replaced 07/02/1999; Ord. No. 07-33 Amended 05/15/2007)~~)

1265 ~~3-9-108. — TRANSPORTATION DIVISION.~~

1266 The Transportation Division is supervised by the Transportation Engineer and shall be responsible
1267 for the transportation planning, traffic engineering, traffic signal maintenance and operation,
1268 pavement markings and street lighting.

1269 (Ord. No. 07-57 Enacted 09/18/2007)

1270 **CHAPTER 3-10**
1271 **ADMINISTRATIVE ADVISORY ORGANIZATIONS**

1272 Sections:

1273 ~~3-10-100P~~

1274 ~~Part 1—Administrative Advisory Organizations~~

1275 ~~3-10-101—Creation.~~

1276 ~~3-10-102—Membership.~~

1277 ~~3-10-103—Duties.~~

1278 ~~3-10-200P~~

1279 ~~Part 2—Volunteer Advisory Committee~~

1280 ~~3-10-201—Definitions.~~

1281 ~~3-10-202—Volunteer Advisory Committee.~~

1282 ~~3-10-203—Duties.~~

1283 ~~3-10-204—Status.~~

1284 ~~3-10-205—Status of Community Service Workers.~~

1285 ~~3-10-206—Expenses.~~

1286 ~~3-10-207—Credit.~~

1287 ~~3-10-208—Conflict of Interest.~~

1288 ~~3-10-300P~~

1289 ~~Part 3—Parks and Recreation Advisory Committee~~

1290 ~~3-10-301—Members.~~

1291 ~~3-10-302—Duties.~~

1292 ~~3-10-303—Length of Terms.~~

1293 ~~3-10-304—Officers.~~

1294 ~~3-10-305—Policies and Procedures.~~

1295 ~~3-10-306—Funds.~~

1296 ~~3-10-400P~~

- 1297 **Part 4—Youth City Council**
- 1298 ~~3-10-401—Youth City Council.~~
- 1299 ~~3-10-402—Purpose.~~
- 1300 ~~3-10-403—Length of Terms.~~
- 1301 ~~3-10-404—Officers.~~
- 1302 ~~3-10-405—Bylaws.~~
- 1303 ~~3-10-406—Operations.~~
- 1304 **~~3-10-500P~~**
- 1305 **Part 5—West Valley City Clean and Beautiful Committee**
- 1306 ~~3-10-501—West Valley City Clean and Beautiful Committee.~~
- 1307 ~~3-10-502—Purpose.~~
- 1308 ~~3-10-503—Length of Terms.~~
- 1309 ~~3-10-504—Officers.~~
- 1310 ~~3-10-505—Bylaws.~~
- 1311 ~~3-10-506—Operations.~~
- 1312 **~~3-10-600P~~**
- 1313 **Part 6—Healthy West Valley Committee**
- 1314 ~~3-10-601—Healthy West Valley Committee.~~
- 1315 ~~3-10-602—Purpose.~~
- 1316 ~~3-10-603—Operations.~~
- 1317 **~~3-10-700P~~**
- 1318 ***Part 7—Repealed***
- 1319 ~~*3-10-701—Repealed.*~~
- 1320 ~~*3-10-702—Repealed.*~~
- 1321 ~~*3-10-703—Repealed.*~~
- 1322 ~~*3-10-704—Repealed.*~~
- 1323 ~~*3-10-705—Repealed.*~~
- 1324 **~~3-10-800P~~**
- 1325 ***Part 8—Repealed***
- 1326 ~~*3-10-801—Repealed.*~~
- 1327 ~~*3-10-802—Repealed.*~~
- 1328 ~~*3-10-803—Repealed.*~~
- 1329 ~~*3-10-804—Repealed.*~~
- 1330 **~~3-10-900P~~**
- 1331 ***Part 9—Repealed***
- 1332 ~~*3-10-901—Repealed.*~~

- 1333 ~~3-10-902~~ — *Repealed.*
- 1334 ~~3-10-903~~ — *Repealed.*
- 1335 ~~3-10-904~~ — *Repealed.*
- 1336 **3-10-1000P**
- 1337 **Part 10 — West Valley City Sister City Committee**
- 1338 ~~3-10-1001~~ — *West Valley City Sister City Committee.*
- 1339 ~~3-10-1002~~ — *Purpose.*
- 1340 ~~3-10-1003~~ — *Governance.*
- 1341 ~~3-10-1004~~ — *Operations.*
- 1342 **3-10-1100P**
- 1343 **Part 1100 — Repealed**
- 1344 ~~3-10-1101~~ — *Repealed.*
- 1345 ~~3-10-1102~~ — *Repealed.*
- 1346 ~~3-10-1103~~ — *Repealed.*
- 1347 ~~3-10-1104~~ — *Repealed.*
- 1348 **3-10-1200P**
- 1349 **Part 1200 — Advisory Board Governance**
- 1350 ~~3-10-1201~~ — *Application.*
- 1351 ~~3-10-1202~~ — *Purpose.*
- 1352 ~~3-10-1203~~ — *Meetings.*
- 1353 ~~3-10-1204~~ — *Elections.*
- 1354 ~~3-10-1205~~ — *Duties of Officers.*
- 1355 ~~3-10-1206~~ — *Removal or Resignation.*
- 1356 ~~3-10-1207~~ — *Voting.*
- 1357 ~~3-10-1208~~ — *Property of the City.*
- 1358 ~~3-10-1209~~ — *Dissolving an Administrative Advisory Organization.*
- 1359 ~~3-10-1210~~ — *Continued Eligibility to Serve on an Administrative Advisory Organization.*
- 1360 ~~3-10-1211~~ — *Funding for Advisory Organizations.*
- 1361 **3-10-1300P**
- 1362 **Part 13 — Audit Review Committee**
- 1363 ~~3-10-1301~~ — *Members.*
- 1364 ~~3-10-1302~~ — *Duties.*
- 1365 ~~3-10-1303~~ — *Length of Terms.*
- 1366 ~~3-10-1304~~ — *Officers.*
- 1367 ~~3-10-1305~~ — *Funds.*
- 1368 **3-10-1400P**

1369 ***Part 14—Repealed***
1370 ***3-10-1401—Repealed.***
1371 ***3-10-1402—Repealed.***
1372 ***3-10-1403—Repealed.***

1373 **3-10-100P**

1374 **~~PART 1—ADMINISTRATIVE ADVISORY ORGANIZATIONS~~**

1375 **~~3-10-101.— CREATION.~~**

1376 ~~Administrative Advisory Committees may be created by the City Manager as may be needed from~~
1377 ~~time to time.~~

1378 ~~(Ord. No. 99-42 Repealed & Replaced 07/02/1999)~~

1379 **~~3-10-102.— MEMBERSHIP.~~**

1380 ~~Each Committee created herein shall be composed of appropriate numbers of members, unless~~
1381 ~~state statute or City ordinance requires a specific number. Committee members shall be appointed~~
1382 ~~and subject to removal and/or sunset by the City Manager.~~

1383 ~~(Ord. No. 99-42 Repealed & Replaced 07/02/1999)~~

1384 **~~3-10-103.— DUTIES.~~**

1385 ~~Each Committee created herein shall act as an advisory group to the City Manager regarding the~~
1386 ~~matters within its field and any specific problems referred to it by ordinance, resolution, or by the~~
1387 ~~City Manager.~~

1388 ~~(Ord. No. 99-42 Repealed & Replaced 07/02/1999)~~

1389 ~~3-10-200P~~

1390 ~~PART 2—VOLUNTEER ADVISORY COMMITTEE~~

1391 ~~3-10-201.——DEFINITIONS.~~

1392 (1) ~~“Volunteer” means any person who donates approved services without pay or other~~
1393 ~~compensation except expenses actually and reasonably incurred as approved by the City.~~
1394 ~~“Volunteer” does not include community service workers.~~

1395 (2) ~~“Community Service Worker” means any person who has been convicted of a criminal~~
1396 ~~offense, any youth who has been adjudged delinquent, or any person or youth who has been~~
1397 ~~diverted from the criminal or juvenile justice system and who performs a public service for an~~
1398 ~~agency as a condition of the person’s or youth’s sentence, diversion, probation, or parole.~~

1399 (Ord. No. 99-42 Repealed & Replaced 07/02/1999)

1400 ~~3-10-202.——VOLUNTEER ADVISORY COMMITTEE.~~

1401 ~~The City Manager shall establish a Volunteer Advisory Committee pursuant to Chapter 3-2 of the~~
1402 ~~West Valley City Code.~~

1403 (Ord. No. 99-42 Repealed & Replaced 07/02/1999)

1404 ~~3-10-203.——DUTIES.~~

1405 ~~The Volunteer Advisory Committee shall:~~

1406 (1) ~~Encourage volunteerism and be responsible for the promotion of optimum use of~~
1407 ~~volunteers within City government;~~

1408 (2) ~~Develop a unified policy for the operation of volunteer programs;~~

1409 (3) ~~Coordinate with the Administrative Services Director those documents and information~~
1410 ~~that should be contained in the volunteer’s personnel file.~~

1411 (4) ~~Identify special projects where the use of volunteer services is particularly appropriate~~
1412 ~~and/or essential, and recommend implementation of such projects;~~

- 1413 ~~(5) Monitor compliance with established standards, including appropriate recognition;~~
- 1414 ~~(6) Request and receive statistical and program reports from volunteer programs annually or~~
1415 ~~more frequently, if necessary;~~
- 1416 ~~(7) Evaluate City volunteer programs and recommend future direction of such programs;~~
- 1417 ~~(8) Assist departments in identifying volunteer resources for special projects;~~
- 1418 ~~(9) If requested by the City Manager, establish a program for the use of community service~~
1419 ~~workers.~~

1420 ~~(Ord. No. 99-42 Repealed & Replaced 07/02/1999)~~

1421 ~~**3-10-204. — STATUS.**~~

1422 ~~A volunteer, authorized by the City Manager, is considered an employee of the City only for the~~
1423 ~~purposes of:~~

- 1424 ~~(1) Receiving workers' compensation medical benefits, which shall be the exclusive remedy~~
1425 ~~for all injuries and occupational diseases as provided under Chapters 1 and 2, Title 35, Utah~~
1426 ~~Code Annotated;~~
- 1427 ~~(2) The operation of motor vehicles or equipment, if the volunteer is properly licensed to do~~
1428 ~~so; and~~
- 1429 ~~(3) Liability protection and indemnification normally afforded paid City employees.~~

1430 ~~(Ord. No. 99-42 Repealed & Replaced 07/02/1999)~~

1431 ~~**3-10-205. — STATUS OF COMMUNITY SERVICE WORKERS.**~~

1432 ~~A community service worker is considered a government employee for purposes of receiving~~
1433 ~~workers' compensation benefits, which shall be the exclusive remedy for all injuries and~~
1434 ~~occupational diseases as provided under Chapters 1 and 2, Title 35, Utah Code Annotated.~~

1435 ~~(Ord. No. 99-42 Repealed & Replaced 07/02/1999)~~

1436 ~~3-10-206. ——— EXPENSES.~~

1437 ~~Approved expenses for which volunteers may receive reimbursement include transportation,~~
1438 ~~meals, travel expenses, lodging, uniforms, and/or supplies. Such reimbursement is entirely~~
1439 ~~dependent upon the decision and resources of the individual City departments, with the appropriate~~
1440 ~~financial approvals pursuant to City ordinances and policies.~~

1441 ~~(Ord. No. 99-42 Repealed & Replaced 07/02/1999)~~

1442 ~~3-10-207. ——— CREDIT.~~

1443 ~~When prescribed by department management and certified as having participated in an approved~~
1444 ~~Volunteer Services Program, such volunteer service credit shall be recognized for determining~~
1445 ~~satisfaction of minimum qualification requirements for career service positions, as determined by~~
1446 ~~the Administrative Services Director.~~

1447 ~~(Ord. No. 99-42 Repealed & Replaced 07/02/1999)~~

1448 ~~3-10-208. ——— CONFLICT OF INTEREST.~~

1449 ~~Members of the Volunteer Advisory Committee, volunteers, and community service workers are~~
1450 ~~subject to conflict of interest provisions, as detailed in applicable sections of the Utah Code~~
1451 ~~Annotated and West Valley City ordinances.~~

1452 ~~(Ord. No. 99-42 Repealed & Replaced 07/02/1999)~~

1453 ~~3-10-300P~~

1454 ~~PART 3 — PARKS AND RECREATION ADVISORY COMMITTEE~~

1455 ~~3-10-301. ——— MEMBERS.~~

1456 ~~The City Manager is hereby authorized to create a Parks and Recreation Advisory Committee,~~
1457 ~~composed of up to nine members. The members shall be appointed by the City Manager, with the~~
1458 ~~advice and consent of the City Council.~~

1459 ~~The Parks and Recreation Advisory Committee shall be composed of one member from the West~~

1460 Valley City Council; two “at-large” members chosen from the citizenry of West Valley City; and
1461 six additional members selected from the citizenry of West Valley City at large or from such other
1462 groups or organizations, as deemed appropriate by the City Manager. Such groups or organizations
1463 may include the following: Valley West Chamber of Commerce and local sports organizations,
1464 including, but not limited to, Granger Little League Baseball, Hunter Bonnet Ball, Granger Little
1465 League Football, and Youth Soccer.

1466 (~~Ord. No. 99-42 Repealed & Replaced 07/02/1999; Ord. No. 04-60 Repealed & Replaced~~
1467 ~~12/20/2004; Ord. No. 18-41 Amended 10/16/2018~~)

1468 **~~3-10-302. — DUTIES.~~**

1469 ~~Duties of the Parks and Recreation Advisory Committee shall include the following:~~

1470 ~~(1) Recommend park development plans to the City Manager; and~~

1471 ~~(2) Recommend recreation program plans to the City Manager.~~

1472 (~~Ord. No. 99-42 Repealed & Replaced 07/02/1999; Ord. No. 04-60 Repealed & Replaced~~
1473 ~~12/20/2004~~)

1474 **~~3-10-303. — LENGTH OF TERMS.~~**

1475 ~~The initial term of each member of the Parks and Recreation Advisory Committee shall be~~
1476 ~~determined by the City Manager, upon the advice and consent of the City Council, subject to the~~
1477 ~~following:~~

1478 ~~(1) Three members of the Committee shall serve an initial term of one year.~~

1479 ~~(2) Three members of the Committee shall serve an initial term of two years.~~

1480 ~~(3) Three members of the Committee shall serve an initial term of three years.~~

1481 ~~Thereafter, each appointment to the Committee shall be for a term of three years.~~

1482 ~~The City Manager, with the advice and consent of the City Council, may reappoint members~~
1483 ~~for additional terms. Should a vacancy in the Committee occur, nominees for membership~~
1484 ~~may be solicited and recommended to the City Manager after notification of the vacancy.~~

1485 (~~Ord. No. 99-42 Repealed & Replaced 07/02/1999; Ord. No. 04-60 Repealed & Replaced~~

1486 12/20/2004)

1487 **3-10-304. OFFICERS.**

1488 The City Manager, with the advice and consent of the City Council, shall annually appoint one
1489 member of the Parks and Recreation Advisory Committee to serve as chairperson.

1490 Election of additional officers, as the Committee may deem necessary, shall be held as provided
1491 in the Parks and Recreation Advisory Committee policies and procedures.

1492 (~~Ord. No. 99-42 Repealed & Replaced 07/02/1999; Ord. No. 04-60 Repealed & Replaced~~
1493 ~~12/20/2004)~~

1494 **3-10-305. POLICIES AND PROCEDURES.**

1495 (1) ~~The Parks and Recreation Advisory Committee shall establish and adopt policies and~~
1496 ~~procedures governing its operation and the conduct of its meetings. Upon adoption, said~~
1497 ~~policies and procedures shall be submitted to the City Manager for review and approval. The~~
1498 ~~policies and procedures become effective upon approval by the City Council.~~

1499 (2) ~~The Parks and Recreation Advisory Committee, upon its own initiative, may amend the~~
1500 ~~policies and procedures. Amendments to the policies and procedures shall be submitted to the~~
1501 ~~City Manager for approval, with the advice and consent of the City Council.~~

1502 (~~Ord. No. 99-42 Repealed & Replaced 07/02/1999; Ord. No. 04-60 Repealed & Replaced~~
1503 ~~12/20/2004)~~

1504 **3-10-306. FUNDS.**

1505 It is not the intent of the City Council that the Parks and Recreation Advisory Committee collect
1506 or disburse funds, or in any manner operate a budget. However, should it become necessary to
1507 collect or disburse funds or establish a budget, as determined by the City Manager, such funds
1508 shall be collected and disbursed and such budget shall be operated under the direction of the City
1509 Manager, within established accounting and budget procedures as provided by state law and City
1510 ordinance.

1511 (~~Ord. No. 99-42 Repealed & Replaced 07/02/1999; Ord. No. 04-60 Repealed & Replaced~~
1512 ~~12/20/2004)~~

1513 ~~3-10-400P~~

1514 ~~PART 4—YOUTH CITY COUNCIL~~

1515 ~~3-10-401. — YOUTH CITY COUNCIL.~~

1516 (1) ~~There is hereby created the West Valley City Youth City Council.~~

1517 (2) ~~The Youth City Council shall consist of a Youth Mayor, six Youth City Council~~
1518 ~~members, a Youth City Manager and a Youth City Recorder, who shall be appointed by the~~
1519 ~~City Manager with the advice and consent of the City Council.~~

1520 (3) ~~The Youth City Council shall have additional unlimited numbers of members serving as~~
1521 ~~Youth Department Heads, Committee Chairpersons and Committee Members, appointed by~~
1522 ~~the City Manager.~~

1523 (4) ~~The Youth City Council may create subcommittees and use volunteers who are not on~~
1524 ~~the Youth City Council to accomplish its purposes.~~

1525 (5) ~~Youths who reside or attend a senior high school in West Valley City shall be eligible to~~
1526 ~~apply for participation in the West Valley City Youth Council program.~~

1527 (~~Ord. No. 99-42 Repealed & Replaced 07/02/1999; Ord. No. 04-60 Repealed & Replaced~~
1528 ~~12/20/2004)~~

1529 ~~3-10-402. — PURPOSE.~~

1530 ~~The Youth City Council is created as an advisory body to the City to promote and provide an~~
1531 ~~opportunity for the youths of West Valley City to acquire a greater knowledge of and appreciation~~
1532 ~~for the political system of local government through active participation; and to obtain information~~
1533 ~~and assistance from the youths regarding planning and implementation of social, educational,~~
1534 ~~cultural and recreational activities for youths.~~

1535 (~~Ord. No. 99-42 Repealed & Replaced 07/02/1999; Ord. No. 04-60 Repealed & Replaced~~
1536 ~~12/20/2004)~~

1537 ~~3-10-403. — LENGTH OF TERMS.~~

1538 ~~(1) The term of appointment for a member is one year.~~

1539 ~~(2) Should a vacancy occur in the positions of Mayor, Council member, City Manager or~~
1540 ~~City Recorder, nominees may be solicited and recommended to the City Manager as soon as~~
1541 ~~possible after notification of the vacancy.~~

1542 ~~(Ord. No. 99-42 Repealed & Replaced 07/02/1999; Ord. No. 04-60 Repealed & Replaced~~
1543 ~~12/20/2004)~~

1544 ~~3-10-404. — OFFICERS.~~

1545 ~~(1) The Youth Mayor shall be the Chair of the Youth City Council, and shall be appointed~~
1546 ~~annually by the City Manager with the advice and consent of the City Council.~~

1547 ~~(2) The Youth City Recorder shall be the Secretary of the Youth City Council, shall be~~
1548 ~~appointed annually by the City Manager, and shall record all proceedings of the Youth City~~
1549 ~~Council meetings.~~

1550 ~~(3) The City Manager shall appoint a representative to the Youth City Council to be known~~
1551 ~~as the Youth City Council Advisor. The Youth City Council Advisor shall attend all meetings~~
1552 ~~of the Youth City Council and provide leadership and support to the program.~~

1553 ~~(4) Election and/or appointment of other officers may be held as provided in the bylaws.~~

1554 ~~(Ord. No. 99-42 Repealed & Replaced 07/02/1999; Ord. No. 04-60 Repealed & Replaced~~
1555 ~~12/20/2004)~~

1556 ~~3-10-405. — BYLAWS.~~

1557 ~~(1) The Youth City Council shall prepare bylaws and submit them to the City Council for~~
1558 ~~approval. The bylaws shall include times of and procedures for meetings, quorum and voting~~
1559 ~~requirements, purposes of the program, requirements for membership in the program, methods~~
1560 ~~for conducting business and meeting notice requirements.~~

1561 ~~(2) The Youth City Council, upon its own initiative, may propose amendments to the bylaws.~~
1562 ~~Such amendments shall be submitted to the City Manager for approval and submission to the~~
1563 ~~City Council for final approval.~~

1564 (~~Ord. No. 99-42 Repealed & Replaced 07/02/1999; Ord. No. 04-60 Repealed & Replaced~~
1565 ~~12/20/2004~~)

1566 ~~**3-10-406. OPERATIONS.**~~

1567 ~~(1) As allowed by this Chapter, the bylaws and other applicable law, and with the prior~~
1568 ~~approval of the City Manager, the Youth City Council may:~~

1569 ~~a. Assist the City Council and West Valley City departments in solving problems and~~
1570 ~~accomplishing goals in the community;~~

1571 ~~b. Take opportunities to acquire a greater knowledge of and appreciation for the political~~
1572 ~~system of local government through active participation in local government;~~

1573 ~~c. Inform City government officials regarding planning and implementing of social,~~
1574 ~~educational, cultural and recreational activities for youths;~~

1575 ~~d. Promote community pride by the development of activities, events and programs.~~

1576 ~~(2) Any collection and expenditure of funds by the Youth City Council shall be under the~~
1577 ~~direction of the City Manager and City Council pursuant to budgeting and accounting~~
1578 ~~procedures currently established by City ordinance and related policies, state law and other~~
1579 ~~applicable regulations.~~

1580 (~~Ord. No. 99-42 Repealed & Replaced 07/02/1999; Ord. No. 04-60 Repealed & Replaced~~
1581 ~~12/20/2004; Ord. No. 18-41 Amended 10/16/2018~~)

1582 ~~**3-10-500P**~~

1583 ~~**PART 5 - WEST VALLEY CITY CLEAN AND BEAUTIFUL COMMITTEE**~~

1584 ~~**3-10-501. WEST VALLEY CITY CLEAN AND BEAUTIFUL COMMITTEE.**~~

1585 ~~(1) There is hereby created the West Valley City Clean and Beautiful Committee.~~

1586 ~~(2) The West Valley City Clean and Beautiful Committee shall consist of up to thirteen (13)~~
1587 ~~resident members and two (2) staff members, who shall be appointed by the City Manager~~
1588 ~~with the advice and consent of the City Council.~~

1589 ~~(3) The West Valley City Clean and Beautiful Committee shall exist as of the date of the~~
1590 ~~enactment of this Chapter and shall continue as the Clean and Beautiful Committee under this~~
1591 ~~Chapter.~~

1592 ~~(4) The Clean and Beautiful Committee may create subcommittees and use volunteers who~~
1593 ~~are not on the Clean and Beautiful Committee to accomplish its purposes.~~

1594 ~~(Ord. No. 99-42 Repealed & Replaced 07/02/1999; Ord. No. 04-60 Renumbered 12/20/2004;~~
1595 ~~Ord. No. 09-07 Amended 03/16/2009. Formerly 3-10-701)~~

1596 ~~**3-10-502. — PURPOSE.**~~

1597 ~~The purpose of the Clean and Beautiful Committee shall be to promote public interest in the~~
1598 ~~general improvement of the appearance of West Valley City; to initiate, plan, direct, and coordinate~~
1599 ~~programs for the promotion of community pride and general beautification and improvement of~~
1600 ~~the physical quality of life in West Valley City.~~

1601 ~~(Ord. No. 99-42 Repealed & Replaced 07/02/1999; Ord. No. 04-60 Renumbered 12/20/2004;~~
1602 ~~Ord. No. 09-07 Amended 03/16/2009. Formerly 3-10-702)~~

1603 ~~**3-10-503. — LENGTH OF TERMS.**~~

1604 ~~(1) The term of appointment for a member is four years.~~

1605 ~~(2) Should a vacancy occur, nominees may be solicited and recommended to the City~~
1606 ~~Manager as soon as possible after notification of the vacancy.~~

1607 ~~(Ord. No. 99-42 Repealed & Replaced 07/02/1999; Ord. No. 04-60 Renumbered 12/20/2004.~~
1608 ~~Formerly 3-10-703)~~

1609 ~~**3-10-504. — OFFICERS.**~~

1610 ~~(1) The Chair of the Clean and Beautiful Committee shall be appointed annually by the City~~
1611 ~~Manager, with the advice and consent of the City Council.~~

1612 ~~(2) Election and appointment of other officers may be held as provided in the bylaws.~~

1613 ~~(Ord. No. 99-42 Repealed & Replaced 07/02/1999; Ord. No. 04-60 Renumbered 12/20/2004.~~

1614 Formerly 3-10-704)

1615 ~~3-10-505. BYLAWS.~~

1616 ~~Bylaws shall be proposed and submitted to the City Council by the City Manager for approval.~~
1617 ~~The bylaws shall include times of and procedures for meetings, quorum and voting requirements,~~
1618 ~~duties, methods for conducting business, meeting notice requirements, elections, and purposes of~~
1619 ~~the program.~~

1620 ~~(Ord. No. 99-42 Repealed & Replaced 07/02/1999; Ord. No. 04-60 Renumbered 12/20/2004.~~
1621 ~~Formerly 3-10-705)~~

1622 ~~3-10-506. OPERATIONS.~~

1623 ~~(1) As allowed by this Chapter, the bylaws and other applicable law, and with the prior~~
1624 ~~approval of the City Manager, the West Valley City Clean and Beautiful Committee may:~~

1625 ~~a. Plan, initiate, direct, and coordinate community wide efforts to achieve its goals.~~

1626 ~~b. Promote community pride through the development of activities, events, and~~
1627 ~~programs.~~

1628 ~~c. Make recommendations to the City Manager regarding measures which it deems~~
1629 ~~necessary to accomplish its objectives.~~

1630 ~~d. With prior City Council approval, solicit and accept donations and appropriations of~~
1631 ~~money, services, products, property, and facilities for expenditure and use by the~~
1632 ~~Committee for the accomplishment of its objectives.~~

1633 ~~(2) The collection and expenditure of funds by the Committee shall be under the direction of~~
1634 ~~the City Manager and City Council pursuant to budgeting and accounting procedures currently~~
1635 ~~established by City ordinance and related policies, state law and other applicable regulations.~~

1636 ~~(Ord. No. 99-42 Repealed & Replaced 07/02/1999; Ord. No. 04-60 Renumbered 12/20/2004;~~
1637 ~~Ord. No. 18-41 Amended 10/16/2018. Formerly 3-10-706)~~

1638 ~~3-10-600P~~

1639 ~~PART 6 — HEALTHY WEST VALLEY COMMITTEE~~

1640 ~~3-10-601. — HEALTHY WEST VALLEY COMMITTEE.~~

1641 ~~(1) There is hereby created the Healthy West Valley Committee.~~

1642 ~~(2) The Healthy West Valley Committee shall consist of community partners and two staff~~
1643 ~~members. Members shall be appointed by the City Manager to serve four-year terms with the~~
1644 ~~advice and consent of the City Council.~~

1645 ~~(3) The Healthy West Valley Committee shall exist as of the date of the enactment of this~~
1646 ~~Chapter and shall continue as the Healthy West Valley Committee under this Chapter.~~

1647 ~~(4) The Healthy West Valley Committee may create subcommittees and use volunteers who~~
1648 ~~are not on the Healthy West Valley Committee to accomplish its purposes.~~

1649 ~~(5) The chair of the Healthy West Valley Committee shall be appointed every other year by~~
1650 ~~the City Manager with the advice and consent of the City Council.~~

1651 ~~(Ord. No. 23-07 Enacted 03/28/2023)~~

1652 ~~3-10-602. — PURPOSE.~~

1653 ~~The purpose of the Healthy West Valley Committee shall be to act as a collaborative, multi-sector,~~
1654 ~~grassroots effort that works together to effectively:~~

1655 ~~(1) Promote and advocate for West Valley City community health and wellness;~~

1656 ~~(2) Identify and enhance the knowledge or the strength, needs, and assets of the community~~
1657 ~~as they relate to community health and wellness; and~~

1658 ~~(3) Serve as a connector for resources, programs and community as they relate to community~~
1659 ~~health and wellness.~~

1660 ~~(Ord. No. 23-07 Enacted 03/28/2023)~~

1661 ~~3-10-603. OPERATIONS.~~

1662 ~~(1) The Healthy West Valley Committee may:~~

1663 ~~a. Plan, initiate, direct, and coordinate community-wide efforts to achieve its goals.~~

1664 ~~b. Promote community wide health through the development of activities, events, and~~
1665 ~~programs.~~

1666 ~~c. Make recommendations to the City Manager regarding measures which it deems~~
1667 ~~necessary to accomplish its objectives.~~

1668 ~~d. With prior City Council approval, solicit and accept donations and appropriations of~~
1669 ~~money, services, and products for expenditure and use by the Committee for the~~
1670 ~~accomplishment of its objectives.~~

1671 ~~(2) The collection and expenditure of funds by the Committee shall be under the direction of~~
1672 ~~the City Manager and City Council pursuant to budgeting and accounting procedures currently~~
1673 ~~established by City ordinance and related policies, State law and other applicable regulations.~~

1674 ~~(3) The Healthy West Valley Committee shall operate in accordance with Part 3-10-1200P~~
1675 ~~of the West Valley City Municipal Code unless otherwise specified in this Part or in bylaws~~
1676 ~~approved by the Committee, the City Manager, and the City Council.~~

1677 ~~(Ord. No. 23-07 Enacted 03/28/2023)~~

1678 **3-10-700P**

1679 **PART 7—REPEALED**

1680 **3-10-701.——REPEALED.**

1681 (~~Ord. No. 04-60 Repealed & Replaced 12/20/2004; Ord. No. 18-41 Repealed 10/16/2018~~)

1682 **3-10-702.——REPEALED.**

1683 (~~Ord. No. 04-60 Repealed & Replaced 12/20/2004; Ord. No. 05-40 Amended 09/20/2005; Ord.~~
1684 ~~No. 18-41 Repealed 10/16/2018~~)

1685 **3-10-703.——REPEALED.**

1686 (~~Ord. No. 04-60 Repealed & Replaced 12/20/2004; Ord. No. 07-12 Amended 01/23/2007; Ord.~~
1687 ~~No. 10-13 Amended 05/07/2010; Ord. No. 18-41 Repealed 10/16/2018~~)

1688 **3-10-704.——REPEALED.**

1689 (~~Ord. No. 04-60 Repealed & Replaced 12/20/2004; Ord. No. 18-41 Repealed 10/16/2018~~)

1690 **3-10-705.——REPEALED.**

1691 (~~Ord. No. 04-60 Repealed & Replaced 12/20/2004; Ord. No. 05-40 Amended 09/20/2005; Ord.~~
1692 ~~No. 10-13 Amended 05/07/2010; Ord. No. 18-41 Repealed 10/16/2018~~)

1693 **3-10-800P**

1694 **PART 8—REPEALED**

1695 **3-10-801.——REPEALED.**

1696 (~~Ord. No. 04-60 Repealed & Replaced 12/20/2004; Ord. No. 10-13 Amended 05/07/2010; Ord.~~
1697 ~~No. 18-41 Repealed 10/16/2018)~~

1698 ~~**3-10-802. REPEALED.**~~

1699 (~~Ord. No. 04-60 Repealed & Replaced 12/20/2004; Ord. No. 18-41 Repealed 10/16/2018)~~

1700 ~~**3-10-803. REPEALED.**~~

1701 (~~Ord. No. 04-60 Repealed & Replaced 12/20/2004; Ord. No. 18-41 Repealed 10/16/2018)~~

1702 ~~**3-10-804. REPEALED.**~~

1703 (~~Ord. No. 04-60 Repealed & Replaced 12/20/2004; Ord. No. 10-13 Amended 05/07/2010; Ord.~~
1704 ~~No. 18-41 Repealed 10/16/2018)~~

1705 ~~**3-10-900P**~~

1706 ~~**PART 9 REPEALED**~~

1707 ~~**3-10-901. REPEALED.**~~

1708 (~~Ord. No. 04-60 Repealed & Replaced 12/20/2004; Ord. No. 10-13 Amended 05/07/2010; Ord.~~
1709 ~~No. 18-41 Repealed 10/16/2018)~~

1710 ~~**3-10-902. REPEALED.**~~

1711 (~~Ord. No. 04-60 Repealed & Replaced 12/20/2004; Ord. No. 18-41 Repealed 10/16/2018)~~

1712 ~~**3-10-903. REPEALED.**~~

1713 (~~Ord. No. 04-60 Repealed & Replaced 12/20/2004; Ord. No. 18-41 Repealed 10/16/2018)~~

1714 ~~3-10-904. — REPEALED.~~

1715 (~~Ord. No. 04-60 Repealed & Replaced 12/20/2004; Ord. No. 10-13 Amended 05/07/2010; Ord.~~
1716 ~~No. 18-41 Repealed 10/16/2018)~~

1717 ~~3-10-1000P~~

1718 ~~PART 10 — WEST VALLEY CITY SISTER CITY COMMITTEE~~

1719 ~~3-10-1001. — WEST VALLEY CITY SISTER CITY COMMITTEE.~~

1720 ~~(1) There is hereby created the West Valley City Sister City Committee.~~

1721 ~~(2) The Sister City Committee shall consist of up to 13 members, which shall be appointed~~
1722 ~~by the City Manager with the advice and consent of the City Council. Members shall serve~~
1723 ~~two (2) year terms.~~

1724 ~~(3) The Sister City Committee may create subcommittees and use volunteers who are not on~~
1725 ~~the Committee to accomplish its purposes.~~

1726 (~~Ord. No. 04-60 Enacted 12/20/2004; Ord. No. 10-13 Amended 05/07/2010)~~

1727 ~~3-10-1002. — PURPOSE.~~

1728 ~~The Sister City Committee is created as an advisory body to the City to:~~

1729 ~~(1) Establish and maintain Sister City relationships that provide at least one of the following~~
1730 ~~opportunities:~~

1731 ~~a. Economic development opportunities;~~

1732 ~~b. Cultural opportunities; or~~

1733 ~~c. Educational opportunities to both cities;~~

1734 ~~(2) Seek and evaluate the potential of new Sister City relationships and, when appropriate,~~
1735 ~~recommend such relationships to the City;~~

1736 ~~(3) Facilitate exchanges on an annual basis by hosting delegations from Sister Cities or~~

- 1737 sending delegations to Sister Cities;
- 1738 ~~(4) Increase cultural awareness, understanding, and opportunities for dialogue within the~~
1739 ~~City;~~
- 1740 ~~(5) Promote global education, cultural events, and international trade;~~
- 1741 ~~(6) Foster cultural, educational, governmental, technical, business, and humanitarian~~
1742 ~~activities and exchanges in furtherance of citizen-based international diplomacy;~~
- 1743 ~~(7) Coordinate with local educational institutions to increase interest in and awareness of~~
1744 ~~international cultural opportunities;~~
- 1745 ~~(8) Facilitate interactions between local governmental entities and business associations,~~
1746 ~~including chambers of commerce or similar organizations, to promote the activities of the~~
1747 ~~Sister City Committee and the economic development and cultural exchange opportunities~~
1748 ~~associated with the Committee;~~
- 1749 ~~(9) Secure funding to permit the sending and receiving of delegations to and from Sister~~
1750 ~~Cities; and~~
- 1751 ~~(10) Advocate for the free exchange of ideas and cultural programs across national~~
1752 ~~boundaries.~~

1753 ~~(Ord. No. 04-60 Enacted 12/20/2004; Ord. No. 18-21 Amended 06/12/2018)~~

1754 **~~3-10-1003. — GOVERNANCE.~~**

1755 ~~The Sister City Committee shall be governed and shall operate pursuant to the regulations set forth~~
1756 ~~in this Chapter.~~

1757 ~~(Ord. No. 04-60 Enacted 12/20/2004)~~

1758 **~~3-10-1004. — OPERATIONS.~~**

1759 ~~(1) As allowed by this Ordinance, the bylaws, and other applicable law, and with the prior~~
1760 ~~approval of the City Manager, the Sister City Committee may:~~

1761 ~~a. Seek out methods of maintaining appropriate Sister City relationships; and~~

- 1762 ~~b. — Serve as the liaison between the City and the Sister City; and~~
- 1763 ~~c. — Maintain the City’s membership in Sister Cities International; and~~
- 1764 ~~d. — Conduct other activities necessary to establish and operate a program to ensure~~
- 1765 ~~relationships with the Sister City; and~~
- 1766 ~~e. — Perform any other function that would further the goals of the City.~~

1767 ~~(2) — In addition to the fundraising efforts of the Sister City Committee, the City Council shall~~
1768 ~~appropriate funding for the Sister City Committee to utilize in furtherance of the goals set~~
1769 ~~forth in this Section. The collection and expenditure of funds by the Sister City Committee~~
1770 ~~shall be pursuant to budgeting and accounting procedures currently established by City~~
1771 ~~ordinance and related policies, state law and other applicable regulations.~~

1772 ~~(3) — The Sister City Committee shall report to the City Council concerning the Sister City’s~~
1773 ~~use of funds, activities, and any other matters as directed by the City Council at least annually~~
1774 ~~and before planning major exchanges.~~

1775 ~~(Ord. No. 04-60 Enacted 12/20/2004; Ord. No. 10-13 Amended 05/07/2010; Ord. No. 18-21~~
1776 ~~Amended 06/12/2018)~~

1777 ~~3-10-1100P~~

1778 ~~PART 1100—REPEALED~~

1779 ~~3-10-1101.—REPEALED.~~

1780 (~~Ord. No. 04-60 Enacted 12/20/2004; Ord. No. 10-13 Amended 05/07/2010; Ord. No. 18-41~~
1781 ~~Repealed 10/16/2018)~~

1782 ~~3-10-1102.—REPEALED.~~

1783 (~~Ord. No. 04-60 Enacted 12/20/2004; Ord. No. 18-41 Repealed 10/16/2018)~~

1784 ~~3-10-1103.—REPEALED.~~

1785 (~~Ord. No. 04-60 Enacted 12/20/2004; Ord. No. 18-41 Repealed 10/16/2018)~~

1786 ~~3-10-1104.—REPEALED.~~

1787 (~~Ord. No. 04-60 Enacted 12/20/2004; Ord. No. 10-13 Amended 05/07/2010; Ord. No. 18-41~~
1788 ~~Repealed 10/16/2018)~~

1789 ~~3-10-1200P~~

1790 ~~PART 1200—ADVISORY BOARD GOVERNANCE~~

1791 ~~3-10-1201.—APPLICATION.~~

1792 ~~All advisory boards created by this Chapter shall be governed by this Section. If the provisions of~~
1793 ~~this Section and any advisory board bylaws conflict, the provisions of this Section shall govern.~~

1794 (~~Ord. No. 04-60 Enacted 12/20/2004; Ord. No. 10-13 Amended 05/07/2010)~~

1795 ~~3-10-1202.~~ — ~~PURPOSE.~~

1796 ~~The purpose of these rules is to provide for a standard set of bylaws which govern all advisory~~
1797 ~~boards created by the City to ensure the proper governance of such boards.~~

1798 ~~(Ord. No. 04-60 Enacted 12/20/2004)~~

1799 ~~3-10-1203.~~ — ~~MEETINGS.~~

1800 ~~(1) All advisory boards shall hold a minimum of one regularly scheduled meeting per year.~~
1801 ~~A meeting schedule shall be set during the first meeting of the board and shall be provided to~~
1802 ~~the City Manager and to the City Recorder.~~

1803 ~~(2) In the event that an advisory board determines that additional meetings are necessary, the~~
1804 ~~meeting schedule shall be provided to the City Manager and City Recorder.~~

1805 ~~(3) The meeting schedule provided to the City Manager shall act as official notice to all~~
1806 ~~advisory board members.~~

1807 ~~(4) All meetings shall be conducted by the Chair of the advisory board.~~

1808 ~~(5) Written minutes of all meetings shall be kept. Such minutes shall include the date, time~~
1809 ~~and place of the meeting, the names of the members present, and absent, the substance of all~~
1810 ~~matters discussed or decided, a record of all votes taken and any other information a member~~
1811 ~~requests be entered into the minutes.~~

1812 ~~(6) All meetings shall conform to state law requirements.~~

1813 ~~(Ord. No. 04-60 Enacted 12/20/2004; Ord. No. 18-41 Amended 10/16/2018)~~

1814 ~~3-10-1204.~~ — ~~ELECTIONS.~~

1815 ~~(1) A chairperson shall be elected annually by the advisory board.~~

1816 ~~(2) Election of additional officers shall be held at the first annual meeting of the board.~~
1817 ~~Elections shall be by yea or nay and a majority of the board shall be required to cast their vote~~
1818 ~~for a valid election.~~

1819 ~~(3) Additional officers shall include a vice chair and a secretary. Other officers may be~~
1820 ~~elected as determined by the advisory board.~~

1821 (~~Ord. No. 04-60 Enacted 12/20/2004; Ord. No. 10-13 Amended 05/07/2010; Ord. No. 18-41~~
1822 ~~Amended 10/16/2018)~~

1823 ~~**3-10-1205. DUTIES OF OFFICERS.**~~

1824 ~~(1) The Chairperson shall preside at all meetings of the board and shall perform any such~~
1825 ~~duties as may be required by the City Manager or designee.~~

1826 ~~(2) The Vice Chairperson shall perform all duties of the Chairperson in event of an absence~~
1827 ~~and shall attend to any other duties as may be required by the City Manager or designee.~~

1828 ~~(3) The Secretary shall keep minutes and attend to any other duties as may be required by~~
1829 ~~the City Manager or designee.~~

1830 (~~Ord. No. 04-60 Enacted 12/20/2004)~~

1831 ~~**3-10-1206. REMOVAL OR RESIGNATION.**~~

1832 ~~(1) Any member of any board, or any officer of any board may be removed by the City~~
1833 ~~Manager at any time.~~

1834 ~~(2) Resignation of any member shall be in writing delivered to the City Manager.~~

1835 (~~Ord. No. 04-60 Enacted 12/20/2004)~~

1836 ~~**3-10-1207. VOTING.**~~

1837 ~~(1) Each voting member of a board shall have one vote in equal weight. All voting shall be~~
1838 ~~by voice vote; provided, however, that the chairperson may call for a roll call vote.~~

1839 ~~(2) A quorum shall consist of a majority of the members.~~

1840 (~~Ord. No. 04-60 Enacted 12/20/2004; Ord. No. 10-13 Amended 05/07/2010; Ord. No. 18-41~~
1841 ~~Amended 10/16/2018)~~

1842 ~~**3-10-1208. PROPERTY OF THE CITY.**~~

1843 ~~All work product of each advisory board is property of the City regardless of the medium.~~

1844 (~~Ord. No. 10-13 Enacted 05/07/2010~~)

1845 ~~**3-10-1209. DISSOLVING AN ADMINISTRATIVE ADVISORY ORGANIZATION.**~~

1846 ~~An administrative advisory organization established pursuant to this Chapter may be dissolved by~~
1847 ~~resolution of the City Council. Upon dissolution, the duties and responsibilities of the dissolved~~
1848 ~~administrative advisory organization shall be assigned by the City Manager.~~

1849 (~~Ord. No. 18-41 Enacted 10/16/2018~~)

1850 ~~**3-10-1210. CONTINUED ELIGIBILITY TO SERVE ON AN ADMINISTRATIVE**~~
1851 ~~**ADVISORY ORGANIZATION.**~~

1852 ~~If eligibility requirements for membership on an administrative advisory organization governed~~
1853 ~~by this Chapter should change in a manner that would preclude a current member from continuing~~
1854 ~~to serve, that member may finish his or her term at the sole discretion of the City Manager. Such~~
1855 ~~a member may not, however, be reappointed unless he or she can meet the eligibility requirements~~
1856 ~~established by this Chapter.~~

1857 (~~Ord. No. 18-41 Enacted 10/16/2018~~)

1858 ~~**3-10-1211. FUNDING FOR ADVISORY ORGANIZATIONS.**~~

1859 ~~The Historic Preservation Commission and all administrative advisory organizations created~~
1860 ~~pursuant to this Chapter shall submit requests for funding to the City Manager prior to the~~
1861 ~~beginning of each fiscal year. Such requests may be considered in the annual budget process or in~~
1862 ~~separate budget openings or modifications.~~

1863 (~~Ord. No. 18-41 Enacted 10/16/2018~~)

1864 ~~3-10-1300P~~

1865 ~~PART 13—AUDIT REVIEW COMMITTEE~~

1866 ~~3-10-1301.—MEMBERS.~~

1867 ~~The City Manager is hereby authorized to create an Audit Review Committee composed of five~~
1868 ~~members. The members shall be appointed by the City Manager, with the advice and consent of~~
1869 ~~the City Council. The Audit Review Committee shall be composed of two member of the City~~
1870 ~~Council, a City staff member, a finance director from another municipality or public organization,~~
1871 ~~and a member of the community with related experience and expertise. Preference will be given~~
1872 ~~to persons with accounting or auditing experience, background or expertise.~~

1873 ~~3-10-1302.—DUTIES.~~

1874 ~~Duties of the Audit Review Committee shall include the following:~~

1875 ~~(1) Recommend to the Council an independent firm of certified public accountants to~~
1876 ~~perform the annual audit of the City~~

1877 ~~(2) Analyze and report to the Council significant findings in the annual audit report and make~~
1878 ~~recommendations regarding such findings~~

1879 ~~(3) Make recommendations, if any, to the Council regarding the following financial~~
1880 ~~documents:~~

1881 ~~a. Annual financial statements,~~

1882 ~~b. Management letter submitted by the independent auditor, and~~

1883 ~~c. Response to management letter submitted by city staff~~

1884 ~~(4) Perform such other related duties and the City Manager may direct.~~

1885 ~~3-10-1303.—LENGTH OF TERMS.~~

1886 ~~The terms of the Audit Review Committee members shall be three years and all members terms~~
1887 ~~shall run concurrently. The City Manager, with the advice and consent of the City Council, may~~

1888 reappoint members for additional terms. The City Manager, with the advice and consent of the
1889 City Council, may fill any vacancies on the Committee for the remainder of the existing term.

1890 **~~3-10-1304.~~ OFFICERS.**

1891 The City Manager shall annually appoint one member of the Audit Review Committee to serve as
1892 chairperson.

1893 **~~3-10-1305.~~ FUNDS.**

1894 It is not the intent of the City Council that the Audit Review Committee collect or disburse funds,
1895 or in any manner operate a budget. However, should it become necessary to collect or disburse
1896 funds or establish a budget, as determined by the City Manager, such funds shall be collected and
1897 disbursed and such budget shall be operated under the direction of the City Manager, within
1898 established accounting and budget procedures as provided by state law and City ordinance.

1899 (~~Ord. No. 09-06 Enacted 03/02/2009~~)

1900 ~~3-10-1400P~~

1901 ~~PART 14—REPEALED~~

1902 ~~3-10-1401.—REPEALED.~~

1903 (~~Ord. No. 14-31 Enacted 06/19/2014; Ord. No. 18-41 Repealed 10/16/2018~~)

1904 ~~3-10-1402.—REPEALED.~~

1905 (~~Ord. No. 14-31 Enacted 06/19/2014; Ord. No. 18-41 Repealed 10/16/2018~~)

1906 ~~3-10-1403.—REPEALED.~~

1907 (~~Ord. No. 14-31 Enacted 06/19/2014; Ord. No. 18-41 Repealed 10/16/2018~~)

1908 **CHAPTER 3-11**

1909 **EMPLOYEE DISCIPLINE HEARING OFFICER**

1910 Sections:

1911 ~~3-11-101—Employee Discipline Hearing Officer.~~

1912 ~~3-11-102—Who May Appeal to the Employee Discipline Hearing Officer.~~

1913 ~~3-11-103—Manner of Appeal.~~

1914 ~~3-11-104—Disposition of the Appeal.~~

1915 ~~3-11-105—Hearing—General Procedures.~~

1916 ~~3-11-106—Evidence to Be Considered by the Employee Discipline Hearing Officer.~~

1917 ~~3-11-107—Decisions and Burden of Proof.~~

1918 ~~3-11-108—Public Access.~~

1919 ~~3-11-109—No Additional Rights Created.~~

1920 ~~3-11-101.—EMPLOYEE DISCIPLINE HEARING OFFICER.~~

1921 The City Manager shall appoint a Hearing Officer pursuant to the following requirements:

1922 (1) ~~The Hearing Officer shall be selected by a public hiring process;~~

- 1923 ~~(2) The Hearing Officer shall be an independent contractor with a term of at least one year;~~
- 1924 ~~(3) A selection committee existing of a sitting West Valley City Council Member, a West~~
1925 ~~Valley City citizen, and a representative of the West Valley City Human Resources Division~~
1926 ~~shall submit two names to the City Manager; and~~
- 1927 ~~(4) The City Council shall ratify the City Manager's appointment of the Hearing Officer.~~
- 1928 ~~(Ord. No. 99-42 Repealed & Replaced 07/02/1999; Ord. No. 14-32 Amended 07/24/2014)~~

1929 ~~**3-11-102. WHO MAY APPEAL TO THE EMPLOYEE DISCIPLINE HEARING**~~
1930 ~~**OFFICER.**~~

1931 ~~(1) Subject to Subsection (2) below, an appeal may only be taken from a termination,~~
1932 ~~suspension for more than two days without pay, involuntary transfer from one position to~~
1933 ~~another with less remuneration for any disciplinary reason, or a final decision of the City on a~~
1934 ~~grievance relating to a promotion. All other disciplinary actions, including but not limited to~~
1935 ~~oral or written reprimands, and employees discharged or involuntarily transferred to a position~~
1936 ~~with less remuneration as a result of layoff or reorganization, are outside the jurisdiction of~~
1937 ~~the Employee Discipline Hearing Officer and may not be the subject of an appeal.~~

1938 ~~(2) All employees may appeal to the Employee Discipline Hearing Officer, with the~~
1939 ~~following exceptions:~~

- 1940 ~~a. An employee appointed pursuant to Utah Code Annotated 10-3-1105(2), as amended;~~
- 1941 ~~b. A police chief;~~
- 1942 ~~c. A deputy or assistant police chief;~~
- 1943 ~~d. A fire chief;~~
- 1944 ~~e. A deputy or assistant fire chief;~~
- 1945 ~~f. A head of a municipal department or division;~~
- 1946 ~~g. A deputy of a head of a municipal department or division;~~
- 1947 ~~h. A probationary employee;~~
- 1948 ~~i. A part time employee, including paid call fire fighters;~~

- 1949 j. ~~A seasonal or temporary employee of the municipality;~~
- 1950 k. ~~A person who works in the office of an elected official;~~
- 1951 l. ~~A secretarial or administrative assistant support position that is specifically designated~~
- 1952 ~~as a position to assist and elected official or the head or deputy head of a municipal~~
- 1953 ~~department;~~
- 1954 m. ~~Any individuals appointed to a position under Utah Code Annotated 10-3-901, et~~
- 1955 ~~seq., including~~
 - 1956 i. ~~The city engineer;~~
 - 1957 ii. ~~The city recorder~~
 - 1958 iii. ~~The city treasurer; or~~
 - 1959 iv. ~~The city attorney; or~~
 - 1960 n. ~~An employee who has:~~
 - 1961 i. ~~Acknowledged in writing that the employee's employment status is appointed or~~
 - 1962 ~~at will;~~
 - 1963 ii. ~~Voluntarily waived the procedures required by Utah Code Annotated 10-3-1106,~~
 - 1964 ~~as amended.~~

1965 (Ord. No. 14-32 Enacted 07/24/2014)

1966 **~~3-11-103. MANNER OF APPEAL.~~**

- 1967 (1) ~~All appeals must be initiated by filing a notice of appeal with the City Recorder within~~
- 1968 ~~10 calendar days from the date of the order from which the appeal is taken.~~
- 1969 (2) ~~The notice of appeal must include the following:~~
 - 1970 a. ~~The specific reasons for the appeal, including but not limited to the reasons why the~~
 - 1971 ~~appellant believes the City's decision was in error;~~
 - 1972 b. ~~The written pre-discipline notice received by the appellant;~~
 - 1973 c. ~~The written decision or order which is being appealed by the appellant;~~

- 1974 d. ~~The mailing address to be used for further communication with the appellant; and~~
- 1975 e. ~~The appellant's signature.~~
- 1976 (3) ~~An appellant's failure to timely submit a notice of appeal in full and complete compliance~~
- 1977 ~~with this Section shall result in a forfeiture of all appeal rights of the appellant.~~
- 1978 (4) ~~No later than five calendar days following the filing of the notice of appeal, the Hearing~~
- 1979 ~~Officer shall:~~
- 1980 a. ~~Schedule a hearing at the Hearing Officer's sole discretion, which shall be held no~~
- 1981 ~~sooner than 30 days and no later than 45 calendar days after the filing of the notice of~~
- 1982 ~~appeal.~~
- 1983 (5) ~~Provide the date, time and place of the hearing to:~~
- 1984 a. ~~The appellant;~~
- 1985 b. ~~The appellant's counsel, if any;~~
- 1986 c. ~~The City's counsel;~~
- 1987 d. ~~The Human Resource Division;~~
- 1988 e. ~~The Department Head.~~

1989 (Ord. No. 14-32 Enacted 07/24/2014; Ord. No. 24-40 Amended 09/24/2024)

1990 ~~**3-11-104. — DISPOSITION OF THE APPEAL.**~~

- 1991 (1) ~~Upon receipt of a notice of appeal, the City Recorder must mail or personally deliver a~~
- 1992 ~~copy of the appeal to the department head, City Manager, Human Resource Office, and City~~
- 1993 ~~Attorney's office.~~

1994 (Ord. No. 14-32 Enacted 07/24/2014)

1995 ~~**3-11-105. — HEARING — GENERAL PROCEDURES.**~~

- 1996 (1) ~~The Hearing Officer shall conduct the hearing in accordance with Section 10-3-~~
- 1997 ~~1106(4)(a), Utah Code Annotated 1953, as amended. At the hearing, the appellant may:~~

- 1998 a. ~~Appear in person and be represented by counsel;~~
1999 b. ~~Have a hearing open to the public, if appellant so desires;~~
2000 c. ~~Confront the witnesses whose testimony is to be considered; and~~
2001 d. ~~Examine the evidence to be considered by the Hearing Officer.~~
- 2002 (2) ~~The Hearing Officer has no subpoena power.~~
2003 (3) ~~The Hearing Officer has no contempt power.~~
2004 (4) ~~The City shall present its evidence first. The appellant shall present its evidence following~~
2005 ~~the conclusion of the City's presentation.~~
- 2006 (Ord. No. 14-32 Enacted 07/24/2014; Ord. No. 24-40 Amended 09/24/2024)

2007 ~~3-11-106. EVIDENCE TO BE CONSIDERED BY THE EMPLOYEE DISCIPLINE~~
2008 ~~HEARING OFFICER.~~

- 2009 (1) ~~No later than 20 calendar days before the date of the appeal hearing set by the Hearing~~
2010 ~~Officer, the City shall provide to the appellant a complete list of exhibits and witnesses which~~
2011 ~~shall be presented at the appeal hearing.~~
- 2012 (2) ~~No later than 10 calendar days before the date of the appeal hearing, the City and the~~
2013 ~~appellant shall provide a complete list of exhibits and witnesses which shall be presented at~~
2014 ~~the appeal hearing to one another and to the Hearing Officer.~~
- 2015 (3) ~~The Hearing Officer shall not consider any evidence not timely submitted as provided in~~
2016 ~~this Section, other than witness testimony. The Hearing Officer shall not hear the testimony~~
2017 ~~of witnesses not included on a timely submitted witness list as provided in this Section, with~~
2018 ~~the exception of rebuttal witnesses.~~
- 2019 (Ord. No. 14-32 Enacted 07/24/2014; Ord. No. 24-40 Amended 09/24/2024)

2020 ~~3-11-107. DECISIONS AND BURDEN OF PROOF.~~

- 2021 (1) ~~The Hearing Officer shall review a decision using a "substantial evidence" standard of~~
2022 ~~review. "Substantial evidence" is that quantum and quality of relevant evidence that is~~
2023 ~~adequate to convince a reasonable person to support a conclusion. If the Hearing Officer finds~~

2024 that there is “substantial evidence” to support the City’s action, the Hearing Officer shall
2025 uphold the action. If the Hearing Officer finds that there is not “substantial evidence” to
2026 support the City’s action, the Hearing Officer shall overturn the decision. If the Hearing
2027 Officer overturns the City’s action, the Hearing Officer’s decision shall provide that the City
2028 shall compensate the appellant as required by state law.

2029 ~~(2) The Hearing Officer’s decision shall be in writing, shall adopt findings of fact and~~
2030 ~~conclusions of law in support of the Hearing Officer’s decision, and shall be certified to the~~
2031 ~~City Recorder within fifteen (15) days of the date of the hearing.~~

2032 a. ~~The Hearing Officer may extend the 15-day period to a maximum of sixty (60)~~
2033 ~~calendar days if the Hearing Officer has good cause and the consent of both the City and~~
2034 ~~the employee.~~

2035 ~~(3) The Hearing Officer shall keep a record of the proceedings.~~

2036 ~~(4) The ruling by the Hearing Officer shall be the final administrative decision of the City.~~

2037 ~~(Ord. No. 14-32 Enacted 07/24/2014)~~

2038 **~~3-11-108. PUBLIC ACCESS.~~**

2039 ~~(1) The Appellant may decide whether or not the public is allowed at the hearing.~~

2040 ~~(2) The Hearing Officer may expel any person who is disorderly during the hearing.~~

2041 ~~(Ord. No. 14-32 Enacted 07/24/2014)~~

2042 **~~3-11-109. NO ADDITIONAL RIGHTS CREATED.~~**

2043 ~~The process set forth in this Chapter is not intended and shall not be interpreted to create or~~
2044 ~~establish any interest or right in employment or employment benefits. The City hereby undertakes~~
2045 ~~no additional obligations beyond those set forth by state and federal law.~~

2046 ~~(Ord. No. 14-32 Enacted 07/24/2014)~~

2047 **CHAPTER 3-12**

2048 **REPEALED**

2049 **CHAPTER 3-13**

2050 **COMMUNITY PRESERVATION DEPARTMENT**

2051 Sections:

2052 ~~3-13-101 — Duties of Community Preservation Director.~~

2053 ~~3-13-102 — Community Preservation Department.~~

2054 ~~3-13-103 — Ordinance Enforcement Division.~~

2055 ~~3-13-104 — Animal Control Division.~~

2056 ~~3-13-105 — Housing and Grants Division.~~

2057 ~~3-13-101. — DUTIES OF COMMUNITY PRESERVATION DIRECTOR.~~

2058 ~~In all cases where the duty is not expressly charged to any other department or office, it is the duty~~
2059 ~~of the Community Preservation Department (CPD) Director to plan, promote, and coordinate all~~
2060 ~~activities affecting community preservation; to speak on behalf of the Department concerning the~~
2061 ~~public issues in the community over which the Department has jurisdiction or advisory~~
2062 ~~responsibility; to establish overall work priorities and allocate work among the staff and divisions~~
2063 ~~within the Department; to review the work of all divisions and make the final decisions for the~~
2064 ~~Department; to coordinate departmental activities with other departments; and to perform all such~~
2065 ~~related duties and such others as may be imposed by statute, the City Council, or the City Manager.~~

2066 ~~(Ord. No. 08-55 Enacted 12/04/2008)~~

2067 ~~3-13-102. — COMMUNITY PRESERVATION DEPARTMENT.~~

2068 ~~The Community Preservation Department is divided into the Ordinance Enforcement Division,~~
2069 ~~Animal Control Division, and Housing and Grants Division.~~

2070 ~~(Ord. No. 08-55 Enacted 12/04/2008; Ord. No. 09-22 Amended 07/08/2009)~~

2071 ~~3-13-103.~~ — ~~ORDINANCE ENFORCEMENT DIVISION.~~

2072 ~~The Ordinance Enforcement Division is supervised by the Enforcement Administrator. It consists~~
2073 ~~of:~~

2074 ~~(1) The Ordinance Enforcement Office, which is responsible for:~~

2075 ~~a. Enforcing or assisting in the enforcement of the City code including: zoning, business~~
2076 ~~licensing, health ordinances, and non-moving violations. The Enforcement Administrator~~
2077 ~~shall coordinate all ordinance enforcement within the City.~~

2078 ~~b. Abating nuisances and other unsightly or noxious objects or sounds.~~

2079 ~~(Ord. No. 08-55 Enacted 12/04/2008; Ord. No. 09-22 Amended 07/08/2009)~~

2080 ~~3-13-104.~~ — ~~ANIMAL CONTROL DIVISION.~~

2081 ~~The Animal Control Division is supervised by the Animal Control Administrator.~~

2082 ~~(1) The Animal Control Division is responsible for:~~

2083 ~~a. Enforcing animal ordinances and providing animal pickup service~~

2084 ~~b. Administering the animal licensing program for the City~~

2085 ~~c. Promulgating rules and regulations in conformity with state law and City ordinances~~
2086 ~~dealing with animal licensing and regulation, tags, and collars; running at large and~~
2087 ~~impounding; notice to owners and redemption; disposition of unclaimed or infected~~
2088 ~~animals; confinement of certain animals and muzzling; rabies control and notices~~
2089 ~~vaccinations, and enforcing the same; and other pertinent matters~~

2090 ~~d. Managing the City Animal Shelter to include the impound, care, redemption, sale, and~~
2091 ~~ethanasia of animals~~

2092 ~~e. Conducting publicity programs to acquaint the public with the laws and regulations~~
2093 ~~dealing with animal ownership and control.~~

2094 ~~(Ord. No. 08-55 Enacted 12/04/2008; Ord. No. 09-22 Amended 07/08/2009)~~

2095 ~~3-13-105. HOUSING AND GRANTS DIVISION.~~

2096 ~~The Housing and Grants Division is supervised by the Housing and Grants Administrator, who~~
2097 ~~shall be responsible for:~~

2098 ~~(1) Administering all housing assistance programs for the City.~~

2099 ~~(2) Providing decent, safe, sanitary, and affordable housing for residents of the City.~~

2100 ~~(3) Providing low interest loans to low and moderate income residents.~~

2101 ~~(4) Providing counseling and guidance of low income applicants.~~

2102 ~~(5) Monitoring emergency home repair and emergency housing programs.~~

2103 ~~(6) Coordinating with HUD regional offices on housing procedures, rules, and regulations.~~

2104 ~~(7) Supervising the day to day activities of the Housing Authority.~~

2105 ~~(8) Administering the City's Community Development Block Grant (CDBG) program in~~
2106 ~~compliance with state and federal law.~~

2107 ~~(9) Making all necessary applications to the Department of Housing and Urban Development~~
2108 ~~and other governmental units for funding for the program.~~

2109 ~~(10) Meeting with citizen groups to conceptualize, prioritize, and recommend projects to the~~
2110 ~~City Manager and the Department of Housing and Urban Development for funding.~~

2111 ~~(11) Preparing the program budget, maintaining the budget, and managing all related fiscal~~
2112 ~~affairs.~~

2113 ~~(12) Planning and research, monitoring projects, community coordination, and other related~~
2114 ~~functions.~~

2115 ~~(13) Researching, monitoring, and assisting in obtaining grants, gifts, etc., for the benefit of~~
2116 ~~the City.~~

2117 (Ord. No. 08-55 Enacted 12/04/2008)

2118 **CHAPTER 3-14**

2119 **REPEALED**

2120 **CHAPTER 3-15**

2121 **CRIMINAL HISTORY RIGHTS OF ACCESS**

2122 Sections:

2123 ~~3-15-101—Purpose.~~

2124 ~~3-15-102—Access to Criminal Histories for City Purposes.~~

2125 ~~3-15-103—Public Access to Criminal Histories.~~

2126 ~~3-15-104—Right of Access Purpose Codes.~~

2127 ~~3-15-105—Misuse of Right of Access.~~

2128 ~~3-15-101.——PURPOSE.~~

2129 ~~The purpose of this Chapter is to authorize the City to access criminal histories through the Utah~~
2130 ~~Bureau of Criminal Identification system (“BCI”), or its successor, for purposes related City~~
2131 ~~services, licensing or employment and to provide an access point for the public to obtain criminal~~
2132 ~~histories.~~

2133 ~~(Ord. No. 06-22 Enacted 04/04/2006)~~

2134 ~~3-15-102.——ACCESS TO CRIMINAL HISTORIES FOR CITY PURPOSES.~~

2135 ~~(1) Any person requesting services, licensing or employment from or by West Valley City~~
2136 ~~that requires, by ordinance, law or adopted rule, the City to first ascertain that person’s~~
2137 ~~criminal history, must complete an application, which provides date of birth, social security~~
2138 ~~number, full legal name, place of residency and requestor’s signature. The person must also~~
2139 ~~sign a release form, which indicates that person’s consent for that person’s criminal history to~~
2140 ~~be released to West Valley City.~~

2141 ~~(2) A photo copy of the person’s valid identification, the application, and receipt of payment~~
2142 ~~will be attached together and filed in the dissemination log file created for each year.~~

2143 ~~(3) Every page of the criminal history shall be stamped and dated. The criminal history shall~~
2144 ~~only be valid for the date it was printed and the person shall be advised accordingly. Further,~~

2145 if the criminal history includes any missing data or incorrect data, the person shall be advised
2146 to contact BCI immediately to make the appropriate changes or additions to their criminal
2147 history.

2148 ~~(4) The fee, if any, required for criminal histories for citizens requesting City services,~~
2149 ~~licensing or employment shall be set forth in the Consolidated Fee Schedule~~

2150 ~~(5) West Valley City law enforcement shall have the right to access criminal histories without~~
2151 ~~an application or release form in order to properly conduct departmental duties.~~

2152 (Ord. No. 06-22 Enacted 04/04/2006)

2153 ~~3-15-103. PUBLIC ACCESS TO CRIMINAL HISTORIES.~~

2154 ~~(1) The City, may at its discretion, provide any person who makes a request pursuant to the~~
2155 ~~terms of this ordinance with a copy of their criminal history provided that the person must~~
2156 ~~complete an application, which provides date of birth, social security number, full legal name,~~
2157 ~~place of residency and requestor's signature. Criminal histories may also be provided to any~~
2158 ~~person who presents a completed application and a valid release form, which indicates the~~
2159 ~~subject of the criminal histories consent for their criminal history to be released to the~~
2160 ~~requestor.~~

2161 ~~(2) A photo copy of the person and/or requestor's valid identification, the application, release~~
2162 ~~if applicable and receipt of payment will be attached together and filed in the dissemination~~
2163 ~~log file created for each year.~~

2164 ~~(3) Every page of the criminal history shall be stamped and dated. The criminal history shall~~
2165 ~~only be valid for the date it was printed and the requestor shall be advised accordingly. Further,~~
2166 ~~if the criminal history includes any missing data or incorrect data, the person shall be advised~~
2167 ~~to contact BCI immediately to make the appropriate changes or additions to their criminal~~
2168 ~~history.~~

2169 ~~(4) The fee required for criminal histories accessed pursuant to this section shall be set forth~~
2170 ~~in the Consolidated Fee Schedule.~~

2171 (Ord. No. 06-22 Enacted 04/04/2006)

2172 ~~3-15-104. — RIGHT OF ACCESS PURPOSE CODES.~~

2173 (1) ~~For citizens requesting services from West Valley City, “S” will be used for the purpose~~
2174 ~~code when running any Right of Access Request.~~

2175 (2) ~~For law enforcement, “C” will be used for the purpose code when running any Right of~~
2176 ~~Access Request.~~

2177 (3) ~~These codes may be changed as required to conform to current BCI policies.~~

2178 (Ord. No. 06-22 Enacted 04/04/2006)

2179 ~~3-15-105. — MISUSE OF RIGHT OF ACCESS.~~

2180 (1) ~~West Valley City shall conduct an investigation into any complaint or allegation filed~~
2181 ~~involving the misuse of the Right of Access. BCI will also be notified of any complaint or~~
2182 ~~allegation received.~~

2183 (2) ~~Any City employee found in violation of any policy relating to the Right of Access will~~
2184 ~~be reprimanded according to West Valley City’s personnel policies and procedures.~~

2185 (3) ~~The following City departments are authorized to access criminal histories under the~~
2186 ~~terms of this chapter:~~

2187 a. ~~Law Enforcement~~

2188 b. ~~Housing Authority~~

2189 c. ~~Human Resources~~

2190 d. ~~Legal~~

2191 (Ord. No. 06-22 Enacted 04/04/2006)

2192 **CHAPTER 3-16**

2193 **GOVERNMENT RECORDS ACCESS MANAGEMENT ACT**

2194 **Sections:**

2195 **~~3-16a-100P~~**

2196 **~~Part 1—West Valley City Records~~**

- 2197 ~~3-16a-101—Short Title.~~
- 2198 ~~3-16a-102—Purpose and Intent.~~
- 2199 ~~3-16a-103—City Records Officer: Designation and Duties.~~
- 2200 ~~3-16a-104—Records Maintenance Procedures.~~
- 2201 ~~3-16a-105—Storage Medium.~~
- 2202 ~~3-16a-200P~~
- 2203 ~~Part 2—Access and Disclosure of Records~~
- 2204 ~~3-16a-201—Access to Public Records; Right to Inspect and Receive Copies.~~
- 2205 ~~3-16a-300P~~
- 2206 ~~Part 3—Procedure for Access~~
- 2207 ~~3-16a-301—Request for Record.~~
- 2208 ~~3-16a-302—Fees.~~
- 2209 ~~3-16a-400P~~
- 2210 ~~Part 4—Appeals~~
- 2211 ~~3-16a-401—Appeal to Chief Administrative Officer.~~
- 2212 ~~3-16a-402—Appealing a Decision of a Chief Administrative Officer.~~
- 2213 ~~3-16a-403—Judicial Review.~~
- 2214 ~~3-16a-500P~~
- 2215 ~~Part 5—Penalties~~
- 2216 ~~3-16a-501—Disciplinary Action.~~
-
- 2217 ~~3-16a-100P~~
- 2218 ~~PART 1—WEST VALLEY CITY RECORDS~~
-
- 2219 ~~3-16a-101.——SHORT TITLE.~~
- 2220 ~~This Chapter shall be known as the West Valley City Government Records Access and~~
- 2221 ~~Management Act.~~
- 2222 ~~(Ord. No. 15-43 Repealed & Replaced 01/08/2016)~~
-
- 2223 ~~3-16a-102.——PURPOSE AND INTENT.~~
- 2224 ~~It is the further purpose and intent of the West Valley City Council to provide, in accordance with~~

2225 the Government Records Access and Management Act, Chapter 2 of Title 63G of the Utah Code
2226 Annotated, 1953 as amended, an ordinance acknowledging and complying with said Act and
2227 providing for its application in the City. City departments shall comply with the provisions of this
2228 Chapter and shall also comply with other federal and state statutory and regulatory record keeping
2229 requirements.

2230 (~~Ord. No. 15-43 Repealed & Replaced 01/08/2016~~)

2231 ~~**3-16a-103. CITY RECORDS OFFICER: DESIGNATION AND DUTIES.**~~

2232 ~~(1) The City Recorder is hereby appointed as the Records Officer to oversee and coordinate~~
2233 ~~records access and management and City archives activities.~~

2234 ~~(2) The Records Officer shall:~~

2235 ~~a. Comply with UCA §63G-2-108, "Certification of Records Officer."~~

2236 ~~b. Make annual reports of records services activities to the City Council, as requested;~~

2237 ~~c. Provide training relative to records management, maintenance and access, to the~~
2238 ~~various City departments, as necessary;~~

2239 ~~d. Establish and maintain an active, continuing program for the economical and efficient~~
2240 ~~management of the City's records as provided by this Chapter;~~

2241 ~~e. Make and maintain adequate and proper documentation of the organization, functions,~~
2242 ~~policies, decisions, procedures and essential transactions of the City designed to furnish~~
2243 ~~information to protect the legal and financial rights of persons directly affected by the~~
2244 ~~City's activities;~~

2245 ~~f. Submit to the state archivist proposed schedules of records;~~

2246 ~~g. Cooperate with the state archivist in conducting surveys made by the state archivist;~~

2247 ~~h. Evaluate all record series that the City uses or creates and report to the state archives~~
2248 ~~the classification of each record series that is classified;~~

2249 ~~i. Establish and report, to the state archives, retention schedules for objects that the City~~
2250 ~~determines are not records, but that have historical or evidentiary value; and~~

2251 ~~j. Designate those record series as required by this Chapter and report the designations~~

2252 of its record series to the state archives.

2253 ~~(3) The Records Officer may classify a particular record, record series or information within~~
2254 ~~a record at any time, but is not required to classify a particular record, record series or~~
2255 ~~information until access to the record is requested.~~

2256 ~~(4) The Records Officer may redesignate a record series or reclassify a record, record series~~
2257 ~~or information within a record at any time.~~

2258 ~~(5) The Records Officer shall file with the state archives a copy of any amendment to this~~
2259 ~~Ordinance, no later than 30 days after its effective date.~~

2260 ~~(Ord. No. 15-43 Repealed & Replaced 01/08/2016)~~

2261 ~~**3-16a-104. RECORDS MAINTENANCE PROCEDURES.**~~

2262 ~~Records maintenance procedures shall be developed by the Records Officer to ensure that due care~~
2263 ~~is taken to maintain and preserve City records safely and accurately over the long term. The~~
2264 ~~Records Officer shall be responsible for monitoring the application and use of technical processes~~
2265 ~~in the creation, duplication and disposal of City Records, and shall monitor compliance with the~~
2266 ~~required standards of quality, permanence and admissibility pertaining to the creation, use and~~
2267 ~~maintenance of records.~~

2268 ~~(Ord. No. 15-43 Repealed & Replaced 01/08/2016)~~

2269 ~~**3-16a-105. STORAGE MEDIUM.**~~

2270 ~~The City retains and reserves to itself the right to use any type of non-verbal or non-written format~~
2271 ~~for the storage, retention and retrieval of government records, including, but not limited to, audio~~
2272 ~~tapes, video tapes, microforms, any type of computer, data processing, imaging or electronic~~
2273 ~~information storage or processing equipment or systems, which are not prohibited by state statute~~
2274 ~~and do not compromise legal requirements for records storage, retrieval, security and maintenance,~~
2275 ~~to store and maintain City records. All computerized and non-written format records and data~~
2276 ~~which are designated and classified in accordance with this Chapter shall be made available to a~~
2277 ~~requester in accordance with this Chapter.~~

2278 ~~(Ord. No. 15-43 Repealed & Replaced 01/08/2016)~~

2279 ~~3-16a-200P~~

2280 ~~PART 2—ACCESS AND DISCLOSURE OF RECORDS~~

2281 ~~3-16a-201.—ACCESS TO PUBLIC RECORDS; RIGHT TO INSPECT AND RECEIVE~~
2282 ~~COPIES.~~

2283 Every person has a right to inspect a public record, free of charge, and has the right to take a copy
2284 of a public record during normal City business hours, subject to the payment in accordance with
2285 the Consolidated Fee Schedule.

2286 (~~Ord. No. 15-43 Repealed & Replaced 01/08/2016~~)

2287 ~~3-16a-300P~~

2288 ~~PART 3—PROCEDURE FOR ACCESS~~

2289 ~~3-16a-301.—REQUEST FOR RECORD.~~

2290 All record requests shall be directed to the City department where the record is kept in writing on
2291 forms provided by West Valley City.

2292 (~~Ord. No. 15-43 Repealed & Replaced 01/08/2016~~)

2293 ~~3-16a-302.—FEES.~~

2294 Fees to be charged under this section shall be set forth in the West Valley City Consolidated Fee
2295 Schedule, in accordance with U.C.A. §63G-2-203, as amended.

2296 (~~Ord. No. 15-43 Repealed & Replaced 01/08/2016~~)

2297 ~~3-16a-400P~~

2298 ~~PART 4—APPEALS~~

2299 ~~3-16a-401. — APPEAL TO CHIEF ADMINISTRATIVE OFFICER.~~

2300 (1) ~~For purposes of this Part, West Valley City’s City Manager or designee shall be West~~
2301 ~~Valley City’s Chief Administrative Officer.~~

2302 (2) ~~Appeals of an access denial shall be conducted pursuant to U.C.A. §63G-2-401, as~~
2303 ~~amended.~~

2304 (Ord. No. 15-43 Repealed & Replaced 01/08/2016)

2305 ~~3-16a-402. — APPEALING A DECISION OF A CHIEF ADMINISTRATIVE OFFICER.~~

2306 (1) ~~A decision by the Chief Administrative Officer affirming the denial of a record may be~~
2307 ~~appealed pursuant to U.C.A. 63G-2-402, as amended.~~

2308 (2) ~~The City has not formed an Appeals Committee pursuant to U.C.A. 63G-2-701(5)(b), as~~
2309 ~~amended.~~

2310 (Ord. No. 15-43 Repealed & Replaced 01/08/2016)

2311 ~~3-16a-403. — JUDICIAL REVIEW.~~

2312 Any party to a proceeding may appeal pursuant to U.C.A. §63G-2-402, as amended.

2313 (Ord. No. 15-43 Repealed & Replaced 01/08/2016)

2314 ~~3-16a-500P~~

2315 ~~PART 5—PENALTIES~~

2316 ~~3-16a-501. — DISCIPLINARY ACTION.~~

2317 ~~The City may take disciplinary action, which may include suspension or discharge, against any~~

2318 employee who violates any provision of this Chapter.

2319 (~~Ord. No. 15-43 Repealed & Replaced 01/08/2016~~)

2320 **CHAPTER 3-17**
2321 **HISTORIC PRESERVATION COMMISSION**

2322 Sections:

2323 ~~3-17-101 — Historic Preservation Commission Established.~~

2324 ~~3-17-102 — Commission Duties.~~

2325 ~~3-17-103 — West Valley City Historic Sites List.~~

2326 ~~3-17-104 — West Valley City Historic Landmark Register.~~

2327 ~~3-17-105 — Standards for Rehabilitation and Design Guidelines.~~

2328 ~~3-17-101. — HISTORIC PRESERVATION COMMISSION ESTABLISHED.~~

2329 (1) ~~The Commission shall consist of a minimum of five members with a demonstrated~~
2330 ~~interest, competence, or knowledge in historic preservation, appointed by the City Council for~~
2331 ~~terms of not less than two years.~~

2332 (2) ~~To the extent available in the community, two Commission members shall be~~
2333 ~~professionals, as defined by National Park Service regulations, from the disciplines of history,~~
2334 ~~archaeology, planning, architecture or architectural history.~~

2335 (3) ~~The Commission shall meet at least twice each year and conduct business in accordance~~
2336 ~~with the Open Public Meeting laws of Utah. This includes public notification of meeting place,~~
2337 ~~time and agenda items.~~

2338 (4) ~~Written minutes of each Commission meeting shall be prepared and made available for~~
2339 ~~public inspection.~~

2340 (~~Ord. No. 08-44 Enacted 09/17/2008~~)

2341 ~~3-17-102. — COMMISSION DUTIES.~~

2342 ~~The Historic Preservation Commission shall have the following duties:~~

2343 (1) ~~Survey and Inventory Community Historic Resources. The Historic Preservation~~

2344 Commission shall conduct or cause to be conducted a survey of the historic, architectural, and
2345 archaeological resources within the community. The survey shall be compatible with the Utah
2346 Inventory of Historic and Archaeological Sites. Survey and inventory documents shall be
2347 maintained and shall be open to the public. The survey shall be updated at least every ten
2348 years.

2349 ~~(2) Review Proposed Nominations to the National Register of Historic Places.~~ The Historic
2350 Preservation Commission shall review and comment to the State Historic Preservation Officer
2351 on all proposed National Register nominations for properties within the boundaries of West
2352 Valley City. When the Historic Preservation Commission considers a National Register
2353 nomination which is normally evaluated by professionals in a specific discipline and that
2354 discipline is not represented on the Commission, the Commission shall seek expertise in that
2355 area before rendering its decision.

2356 ~~(3) Provide advice and information.~~

2357 a. ~~The Historic Preservation Commission shall act in an advisory role to the City Council~~
2358 ~~regarding the identification and protection of local historic and archaeological resources.~~

2359 b. ~~The Historic Preservation Commission shall work toward the continuing education of~~
2360 ~~citizens regarding historic preservation and community history.~~

2361 ~~(4) Assist in the maintenance and rehabilitation of city-owned historic buildings and sites.~~

2362 ~~(5) Recommend to the City Manager that the City apply for and administer grants and other~~
2363 ~~financial aid for historic preservation projects in the City.~~

2364 (Ord. No. 08-44 Enacted 09/17/2008)

2365 ~~3-17-103. WEST VALLEY CITY HISTORIC SITES LIST.~~

2366 The Historic Preservation Commission may recommend that the City Council designate historic
2367 properties to the Historic Sites List as a means of providing recognition to and encouraging the
2368 preservation of historic properties in the community.

2369 ~~(1) Criteria for Designating Properties to the West Valley City Historic Sites List.~~ Any
2370 district, building, structure, object or site may be designated to the Historic Sites List if it
2371 meets all the criteria outlined below:

- 2372 a. ~~It is located within the official boundaries of the city.~~
- 2373 b. ~~It is at least 50 years old.~~
- 2374 c. ~~It retains its historic integrity, in that there are no major alterations or additions that~~
2375 ~~have obscured or destroyed the significant historic features. Major alterations that would~~
2376 ~~destroy the historic integrity include, but are not limited to, changes in pitch of the main~~
2377 ~~roof, enlargement or enclosure of windows on the principal facades, addition of upper~~
2378 ~~stories or the removal of original upper stories, covering the exterior walls with non-~~
2379 ~~historic materials, moving the resource from its original location to one that is dissimilar~~
2380 ~~to the original, additions which significantly detract from or obscure the original form and~~
2381 ~~appearance of the house when viewed from the public way.~~
- 2382 d. ~~If the property does not meet the integrity requirements outlined in 3.a., it may still~~
2383 ~~qualify for designation if it meets one of the following requirements for exceptional~~
2384 ~~significance:~~
- 2385 i. ~~It is directly associated with events of historic significance in the community.~~
- 2386 ii. ~~It is closely associated with the lives of persons who were of historic importance~~
2387 ~~to the community.~~
- 2388 iii. ~~It exhibits significant methods of construction or materials that were used within~~
2389 ~~the historic period.~~
- 2390 e. ~~It has been documented according to the Utah State Historic Preservation Office~~
2391 ~~standards for intensive level surveys (June 1993 version or subsequent revisions) and~~
2392 ~~copies of that documentation have been placed in the local and state historic preservation~~
2393 ~~files.~~
- 2394 (2) ~~Designation Procedures.~~ Any person, group, or government agency may nominate a
2395 property for listing in the West Valley City Historic Sites List. The nomination and listing
2396 procedures are as follows:
- 2397 a. ~~Completed Intensive Level Survey documentation for each nominated property must~~
2398 ~~be submitted to the Historic Preservation Commission.~~
- 2399 b. ~~The commission will review and consider properly submitted nominations at its next~~
2400 ~~scheduled meeting. The commission will notify the nominating party, either orally or in~~
2401 ~~writing, one week prior to the meeting that the nomination will be considered and will~~

2402 place that item on the agenda posted for the meeting. The one-week notification may be
2403 waived at the nominating party's option in order to accommodate "last-minute"
2404 submittals.

2405 e. ~~The Historic Preservation Commission will review the documentation for~~
2406 ~~completeness, accuracy and compliance with the "Criteria for Designating Historic~~
2407 ~~Properties to the West Valley City Historic Sites List" and will make its decision~~
2408 ~~accordingly.~~

2409 ~~(3) Results of Designation to the Historic Sites List.~~

2410 a. ~~Owners of officially designated historic sites may obtain a historic site certificate from~~
2411 ~~the Historic Preservation Commission. The certificate contains the historic name of the~~
2412 ~~property, the date of designation, and signatures of the mayor and the Historic~~
2413 ~~Preservation Commission chairperson.~~

2414 b. ~~If a historic site is to be demolished or extensively altered, efforts will be made to~~
2415 ~~document its physical appearance before that action takes place.~~

2416 i. ~~The City will delay issuing a demolition permit for a maximum of thirty (30) days~~
2417 ~~and will notify a member of the Historic Preservation Commission, which will take~~
2418 ~~responsibility for the documentation.~~

2419 ii. ~~Documentation will include, at minimum, exterior photographs (both black and~~
2420 ~~white and color slides) of all elevations of the historic building. When possible, both~~
2421 ~~exterior and interior measurements of the building will be made in order to provide~~
2422 ~~an accurate floor plan drawing of the building.~~

2423 iii. ~~The demolition permit will be issued after thirty (30) days of the initial~~
2424 ~~application whether or not the Commission has documented the building. The permit~~
2425 ~~may be issued earlier if the Commission completes its documentation before the~~
2426 ~~thirty-day deadline.~~

2427 ~~(4) Removal of Properties from the Historic Sites List. Properties which, in the opinion of~~
2428 ~~the Historic Preservation Commission, no longer meet the criteria for eligibility may be~~
2429 ~~removed from the Historic Sites List after review and consideration by the commission and~~
2430 ~~recommendation to the City Council.~~

2431 (Ord. No. 08-44 Enacted 09/17/2008)

2432 ~~3-17-104. — WEST VALLEY CITY HISTORIC LANDMARK REGISTER.~~

2433 ~~Significant historic properties may be designated to the Historic Landmark Register for the~~
2434 ~~purposes of recognizing their significance and providing incentives and guidelines for their~~
2435 ~~preservation.~~

2436 ~~(1) Criteria for Designating Properties to the West Valley City Historic Landmark Register.~~
2437 ~~Any district, building, structure, object or site may be designated to the Historic Landmark~~
2438 ~~Register if it meets the criteria outlined below:~~

2439 ~~a. It is located within the official boundaries of the City.~~

2440 ~~b. It is currently listed in the National Register of Historic Places and a copy of the~~
2441 ~~approved National Register form has been placed in the local historic preservation files.~~

2442 ~~c. A property not yet listed in the National Register must:~~

2443 ~~i. Retain its historic integrity as defined in Section 4.A.3.a., and~~

2444 ~~ii. Meet at least one of the following National Register criteria:~~

2445 ~~iii. associated with events that have made a significant contribution to the broad~~
2446 ~~patterns of our history; or~~

2447 ~~iv. associated with the lives of persons significant in our past; or~~

2448 ~~v. embody the distinctive characteristics of a type, period, or method of construction~~
2449 ~~or that represent the work of a master, or that possess high artistic values, or that~~
2450 ~~represent a significant and distinguishable entity whose components may lack~~
2451 ~~individual distinction; or~~

2452 ~~vi. have yielded, or may be likely to yield, information important in prehistory or~~
2453 ~~history (archeological sites, for example).~~

2454 ~~d. It has been documented according to the Utah State Historic Preservation Office~~
2455 ~~standards for Intensive Level Surveys (June 1993 version or subsequent revisions) or~~
2456 ~~National Register standards and a copy of that documentation has been placed in the local~~
2457 ~~historic preservation files.~~

2458 ~~e. Owner Approval~~

2459 i. ~~Individual properties.~~ The owner of the property must approve the action to
2460 designate his/her property to the Historic Landmark Register by submitting to the
2461 Commission a written statement to that effect.

2462 ii. ~~Historic districts.~~ A majority (over 50 percent) of the property owners in a
2463 proposed historic district must be in favor of the designation or at least not opposed
2464 to it. Written objections from over 50 percent of the property owners will constitute
2465 lack of approval and will halt the designation process.

2466 (2) ~~Designation Procedures.~~

2467 a. ~~Submittal to the Commission of complete Intensive Level Survey or National Register~~
2468 ~~of Historic Places documentation shall initiate the review process.~~

2469 b. ~~The Commission shall place properly submitted nominations on the agenda for its~~
2470 ~~next scheduled meeting and shall notify the nominating party and the property owner,~~
2471 ~~either orally or in writing, fourteen (14) days prior to the meeting that the nomination will~~
2472 ~~be considered. The fourteen-day notification period may be waived at the property~~
2473 ~~owner's option. In the case of historic districts, notification of proposed nominations may~~
2474 ~~be made by public notice placed in the local newspaper or posted in a public building.~~

2475 c. ~~The Commission shall review the documentation for completeness, accuracy, and~~
2476 ~~compliance with the "Criteria for Designating Properties to the West Valley City Historic~~
2477 ~~Landmark Register" and may, by passage of an appropriate resolution, recommend that~~
2478 ~~the City Council designate properties to the Historic Landmark Register.~~

2479 (3) ~~Notification and Recording of Designation.~~ Following designation, a notice of such shall
2480 be mailed to the owners of record together with a copy of this ordinance. In the case of historic
2481 district designation, notice of such may be placed in the local newspaper or in a public building
2482 rather than mailed to each owner of property in the district. The Commission shall record the
2483 Historic Landmark Register status designation with the County Recorder's Office.

2484 (4) ~~Results of Designation to the Historic Landmark Register.~~

2485 a. ~~Properties designated to the Historic Landmark Register may receive special~~
2486 ~~consideration in the granting of zoning variances or conditional use permits in order to~~
2487 ~~encourage their preservation.~~

2488 b. ~~In the event of rehabilitation of the property, local building officials will consider~~

2489 ~~waiving certain code requirements in accordance with Chapter 34 of the Uniform~~
2490 ~~Building Code (1994 Edition), which deals with historic buildings, and the Uniform Code~~
2491 ~~for Building Conservation, a special code for existing buildings.~~

2492 ~~e. Owners of Historic Landmarks may seek assistance from the Historic Preservation~~
2493 ~~Commission in applying for grants or tax credits for rehabilitating their properties.~~

2494 ~~d. Proposed exterior work on Historic Landmarks is subject to the review and approval~~
2495 ~~of the Historic Preservation Commission. The purpose of this review is to ensure the~~
2496 ~~preservation of historic properties to the greatest degree possible. This review applies to~~
2497 ~~individually designated Landmark properties or any property, contributing or non-~~
2498 ~~contributing, located in a Landmark designated historic district. This review applies only~~
2499 ~~to exterior work which requires a building permit, sign permit, or demolition permit.~~

2500 ~~i. Applications for building, demolition, or sign permits pertaining to, shall be~~
2501 ~~forwarded by the Building Inspection Department to the Historic Preservation~~
2502 ~~Commission prior to their issuance.~~

2503 ~~ii. A permit applicant, in order to obtain a permit from the Building Inspections~~
2504 ~~Division, shall file a request for a Certificate of Appropriateness with the~~
2505 ~~Commission on a form furnished by the Commission.~~

2506 ~~iii. At its next scheduled meeting, the Commission shall review the application and~~
2507 ~~proposed work for compliance with the "Standards for Rehabilitation," hereafter~~
2508 ~~referred to as the "Standards," and any design guidelines adopted by the Commission~~
2509 ~~and City Council.~~

2510 ~~1. Applicants whose proposed projects comply with the provisions of this Title~~
2511 ~~shall be issued a "Certificate of Historic Appropriateness" within ten (10) days,~~
2512 ~~which authorizes the issuance of the appropriate permit.~~

2513 ~~2. Applicants whose proposed projects are found to be in non-compliance with~~
2514 ~~this Title shall be offered a negotiating period of sixty (60) days, during which~~
2515 ~~time the Commission and applicant shall explore all options for an acceptable~~
2516 ~~solution. These may include the feasibility of modifying the plans, using the~~
2517 ~~historic landmark for alternative purposes, and reselling the property to another~~
2518 ~~party. The Commission may extend the negotiating period an additional sixty~~
2519 ~~(60) days for the purposes described above if deemed necessary to accommodate~~
2520 ~~a potential solution.~~

2521 3. ~~If no solution has been agreed upon at the conclusion of either the initial~~
2522 ~~sixty-day (60) period or the full one hundred twenty-day (120) period the~~
2523 ~~Certificate of Historic Appropriateness will be denied; consequently, the~~
2524 ~~Building Official shall not issue any permits.~~

2525 ~~iv. *Claims of Economic Hardship.* The Commission may approve a Certificate of~~
2526 ~~Appropriateness for Rehabilitation or Demolition of a landmark property if the owner~~
2527 ~~has presented substantial evidence demonstrating that unreasonable economic~~
2528 ~~hardship will result from denial of the certificate of appropriateness.~~

2529 1. ~~*Economic Hardship Criteria.* In order to sustain a claim of unreasonable~~
2530 ~~economic hardship, the Commission may require the owner to provide~~
2531 ~~information to whether the property is capable of producing a reasonable return~~
2532 ~~for the owner.~~

2533 2. ~~Demonstration of economic hardship by the owner shall not be based on~~
2534 ~~conditions resulting from willful or negligent acts by the owner, purchasing the~~
2535 ~~property for substantially more than market value at the time of purchase, failure~~
2536 ~~to perform normal maintenance and repairs, failure to diligently solicit and retain~~
2537 ~~tenants, or failure to provide normal tenant improvements.~~

2538 v. ~~An applicant who has been denied any permit by the Building Official, based on the~~
2539 ~~Commission's refusal to issue a Certificate of Historic Appropriateness, may appeal that~~
2540 ~~decision to the City Council. The appeal must be made on or before thirty (30) days after~~
2541 ~~the Commission's decision.~~

2542 ~~(5) *Removal of Properties from the Historic Landmark Register.* Properties which, in the~~
2543 ~~opinion of the Historic Preservation Commission, no longer meet the criteria for eligibility~~
2544 ~~may be removed from the Historic Landmark Register after review and consideration by the~~
2545 ~~Commission.~~

2546 ~~(6) *Enforcement.* The provisions of this section are subject to the enforcement provisions~~
2547 ~~established in the Uniform Building Code, Uniform Code for Building Conservation, or in the~~
2548 ~~Uniform Housing Code as adopted by West Valley City.~~

2549 (Ord. No. 08-44 Enacted 09/17/2008)

2550 ~~3-17-105. — STANDARDS FOR REHABILITATION AND DESIGN GUIDELINES.~~

2551 ~~The following standards and guidelines shall be used by the Historic Preservation Commission in~~
2552 ~~determining the historic appropriateness of any application pertaining to Historic Landmark~~
2553 ~~properties. This includes individually designated Landmark properties and both contributing and~~
2554 ~~noncontributing properties in Landmark-designated historic districts. In approving an application~~
2555 ~~for a Certificate of Appropriateness, the Historic Preservation Commission shall find that the~~
2556 ~~project substantially complies with all of the following standards and guidelines that pertain to the~~
2557 ~~application and that the decision is in the best interest of the City.~~

2558 ~~(1) *Standards for Rehabilitation.* These standards are based on the “Secretary of the Interior’s~~
2559 ~~Standards for Rehabilitation,” which serve as a national and state model for appropriate~~
2560 ~~preservation treatment. The standards are as follows:~~

2561 ~~a. A property shall be used for its historic purpose or be placed in a new use that requires~~
2562 ~~minimal change to the defining characteristics of the building and its site and~~
2563 ~~environment.~~

2564 ~~b. The historic character of a property shall be retained and preserved. The removal of~~
2565 ~~historic materials or alteration of features and spaces that characterize a property shall be~~
2566 ~~avoided.~~

2567 ~~c. Each property shall be recognized as a physical record of its time, place, and use.~~
2568 ~~Changes that create a false sense of historical development, such as adding conjectural~~
2569 ~~features or architectural elements from other buildings, shall not be undertaken.~~

2570 ~~d. Most properties change over time; those changes that have acquired historic~~
2571 ~~significance in their own right shall be retained and preserved.~~

2572 ~~e. Distinctive features, finishes, and construction techniques or examples of~~
2573 ~~craftsmanship that characterize a property shall be preserved.~~

2574 ~~f. Deteriorated historic features shall be repaired rather than replaced. Where the severity~~
2575 ~~of deterioration requires replacement of a distinctive feature, the new feature shall match~~
2576 ~~the old in design, color, texture, and other visual qualities and, where possible, materials.~~
2577 ~~Replacement of missing features shall be substantiated by documentary, physical, or~~
2578 ~~pictorial evidence.~~

2579 ~~g. Chemical or physical treatments, such as sandblasting, that cause damage to historic~~

2580 materials shall not be used. The surface cleaning of structures, if appropriate, shall be
2581 undertaken using the gentlest means possible.

2582 ~~h. Significant archeological resources affected by a project shall be protected and~~
2583 ~~preserved. If such resources must be disturbed, mitigation measures shall be undertaken.~~

2584 ~~i. New additions, exterior alterations, or related new construction shall not destroy~~
2585 ~~historic materials that characterize the property. The new work shall be differentiated~~
2586 ~~from the old and shall be compatible with the massing, size, scale, and architectural~~
2587 ~~features to protect the historic integrity of the property and its environment.~~

2588 ~~j. New additions and adjacent or related new construction shall be undertaken in such a~~
2589 ~~manner that if removed in the future, the essential form and integrity of the historic~~
2590 ~~property and its environment would be unimpaired.~~

2591 ~~(2) General Design Guidelines.~~

2592 ~~a. Landmark Buildings and Contributing Buildings in Landmark-designated Historic~~
2593 ~~Districts.~~

2594 ~~i. Avoid demolition of landmark and contributing buildings. They are a finite~~
2595 ~~resource and cannot be replaced.~~

2596 ~~ii. Vacant buildings should be weather and vandal proofed in order to minimize~~
2597 ~~further deterioration and the threat to public safety.~~

2598 ~~iii. Rehabilitation work, especially on the exterior and the principal facade, should~~
2599 ~~preserve existing historic features or replace them if absolutely necessary with~~
2600 ~~features and materials known to have existed on the building. Avoid “dressing up”~~
2601 ~~buildings by adding features based on speculation.~~

2602 ~~iv. Avoid moving buildings whenever possible, especially to create artificial~~
2603 ~~groupings of historic buildings. If buildings must be moved, the new site should be~~
2604 ~~similar to the original site, and the original setback and orientation of the building on~~
2605 ~~the lot should be replicated.~~

2606 ~~b. Additions to Landmark and Contributing Buildings and Construction of New~~
2607 ~~Buildings within an Historic District.~~

2608 ~~i. New additions to landmark and contributing buildings should be subordinate to~~

2609 the original building, that is, lower in height, attached to the rear or set back along
2610 the side, and subordinate in scale and architectural detailing.

2611 ii.— Height, width, setback, roof shape, and the overall scale and massing of new
2612 buildings should be compatible with surrounding historic buildings and the overall
2613 streetscape.

2614 iii.— Materials on at least the primary facade(s) should be similar to original materials
2615 on facades of surrounding historic buildings (usually brick, stucco, stone, or wood
2616 siding, depending on the specific characteristics of the district.

2617 iv.— Architectural details (including wood or metal trim, porches, cornices, arches,
2618 window and door features, etc.) should not replicate historic features on surrounding
2619 historic buildings.

2620 v.— Window and door openings should be similar in size and orientation (vertical or
2621 horizontal) to openings on historic buildings and should take up about the same
2622 percentage of the overall facade as those on surrounding historic buildings.

2623 vi.— *Proportion of Principal Facades.* The relationship of the width to the height of
2624 the principal elevations shall be in scale with surrounding structures and streetscape.
2625 Wider new buildings can be divided into segments that more closely resemble the
2626 facade widths of historic buildings.

2627 vii.— *Roof Shape.* The roof shape of a building shall be visually compatible with the
2628 surrounding structures and streetscape. Unusual roof shapes, pitches, and colors are
2629 discouraged.

2630 (Ord. No. 08-44 Enacted 09/17/2008)

2631 **CHAPTER 3-18**
2632 **PROFESSIONAL STANDARDS REVIEW BOARD**

2633 Sections:

2634 **3-18-101— Establishment of the Board.**

2635 **3-18-102— Purpose.**

2636 **3-18-103— Membership of the Board.**

2637 **3-18-104— Scope and Jurisdiction of the Board.**

2638 **3-18-105— Meetings of the Board.**

- 2639 ~~3-18-106~~ — ~~Findings and Recommendations of the Board.~~
- 2640 ~~3-18-107~~ — ~~Training of Board Members.~~
- 2641 ~~3-18-108~~ — ~~Quarterly and Annual Board Reports.~~
- 2642 ~~3-18-109~~ — ~~Other Regulations Governing the Operation of the Board.~~

2643 ~~3-18-101.~~ — ~~ESTABLISHMENT OF THE BOARD.~~

2644 This Chapter hereby establishes the procedures governing the Professional Standards Review
2645 Board. In the event of any conflict between previous ordinances, resolutions, regulations, or
2646 directives and this Chapter, this Chapter shall govern.

2647 (~~Ord. No. 13-22 Enacted 06/03/2013~~)

2648 ~~3-18-102.~~ — ~~PURPOSE.~~

2649 The Professional Standards Review Board is designed to create independent citizen oversight of
2650 the West Valley City Police Department. The provisions of this Chapter are meant to ensure that
2651 the powers, jurisdiction, and responsibilities of the Board are consistent with this mission.

2652 (~~Ord. No. 13-22 Enacted 06/03/2013~~)

2653 ~~3-18-103.~~ — ~~MEMBERSHIP OF THE BOARD.~~

2654 (1) ~~The Professional Standards Review Board shall be composed of a minimum of five~~
2655 ~~citizens of West Valley City. Employees of the City, including but not limited to employees~~
2656 ~~of the Police Department, shall not be permitted to serve as voting members on the Board,~~
2657 ~~effective immediately.~~

2658 (2) ~~Members of the Board shall be appointed by the City Manager with the advice and~~
2659 ~~consent of the West Valley City Council. The Police Department shall not observe or~~
2660 ~~participate in the nomination process, including interviews of current or prospective board~~
2661 ~~members.~~

2662 (3) ~~Terms shall be two years in length. Members may be reappointed to the Board.~~

2663 (4) ~~A member of the Board may be removed with or without cause by the City Manager with~~
2664 ~~the advice and consent of the City Council.~~

2665 (5) A chairperson of the Board shall be designated by the City Manager. A West Valley City
2666 police officer shall be designated by the City Manager to serve on the Board. The officer shall
2667 not vote on matters before the Board, but shall be available to the Board for the purpose of
2668 answering questions regarding policing issues. The officer shall serve on the Board on an at-
2669 will basis and may be removed from the Board by the City Manager with or without cause at
2670 any time.

2671 (Ord. No. 13-22 Enacted 06/03/2013; Ord. No. 17-14 Amended 04/13/2017)

2672 ~~3-18-104. SCOPE AND JURISDICTION OF THE BOARD.~~

2673 (1) The Board shall review the following matters:

2674 a. All uses of force by the West Valley City Police Department;

2675 b. All vehicular pursuits; and

2676 c. All internal affairs investigations of police officers.

2677 (2) For the purpose of this Chapter, “use of force” shall be defined as the application of
2678 physical techniques or tactics, chemical agents, or weapons to another person. The display of
2679 a firearm or a taser shall be considered a use of force for the purpose of this Chapter. When a
2680 person submits to being searched, escorted, or restrained, such search, escort, or restraint shall
2681 not be considered a use of force for the purpose of this Chapter.

2682 (3) For the purpose of this Chapter, “vehicular pursuit” shall be defined as an active attempt
2683 by an officer in an authorized emergency vehicle to apprehend fleeing suspects who are
2684 attempting to avoid apprehension through evasive and unlawful tactics.

2685 (4) The Board shall review no other matters beyond those listed in this Section.

2686 (Ord. No. 13-22 Enacted 06/03/2013)

2687 ~~3-18-105. MEETINGS OF THE BOARD.~~

2688 (1) The Board shall meet monthly at a time and place to be determined by the City Manager.
2689 Board meetings shall be publicly noticed.

2690 (2) The Board shall be authorized to hold special meetings, provided public notice is given

2691 of the time and place of such meetings.

2692 ~~(3) At the opening of each meeting of the Board, the Board shall hear public comments. This~~
2693 ~~portion of the meeting shall be open to the public and shall not exceed thirty minutes. The~~
2694 ~~purpose of this comment period is to allow citizens to voice any opinions or concerns~~
2695 ~~regarding policing issues in West Valley City.~~

2696 ~~(4) Before the comment period, the chairperson of the Board shall instruct the audience as~~
2697 ~~follows:~~

2698 a. ~~The comment period is an informal opportunity to voice concerns regarding policing~~
2699 ~~issues in West Valley City. All comments shall relate to policing issues and not to other~~
2700 ~~matters of general concern;~~

2701 b. ~~Any person wishing to comment shall request recognition by the chairperson;~~

2702 c. ~~Upon recognition, the citizen shall approach the microphone and address the~~
2703 ~~chairperson;~~

2704 d. ~~All citizen comments shall be directed to the chairperson and the Board, not other~~
2705 ~~members of the audience or other staff members;~~

2706 e. ~~No person speaking during the comment period shall allow his comments to exceed~~
2707 ~~five minutes;~~

2708 f. ~~Citizens should not expect debate or dialogue, although the chairperson or Board~~
2709 ~~members may respond if they so choose; and~~

2710 g. ~~If a citizen violates these requirements or behaves in a disruptive or disorderly manner,~~
2711 ~~he or she shall be removed from the meeting.~~

2712 ~~(5) Following the conclusion of the public comment period, the chairperson shall close the~~
2713 ~~meeting to the public to discuss specific matters before the Board.~~

2714 (Ord. No. 13-22 Enacted 06/03/2013)

2715 ~~**3-18-106. FINDINGS AND RECOMMENDATIONS OF THE BOARD.**~~

2716 ~~(1) In addition to Internal Affairs investigations, the Internal Affairs division of the Police~~
2717 ~~Department shall investigate all uses of force and vehicular pursuits, providing the results of~~

2718 the investigation to the Board. The Board shall ask any questions or request any information
2719 that the Board deems appropriate.

2720 ~~(2) Upon reviewing the evidence presented by the Internal Affairs division, the Board may~~
2721 ~~take one of three actions:~~

2722 a. ~~Request additional information from the Internal Affairs division concerning the issue,~~
2723 ~~with a final recommendation to occur at a future meeting;~~

2724 b. ~~Recommend that the Chief of Police find that no wrongful conduct or violation of~~
2725 ~~policy occurred; or~~

2726 c. ~~Recommend that the Chief of Police find that wrongful conduct or violation of policy~~
2727 ~~occurred. If this option is exercised, the Board shall set forth with specificity the wrongful~~
2728 ~~conduct or policy violations that occurred and any disciplinary action that the Board may~~
2729 ~~find to be appropriate.~~

2730 ~~(3) All Board recommendations to the Chief of Police shall be in writing and shall be signed~~
2731 ~~by the chairperson.~~

2732 (Ord. No. 13-22 Enacted 06/03/2013)

2733 **~~3-18-107. TRAINING OF BOARD MEMBERS.~~**

2734 ~~(1) All members of the Board shall receive training administered by the West Valley City~~
2735 ~~Attorney's office. This training shall cover all topics suggested by the National Association~~
2736 ~~for Civilian Oversight of Law Enforcement, as well as any other topics deemed appropriate~~
2737 ~~by the City Attorney's office or by the City Manager.~~

2738 ~~(2) All members of the Board shall receive this training annually.~~

2739 ~~(3) Board members are encouraged to participate in ride-alongs with other law enforcement~~
2740 ~~agencies in the state of Utah. However, such participation is not required of Board members.~~

2741 (Ord. No. 13-22 Enacted 06/03/2013)

2742 **~~3-18-108. QUARTERLY AND ANNUAL BOARD REPORTS.~~**

2743 ~~(1) The Professional Standards Review Board shall provide quarterly and annual reports~~

2744 concerning the operations of the Board. These reports shall be presented to the City Council
2745 and shall be made public.

2746 ~~(2) Quarterly reports shall include the following information:~~

2747 a. ~~Total number of uses of force by the West Valley City Police Department during the~~
2748 ~~quarter;~~

2749 b. ~~Total number of unjustified or improper uses of force by the West Valley City Police~~
2750 ~~Department during the quarter;~~

2751 c. ~~Total number of vehicular pursuits by the West Valley City Police Department during~~
2752 ~~the quarter;~~

2753 d. ~~Total number of improper vehicular pursuits by the West Valley City Police~~
2754 ~~Department during the quarter;~~

2755 e. ~~Total number of Internal Affairs investigations referred to the Board during the~~
2756 ~~quarter; and~~

2757 f. ~~Total number of Internal Affairs investigations referred to the Board during the quarter~~
2758 ~~in which improper conduct was found.~~

2759 ~~(3) Annual reports shall include the following information:~~

2760 a. ~~Total number of uses of force by the West Valley City Police Department during the~~
2761 ~~year;~~

2762 b. ~~Total number of unjustified or improper uses of force by the West Valley City Police~~
2763 ~~Department during the year;~~

2764 c. ~~Total number of vehicular pursuits by the West Valley City Police Department during~~
2765 ~~the year;~~

2766 d. ~~Total number of improper vehicular pursuits by the West Valley City Police~~
2767 ~~Department during the year;~~

2768 e. ~~Total number of Internal Affairs investigations referred to the Board during the year;~~
2769 ~~and~~

2770 f. ~~Total number of Internal Affairs investigations referred to the Board during the year~~

2771 in which improper conduct was found.
2772 g. ~~Recommendations concerning City policing practices; and~~
2773 h. ~~Any specific areas where the Police Department requires improvement, additional~~
2774 ~~training, or policy changes.~~

2775 (Ord. No. 13-22 Enacted 06/03/2013)

2776 ~~3-18-109. OTHER REGULATIONS GOVERNING THE OPERATION OF THE~~
2777 ~~BOARD.~~

2778 ~~The City Manager is authorized to implement additional regulations governing the Board.~~
2779 ~~However, all regulations shall be consistent with this Chapter.~~

2780 (Ord. No. 13-22 Enacted 06/03/2013)

2781 ~~The West Valley City Municipal Code is current through Ordinance 24-40, passed~~
2782 ~~September 24, 2024.~~

2783 ~~Disclaimer: The city recorder's office has the official version of the West Valley City Municipal~~
2784 ~~Code. Users should contact the city recorder's office for ordinances passed subsequent to the~~
2785 ~~ordinance cited above.~~

2786 ~~City Website: www.wvc-ut.gov~~

2787 ~~City Telephone: (801) 966-3600~~

2788 ~~Hosted by General Code.~~

2789

2790 **Section 2. Reenactment.** Title 3 of the West Valley City Municipal Code is hereby
2791 reenacted as follows:

2792

2793
2794
2795
2796
2797
2798
2799
2800
2801
2802
2803
2804
2805
2806
2807
2808
2809
2810
2811
2812
2813
2814
2815
2816
2817
2818
2819
2820

TITLE 3

EXECUTIVE BRANCH ADMINISTRATIVE CODE

Chapters:

- 3-1 General Provisions**
- 3-2 City Manager's Office**
- 3-3 Employee Discipline Hearing Officer**
- 3-4 Criminal History Rights of Access**
- 3-5 Government Records Access Management Act**
- 3-6 Professional Standards Review Board**

2821
2822
2823
2824
2825
2826
2827
2828
2829
2830
2831
2832
2833

CHAPTER 3-1
GENERAL PROVISIONS

Sections:

- 3-1-101 Short Title.**
- 3-1-102 City Organization.**
- 3-1-103 Oaths of Office.**
- 3-1-104 Bonds.**
- 3-1-105 Administrative Policy and Procedures.**
- 3-1-106 Interference in Administration.**
- 3-1-107 Penalties.**
- 3-1-108 Emergency Management Succession of Offices.**
- 3-1-109 Technical Corrections to City Code.**
- 3-1-110 Audit Review Committee.**

2834
2835
2836
2837

3-1-101. SHORT TITLE.

This Title is known as the “West Valley City Administrative Code.” This Title is also known as “Title 3, West Valley City Code.” It may be cited and pleaded under either designation.

(Ord. No. 99-42 Repealed & Replaced 07/02/1999)

2838
2839
2840
2841
2842
2843
2844
2845

3-1-102. CITY ORGANIZATION.

(1) The City is organized as set forth herein. In addition, as provided in this Title, the City Manager may create other offices as are deemed necessary.

(2) The administrative divisions and offices and departments are supervised by the managers and department heads indicated herein. All administrative divisions and offices, departments, and any offices created by the City Manager are supervised by the City Manager.

(3) For the purpose of this subsection (3), “resident” shall mean a person who would be eligible to run for an at-large City Council seat.

2846 a. Notwithstanding any other provision of the West Valley City Municipal Code, any
2847 person appointed to serve as City Manager or Assistant City Manager shall become a
2848 resident of West Valley City within 12 months.

2849 b. After becoming a resident, the City Manager and Assistant City Manager shall
2850 maintain their primary residence in West Valley City for the remainder of their
2851 employment as City Manager or Assistant City Manager.

2852 c. Failure to comply with or remain in compliance with the requirements of this
2853 subsection (3) shall constitute cause for termination by a majority vote of the City
2854 Council.

2855 (Ord. No. 99-42 Repealed & Replaced 07/02/1999; Ord. No. 23-33 Amended 09/12/2023)

2856 **3-1-103. OATHS OF OFFICE.**

2857 (1) Each of the following officers and employees is required to take an oath of office before
2858 entering upon the discharge of the officer's or employee's duties, which oath shall be
2859 subscribed by the person taking it and filed and preserved in the office of the City Recorder:

2860 a. The City Manager, Assistant City Manager, City Recorder, department heads, City
2861 Treasurer, and members of the Planning Commission, Board of Adjustment, Civil Service
2862 Commission, and Business License Hearing Board.

2863 b. Any other commission members, board members, employees, or persons that the City
2864 Manager may deem appropriate or necessary.

2865 c. Once an oath is administered, it need not be re-administered.

2866 (2) The form of oath shall be as authorized by state law.

2867 (3) Failure to take an oath of office shall not disqualify the officer or employee from
2868 performing the duties of the position, nor invalidate any action taken by the officer or
2869 employee.

2870 (Ord. No. 99-42 Repealed & Replaced 07/02/1999)

2871 **3-1-104. BONDS.**

2872 The Finance Director, Treasurer, and any other employee shall obtain bonding as required by state
2873 law. The City shall pay all premiums for the above-required bonds.

2874 (Ord. No. 99-42 Repealed & Replaced 07/02/1999)

2875 **3-1-105. ADMINISTRATIVE POLICY AND PROCEDURES.**

2876 (1) Each officer and employee shall perform all duties required by state law, this Code, and
2877 City ordinances, and such other duties as may be required by the officer's or employee's
2878 department head or supervisor or the City Manager.

2879 (2) All departments and units thereof shall make a daily deposit with the City Treasurer of
2880 any public monies and shall pay out monies belonging to the City only in the manner
2881 prescribed by law, ordinance, and City policy.

2882 (Ord. No. 99-42 Repealed & Replaced 07/02/1999)

2883 **3-1-106. INTERFERENCE IN ADMINISTRATION.**

2884 No member of the City Council shall direct or request, except in writing, the appointment of any
2885 person to, or the removal of any person from office or to interfere in any way with the performance
2886 by the officer of their duties. The City Council shall not give orders to any subordinate of the City
2887 Manager, either publicly or privately, but may make suggestions and recommendations. Nothing
2888 in this Section shall prevent the City Council from appointing committees of its own members or
2889 of citizens to conduct investigations into the conduct of any officer, department, or agency of the
2890 City, or any matter relating to the welfare of the City, and delegating to these committees such
2891 powers of inquiry as the City Council may deem necessary.

2892 (Ord. No. 99-42 Repealed & Replaced 07/02/1999)

2893 **3-1-107. PENALTIES.**

2894 In addition to the reasons set forth in the Personnel Policy and Procedures Manual, any persons
2895 violating the provisions of this Title may be disciplined, reprimanded, suspended, or removed from
2896 office by the City Manager as provided by law. The provisions of this Title, however, are not
2897 intended to hold the City or its personnel to a higher duty than otherwise required by law or to
2898 subject the City or its personnel to criminal sanctions or civil liability.

2899 (Ord. No. 99-42 Repealed & Replaced 07/02/1999)

2900 **3-1-108. EMERGENCY MANAGEMENT SUCCESSION OF OFFICES.**

2901 (1) The City Manager shall ensure that provision has been made in accordance with state law
2902 for emergency succession of City officers and other employees.

2903 (2) The City Manager, upon a determination that West Valley City Hall is not capable of
2904 functioning as the seat of government for the City, may designate another location, outside of
2905 the City if necessary, to serve as the seat of government during an emergency.

2906 (Ord. No. 99-42 Repealed & Replaced 07/02/1999)

2907 **3-1-109. CORRECTION OF TECHNICAL ERRORS TO CITY CODE.**

2908 The City Attorney is authorized to correct technical errors and make other minor changes to the
2909 West Valley City Code, including:

2910 (1) Adopting a uniform system of punctuation;

2911 (2) Eliminating duplication and the repeal of laws directly or by implication, including
2912 renumbering when necessary;

2913 (3) Correcting defective or inconsistent section and paragraph structure arrangement of the
2914 subject matter of existing statutes;

2915 (4) Eliminating all obsolete and redundant words;

2916 (5) Correcting obvious errors and inconsistencies, including those involving punctuation,
2917 capitalization, cross-references, numbering, and wording;

2918 (6) Changing the formatting to more accurately reflect the substance of each section, part,
2919 chapter, or title; and

2920 (7) Merging or determining priority of any amendments, enactments, or repealers to the same
2921 code provisions that are passed by the City Council.

2922 (Ord. No. 99-42 Repealed & Replaced 07/02/1999)

2923 **3-1-110. AUDIT REVIEW COMMITTEE.**

2924 (1) There is hereby created an Audit Review Committee composed of two members of the
2925 City Council, a City employee, a finance director or similarly situated individual from
2926 another municipality or public organization, and a member of the community with related
2927 experience.

2928 (2) Members of the Audit Review Committee are appointed by the City Manager with the
2929 advice and consent of the City Council to serve three year terms. All terms shall run
2930 concurrently. Members may be dismissed with or without cause by the City Manager
2931 with the advice and consent of the City Council.

2932 (3) The Audit Review Committee shall make recommendations concerning an independent
2933 firm to perform the City's annual audit, make reports and recommendations to the City
2934 Council concerning said audit and related matters, and perform other functions as
2935 directed by the City Manager.

2936

2937

2938

2939

2940

2941

2942

2943

2944
2945
2946
2947
2948
2949
2950
2951

CHAPTER 3-2
CITY MANAGER'S OFFICE

2952
2953

2954 Sections:

- 2955 **3-2-101 General Administration.**
- 2956 **3-2-102 City Manager.**
- 2957 **3-2-103 Administration of the Justice Court.**
- 2958 **3-2-104 Administrative Law Judge.**
- 2959 **3-2-105 Traffic School Program.**

2960 **3-2-101. GENERAL ADMINISTRATION.**

2961 In addition to all other duties and responsibilities of the City Manager, the City Manager's Office
2962 is responsible for all matters relating to administrative services, support services to the City
2963 Council, the City Recorder, public affairs, administration of the Justice Court, and such other
2964 programs as required by the City Council.

2965 (Ord. No. 99-42 Repealed & Replaced 07/02/1999; Ord. No. 03-43 Amended 05/20/2003)

2966 **3-2-102. CITY MANAGER.**

2967 (1) The City Manager is the Chief Executive Officer of the City and has the following powers
2968 and duties:

2969 a. To faithfully execute and enforce all applicable laws, ordinances, rules, and
2970 regulations and to see that all franchises, leases, permits, contracts, licenses, and
2971 privileges granted by the City are observed.

2972 b. To carry out the policies and programs established by the City Council.

2973 c. To organize and direct the management of the executive affairs of the City in a manner
2974 consistent with state law and City ordinances.

2975 d. To appoint a budget officer who shall be the Finance Director, for the purpose of
2976 complying with the requirements of the Uniform Municipal Fiscal Procedures Act.

2977 e. To appoint, with the advice and consent of the City Council, a qualified person to each
2978 of the offices of Assistant City Manager, City Recorder, City Treasurer, Administrative
2979 Services Director, Communications Director, Community Development Director,
2980 Economic Development Director, Community Preservation Director, Finance Director,
2981 Fire Chief, City Attorney, Parks and Recreation Director, Chief of Police, City Engineer,
2982 and Public Works Director; to create any other offices as may be deemed necessary for
2983 the good government of the municipality; and to regulate and prescribe the powers and
2984 duties of all other officers of the City, except as provided by law or by ordinance.

2985 f. To examine and inspect the books, records, and official papers of any office,
2986 department, agency, board, or commission of the City, and to make investigations and
2987 require reports from personnel.

2988 g. To appoint, subject to the provisions of law and this Administrative Code and with
2989 the advice and consent of the City Council, suspend, and remove, heads of City offices,
2990 departments, and agencies and all appointive officers of boards and commissions.

2991 h. To establish standards, qualifications, criteria, and procedures to govern the
2992 appointments by heads of offices, departments, and agencies, or by other authorized
2993 officers, of divisional officers, assistants, deputies, and employees within their respective
2994 organizational units, subject to any applicable provisions of the merit system and this
2995 Administrative Code.

2996 i. To submit to the City Council plans and programs relating to the development and
2997 needs of the City, and reports concerning the financial, administrative, and operational
2998 activities of municipal offices, departments, agencies, boards, and commissions, together
2999 with the City Manager’s evaluation and recommendations relating to them.

3000 j. To attend all meetings of the City Council and take part in its discussions and
3001 deliberations, but without the right to vote.

3002 k. To appoint, with approval by majority vote of the full membership of the City Council,
3003 an Acting City Manager to serve in the City Manager’s absence or temporary incapacity
3004 to perform the powers and duties provided for in this Title.

3005 l. To discharge any other duties specified by statute or imposed by the City Council.

3006 (2) In addition to the above-enumerated powers and duties, the City Manager may:

3007 a. Authorize a department head or officer responsible to the City Manager to appoint and
3008 remove subordinates serving under that department head or officer.

3009 b. Personally assume, unless the office legally requires a particular designation or
3010 certification, or delegate to some other officer or employee, the duties of any office or
3011 position under the City Manager’s control which is vacant or which lacks administration
3012 due to the absence or disability of the incumbent.

3013 c. Assign any employee of the City to any department or branch thereof requiring
3014 services.

3015 d. Prescribe such rules and regulations by executive order, with the advice and consent
3016 of the City Council, as the City Manager shall deem necessary or expedient for the
3017 conduct of all departments, divisions, and offices; and revoke, suspend, or amend any rule
3018 or regulation by whoever prescribed.

3019 e. Personally or by delegation, investigate and examine or inquire into the affairs or
3020 operation of any department, division, or office; and, when so authorized by the City
3021 Council, the City Manager shall have power to employ consultants and professional
3022 counsel to aid in such investigations, examinations, or inquiries.

3023 f. Examine all proposed contracts to which the City may be a party. When a purchase,
3024 obligation, or other contract may be properly entered into without specific City Council
3025 approval, the City Manager or any official delegated the responsibility may sign the
3026 document on behalf of the City. The Mayor’s facsimile signature shall also be used and
3027 shall be countersigned by the City Recorder.

3028 g. Approve merit pay increases, bonuses, or other compensation for City personnel when
3029 appropriate.

3030 h. Set aside any action taken by a department head and supersede the department head
3031 in the functions of the department head’s office.

3032 i. Direct any department, division, or office to perform the work for any other
3033 department, division, or office, except where legally prohibited.

3034 j. Compromise and settle, or authorize the City Attorney to compromise and settle, all
3035 claims or legal actions involving the City.

3036 k. Set the dates of all public hearings. The City Manager shall notify the City Council of
3037 all such dates at a subsequent meeting of the City Council.

3038 l. Designate such committees and the officers thereof as the City Manager shall find
3039 necessary for the proper consideration of administrative problems. Such committees shall
3040 meet at the request of the City Manager and shall make such recommendations on matters
3041 referred to them as they shall find necessary for the best interests of the City.

3042 m. Declare any property to be surplus to the needs of the City and dispose of the property
3043 consistent with law.

3044 n. In addition to the Personnel Policy and Procedures rules for filling open employment
3045 positions, when the City Manager determines that it is in the best interests of the City, the
3046 City Manager may authorize alternative employment methods, including the recruitment
3047 of specific individuals.

3048 (Ord. No. 99-42 Repealed & Replaced 07/02/1999; Ord. No. 00-12 Amended 02/24/2000; Ord.
3049 No. 07-31 Amended 05/15/2007; Ord. No. 09-22 Amended 07/08/2009; Ord. No. 24-12 Amended

3050 03/26/2024)

3051 **3-2-103. ADMINISTRATION OF THE JUSTICE COURT.**

3052 (1) The Justice Court, for personnel, budget and other administrative issues shall report to
3053 the City through the Assistant City Manager.

3054 (2) In accordance with state law, the Justice Court shall be open to the public and shall
3055 conduct judicial business Monday through Thursday.

3056 (3) In accordance with state law, the operating hours of the Justice Court shall be from 7:00
3057 a.m. to 6:00 p.m. with the exception of legal holidays.

3058 (4) The Court Administrator, with approval from the City Manager, may promulgate a
3059 recommended bail schedule for crimes frequently prosecuted in the West Valley City Justice
3060 Court.

3061 (5) The City Manager may, if necessary, appoint temporary Justice Court Judges to fill
3062 temporary vacancies in the West Valley City Justice Court.

3063 (Ord. No. 99-42 Repealed & Replaced 07/02/1999; Ord. No. 03-43 Amended 05/20/2003; Ord.
3064 No. 04-21 Amended 04/20/2004; Ord. No. 09-28 Amended 08/07/2009)

3065 **3-2-104. ADMINISTRATIVE LAW JUDGE.**

3066 (1) The Administrative Law Judge (ALJ) is appointed by the City Manager.

3067 (2) The ALJ position may be a merit or contract position and is subject to all personnel rules,
3068 except as provided in Subsection 3-2-104(3).

3069 (3) The ALJ may not be disciplined for any decision made while conducting a hearing, as
3070 long as the decision is lawful and made in accordance with City ordinances, policy, and
3071 procedure.

3072 (4) The ALJ shall be trained and knowledgeable in misdemeanors, traffic laws, and due
3073 process.

3074 (5) The ALJ position is not a supervisory position. The ALJ is supervised by the Assistant
3075 City Manager.

3076 (Ord. No. 99-42 Repealed & Replaced 07/02/1999; Ord. No. 11-29 Amended 12/13/2011)

3077 **3-2-105. TRAFFIC SCHOOL PROGRAM.**

3078 The Traffic School Program is supervised by the Assistant City Manager and shall:

3079 (1) Offer to individuals found in violation of traffic offenses an opportunity to have their
3080 penalties reduced through attendance at traffic school.

3081 (2) Provide individuals found in violation of traffic offenses an opportunity to sharpen
3082 defensive driving skills, while reinforcing safety skills.

3083 (3) Collect and receipt fees assessed for attendance at traffic school.

3084 (4) Provide for qualified instructors to conduct classes.

3085 (Ord. No. 99-42 Repealed & Replaced 07/02/1999)

3086

3087

3088

3089 **CHAPTER 3-3**

3090 **EMPLOYEE DISCIPLINE HEARING OFFICER**

3091 Sections:

3092 **3-3-101 Employee Discipline Hearing Officer.**

3093 **3-3-102 Who May Appeal to the Employee Discipline Hearing Officer.**

3094 **3-3-103 Manner of Appeal.**

3095 **3-3-104 Disposition of the Appeal.**

3096 **3-3-105 Hearing – General Procedures.**

3097 **3-3-106 Evidence to Be Considered by the Employee Discipline Hearing Officer.**

3098 3-3-107 Decisions and Burden of Proof.

3099 3-3-108 Public Access.

3100 3-3-109 No Additional Rights Created.

3101 3-3-101. EMPLOYEE DISCIPLINE HEARING OFFICER.

3102 The City Manager shall appoint a Hearing Officer pursuant to the following requirements:

3103 (1) The Hearing Officer shall be selected by a public hiring process;

3104 (2) The Hearing Officer shall be an independent contractor with a term of at least one year;

3105 (3) A selection committee existing of a sitting West Valley City Council Member, a West
3106 Valley City citizen, and a representative of the West Valley City Human Resources Division
3107 shall submit two names to the City Manager; and

3108 (4) The City Council shall ratify the City Manager's appointment of the Hearing Officer.

3109 (Ord. No. 99-42 Repealed & Replaced 07/02/1999; Ord. No. 14-32 Amended 07/24/2014)

3110 3-3-102. WHO MAY APPEAL TO THE EMPLOYEE DISCIPLINE HEARING
3111 OFFICER.

3112 (1) Subject to Subsection (2) below, an appeal may only be taken from a termination,
3113 suspension for more than two days without pay, involuntary transfer from one position to
3114 another with less remuneration for any disciplinary reason, or a final decision of the City on a
3115 grievance relating to a promotion. All other disciplinary actions, including but not limited to
3116 oral or written reprimands, and employees discharged or involuntarily transferred to a position
3117 with less remuneration as a result of layoff or reorganization, are outside the jurisdiction of
3118 the Employee Discipline Hearing Officer and may not be the subject of an appeal.

3119 (2) All employees may appeal to the Employee Discipline Hearing Officer, with the
3120 following exceptions:

3121 a. An employee appointed pursuant to Utah Code Annotated 10-3-1105(2) or successor

- 3122 statute, as amended;
- 3123 b. A police chief;
- 3124 c. A deputy or assistant police chief;
- 3125 d. A fire chief;
- 3126 e. A deputy or assistant fire chief;
- 3127 f. A head of a municipal department or division;
- 3128 g. A deputy of a head of a municipal department or division;
- 3129 h. A probationary employee;
- 3130 i. A part-time employee, including paid call fire fighters;
- 3131 j. A seasonal or temporary employee of the municipality;
- 3132 k. A person who works in the office of an elected official;
- 3133 l. A secretarial or administrative assistant support position that is specifically designated
3134 as a position to assist an elected official or the head or deputy head of a municipal
3135 department;
- 3136 m. Any individuals appointed to a position under Utah Code Annotated 10-3-901, et
3137 seq., including
- 3138 i. The city engineer;
- 3139 ii. The city recorder
- 3140 iii. The city treasurer; or
- 3141 iv. The city attorney; or
- 3142 n. An employee who has:
- 3143 i. Acknowledged in writing that the employee's employment status is appointed or

3144 at will;

3145 ii. Voluntarily waived the procedures required by Utah Code Annotated 10-3-1106,
3146 as amended.

3147 (Ord. No. 14-32 Enacted 07/24/2014)

3148 **3-3-103. MANNER OF APPEAL.**

3149 (1) All appeals must be initiated by filing a notice of appeal with the City Recorder within
3150 10 calendar days from the date of the order from which the appeal is taken.

3151 (2) The notice of appeal must include the following:

3152 a. The specific reasons for the appeal, including but not limited to the reasons why the
3153 appellant believes the City’s decision was in error;

3154 b. The written pre-discipline notice received by the appellant;

3155 c. The written decision or order which is being appealed by the appellant;

3156 d. The mailing address to be used for further communication with the appellant; and

3157 e. The appellant’s signature.

3158 (3) An appellant’s failure to timely submit a notice of appeal in full and complete compliance
3159 with this Section shall result in a forfeiture of all appeal rights of the appellant.

3160 (4) No later than five calendar days following the filing of the notice of appeal, the Hearing
3161 Officer shall:

3162 a. Schedule a hearing at the Hearing Officer’s sole discretion, which shall be held no
3163 sooner than 30 days and no later than 45 calendar days after the filing of the notice of
3164 appeal.

3165 (5) Provide the date, time and place of the hearing to:

3166 a. The appellant;

- 3167 b. The appellant’s counsel, if any;
- 3168 c. The City’s counsel;
- 3169 d. The Human Resource Division;
- 3170 e. The Department Head.

3171 (Ord. No. 14-32 Enacted 07/24/2014; Ord. No. 24-40 Amended 09/24/2024)

3172 **3-3-104. DISPOSITION OF THE APPEAL.**

3173 (1) Upon receipt of a notice of appeal, the City Recorder must mail or personally deliver a
3174 copy of the appeal to the department head, City Manager, Human Resource Office, and City
3175 Attorney’s office.

3176 (Ord. No. 14-32 Enacted 07/24/2014)

3177 **3-3-105. HEARING – GENERAL PROCEDURES.**

3178 (1) The Hearing Officer shall conduct the hearing in accordance with Section 10-3-
3179 1106(4)(a), Utah Code Annotated 1953, or successor statute, as amended. At the hearing, the
3180 appellant may:

- 3181 a. Appear in person and be represented by counsel;
- 3182 b. Have a hearing open to the public, if appellant so desires;
- 3183 c. Confront the witnesses whose testimony is to be considered; and
- 3184 d. Examine the evidence to be considered by the Hearing Officer.

3185 (2) The Hearing Officer has no subpoena power.

3186 (3) The Hearing Officer has no contempt power.

3187 (4) The City shall present its evidence first. The appellant shall present its evidence following
3188 the conclusion of the City’s presentation.

3189 (Ord. No. 14-32 Enacted 07/24/2014; Ord. No. 24-40 Amended 09/24/2024)

3190 **3-3-106. EVIDENCE TO BE CONSIDERED BY THE EMPLOYEE DISCIPLINE**
3191 **HEARING OFFICER.**

3192 (1) No later than 20 calendar days before the date of the appeal hearing set by the Hearing
3193 Officer, the City shall provide to the appellant a complete list of exhibits and witnesses which
3194 shall be presented at the appeal hearing.

3195 (2) No later than 10 calendar days before the date of the appeal hearing, the City and the
3196 appellant shall provide a complete list of exhibits and witnesses which shall be presented at
3197 the appeal hearing to one another and to the Hearing Officer.

3198 (3) The Hearing Officer shall not consider any evidence not timely submitted as provided in
3199 this Section, other than witness testimony. The Hearing Officer shall not hear the testimony
3200 of witnesses not included on a timely submitted witness list as provided in this Section, with
3201 the exception of rebuttal witnesses.

3202 (Ord. No. 14-32 Enacted 07/24/2014; Ord. No. 24-40 Amended 09/24/2024)

3203 **3-3-107. DECISIONS AND BURDEN OF PROOF.**

3204 (1) The Hearing Officer shall review a decision using a “substantial evidence” standard of
3205 review. “Substantial evidence” is that quantum and quality of relevant evidence that is
3206 adequate to convince a reasonable person to support a conclusion. If the Hearing Officer finds
3207 that there is “substantial evidence” to support the City’s action, the Hearing Officer shall
3208 uphold the action. If the Hearing Officer finds that there is not “substantial evidence” to
3209 support the City’s action, the Hearing Officer shall overturn the decision. If the Hearing
3210 Officer overturns the City’s action, the Hearing Officer’s decision shall provide that the City
3211 shall compensate the appellant as required by state law.

3212 (2) The Hearing Officer’s decision shall be in writing, shall adopt findings of fact and
3213 conclusions of law in support of the Hearing Officer’s decision, and shall be certified to the
3214 City Recorder within fifteen (15) days of the date of the hearing.

3215 a. The Hearing Officer may extend the 15-day period to a maximum of sixty (60)
3216 calendar days if the Hearing Officer has good cause and the consent of both the City and
3217 the employee.

3218 (3) The Hearing Officer shall keep a record of the proceedings.

3219 (4) The ruling by the Hearing Officer shall be the final administrative decision of the City.

3220 (Ord. No. 14-32 Enacted 07/24/2014)

3221 **3-3-108. PUBLIC ACCESS.**

3222 (1) The Appellant may decide whether or not the public is allowed at the hearing.

3223 (2) The Hearing Officer may expel any person who is disorderly during the hearing.

3224 (Ord. No. 14-32 Enacted 07/24/2014)

3225 **3-3-109. NO ADDITIONAL RIGHTS CREATED.**

3226 The process set forth in this Chapter is not intended and shall not be interpreted to create or
3227 establish any interest or right in employment or employment benefits. The City hereby undertakes
3228 no additional obligations beyond those set forth by state and federal law.

3229 (Ord. No. 14-32 Enacted 07/24/2014)

3230

3231

3232

3233

3234

3235

3236

3237

3238

3239
3240
3241

CHAPTER 3-15

CRIMINAL HISTORY RIGHTS OF ACCESS

3242
3243

Sections:

- 3245 **3-4-101 Purpose.**
3246 **3-4-102 Access to Criminal Histories for City Purposes.**
3247 **3-4-103 Public Access to Criminal Histories.**
3248 **3-4-104 Right of Access Purpose Codes.**
3249 **3-4-105 Misuse of Right of Access.**

3250 **3-4-101. PURPOSE.**

3251 The purpose of this Chapter is to authorize the City to access criminal histories through the Utah
3252 Bureau of Criminal Identification system (“BCI”), or its successor, for purposes related City
3253 services, licensing or employment and to provide an access point for the public to obtain criminal
3254 histories.

3255 (Ord. No. 06-22 Enacted 04/04/2006)

3256 **3-4-102. ACCESS TO CRIMINAL HISTORIES FOR CITY PURPOSES.**

3257 (1) Any person requesting services, licensing or employment from or by West Valley City
3258 that requires, by ordinance, law or adopted rule, the City to first ascertain that person’s
3259 criminal history, must complete an application, which provides date of birth, social security
3260 number, full legal name, place of residency and requestor’s signature. The person must also
3261 sign a release form, which indicates that person’s consent for that person’s criminal history to
3262 be released to West Valley City.

3263 (2) A photo copy of the person’s valid identification, the application, and receipt of payment
3264 will be attached together and filed in the dissemination log file created for each year.

3265 (3) Every page of the criminal history shall be stamped and dated. The criminal history shall
3266 only be valid for the date it was printed and the person shall be advised accordingly. Further,
3267 if the criminal history includes any missing data or incorrect data, the person shall be advised
3268 to contact BCI immediately to make the appropriate changes or additions to their criminal
3269 history.

3270 (4) The fee, if any, required for criminal histories for citizens requesting City services,
3271 licensing or employment shall be set forth in the Consolidated Fee Schedule

3272 (5) West Valley City law enforcement shall have the right to access criminal histories without
3273 an application or release form in order to properly conduct departmental duties.

3274 (Ord. No. 06-22 Enacted 04/04/2006)

3275 **3-4-103. PUBLIC ACCESS TO CRIMINAL HISTORIES.**

3276 (1) The City, may at its discretion, provide any person who makes a request pursuant to the
3277 terms of this ordinance with a copy of their criminal history provided that the person must
3278 complete an application, which provides date of birth, social security number, full legal name,
3279 place of residency and requestor’s signature. Criminal histories may also be provided to any
3280 person who presents a completed application and a valid release form, which indicates the
3281 subject of the criminal histories consent for their criminal history to be released to the
3282 requestor.

3283 (2) A photo copy of the person and/or requestor’s valid identification, the application, release
3284 if applicable and receipt of payment will be attached together and filed in the dissemination
3285 log file created for each year.

3286 (3) Every page of the criminal history shall be stamped and dated. The criminal history shall
3287 only be valid for the date it was printed and the requestor shall be advised accordingly. Further,
3288 if the criminal history includes any missing data or incorrect data, the person shall be advised

3289 to contact BCI immediately to make the appropriate changes or additions to their criminal
3290 history.

3291 (4) The fee required for criminal histories accessed pursuant to this section shall be set forth
3292 in the Consolidated Fee Schedule.

3293 (Ord. No. 06-22 Enacted 04/04/2006)

3294 **3-4-104. RIGHT OF ACCESS PURPOSE CODES.**

3295 (1) For citizens requesting services from West Valley City, “P” will be used for the purpose
3296 code when running any Right of Access Request.

3297 (2) For law enforcement, “C” will be used for the purpose code when running any Right of
3298 Access Request.

3299 (3) These codes may be changed as required to conform to current BCI policies.

3300 (Ord. No. 06-22 Enacted 04/04/2006)

3301 **3-4-105. MISUSE OF RIGHT OF ACCESS.**

3302 (1) West Valley City shall conduct an investigation into any complaint or allegation filed
3303 involving the misuse of the Right of Access. BCI will also be notified of any complaint or
3304 allegation received.

3305 (2) Any City employee found in violation of any policy relating to the Right of Access will
3306 be reprimanded according to West Valley City’s personnel policies and procedures.

3307 (3) The following City departments are authorized to access criminal histories under the
3308 terms of this chapter:

3309 a. Law Enforcement

3310 b. Housing Authority

3311 c. Legal

3312 (Ord. No. 06-22 Enacted 04/04/2006)

3313

3314

3315

3316

3317

3318

CHAPTER 3-5

3319

GOVERNMENT RECORDS ACCESS AND MANAGEMENT ACT

3320

Sections:

3321

3-5-100P

3322

Part 1—West Valley City Records

3323

3-5-101 Short Title.

3324

3-5-102 Purpose and Intent.

3325

3-5-103 City Records Officer: Designation and Duties.

3326

3-5-104 Records Maintenance Procedures.

3327

3-5-105 Storage Medium.

3328

3-5-200P

3329

Part 2—Access and Disclosure of Records

3330

3-5-201 Access to Public Records; Right to Inspect and Receive Copies.

3331

3-5-300P

3332

Part 3—Procedure for Access

3333

3-5-301 Request for Record.

3334

3-5-302 Fees.

3335

3-5-400P

3336

Part 4—Appeals

3337

3-5-401 Appeal to Chief Administrative Officer.

3338 3-5-402 Appealing a Decision of a Chief Administrative Officer.

3339 3-5-403 Judicial Review.

3340 3-5-500P

3341 Part 5 – Penalties

3342 3-5-501 Disciplinary Action.

3343 3-5-100P

3344 PART 1—WEST VALLEY CITY RECORDS

3345 3-5-101. SHORT TITLE.

3346 This Chapter shall be known as the West Valley City Government Records Access and
3347 Management Act.

3348 (Ord. No. 15-43 Repealed & Replaced 01/08/2016)

3349 3-5-102. PURPOSE AND INTENT.

3350 It is the further purpose and intent of the West Valley City Council to provide, in accordance with
3351 the Government Records Access and Management Act, Chapter 2 of Title 63G of the Utah Code
3352 Annotated, 1953 or successor statute, as amended, an ordinance acknowledging and complying
3353 with said Act and providing for its application in the City. City departments shall comply with the
3354 provisions of this Chapter and shall also comply with other federal and state statutory and
3355 regulatory record-keeping requirements.

3356 (Ord. No. 15-43 Repealed & Replaced 01/08/2016)

3357 3-5-103. CITY RECORDS OFFICER: DESIGNATION AND DUTIES.

3358 (1) The City Recorder is hereby appointed as the Records Officer to oversee and coordinate
3359 records access and management and City archives activities.

- 3360 (2) The Records Officer shall:
- 3361 a. Comply with state law governing the certification of a Records Officer;
- 3362 b. Make annual reports of records services activities to the City Council, as requested;
- 3363 c. Provide training relative to records management, maintenance and access, to the
3364 various City departments, as necessary;
- 3365 d. Establish and maintain an active, continuing program for the economical and efficient
3366 management of the City’s records as provided by this Chapter;
- 3367 e. Make and maintain adequate and proper documentation of the organization, functions,
3368 policies, decisions, procedures and essential transactions of the City designed to furnish
3369 information to protect the legal and financial rights of persons directly affected by the
3370 City’s activities;
- 3371 f. Submit to the state archivist proposed schedules of records;
- 3372 g. Cooperate with the state archivist in conducting surveys made by the state archivist;
- 3373 h. Evaluate all record series that the City uses or creates and report to the state archives
3374 the classification of each record series that is classified;
- 3375 i. Establish and report, to the state archives, retention schedules for objects that the City
3376 determines are not records, but that have historical or evidentiary value; and
- 3377 j. Designate those record series as required by this Chapter and report the designations
3378 of its record series to the state archives.
- 3379 (3) The Records Officer may classify a particular record, record series or information within
3380 a record at any time, but is not required to classify a particular record, record series or
3381 information until access to the record is requested.
- 3382 (4) The Records Officer may redesignate a record series or reclassify a record, record series
3383 or information within a record at any time.
- 3384 (5) The Records Officer shall file with the state archives a copy of any amendment to this

3385 Ordinance, no later than 30 days after its effective date.

3386 (Ord. No. 15-43 Repealed & Replaced 01/08/2016)

3387 **3-5-104. RECORDS MAINTENANCE PROCEDURES.**

3388 Records maintenance procedures shall be developed by the Records Officer to ensure that due care
3389 is taken to maintain and preserve City records safely and accurately over the long term. The
3390 Records Officer shall be responsible for monitoring the application and use of technical processes
3391 in the creation, duplication and disposal of City Records, and shall monitor compliance with the
3392 required standards of quality, permanence and admissibility pertaining to the creation, use and
3393 maintenance of records.

3394 (Ord. No. 15-43 Repealed & Replaced 01/08/2016)

3395 **3-5-105. STORAGE MEDIUM.**

3396 The City retains and reserves to itself the right to use any type of non-verbal or non-written format
3397 for the storage, retention and retrieval of government records, including, but not limited to, audio
3398 tapes, video tapes, microforms, any type of computer, data processing, imaging or electronic
3399 information storage or processing equipment or systems, which are not prohibited by state statute
3400 and do not compromise legal requirements for records storage, retrieval, security and maintenance,
3401 to store and maintain City records. All computerized and non-written format records and data
3402 which are designated and classified in accordance with this Chapter shall be made available to a
3403 requester in accordance with this Chapter.

3404 (Ord. No. 15-43 Repealed & Replaced 01/08/2016)

3405 **3-5-200P**

3406 **PART 2—ACCESS AND DISCLOSURE OF RECORDS**

3407 **3-5-201. ACCESS TO PUBLIC RECORDS; RIGHT TO INSPECT AND RECEIVE**
3408 **COPIES.**

3409 Every person has a right to inspect a public record, free of charge, and has the right to take a copy
3410 of a public record during normal City business hours, subject to the payment in accordance with
3411 the Consolidated Fee Schedule.

3412 (Ord. No. 15-43 Repealed & Replaced 01/08/2016)

3413 **3-5-300P**

3414 **PART 3—PROCEDURE FOR ACCESS**

3415 **3-5-301. REQUEST FOR RECORD.**

3416 All record requests shall be directed to the City department where the record is kept in writing on
3417 forms provided by West Valley City.

3418 (Ord. No. 15-43 Repealed & Replaced 01/08/2016)

3419 **3-5-302. FEES.**

3420 Fees to be charged under this section shall be set forth in the West Valley City Consolidated Fee
3421 Schedule, in accordance with state law.

3422 (Ord. No. 15-43 Repealed & Replaced 01/08/2016)

3423 **3-5-400P**

3424 **PART 4—APPEALS**

3425 **3-5-401. APPEAL TO CHIEF ADMINISTRATIVE OFFICER.**

3426 (1) For purposes of this Part, West Valley City’s City Manager or designee shall be West
3427 Valley City’s Chief Administrative Officer.

3428 (2) Appeals of an access denial shall be conducted pursuant to state law.

3429 (Ord. No. 15-43 Repealed & Replaced 01/08/2016)

3430 **3-5-402. APPEALING A DECISION OF A CHIEF ADMINISTRATIVE OFFICER.**

3431 (1) A decision by the Chief Administrative Officer affirming the denial of a record may be
3432 appealed pursuant to state law.

3433 (2) The City has not formed an Appeals Committee.

3434 (Ord. No. 15-43 Repealed & Replaced 01/08/2016)

3435 **3-5-403. JUDICIAL REVIEW.**

3436 Any party to a proceeding may appeal pursuant to state law.

3437 (Ord. No. 15-43 Repealed & Replaced 01/08/2016)

3438 **3-5-500P**

3439 **PART 5 – PENALTIES**

3440 **3-5-501. DISCIPLINARY ACTION.**

3441 The City may take disciplinary action, which may include suspension or discharge, against any
3442 employee who violates any provision of this Chapter.

3443 (Ord. No. 15-43 Repealed & Replaced 01/08/2016)

3444

3445

3446

3447

3448

3449

3450

3451

3452

3453

3454

3455

3456 CHAPTER 3-6

3457 PROFESSIONAL STANDARDS REVIEW BOARD

3458 Sections:

3459 3-6-101 Establishment of the Board.

3460 3-6-102 Purpose.

3461 3-6-103 Membership of the Board.

3462 3-6-104 Scope and Jurisdiction of the Board.

3463 3-6-105 Meetings of the Board.

3464 3-6-106 Findings and Recommendations of the Board.

3465 3-6-107 Training of Board Members.

3466 3-6-108 Quarterly and Annual Board Reports.

3467 3-6-109 Other Regulations Governing the Operation of the Board.

3468 3-6-101. ESTABLISHMENT OF THE BOARD.

3469 This Chapter hereby establishes the procedures governing the Professional Standards Review
3470 Board. In the event of any conflict between previous ordinances, resolutions, regulations, or
3471 directives and this Chapter, this Chapter shall govern.

3472 (Ord. No. 13-22 Enacted 06/03/2013)

3473 3-6-102. PURPOSE.

3474 The Professional Standards Review Board is designed to create independent citizen oversight of
3475 the West Valley City Police Department. The provisions of this Chapter are meant to ensure that
3476 the powers, jurisdiction, and responsibilities of the Board are consistent with this mission.

3477 (Ord. No. 13-22 Enacted 06/03/2013)

3478 3-6-103. MEMBERSHIP OF THE BOARD.

3479 (1) The Professional Standards Review Board shall be composed of a minimum of five

3480 citizens of West Valley City. Employees of the City, including but not limited to employees
3481 of the Police Department, shall not be permitted to serve as voting members on the Board.

3482 (2) Members of the Board shall be appointed by the City Manager with the advice and
3483 consent of the West Valley City Council. The Police Department shall not observe or
3484 participate in the nomination process, including interviews of current or prospective board
3485 members.

3486 (3) Terms shall be two years in length. Members may be reappointed to the Board.

3487 (4) A member of the Board may be removed with or without cause by the City Manager with
3488 the advice and consent of the City Council.

3489 (5) A chairperson of the Board shall be designated by the City Manager. A West Valley City
3490 police officer shall be designated by the City Manager to serve on the Board. The officer shall
3491 not vote on matters before the Board but shall be available to the Board for the purpose of
3492 answering questions regarding policing issues. The officer shall serve on the Board on an at-
3493 will basis and may be removed from the Board by the City Manager with or without cause at
3494 any time.

3495 (Ord. No. 13-22 Enacted 06/03/2013; Ord. No. 17-14 Amended 04/13/2017)

3496 **3-6-104. SCOPE AND JURISDICTION OF THE BOARD.**

3497 (1) The Board shall review the following matters:

3498 a. All uses of force by the West Valley City Police Department;

3499 b. All vehicular pursuits; and

3500 c. All internal affairs investigations of police officers.

3501 (2) For the purpose of this Chapter, “use of force” shall be defined as the application of
3502 physical techniques or tactics, chemical agents, or weapons to another person. The display of
3503 a firearm or a taser shall be considered a use of force for the purpose of this Chapter. When a
3504 person submits to being searched, escorted, or restrained, such search, escort, or restraint shall

3505 not be considered a use of force for the purpose of this Chapter.

3506 (3) For the purpose of this Chapter, “vehicular pursuit” shall be defined as an active attempt
3507 by an officer in an authorized emergency vehicle to apprehend fleeing suspects who are
3508 attempting to avoid apprehension through evasive and unlawful tactics.

3509 (4) The Board shall review no other matters beyond those listed in this Section.

3510 (Ord. No. 13-22 Enacted 06/03/2013)

3511 **3-6-105. MEETINGS OF THE BOARD.**

3512 (1) The Board shall meet monthly at a time and place to be determined by the City Manager.
3513 Board meetings shall be publicly noticed.

3514 (2) The Board shall be authorized to hold special meetings, provided public notice is given
3515 of the time and place of such meetings.

3516 (3) At the opening of each meeting of the Board, the Board shall hear public comments. This
3517 portion of the meeting shall be open to the public and shall not exceed thirty minutes. The
3518 purpose of this comment period is to allow citizens to voice any opinions or concerns
3519 regarding policing issues in West Valley City.

3520 (4) Before the comment period, the chairperson of the Board shall instruct the audience as
3521 follows:

3522 a. The comment period is an informal opportunity to voice concerns regarding policing
3523 issues in West Valley City. All comments shall relate to policing issues and not to other
3524 matters of general concern;

3525 b. Any person wishing to comment shall request recognition by the chairperson;

3526 c. Upon recognition, the citizen shall approach the microphone and address the
3527 chairperson;

3528 d. All citizen comments shall be directed to the chairperson and the Board, not other

3529 members of the audience or other staff members;

3530 e. No person speaking during the comment period shall allow his comments to exceed
3531 five minutes;

3532 f. Citizens should not expect debate or dialogue, although the chairperson or Board
3533 members may respond if they so choose; and

3534 g. If a citizen violates these requirements or behaves in a disruptive or disorderly manner,
3535 he or she shall be removed from the meeting.

3536 (5) Following the conclusion of the public comment period, the chairperson shall close the
3537 meeting to the public to discuss specific matters before the Board.

3538 (Ord. No. 13-22 Enacted 06/03/2013)

3539 **3-6-106. FINDINGS AND RECOMMENDATIONS OF THE BOARD.**

3540 (1) In addition to Internal Affairs investigations, the Internal Affairs division of the Police
3541 Department shall investigate all uses of force and vehicular pursuits, providing the results of
3542 the investigation to the Board. The Board shall ask any questions or request any information
3543 that the Board deems appropriate.

3544 (2) Upon reviewing the evidence presented by the Internal Affairs division, the Board may
3545 take one of three actions:

3546 a. Request additional information from the Internal Affairs division concerning the issue,
3547 with a final recommendation to occur at a future meeting;

3548 b. Recommend that the Chief of Police find that no wrongful conduct or violation of
3549 policy occurred; or

3550 c. Recommend that the Chief of Police find that wrongful conduct or violation of policy
3551 occurred. If this option is exercised, the Board shall set forth with specificity the wrongful
3552 conduct or policy violations that occurred and any disciplinary action that the Board may
3553 find to be appropriate.

3554 (3) All Board recommendations to the Chief of Police shall be in writing and shall be signed
3555 by the chairperson.

3556 (Ord. No. 13-22 Enacted 06/03/2013)

3557 **3-6-107. TRAINING OF BOARD MEMBERS.**

3558 (1) All members of the Board shall receive training administered by the West Valley City
3559 Attorney's office. This training shall cover all topics suggested by the National Association
3560 for Civilian Oversight of Law Enforcement, as well as any other topics deemed appropriate
3561 by the City Attorney's office or by the City Manager.

3562 (2) All members of the Board shall receive this training annually.

3563 (3) Board members are encouraged to participate in ride-alongs with other law enforcement
3564 agencies in the state of Utah. However, such participation is not required of Board members.

3565 (Ord. No. 13-22 Enacted 06/03/2013)

3566 **3-6-108. QUARTERLY AND ANNUAL BOARD REPORTS.**

3567 (1) The Professional Standards Review Board shall provide quarterly and annual reports
3568 concerning the operations of the Board. These reports shall be presented to the City Council
3569 and shall be made public.

3570 (2) Quarterly reports shall include the following information:

3571 a. Total number of uses of force by the West Valley City Police Department during the
3572 quarter;

3573 b. Total number of unjustified or improper uses of force by the West Valley City Police
3574 Department during the quarter;

3575 c. Total number of vehicular pursuits by the West Valley City Police Department during
3576 the quarter;

3577 d. Total number of improper vehicular pursuits by the West Valley City Police
3578 Department during the quarter;

3579 e. Total number of Internal Affairs investigations referred to the Board during the
3580 quarter; and

3581 f. Total number of Internal Affairs investigations referred to the Board during the quarter
3582 in which improper conduct was found.

3583 (3) Annual reports shall include the following information:

3584 a. Total number of uses of force by the West Valley City Police Department during the
3585 year;

3586 b. Total number of unjustified or improper uses of force by the West Valley City Police
3587 Department during the year;

3588 c. Total number of vehicular pursuits by the West Valley City Police Department during
3589 the year;

3590 d. Total number of improper vehicular pursuits by the West Valley City Police
3591 Department during the year;

3592 e. Total number of Internal Affairs investigations referred to the Board during the year;
3593 and

3594 f. Total number of Internal Affairs investigations referred to the Board during the year
3595 in which improper conduct was found.

3596 g. Recommendations concerning City policing practices; and

3597 h. Any specific areas where the Police Department requires improvement, additional
3598 training, or policy changes.

3599 (Ord. No. 13-22 Enacted 06/03/2013)

3600 **3-6-109. OTHER REGULATIONS GOVERNING THE OPERATION OF THE**
3601 **BOARD.**

3602 The City Manager is authorized to implement additional regulations governing the Board.
3603 However, all regulations shall be consistent with this Chapter.

3604 (Ord. No. 13-22 Enacted 06/03/2013)

3605 **Section 3. Severability.** If any provision of this Ordinance is declared to be invalid by
3606 a court of competent jurisdiction, the remainder shall not be affected thereby.

3607 **Section 4. Effective Date.** This Ordinance shall take effect immediately upon posting
3608 in the manner required by law.

3609
3610 **PASSED and APPROVED** this _____ day of _____, 2024.

3611
3612 WEST VALLEY CITY
3613
3614 _____
3615 MAYOR

3616 ATTEST:
3617
3618 _____
3619 CITY RECORDER



WEST VALLEY CITY

www.wvc-ut.gov

Omnibus Code Changes

May 2026

WEST VALLEY CITY, UTAH — RESOLUTION SUMMARY

Omnibus Code Change



Eliminates the Administrative Appeals Board and returns the Administrative Court to a single ALJ.



Allows Level 2 Notices of Violation for individual homeowners.



Rewrites Title 3 to remove department-specific references and reflect City Manager authority.



Updates City Council vacancy and City property disposal provisions.



Description: Omnibus Ordinance Changes

Fiscal Impact:

Funding Source:

Account #:

Budget Opening Required:

Issue:

Approval of Ordinance Changes on various titles of City Code.

Summary:

These ordinances:

- Eliminates references to the Administrative Appeals Board and returns the Administrative Court to a single Administrative Law Judge (ALJ).
- Amends the Consolidated Fee Schedule to allow Level 2 Notices of Violation (NOVs) for individual homeowners.
- Repeals and reenacts Title 3 to remove references to specific City departments that may change over time. It authorizes the City Manager to designate departments and appoint employees as permitted by law, while retaining all other legal requirements under Title 3.
- Addresses City Council vacancies and amends requirements for disposal of City property.

Background:

The Legal Department and City staff routinely review the City Code to ensure legal compliance and alignment with best practices. The proposed amendments reflect current best practices for efficient governance.

First, the Administrative Appeals Board is no longer necessary. Administration and the City Council are aligned on code enforcement priorities and practices, and the current ALJ serves as an independent third party.

Second, Code Enforcement has requested additional tools to address repeat offenders. Level 2 NOVs have been effective in addressing issues involving rental properties and businesses and would also be useful when applied to individual homeowners.

Third, requiring amendments to the City Code each time departments are reorganized is inefficient. The City Manager already has legal authority to organize departments. Repealing and reenacting Title 3 preserves that authority, along with all other legal requirements, while removing unnecessary codification of specific departmental structures.

Finally, legislation passed during the 2026 legislative session requires that provisions concerning City Council vacancies and disposal of City property be enacted and amended. Vacancies on the City Council are filled in accordance with state law. This ordinance would establish the process of breaking a tie. If a vote results in a tie between two candidates, the winner is determined by a coin toss. If two candidates tie for second place and no candidate has a majority, a coin toss determines who advances. For ties involving three or more candidates, a random card draw is used to eliminate all but the top two candidates. A final vote is then held between the remaining candidates, with any resulting tie decided by a coin toss. This ordinance also simplifies or repeals portions of the code related to disposal of City property.

Recommendation:

Approval.

Department: Legal
Submitted by: J. Eric Bunderson
Date: 05/12/2026



1 WEST VALLEY CITY, UTAH
2 ORDINANCE NO. _____

3 Draft Date: 4/30/2026

4 Date Adopted: _____

5 Date Effective: _____

6
7 AN ORDINANCE ENACTING SECTION 2-1-115,
8 AMENDING SECTION 4-5-101, AND REPEALING SECTION
9 4-5-102 OF THE WEST VALLEY CITY MUNICIPAL CODE
10 TO MAKE UPDATES REQUIRED BY STATE LAW.

11 WHEREAS, Titles 2 and 4 of the West Valley City Municipal Code govern the operation
12 of the City Council and management of City property; and

13 WHEREAS, legislation passed during the 2026 legislative session requires that provisions
14 concerning City Council vacancies and disposal of City property be enacted and amended; and

15 WHEREAS, the City Council of West Valley City, Utah does hereby determine that it is
16 in the best interests of the health, safety, and welfare of the citizens of West Valley City to enact
17 Section 2-1-115, amend Section 4-5-101, and repeal Section 4-5-102 of the West Valley City
18 Municipal Code.

19 NOW, THEREFORE, BE IT ORDAINED by the City Council of West Valley City,
20 Utah as follows:

21 **Section 1. Repealer.** Any provision of the West Valley City Municipal Code found to be
22 in conflict with this Ordinance is hereby repealed. In addition, Section 4-5-102 of the West Valley
23 City Municipal Code is repealed as follows:

24
25 ~~4-5-102. DISPOSAL OF SIGNIFICANT PARCEL OF REAL PROPERTY.~~
26 **REPEALED**

27 ~~If at any time, the City desires to surplus and dispose of a Significant Parcel of Real~~
28 ~~Property, the City Recorder shall provide reasonable notice. The City Council, following the~~
29 ~~provision of reasonable notice, shall hold a public hearing to allow for public comment on the~~
30 ~~proposed disposition of the property in question.~~

32 **Section 2. Enactment.** Section 2-1-115 of the West Valley City Municipal Code is hereby
33 enacted as follows:

34 **2-1-115. CITY COUNCIL VACANCIES.**

35 (1) Vacancies on the City Council shall be filled according to state law.

36 (2) In the event of a tied vote between two candidates to fill a vacancy, the winner of a coin toss
37 shall be appointed. In the event that two candidates tie to receive the second-most votes (and if
38 no candidate has received a majority), the winner of a coin toss shall advance to the next vote.

39 (3) In the event of a tie between three or more candidates, the candidates shall draw playing
40 cards at random, with aces considered the high card.

41 a. All but the two highest cards shall be eliminated.

42 b. If the two candidates remaining are the final candidates to fill the vacancy, a vote shall
43 be taken between the two candidates remaining.

44 c. If the tie was for second place and no candidate received a majority, the winner of a
45 coin toss between the two candidates with the highest cards shall advance to a vote
46 against the candidate receiving the most votes in the first vote.

47 **Section 3. Amendment.** Section 4-5-101 of the West Valley City Municipal Code is
48 hereby amended as follows:

49
50 **4-5-101. DEFINITIONS. DISPOSAL OF REAL PROPERTY.**

51 ~~(1) “Significant Parcel of Real Property” means a single parcel of real property, owned~~
52 ~~by the City, that exceeds one (1) acre.~~

53 ~~(2) “Reasonable Notice” means for purposes of this Chapter, publication of notice in a~~
54 ~~newspaper of general circulation at least 14 calendar days prior to a public hearing.~~

55 The City shall meet all requirements established in state law prior to disposing of real
56 property. The City hereby adopts the definition of “significant parcel” set forth in state law.

57
58 **Section 4. Severability.** If any provision of this Ordinance is declared to be invalid by
59 a court of competent jurisdiction, the remainder shall not be affected thereby.

60
61
62



WEST VALLEY CITY

www.wvc-ut.gov

Omnibus Code Changes

May 2026

WEST VALLEY CITY, UTAH — RESOLUTION SUMMARY

Omnibus Code Change



Eliminates the Administrative Appeals Board and returns the Administrative Court to a single ALJ.



Allows Level 2 Notices of Violation for individual homeowners.



Rewrites Title 3 to remove department-specific references and reflect City Manager authority.



Updates City Council vacancy and City property disposal provisions.



West Valley City Issue Paper

City Council Review

Description: Approve CivicRec Software Contract Renewal for Fitness Center

Fiscal Impact: \$36,000 annually

Funding Source: Fitness Center Budget

Account #: 21-7640-40255

Budget Opening Required: No

Issue:

Approve the renewal of the fitness center recreation software contract.

Summary:

The current software vendor, CivicRec, provides online registration and amenities preferred for operations.

Background:

Six qualifying vendors responded to the RFP, and CivicRec scored higher than the others in the requested specifications of services, including price, quality, warranty, and work timeline.

Recommendation:

Staff recommend approval of this contract.

Department: Parks and Rec
Submitted by: Candace Whitaker
Date: 05.26.26



WEST VALLEY CITY, UTAH

RESOLUTION NO. _____

A RESOLUTION APPROVING THE PURCHASE OF SOFTWARE AND RELATED SERVICES FROM CIVICPLUS.

WHEREAS, West Valley City solicited proposals for software and related services for use by the Parks and Recreation Department; and

WHEREAS, CivicPlus submitted the highest scoring proposal; and

WHEREAS, the City Council of West Valley City, Utah, does hereby determine that it is in the best interests of the health, safety, and welfare of the citizens of West Valley City to purchase said software and services.

NOW, THEREFORE, BE IT RESOLVED by the City Council of West Valley City, Utah, that the City is hereby authorized to purchase software and related services from CivicPlus for an amount not to exceed \$36,000.00 and that the Mayor and City Manager are hereby authorized to execute, for and on behalf of the City, any documents necessary to complete said transaction.

PASSED, APPROVED, and MADE EFFECTIVE this _____ day of _____, 2026.

WEST VALLEY CITY

MAYOR

ATTEST:

CITY RECORDER



CivicPlus

302 South 4th St. Suite 500
Manhattan, KS 66502
US

Quote #:
CivicPlus Pricing
Approval Date:
Expires On:

Statement of Work
Q-117517-1
4/16/2026 11:40 AM

5/31/2026

Client:
City of West Valley City, UT

Bill To:
WEST VALLEY, UTAH

| SALESPERSON | Phone | EMAIL | DELIVERY METHOD | PAYMENT METHOD |
|---------------|-------|-----------------------------|-----------------|----------------|
| Eric Petersen | | eric.petersen@civicplus.com | | Net 30 |

One-time(s)

| QTY | PRODUCT NAME | DESCRIPTION |
|------|--|---|
| 1.00 | Recreation Management Virtual Training (Half Day Block) | Training (Virtual) - half day, up to 4 hours |
| 1.00 | Recreation Management Virtual Consulting (Half Day Block) | Consulting (Virtual) - half day, up to 4 hours |
| 1.00 | Recreation Management External Processor Implementation - Global Payments Integrated | Includes setting CivicPlus Pay configuration, configuring CivicPlus products for accepting payments, advanced troubleshooting with our partner's support. |

Recurring Service(s)

| QTY | PRODUCT NAME | DESCRIPTION |
|------|--|---|
| 1.00 | Recreation Management Lighting Integration | Recreation Management can schedule lighting at ball fields that are controlled by Skylogix or Musco lighting systems. |
| 1.00 | Recreation Management GIS Integration | GIS Integration - Integrate with GIS software to continually provide updated address information into the new system. ArcGIS from ESRI is only option. We do not support other GIS options. |
| 1.00 | Recreation Management Annual Fee | Recreation Management Annual Fee |

| QTY | PRODUCT NAME | DESCRIPTION |
|------|--|--|
| 1.00 | Recreation Management External Processor Activity Fee | Annual maintenance and support fee for external processors |

| | |
|---------------------------------|---------------|
| List Price - Initial Term Total | USD 45,000.00 |
|---------------------------------|---------------|

| | |
|---|---------------|
| Total Investment - Prorated Year 1 | USD 36,000.00 |
| Annual Recurring Services (Subject to Uplift) | USD 36,000.00 |

Total Days of Quote:365

| | |
|-------------------------------|--|
| Initial Term | 7/21/2026 - 7/20/2027, Renewal Term 7/21 each calendar year |
| Initial Term Invoice Schedule | 100% Invoiced upon Signature Date |

The Annual Recurring Services subscription fee for the Products (as described above) included in this SOW are prorated and co-termed to align with the Client's current billing schedule and the Annual Recurring Services amount will subsequently be added to Client's Term and regularly scheduled annual invoices under the terms of the Agreement. This Statement of Work ("SOW") shall be subject to the terms and conditions of Master Services Agreement signed by and between the Parties and the applicable Solutions and Services Terms and Conditions located at: <https://www.civicplus.help/docs/civicplus-legal-stuff> (collective, the "Agreement"). By signing this SOW, Client expressly agrees to the terms and conditions of the Agreement, as though set forth herein.

Please note that this document is a SOW and not an invoice. Upon signing and submitting this SOW, Client will receive the applicable invoice according to the terms of the invoicing schedule outlined herein.

Client may issue purchase orders for its internal, administrative use only, and not to impose any contractual terms. Any terms contained in any such purchase orders issued by the Client are considered null and will not alter the Binding Terms, the Agreement or this SOW.

Acceptance of Quote # Q-117517-1

The undersigned acknowledges having read, understood, and agreed to be bound by the binding terms and conditions incorporated into this SOW. This SOW shall become effective as of the date of the last signature below ("Effective Date").

For CivicPlus Billing Information, please visit <https://www.civicplus.com/verify/>

Authorized Client Signature

CivicPlus

By (please sign):

By (please sign):

Printed Name:

Printed Name:

Title:

Title:

Date:

Date:

Organization Legal Name:

Approved as to form 5/6/2026

Brandon Hill

Billing Contact:

Title:

Billing Phone Number:

Billing Email:

Billing Address:

Mailing Address: (If different from above)

PO Number: (Info needed on Invoice (PO or Job#) if required)



WEST VALLEY CITY

The Special Electronic Meeting of the West Valley City Redevelopment Agency will be held on Tuesday, May 26, 2026, at 6:30 PM, or as soon thereafter as the City Council Meeting is completed, in the Council Chambers, West Valley City Hall, 3600 Constitution Boulevard, West Valley City, Utah. Members of the press and public are invited to attend in person or view this meeting live on YouTube at <https://www.youtube.com/user/WVCTV>.

DON CHRISTENSEN, CHAIR
WILLIAM WHETSTONE, VICE CHAIR

A G E N D A

1. Call to Order- Chair Don Christensen
2. Opening Ceremony
3. Roll Call
4. Approval of Minutes:
 - A. April 14, 2026
5. Public Hearings:
 - A. Accept Public Comment Regarding the Tentative Budget for the Fiscal Year Commencing July 1, 2026 and Ending June 30, 2027

West Valley City does not discriminate based on race, color, national origin, gender, religion, age or disability in employment or the provision of services.

If you would like to attend this public meeting and, due to a disability, need assistance in understanding or participating, please notify the City Recorder, Nichole Camac, eight or more hours in advance of the meeting and we will try to provide whatever assistance may be required.

Actions: Consider Resolution 26-03, Adopt a Tentative Budget for the Fiscal Year Commencing July 1, 2026 and Ending June 30, 2027 and Set June 9, 2026 as the Date for the Public Hearing and Adoption of the Final Budget

6. Resolutions:

- A. 26-04: Designate a Survey Area to Determine the Feasibility of Establishing a Community Reinvestment Project Area

7. Adjourn



WEST VALLEY CITY

Redevelopment Agency Meeting Minutes
April 14, 2026

THE REDEVELOPMENT AGENCY OF WEST VALLEY CITY MET IN SPECIAL SESSION ON TUESDAY, APRIL 14, 2026, AT 7:02 P.M. IN THE COUNCIL CHAMBERS, WEST VALLEY CITY HALL, 3600 CONSTITUTION BOULEVARD, WEST VALLEY CITY, UTAH. THE MEETING WAS ALSO HELD ELECTRONICALLY VIA ZOOM.

THE MEETING WAS CALLED TO ORDER BY CHAIRPERSON DON CHRISTENSEN.

THE FOLLOWING MEMBERS WERE PRESENT:

Don Christensen, Chair
Lars Nordfelt
Tom Huynh
William Whetstone
Scott Harmon
Cindy Wood
Karen Lang

STAFF PRESENT:

Ifo Pili, Chief Executive Officer
Nichole Camac, Secretary
John Flores, Assistant City Manager
Eric Bunderson, City Attorney
Colleen Jacobs, Police Chief
John Evans, Fire Chief
Jim Welch, Finance Director
Steve Pastorik, CED Director
Dan Johnson, Public Works Director
Jamie Young, Parks and Recreation Director
Jonathan Springmeyer, RDA Director
Sam Johnson, Strategic Communications Director
Craig Thomas, Community and Culture Director
Paula Melgar, HR Director (*electronically*)
Tumi Young, Chief Code Enforcement Officer
Travis Crosby, IT

APPROVAL OF MINUTES OF SPECIAL MEETING HELD JANUARY 27, 2026

The Agency considered Minutes of the Special Meeting held January 27, 2026. There were no changes, corrections or deletions.

Ms. Lang moved to approve the Minutes of the Special Meeting held January 27, 2026. Mr. Nordfelt seconded the motion.

A voice vote was taken and all members voted in favor of the motion.

PUBLIC HEARINGS

A. ACCEPT PUBLIC INPUT REGARDING RE-OPENING THE FY 2025-2026 BUDGET

Chairperson Christensen informed a public hearing had been advertised for the Regular Redevelopment Agency Meeting scheduled April 14, 2026, in order for to hear and consider public comments regarding Re-Opening the FY 2025-2026 Budget.

Written documentation previously provided to the City Council included information as follows:

State Statute Title 10, Chapter 6, Utah Code Annotated 1953, as amended, allows the City of West Valley to amend its budget during the year. The West Valley City Redevelopment Agency holds, as needed on a quarterly basis, public hearings to amend the annual budget.

Chairperson Christensen opened the Public Hearing. There being no one to speak in favor or opposition, Chairperson Christensen closed the Public Hearing.

ACTION: RESOLUTION NO. 26-02, AMEND THE BUDGET OF THE WEST VALLEY CITY REDEVELOPMENT AGENCY FOR THE FISCAL YEAR BEGINNING JULY 1, 2025 AND ENDING JUNE 30, 2026 TO REFLECT CHANGES IN THE BUDGET FROM INCREASED REVENUES AND AUTHORIZE THE DISBURSEMENT OF FUNDS

The Board previously held a public hearing regarding proposed Resolution 26-02 that would amend the Budget of the West Valley City Redevelopment Agency for the Fiscal Year Beginning July 1, 2025 and Ending June 30, 2026 to Reflect Changes in the Budget from Increased Revenues and Authorize the Disbursement of Funds.

Upon inquiry by Chairman Christensen there were no further questions from members of the Agency, and he called for a motion.

Ms. Wood moved to approve Resolution 26-02.

Mr. Whetstone seconded the motion.

A roll call vote was taken:

| | | |
|----------------------|-----|-----|
| Ms. Wood | | Yes |
| Mr. Whetstone | Yes | |
| Mr. Harmon | | Yes |
| Mr. Huynh | | Yes |
| Ms. Lang | | Yes |
| Mr. Nordfelt | | Yes |
| Chairman Christensen | Yes | |

Unanimous.

MOTION TO ADJOURN

Upon motion by Mr. Huynh all voted in favor to adjourn.

THERE BEING NO FURTHER BUSINESS OF THE REDEVELOPMENT AGENCY OF WEST VALLEY CITY, THE REGULAR MEETING OF TUESDAY, APRIL 14, 2026, WAS ADJOURNED AT 7:04 PM. BY CHAIRPERSON CHRISTENSEN.

I hereby certify the foregoing to be a true, accurate and complete record of the proceedings of the Regular Meeting of the Redevelopment Agency of West Valley City held Tuesday, April 14, 2026.

Nichole Camac
Secretary

Description: FY 2026-27 RDA Tentative Budget Adoption

Fiscal Impact:

Funding Source:

Account #:

Budget Opening Required:

Issue:

A Resolution adopting a tentative budget for the Redevelopment Agency (RDA) of West Valley City for the Fiscal Year commencing July 1, 2026, and ending June 30, 2027.

Summary:

This resolution adopts the tentative budget for the Redevelopment Agency of West Valley City for the 2026-2027 fiscal year. A public hearing for the tentative budget has been noticed and scheduled for May 26, 2026. A public hearing and adoption of the final budget has been scheduled for June 9, 2026.

Background:

The Redevelopment Agency will adopt a tentative budget that will be made available for public inspection during regular office hours in the City’s Recorder’s office and gave notice of a hearing to receive public comment, before the final adoption of this tentative budget for FY 2026-2027.

Recommendation:

City staff recommends approval of the resolution.

Department: Finance

Submitted By:

Date Submitted:



Diversity - Community - Prosperity - Attractiveness - Reputation

REDEVELOPMENT AGENCY OF WEST VALLEY CITY

RESOLUTION NO. _____

A RESOLUTION OF THE REDEVELOPMENT AGENCY OF WEST VALLEY CITY ADOPTING A TENTATIVE BUDGET AND SETTING FORTH PROPOSED APPROPRIATIONS FOR THE SUPPORT OF THE REDEVELOPMENT AGENCY FOR THE FISCAL YEAR COMMENCING JULY 1, 2026 AND ENDING JUNE 30, 2027 AND SETTING JUNE 9, 2026 AS THE DATE FOR PUBLIC HEARING.

WHEREAS, the Redevelopment Agency of West Valley City has filed with the Board of Directors a tentative budget for the Redevelopment Agency (the “Tentative Budget”) for the fiscal year commencing July 1, 2026 and ending June 30, 2027; and

WHEREAS, the Redevelopment Agency desires to adopt the Tentative Budget and the proposed appropriations for the support of the Redevelopment Agency; and

WHEREAS, the Board of Directors of the Redevelopment Agency has determined that it is in the best interests of the citizens of West Valley City to adopt the Tentative Budget for the 2026-2027 fiscal year.

NOW, THEREFORE, BE IT RESOLVED by the Board of Directors of the Redevelopment Agency of West Valley City, Utah, as follows:

1. The tentative budget attached hereto is hereby adopted as the Tentative Budget for the fiscal year commencing July 1, 2026 and ending June 30, 2027.
2. A public hearing to consider the Tentative Budget shall be held on June 9, 2026 at 6:30 p.m., in the West Valley City Council Chambers located at 3600 Constitution Boulevard, West Valley City, Utah. This hearing shall also be conducted electronically. The City Recorder is hereby directed to give notice of said hearing as required by state law.

PASSED, APPROVED, and MADE EFFECTIVE this _____ day of _____, 2026.

REDEVELOPMENT AGENCY OF WEST VALLEY CITY

CHAIR

ATTEST:

SECRETARY

REDEVELOPMENT AGENCY - FUND 22
REVENUE STATEMENT

| | Actual 2022-2023 | Actual 2023-2024 | Actual 2024-2025 | Adopted 2025-2026 | Tentative 2026-2027 | Percent Change |
|--|---------------------|---------------------|---------------------|----------------------|------------------------|-------------------|
| 5600 WEST GATEWAY: | | | | | | |
| Tax Increment | 285,023 | 341,771 | 440,616 | 189,315 | 278,229 | |
| Total 5600 West Gateway | 285,023 | 341,771 | 440,616 | 189,315 | 278,229 | 47.0% |
| EAST 3500 A: | | | | | | |
| Tax Increment | 548,190 | 881,522 | 963,675 | 748,269 | 759,679 | |
| Total East 3500 A | 548,190 | 881,522 | 963,675 | 748,269 | 759,679 | 1.5% |
| NORTH CENTRAL: | | | | | | |
| Tax Increment | 1,579,616 | 1,862,500 | 2,148,128 | 2,211,108 | 2,385,510 | |
| Total North Central | 1,579,616 | 1,862,500 | 2,148,128 | 2,211,108 | 2,385,510 | 7.9% |
| JORDAN RIVER: | | | | | | |
| Tax Increment | 718,905 | 755,214 | 773,163 | 348,543 | 344,343 | |
| Total Jordan River | 718,905 | 755,214 | 773,163 | 348,543 | 344,343 | -1.2% |
| WILLOW WOOD: | | | | | | |
| Tax Increment | 173,213 | 237,868 | 269,121 | 246,055 | 250,453 | |
| Total Willow Wood | 173,213 | 237,868 | 269,121 | 246,055 | 250,453 | 1.8% |
| HERCULES HILL A: | | | | | | |
| Tax Increment | 343,226 | 292,921 | 356,898 | 326,868 | 340,920 | |
| Total Hercules Hill A | 343,226 | 292,921 | 356,898 | 326,868 | 340,920 | 4.3% |
| HERCULES HILL B: | | | | | | |
| Tax Increment | 830,205 | 870,922 | 969,233 | 908,232 | 918,339 | |
| Total Hercules Hill B | 830,205 | 870,922 | 969,233 | 908,232 | 918,339 | 1.1% |
| NORTHWEST: | | | | | | |
| Tax Increment | 7,638,167 | 7,945,968 | 8,857,558 | 9,847,143 | 10,384,017 | |
| Total Northwest | 7,638,167 | 7,945,968 | 8,857,558 | 9,847,143 | 10,384,017 | 5.5% |
| SOUTHWEST: | | | | | | |
| Tax Increment | 3,260,929 | 3,558,190 | 3,377,143 | 3,460,553 | 3,494,247 | |
| Total Southwest | 3,260,929 | 3,558,190 | 3,377,143 | 3,460,553 | 3,494,247 | 1.0% |
| SOUTH REDWOOD ROAD: | | | | | | |
| Tax Increment | 643,552 | 993,864 | 1,180,710 | 1,221,509 | 1,147,526 | |
| Total Southwest | 643,552 | 993,864 | 1,180,710 | 1,221,509 | 1,147,526 | -6.1% |
| FAIRBOURNE/MARKET ST: | | | | | | |
| Tax Increment | 625,638 | 682,664 | 674,195 | 1,173,089 | 702,272 | |
| Total Fairbourne | 625,638 | 682,664 | 674,195 | 1,173,089 | 702,272 | -40.1% |
| CITY CENTER: | | | | | | |
| Tax Increment | 1,956,024 | 2,229,142 | 2,424,503 | 2,506,552 | 3,000,465 | |
| Total City Center | 1,956,024 | 2,229,142 | 2,424,503 | 2,506,552 | 3,000,465 | 19.7% |
| RDA Operations | 2,509,054 | 2,509,054 | 32,545,150 | 0 | 0 | |
| Rental Revenue | 31,621 | 0 | 0 | 0 | 0 | |
| Sale of Land | 0 | 0 | 891,098 | 0 | 0 | |
| Bond Interest | 328,608 | 585,349 | 721,997 | 97,000 | 97,000 | |
| PTIF Interest | 0 | 0 | 0 | 0 | 0 | |
| Build America Back | 0 | 0 | 0 | 0 | 0 | |
| Misc. Rev. | 10 | 0 | 43,164 | 0 | 0 | |
| Bond Proceeds | 1,142,500 | 0 | 0 | 0 | 0 | |
| Subtotal | 4,011,793 | 3,094,403 | 34,201,409 | 97,000 | 97,000 | 0.0% |
| Total | 22,614,481 | 23,746,949 | 56,636,352 | 23,284,236 | 24,103,000 | 3.5% |
| Appropriation From Fund Balance | 0 | 0 | 0 | 0 | 4,100,000 | |
| Grand Total | 22,614,481 | 23,746,949 | 56,636,352 | 23,284,236 | 28,203,000 | 21.1% |

**REDEVELOPMENT AGENCY - FUND 22
EXPENDITURE STATEMENT**

| | Actual 2022-2023 | Actual 2023-2024 | Actual 2024-2025 | Adopted 2025-2026 | Tentative 2026-2027 | Percent Change |
|------------------------------------|-----------------------------|-----------------------------|-----------------------------|------------------------------|--------------------------------|---------------------------|
| NORTH CENTRAL: | | | | | | |
| Project Costs | 0 | 0 | 347,286 | 34,595 | | |
| Tax Increment Pmts. | (198,000) | 1,079,128 | 1,079,489 | 1,750,000 | 1,750,000 | |
| Total North Central | (198,000) | 1,079,128 | 1,426,775 | 1,784,595 | 1,750,000 | -1.9% |
| JORDAN RIVER: | | | | | | |
| Project Costs | 0 | 0 | 339,364 | 0 | 0 | |
| Tax Increment Pmts. | 0 | 0 | 949,211 | 0 | 0 | |
| Total Jordan River | 0 | 0 | 1,288,575 | 0 | 0 | 0.0% |
| GENERAL: | | | | | | |
| Payroll Expenses | 1,101,206 | 1,267,404 | 797,912 | 1,209,730 | 1,187,719 | |
| Admin./Proj. Costs | 1,763,724 | 678,086 | 1,939,323 | 1,115,270 | 1,137,281 | |
| Transfer Out | 45,000 | 457,360 | 206,750 | 45,000 | 45,000 | |
| Total General | 2,909,930 | 2,402,850 | 2,943,985 | 2,370,000 | 2,370,000 | 0.0% |
| HERCULES HILL A: | | | | | | |
| Project Costs | 0 | 0 | 200,000 | 0 | 0 | |
| Debt Service | 0 | 0 | 0 | 0 | 0 | |
| Total Hercules Hill A | 0 | 0 | 200,000 | 0 | 0 | 0.0% |
| FAIRBOURNE/MARKET ST: | | | | | | |
| Project Costs | 0 | 0 | 0 | 350,000 | 350,000 | |
| Tax Increment Pmt. | 95,739 | 514,554 | 253,508 | 1,800,000 | 1,500,000 | |
| Total Fairbourne | 95,739 | 514,554 | 253,508 | 2,150,000 | 1,850,000 | -14.0% |
| MULTI-PURPOSE EVENT CENTER: | | | | | | |
| Debt Service 2015 | 386,905 | 386,543 | 0 | 0 | 0 | |
| Transfer Out SARR (DS) | 1,736,872 | 3,258,354 | 3,934,591 | 3,963,066 | 2,369,750 | |
| Total MP Event Ctr. | 2,123,777 | 3,644,897 | 3,934,591 | 3,963,066 | 2,369,750 | -40.2% |
| NORTHWEST: | | | | | | |
| Project Costs | 0 | 0 | 0 | 600,000 | 600,000 | |
| Tax Increment Payment | 3,537,901 | 3,297,500 | 3,502,658 | 7,500,000 | 8,000,000 | |
| Transfer Out | 0 | 0 | 0 | 0 | 3,000,000 | |
| Total Northwest | 3,537,901 | 3,297,500 | 3,502,658 | 8,100,000 | 11,600,000 | 43.2% |
| GRANGER CROSSING: | | | | | | |
| Project Costs | 0 | 850,000 | 0 | 0 | 0 | |
| Tax Increment Payment | 0 | 0 | 0 | 0 | 0 | |
| Total Granger Crossing | 0 | 850,000 | 0 | 0 | 0 | 0.0% |
| SOUTHWEST | | | | | | |
| Project Costs | 0 | 0 | 0 | 50,000 | 750,000 | |
| Tax Increment Payment | 1,284,080 | 1,789,126 | 1,141,374 | 2,500,000 | 0 | |
| Transfer Out | 0 | 0 | 0 | 0 | 4,998,567 | |
| Total Southwest | 1,284,080 | 1,789,126 | 1,141,374 | 2,550,000 | 5,748,567 | 125.4% |
| SOUTH REDWOOD ROAD | | | | | | |
| Project Costs | 0 | 0 | 0 | 100,000 | 0 | |
| Tax Increment Payment | 0 | 0 | 0 | 0 | 0 | |
| Total South Redwood Road | 0 | 0 | 0 | 100,000 | 0 | -100.0% |

**REDEVELOPMENT AGENCY - FUND 22
EXPENDITURE STATEMENT**

| | Actual 2022-2023 | Actual 2023-2024 | Actual 2024-2025 | Adopted 2025-2026 | Tentative 2026-2027 | Percent Change |
|--------------------------------------|-----------------------------|-----------------------------|-----------------------------|------------------------------|--------------------------------|---------------------------|
| CITY CENTER: | | | | | | |
| Rental/Maintenance | 40,843 | 3,526 | 0 | 0 | 0 | |
| Prof/Tech | 10,615 | 320,457 | 1,143,175 | 250,000 | 641,158 | |
| Tax Increment Payment | 100,000 | 100,000 | 107,626 | 0 | 0 | |
| Debt Service 2016 A & B | 2,485,066 | 2,485,196 | 2,483,167 | 0 | 0 | |
| Debt Service 2016 | 777,050 | 769,850 | 769,775 | 776,275 | 771,525 | |
| Debt Service 2020 | 1,237,360 | 1,238,480 | 1,239,280 | 1,234,800 | 0 | |
| Bond Fees | 13,500 | 8,500 | 5,500 | 5,500 | 2,000 | |
| WVC Credit Tenant Lease | 2,479,261 | 2,484,261 | 32,404,588 | 0 | 0 | |
| RDA Operations | 0 | 0 | 297,028 | 0 | 0 | |
| Project Costs | 3,266,257 | 0 | 8,609,446 | 0 | 0 | |
| Transfers Out | 0 | 0 | 0 | 0 | 1,100,000 | |
| Bond Defeasance | 0 | 0 | 0 | 0 | 0 | |
| Total City Center | 10,409,952 | 7,410,270 | 47,059,585 | 2,266,575 | 2,514,683 | 10.9% |
| Appropriation To Fund Balance | 0 | 0 | 0 | 0 | 0 | |
| Grand Total | 20,163,379 | 20,988,325 | 61,751,051 | 23,284,236 | 28,203,000 | 21.1% |



Description: Survey Area Resolution- Lake Park CRA

Fiscal Impact:

Funding Source:

Account #:

Budget Opening Required:

Issue:

A resolution to designate as a Community Reinvestment Area Survey Area, the Lake Park CRA.

Summary:

RDA staff would like the opportunity to study the proposed area for the purposes of creating a Community Reinvestment Area. The Proposed Resolution designates the area in the attached map as a Survey Area for the purposes of creating a Community Reinvestment Area, known as Lake Park CRA.

Background:

RDA Staff believes the redevelopment efforts in the Lake Park Business Park can benefit greatly from the creation of a Redevelopment Area Project Area.

State Code requires the adoption of a Survey Area Resolution to study a proposed area as a potential Project Area.

Recommendation:

Staff recommends the WVC RDA Lake Park CRA Survey Area resolution.

Department: RDA
Submitted by: Jonathan Springmeyer
Date: 05.26.2026



REDEVELOPMENT AGENCY OF WEST VALLEY CITY

RESOLUTION NO. _____

RESOLUTION OF THE REDEVELOPMENT AGENCY OF WEST VALLEY CITY DESIGNATING A SURVEY AREA TO DETERMINE THE FEASIBILITY OF ESTABLISHING A COMMUNITY REINVESTMENT PROJECT AREA.

WHEREAS, the Redevelopment Agency of West Valley City (the "Agency") was created to transact the business and exercise the powers provided for in the former Utah Neighborhood Development Act, the former Utah Redevelopment Agencies Act, the former Utah Community Development and Renewal Agencies Act, the current “Limited Purpose Local Government Entities – Community Reinvestment Agency Act” and any successor law or act (the "Act"); and

WHEREAS, the Act provides that the Agency shall establish a survey area prior to creating a community reinvestment project area; and

WHEREAS, the establishment of a community reinvestment project area may be feasible in certain areas within the boundaries of the Agency; and

WHEREAS, the adoption of a survey area resolution in accordance with Utah Code Section 17C-5-103 will allow the Agency to determine whether a community reinvestment project area is feasible within those areas; and

WHEREAS, the Board of Directors of the Redevelopment Agency of West Valley City does hereby determine that it is in the best interests of the health, safety, and welfare of the citizens of West Valley City to adopt a survey area resolution.

NOW, THEREFORE, BE IT RESOLVED by the Board of Directors of the Redevelopment Agency of West Valley City as follows:

1. The Board hereby designates the area depicted in the map attached hereto and incorporated herein as Exhibit A as the Lake Park Community Reinvestment Survey Area.
2. The Board hereby finds that the Lake Park Community Reinvestment Survey Area requires study to determine whether project area development is feasible within one or more proposed community reinvestment project areas within the Survey Area.
3. The Board hereby authorizes the Agency to prepare a proposed community reinvestment project area plan for each proposed community reinvestment project area within the Survey Area. The Board further authorizes the Agency to conduct any examination, investigation, or negotiation regarding the proposed community reinvestment project area that the Agency considers appropriate.

IN WITNESS WHEREOF, the Redevelopment Agency of West Valley City has approved, passed and adopted this Resolution this _____ day of _____, 2026.

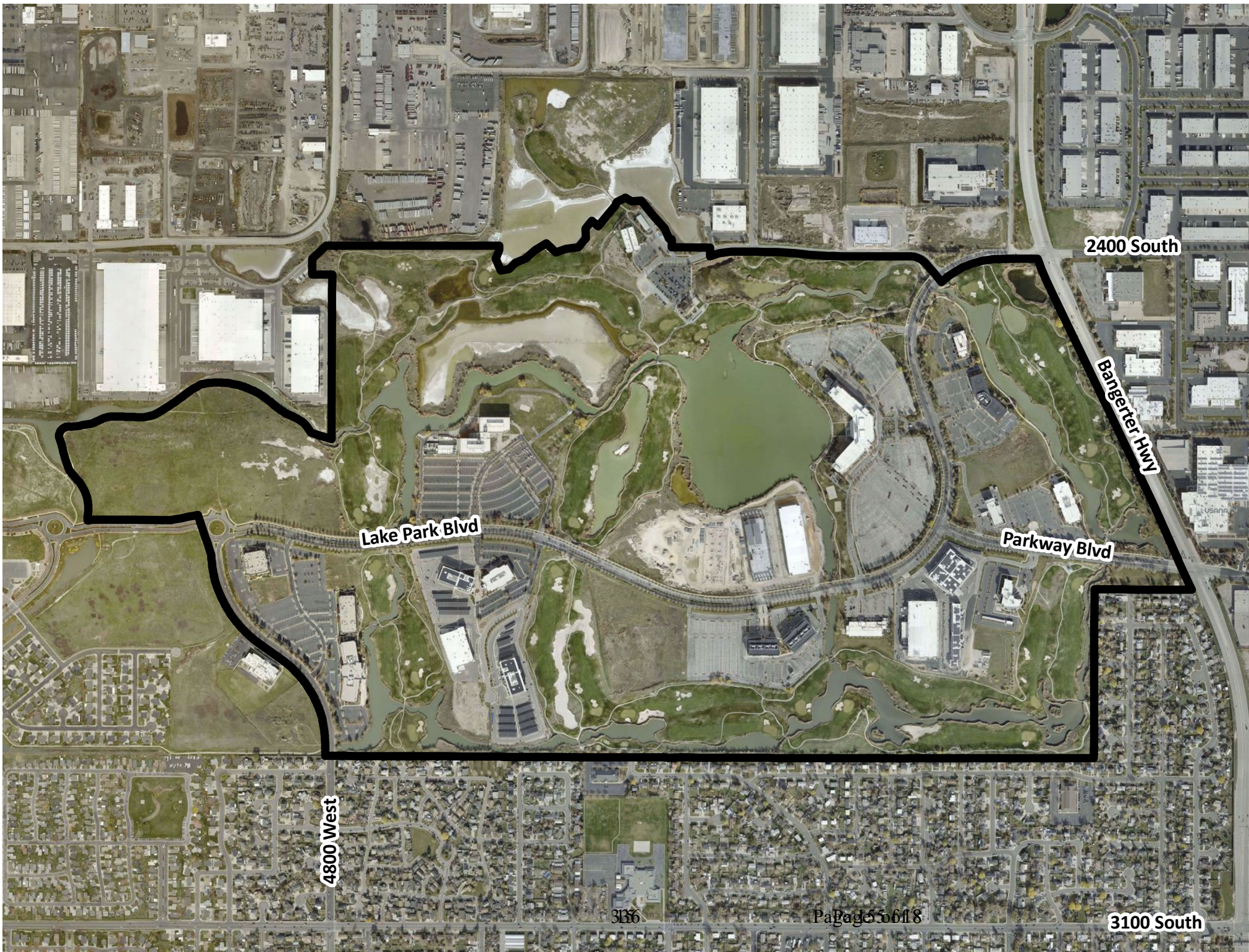
REDEVELOPMENT AGENCY
OF WEST VALLEY CITY

CHAIR

ATTEST:

SECRETARY

EXHIBIT A
MAP OF LAKE PARK SURVEY AREA



2400 South

Bangor Hwy

Parkway Blvd

Lake Park Blvd

4800 West

3136

Page 5 of 8

3100 South



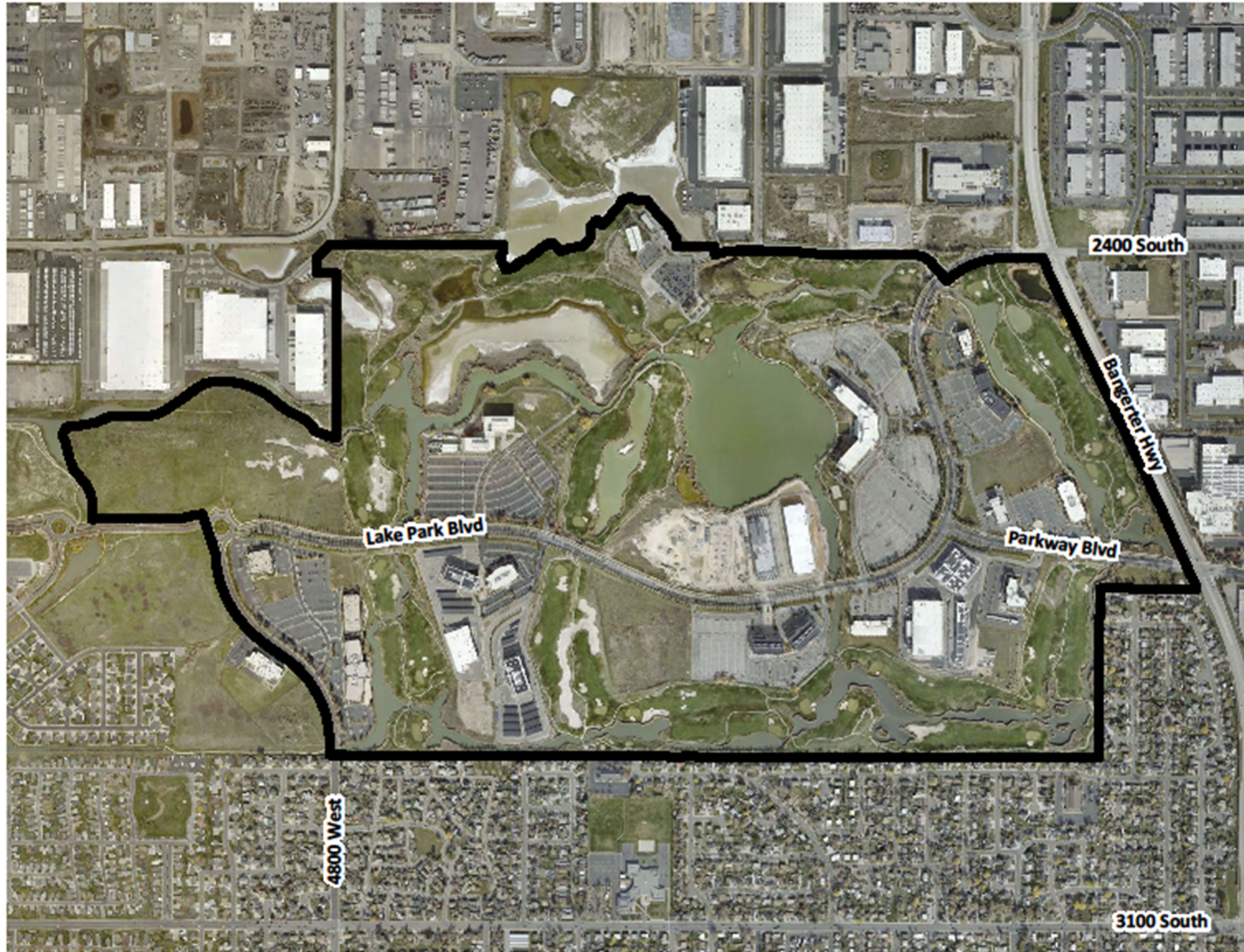
WEST VALLEY CITY

www.wvc-ut.gov

Lake Park CRA Survey Area Resolution

Lake Park CRA Survey Area Resolution

- Resolution to study the proposed area as a potential Community Reinvestment Area (CRA)
- State Code requires this action prior to studying a proposed area.





WEST VALLEY CITY

The Special Electronic Meeting of the West Valley City Building Authority will be held on Tuesday, May 26, 2026, at 6:30 PM, or as soon thereafter as the Special Redevelopment Agency Meeting is completed, in the Council Chambers, West Valley City Hall, 3600 Constitution Boulevard, West Valley City, Utah. Members of the press and public are invited to attend in person or view this meeting live on YouTube at <https://www.youtube.com/user/WVCTV>.

LARS NORDFELT, CHAIR
CINDY WOOD, VICE CHAIR

AGENDA

1. Call to Order
2. Opening Ceremony
3. Roll Call
4. Approval of Minutes:
 - A. April 14, 2026
5. Public Hearings:

- West Valley City does not discriminate on the basis of race, color, national origin, gender, religion, age or disability in employment or the provision of services.
- If you are planning to attend this public meeting and, due to a disability, need assistance in understanding or participating in the meeting, please notify the City eight or more hours in advance of the meeting and we will try to provide whatever assistance may be required. The person to contact for assistance is Nichole Camac.
- Electronic connection may be made by telephonic or other means. In the event of an electronic meeting, the anchor location is designated as City Council Chambers, West Valley City Hall, 3600 Constitution Boulevard, West Valley City, Utah.

- A. Accept Public Comment Regarding the Tentative Budget for the Fiscal Year Commencing July 1, 2026 and Ending June 30, 2027

Actions: Consider Resolution 26-02, Adopt a Tentative Budget for the Fiscal Year Commencing July 1, 2026 and Ending June 30, 2027 and Set June 9, 2026 as the Date for the Public Hearing and Adoption of the Final Budget

- 6. Adjourn



THE MUNICIPAL BUILDING AUTHORITY OF WEST VALLEY CITY MET IN SPECIAL SESSION ON TUESDAY, APRIL 14, 2026, AT 7:04 P.M. IN THE COUNCIL CHAMBERS, WEST VALLEY CITY HALL, 3600 CONSTITUTION BOULEVARD, WEST VALLEY CITY, UTAH. THE MEETING WAS ALSO HELD ELECTRONICALLY VIA ZOOM.

THE MEETING WAS CALLED TO ORDER BY CHAIRPERSON DON CHRISTENSEN.

THE FOLLOWING MEMBERS WERE PRESENT:

Lars Nordfelt, Chair
Don Christensen
Tom Huynh
William Whetstone
Scott Harmon
Cindy Wood
Karen Lang

STAFF PRESENT:

Ifo Pili, Chief Executive Officer
Nichole Camac, Secretary
John Flores, Assistant City Manager
Eric Bunderson, City Attorney
Colleen Jacobs, Police Chief
John Evans, Fire Chief
Jim Welch, Finance Director
Steve Pastorik, CED Director
Dan Johnson, Public Works Director
Jamie Young, Parks and Recreation Director
Jonathan Springmeyer, RDA Director
Sam Johnson, Strategic Communications Director
Craig Thomas, Community and Culture Director
Paula Melgar, HR Director (*electronically*)
Tumi Young, Chief Code Enforcement Officer
Harold Moleni, Administrative Analyst
Travis Crosby, IT

APPROVAL OF MINUTES OF THE ANNUAL MEETING HELD JANUARY 13, 2026

The Agency considered Minutes of the Annual Meeting held January 13, 2026. There were no changes, corrections or deletions.

Mr. Huynh moved to approve the Minutes of the Annual Meeting held January 13, 2026. Ms. Lang seconded the motion.

A voice vote was taken and all members voted in favor of the motion.

PUBLIC HEARINGS

A. ACCEPT PUBLIC INPUT REGARDING RE-OPENING THE FY 2025-2026 BUDGET

Chairperson Nordfelt informed a public hearing had been advertised for the Regular Municipal Building Authority Meeting scheduled April 14, 2026, in order for to hear and consider public comments regarding Re-Opening the FY 2025-2026 Budget.

Written documentation previously provided to the City Council included information as follows:

State Statute Title 10, Chapter 6, Utah Code Annotated 1953, as amended, allows the City of West Valley to amend its budget during the year. The West Valley City Municipal Building Authority holds, as needed on a quarterly basis, public hearings to amend the annual budget.

Chairperson Nordfelt opened the Public Hearing. There being no one to speak in favor or opposition, Chairperson Nordfelt closed the Public Hearing.

ACTION: RESOLUTION NO. 26-01, AMEND THE BUDGET OF THE WEST VALLEY CITY MUNICIPAL BUILDING AUTHORITY FOR THE FISCAL YEAR BEGINNING JULY 1, 2025 AND ENDING JUNE 30, 2026 TO REFLECT CHANGES IN THE BUDGET FROM INCREASED REVENUES AND AUTHORIZE THE DISBURSEMENT OF FUNDS

The Board previously held a public hearing regarding proposed Resolution 26-01 that would amend the Budget of the West Valley City Municipal Building Authority for the Fiscal Year Beginning July 1, 2025 and Ending June 30, 2026 to Reflect Changes in the Budget from Increased Revenues and Authorize the Disbursement of Funds.

Upon inquiry by Chairman Nordfelt there were no further questions from members of the Agency, and he called for a motion.

Ms. Lang moved to approve Resolution 26-01.

Mr. Christensen seconded the motion.

A roll call vote was taken:

| | | |
|-------------------|-----|-----|
| Ms. Wood | | Yes |
| Mr. Whetstone | Yes | |
| Mr. Harmon | | Yes |
| Mr. Huynh | | Yes |
| Ms. Lang | | Yes |
| Mr. Christensen | | Yes |
| Chairman Nordfelt | | Yes |

Unanimous.

MOTION TO ADJOURN

Upon motion by Mr. Harmon, all voted in favor to adjourn.

THERE BEING NO FURTHER BUSINESS OF THE MUNICIPAL BUILDING AUTHORITY OF WEST VALLEY CITY, THE REGULAR MEETING OF TUESDAY, APRIL 14, 2026, WAS ADJOURNED AT 7:06 PM. BY CHAIRPERSON NORDFELT.

I hereby certify the foregoing to be a true, accurate and complete record of the proceedings of the Regular Meeting of the Municipal Building Authority of West Valley City held Tuesday, April 14, 2026.

Nichole Camac
Secretary

Description: FY 2026-27 MBA Tentative Budget Adoption

Fiscal Impact:

Funding Source:

Account #:

Budget Opening Required:

Issue:

A Resolution adopting a tentative budget for the Municipal Building Authority of West Valley City for the Fiscal Year commencing July 1, 2026, and ending June 30, 2027.

Summary:

This resolution adopts the tentative budget for the Municipal Building Authority of West Valley City for the 2026-2027 fiscal year. A public hearing for the tentative budget has been noticed and scheduled for May 26, 2026. A public hearing and adoption of the final budget has been scheduled for June 9, 2026.

Background:

The Municipal Building Authority will adopt a tentative budget that will be made available for public inspection during regular office hours in the City's Recorder's office and gave notice of a hearing to receive public comment, before the final adoption of this tentative budget for FY 2026-2027.

Recommendation:

City staff recommends approval of the resolution.

Department: Finance

Submitted By:

Date Submitted:



Diversity - Community - Prosperity - Attractiveness - Reputation

MUNICIPAL BUILDING AUTHORITY OF WEST VALLEY CITY

RESOLUTION NO. _____

A RESOLUTION OF THE MUNICIPAL BUILDING AUTHORITY OF WEST VALLEY CITY ADOPTING A TENTATIVE BUDGET AND SETTING FORTH PROPOSED APPROPRIATIONS FOR THE SUPPORT OF THE BUILDING AUTHORITY FOR THE FISCAL YEAR COMMENCING JULY 1, 2026 AND ENDING JUNE 30, 2027 AND SETTING JUNE 9, 2026, AS THE DATE FOR PUBLIC HEARING.

WHEREAS, the Municipal Building Authority of West Valley City has filed with the Board of Trustees a tentative budget for the Building Authority (the “Tentative Budget”) for the fiscal year commencing July 1, 2026, and ending June 30, 2027; and

WHEREAS, the Municipal Building Authority desires to adopt the Tentative Budget and the proposed appropriations for the support of the Building Authority; and

WHEREAS, the Board of Trustees of the Municipal Building Authority has determined that it is in the best interests of the citizens of West Valley City to adopt the Tentative Budget for the 2026-2027 fiscal year.

NOW, THEREFORE, BE IT RESOLVED by the Board of Trustees of the Municipal Building Authority of West Valley City, Utah, as follows:

1. The amounts shown in Exhibit “A,” which is attached hereto and incorporated herein by this reference, are proposed for the corporate purposes and objects of the Municipal Building Authority for the fiscal year commencing July 1, 2026 and ending June 30, 2027 and are hereby adopted as the Tentative Budget for the Municipal Building Authority of West Valley City for the 2026-2027 fiscal year.
2. A public hearing to consider the Tentative Budget shall be held on June 9, 2026, at 6:30 p.m., in the West Valley City Council Chambers located at 3600 Constitution Boulevard, West Valley City, Utah. This hearing shall also be conducted electronically. The City Recorder is hereby directed to give notice of said hearing as required by state law.

PASSED, APPROVED, and MADE EFFECTIVE this _____ day of _____, 2026.

MUNICIPAL BUILDING AUTHORITY OF
WEST VALLEY CITY

PRESIDENT

ATTEST:

SECRETARY

**WEST VALLEY CITY BUILDING AUTHORITY - FUND 24
REVENUE STATEMENT**

| | Actual 2022-2023 | Actual 2023-2024 | Actual 2024-2025 | Adopted 2025-2026 | Tentative 2026-2027 | Percent Change |
|----------------------------|---------------------|---------------------|---------------------|----------------------|------------------------|-------------------|
| BUILDING AUTHORITY: | | | | | | |
| Interest Income | 194,715 | 123,444 | 95,918 | 0 | 0 | |
| Total Revenues | 194,715 | 123,444 | 95,918 | 0 | 0 | 0.0% |

**WEST VALLEY CITY BUILDING AUTHORITY - FUND 24
EXPENDITURE STATEMENT**

| | Actual 2022-2023 | Actual 2023-2024 | Actual 2024-2025 | Adopted 2025-2026 | Tentative 2026-2027 | Percent Change |
|---|---------------------|---------------------|---------------------|----------------------|------------------------|-------------------|
| BUILDING AUTHORITY: | | | | | | |
| Inter-Departmental Transfers-In: | | | | | | |
| Capital Reserve-Theater | (50,000) | (50,000) | (50,000) | 0 | 0 | |
| Capital Reserve-Arena | (100,000) | (100,000) | (100,000) | (100,000) | (100,000) | |
| Capital Reserve (FFC) | (30,000) | (30,000) | (30,000) | (30,000) | (30,000) | |
| MBA S 2016 Fire 71,72,76 (GF) | (517,600) | (524,500) | (520,500) | (523,900) | (523,650) | |
| MBA S 2017 (GF) | (3,323,250) | (3,325,450) | (3,320,650) | (3,321,150) | (3,318,400) | |
| MBA S 2019 Parks/PW (CRoads) | (256,411) | (267,867) | (267,867) | (267,601) | (268,844) | |
| MBA S 2019 Parks/PW (SW) | (256,411) | 0 | 0 | (267,601) | (268,844) | |
| MBA S 2019 Parks/PW (GF) | (211,454) | (220,791) | (220,791) | (220,573) | (221,587) | |
| MBA S 2022-Courts Reno | (390,247) | (382,500) | (385,750) | (383,500) | (386,000) | |
| Maverik Center Refunding (RDA) | (2,400,700) | (2,375,000) | (2,376,000) | (2,367,000) | (2,369,750) | |
| Subtotal Transfers-In | (7,536,073) | (7,276,108) | (7,271,558) | (7,481,325) | (7,487,075) | 0.1% |
| EXPENDITURES: | | | | | | |
| Theater Capital Reserve | 42,344 | 191,155 | 0 | 0 | 0 | |
| Arena Capital Reserve | 0 | 0 | 0 | 100,000 | 100,000 | |
| Fitness Center Capital Reserve | 0 | 0 | 0 | 30,000 | 30,000 | |
| MBA S 2016 Fire 71, 72 & 76 | 517,600 | 522,000 | 518,000 | 521,400 | 521,150 | |
| MBA S 2017 Parking, PD & Court | 3,320,751 | 3,322,950 | 3,318,150 | 3,318,650 | 3,315,900 | |
| MBA S 2019 Parks/PW | 721,775 | 754,025 | 754,025 | 753,275 | 756,775 | |
| MBA S 2022-Courts Reno | 380,174 | 380,000 | 383,250 | 381,000 | 383,500 | |
| MBA S 2016 Arena Refund | 2,398,200 | 2,375,000 | 2,376,000 | 2,367,000 | 2,369,750 | |
| Bond Issuance Costs/Fees | 57,972 | 10,750 | 90,798 | 10,000 | 10,000 | |
| Sold Services | 0 | 0 | (267,867) | | | |
| Transfers Out | 5,560,000 | 0 | 814,062 | 0 | 0 | |
| Subtotal Expenditures | 12,998,815 | 7,555,880 | 7,986,418 | 7,481,325 | 7,487,075 | 0.1% |
| Total Expenditures | 5,462,743 | 279,772 | 714,860 | 0 | 0 | 0.0% |



SALT LAKE COUNTY GOVERNMENT

Understanding the purpose, structure, and funding for county programs and services.

HISTORY OF SALT LAKE COUNTY

ESTABLISHED CITIES

Evolved many times since 1850



- *Salt Lake City (1850)*
- *Sandy (1893)*
- *Murray (1902)*
- *Midvale (1909)*
- *South Jordan (1935)*
- *South Salt Lake (1938)*
- *West Jordan (1941)*
- *Riverton (1948)*
- *Town of Alta (1970)*
- *Draper (1978)*
- *Bluffdale (1978)*
- *West Valley City (1980)*

1990's WAVE OF INCORPORATIONS

Wanted input on planning, zoning & services



- *Taylorsville (1996)*
- *Herriman (1999)*
- *Holladay (1999)*
- *Cottonwood Heights (2005)*
- *Town of Brighton (2020)*

COMMUNITY PRESERVATION PROJECT

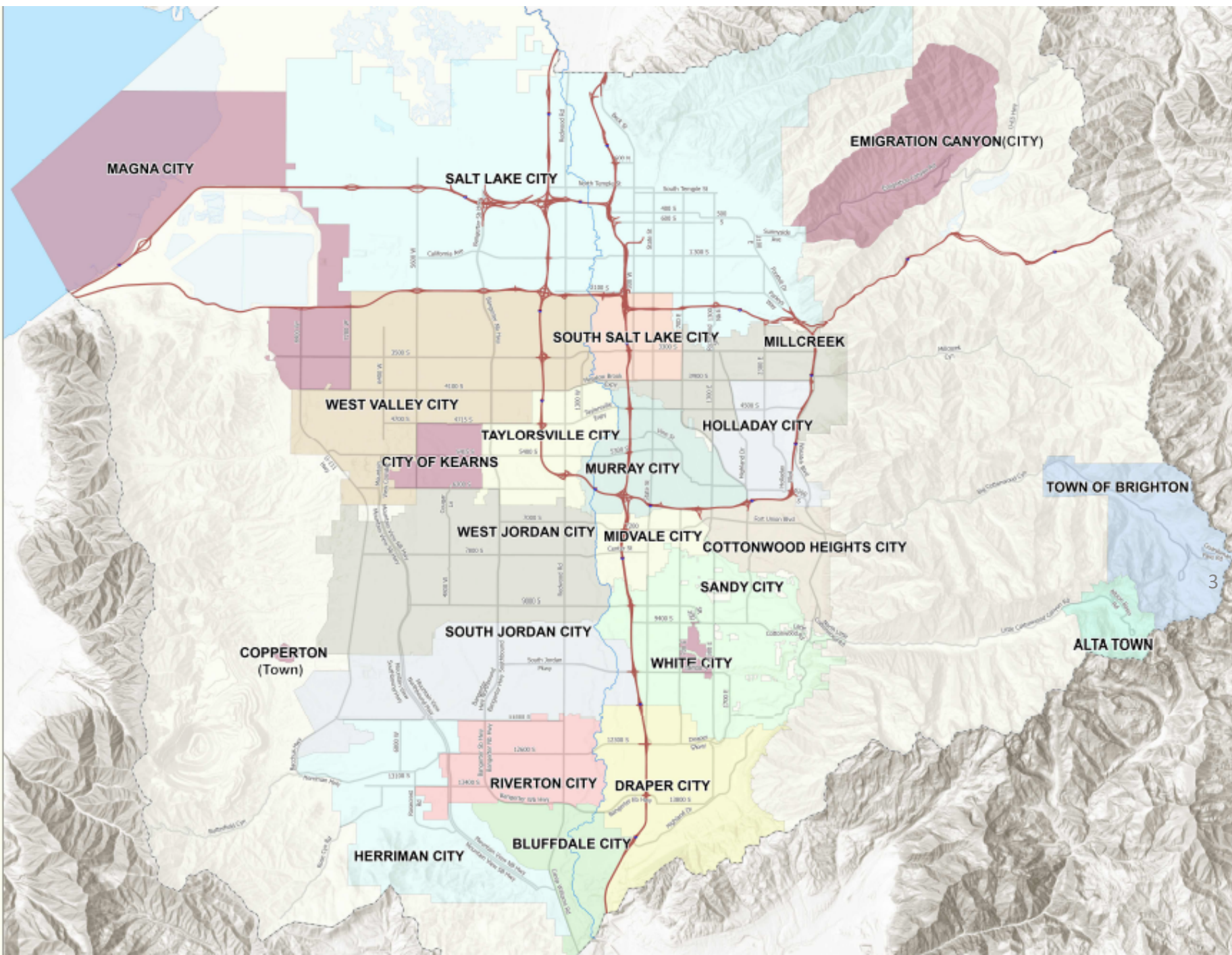
Resulted in 23 incorporated cities



- *Millcreek (2016)*
- *Kearns (May 2024)*
- *Magna (May 2024)*
- *White City (May 2024)*
- *Emigration Canyon (May 2024)*
- *Town of Copperton (May 2024)*

*** H.B. 330 (2024) now requires all "islands" to annex or incorporate by July 2027*

WILL WALL-TO-WALL CITIES REDUCE THE NEED FOR THE COUNTY?



- ✓ *Counties are political subdivisions of the state per Utah Constitution Article XI, Section 1.*
- ✓ *Counties deliver state-mandated services.*
- ✓ **State law differentiates the roles of cities and counties.**
- ✓ *Cities handle municipal services—counties focus on regional functions.*
- ✓ *Consolidation into cities reduces duplication and allows counties to maximize efficiency across jurisdictions.*

EXAMPLES OF SERVICES THE COUNTY PROVIDES



CRIMINAL JUSTICE / PUBLIC SAFETY

Jail and other criminal justice services, prosecution and indigent defense.



CULTURE & THE ARTS

Administers grants and manages cultural facilities: Abravanel Hall, Capitol Theater, Eccles Theater, etc.



ELECTIONS

Runs the general election by statute. Contracts with municipalities for municipal elections.



CONVENTIONS & TOURISM

County-owned convention centers bring in out-of-state conventions that generate sales tax.



HEALTH DEPARTMENT

Provides immunizations, safety protocols for restaurants and businesses, clean up homeless camps and other unsafe environments.



REGIONAL PARKS & RECREATION

Maintains regional parks, trails, and open spaces. Operates recreation centers and sports complexes.



AGING & ADULT SERVICES

Provides Meals on Wheels and runs senior centers.



LIBRARY SERVICES

Salt Lake County Library system serves most of the county, with access to Salt Lake City and Murray libraries.



BEHAVIORAL HEALTH

Manages mental health/substance abuse services. Partners with providers. Designated by the state to be mental health & substance abuse authority.



PROPERTY TAX ADMINISTRATION

Collects property tax for all entities, most of which are not part of Salt Lake County, and distributes funds.

CITIES CAN'T DO WHAT THE COUNTY DOES



Multiple jails? Multiple health departments? Multiple clerk's offices?

Salt Lake County delivers regional services on a scale best served by county government.

Duplicating these services would be expensive, inefficient, and create confusion across city boundaries.

MAYOR-COUNCIL FORM OF GOVERNMENT

Clear separation of powers, administration and oversight.

Council Members



MAYOR
Jenny Wilson



COUNCIL
Laurie Stringham
At-Large A



COUNCIL
Suzanne Harrison
At-Large B



COUNCIL
Natalie Pinkney
At-Large C



COUNCIL
Jiro Johnson
District 1



COUNCIL
Carlos A. Moreno
District 2



COUNCIL
Aimee Winder Newton
District 3



COUNCIL
Ross Romero
District 4



COUNCIL
Sheldon Stewart
District 5



COUNCIL
Dea Theodore
District 6, Chair

INDEPENDENT ELECTED OFFICIALS

Operate independently within their constitutional and statutory authority but in coordination with the Mayor and Council.



ASSESSOR

Chris Stavros

Establishes the fair market value of real and personal property ensuring assessments are accurate, fair, and compliant with Utah law.



DISTRICT ATTORNEY

Sim Gill

Responsible for legal work, including prosecution of all felony criminal matters in Salt Lake County as well as civil government litigation.



SURVEYOR

Bradley Park


Provides quality surveying and mapping services to protect, preserve, and perpetuate property boundary rights.



AUDITOR

Chris Harding

Financial integrity through audits, annual financial report, certifying property tax rates, and ensuring compliance with budgeting and fiscal policies.



RECORDER

Rashelle Hobbs

Maintains public land records, relating to real estate, liens, mining, and subdivision plats, to ensure transparency in real estate transactions.



TREASURER

Sheila Srivastava


Collects, safeguards, and disburses county funds, including property tax payments, and manages the county's investments.



CLERK

Lannie Chapman


Oversees elections, marriage licenses, passports, and maintains official records for the County Council.



SHERIFF

Rosie Rivera

Runs the jail operations, manages search and rescue teams, and law enforcement for the unincorporated areas including the canyons.




Justice Court Judge

Shauna Graves-

Robertson

The Salt Lake County Justice Court handles small claims, misdemeanors, and traffic cases


WHAT IS THE ESTIMATED 2025 SALT LAKE COUNTY BUDGET?



TOTAL BUDGET

\$2 Billion (Approx.)

*While this reflects the total amount adopted, **only a portion of it falls under the County Council's discretion--some are "pass through" taxes.***



NET COUNTY BUDGET

\$1.5 Billion (Approx.)

The net budget represents total revenues minus "pass through" taxes. This is the portion that falls under the County Council's discretion.



WHAT ARE PASS THROUGH TAXES?

- *Appear in the budget for transparency, but don't impact county operations.*
- *County is middleman. Receives funds and forwards to other agencies.*
- *Not truly county funds.*
- *Examples: Cities, service providers, federal or state grants, UTA.*

Council has NO DISCRETION over how these funds are used.

**LEAST UNDERSTOOD
BUDGETARY ITEM**

2025 Mayor's Proposed June Budget PASS THROUGH TAXES

| | |
|--|-------------|
| RDA Property Tax | 33,616,073 |
| <i>Property Tax-RDA- Pass Thru</i> | |
| Transportation sales tax | 455,735,500 |
| <i>Mass Transit Pass Thru to UTA, cities & state</i> | |
| <i>New Sales Tax for Public Safety & Public Transportation (aka 5th 5th)</i> | |
| <i>0.15% beginning July 1, 2025 ~\$29M</i> | |
| Visitor Promotion | 5,854,588 |
| <i>Sandy Soccer Stadium Transient Room Tax</i> | |
| State & General-Tax Administration | 3,099,840 |
| <i>Multi County Pass Thru Revenue</i> | |

Grand Total \$498,306,001



SPECIAL REVENUE

- *Source: County controlled funds from taxes or fees.*
- *Libraries, TRCC, Behavioral Health, etc.*
- **HIGHLY RESTRICTED USE**
- *Council has **some discretion** over use but can only fund certain things within certain funds.*



GENERAL FUND

- *Source: Primarily property taxes, sales tax, etc.*
- *Core government services—public safety, elections, public health, and administration.*
- *Most flexible.*
- *Only fund the council has **full discretion**.*

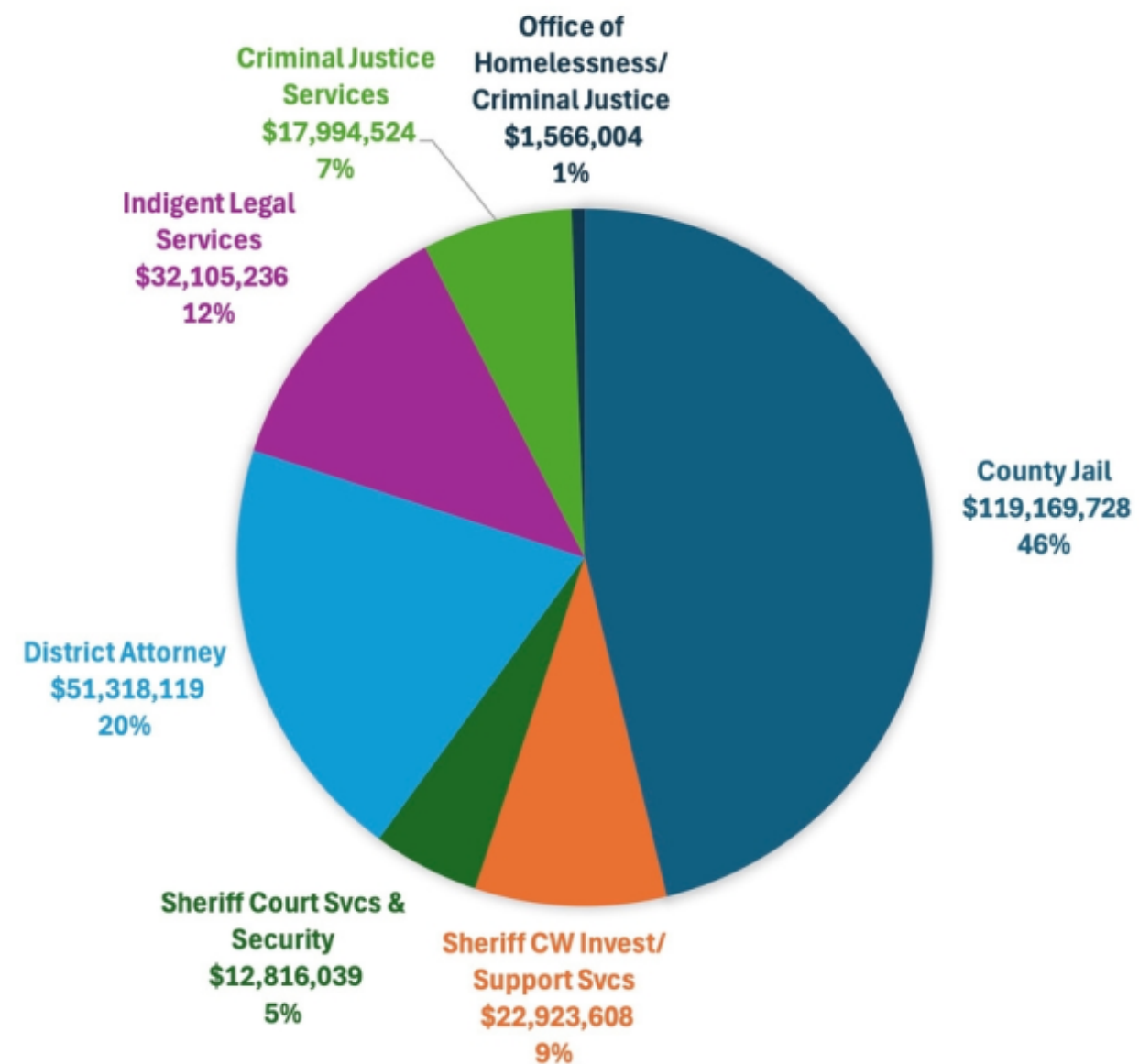


ENTERPRISE FUNDS

- *Source: Fees charged to users through paid services—not taxes.*
- *These funds operate like businesses.*
- *Golf Courses, Landfill, Public Works*
- *Council has **limited discretion** over how this is used.*

WHAT IS THE COUNTY'S LARGEST RESPONSIBILITY?

CRIMINAL JUSTICE NET COST
(EXPENDITURES LESS REVENUES)



PUBLIC SAFETY

Public Safety accounts for the largest portion of the budget. More than 74% of the county's general fund is allocated to public safety including law enforcement, corrections, and prosecution.



HOW PROPERTY TAXES WORK IN UTAH



State law limits property tax revenue increases to only “new growth” (e.g., new construction or additions).




Inflation in property values does not increase revenue—rates are adjusted downward to keep revenue flat.



Population growth increases demand for county services.



This creates a budget gap, averaging about 1% or \$5M per year.



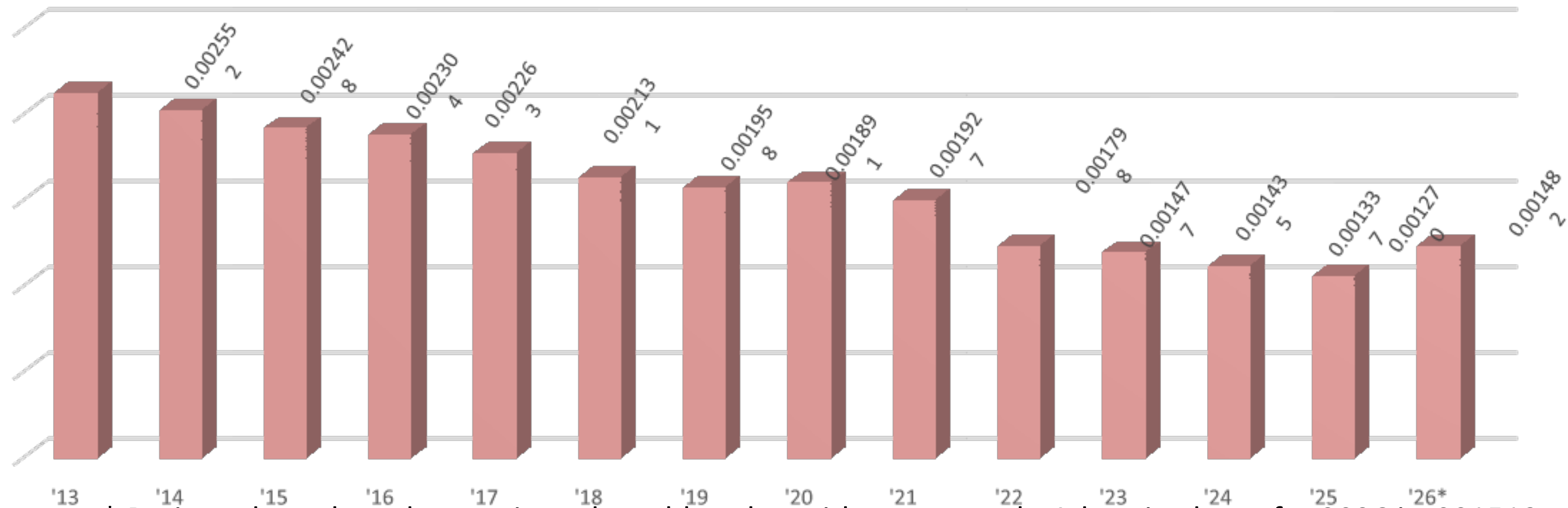
INFLATION INDEX: WEST URBAN CONSUMER PRICE INDEX - ALL URBAN CONSUMERS

Purchasing Power Erosion Due to Inflation

DECLINING TREND IN PROPERTY TAX RATES

Countywide and Assessing & Collecting

Excluding Bond Debt Service and Judgment Levies



* Projected rate based on projected taxable value with new growth. Advertised rate for 2026 is .001519.

When my property values go up, does my property tax automatically go up?

No - it does not. Utah's system is designed so that rising property values alone do not automatically raise your property tax bill. Each year, the County Auditor calculates a *certified tax rate* for every taxing entity (county, city, school district, etc.). That rate is adjusted downward so the entity collects the same total revenue as the prior year—plus new-growth revenue from new construction.

HOW HAS THE COUNTY RESPONDED?



*The Council has consistently exercised **fiscal discipline**, cut spending while preserving Salt Lake County's top tier **AAA bond rating**—the highest available.*

*As part of its commitment to fiscal responsibility, the Council has **regular stress testing** in each agency to identify financial needs and **manage spending**.*

PUBLIC SAFETY NEEDS

OVERVIEW

- **Not a single new bed has been built since 2004**, even as the county's population has grown by nearly 300,000 and is expected to grow to 1.4 million by 2040.
- **Approximately one-fifth of the jail's beds are in Oxbow**, a failing facility that urgently needs to be replaced.
- **At the same time, homelessness and mental illness have increased, and our jail has become the state's default mental health provider.**
- **Over the past ten years, the average person booked into the jail has been booked seven times prior**, driving up costs while leaving underlying needs unmet.

34%

percent of those leaving jail exit directly into homelessness



80%

of the jail population has prior offenses



PUBLIC SAFETY NEEDS

JAIL REMAINS AT CAPACITY

Although beds have increased after opening Oxbow's third pod, the jail continues to operate at or near capacity every day.

*Reopening the third pod at Oxbow added 184 individuals, placing **additional pressure on aging infrastructure and maintenance systems.***



*Increased enforcement due to SLC Public Safety Plan has meant an **increase in bookings and individuals with multiple charges** is placing greater demands on judicial processing.*

PUBLIC SAFETY NEEDS

GOALS:

- ✓ *Rebuild capacity from Oxbow Jail (552 beds) at main facility*
- ✓ *Add new beds to meet growth and safety demands*
- ✓ *Expand mental health treatment from 88 → 160 beds*
- ✓ *Create a stepdown unit (100 beds) for re-entry support*
- ✓ *Look at a lower-security facility to save on costs to provide mental health, substance use, job training and wraparound services for low-level offenders in order to reduce recidivism.*



4100 South Fencing Requirements (10 min)

Item: _____
Fiscal Impact: _____ N/A
Funding Source: _____ N/A
Account #: _____ N/A
Budget Opening Required:

ISSUE:

A zone text change to add specific fence regulations to properties along 4100 South.

SYNOPSIS:

The City's Public Works Department is requesting a zone text change to Sections 7-2-114, which is the Section of the Zoning Ordinance that addresses fence regulations. The proposed change would add specific fence regulations to properties along 4100 South.

The following justification for this change was provided by the Public Works Department:

“The City has invested millions of dollars to the reconstruction of the 4100 South roadway. Inside the project, it is planned to replace current fencing with a wrought iron (steel/aluminum) fence. As a main artery through the City, it would be valuable to have uniform fencing along the entire corridor to continue the aesthetic of the roadway. Within the 4100 South Reconstruction Project, all fences removed will be replaced with the new style of fence. The City is offering to replace all existing fences not included within the project scope with the new style of fence. The new ordinance will require all NEW fences to be in the same style/specification.”

By way of background, the 4100 South Reconstruction Project extends from Bangerter Highway to 5460 West and is nearing completion. Fencing is currently being installed.

RECOMMENDATION:

The Planning Commission recommends approval.

SUBMITTED BY:

Steve Pastorik, Assistant CED Director/Planning Director

WEST VALLEY CITY, UTAH

ORDINANCE NO. 21-03

Date Adopted: 01/26/2021

Date Effective: 01/31/2021

AN ORDINANCE AMENDING SECTION 7-2-114 OF THE WEST VALLEY CITY MUNICIPAL CODE TO AMEND CERTAIN REQUIREMENTS APPLICABLE TO FENCES ON 4100 SOUTH.

WHEREAS, Title 7 of the West Valley City Municipal Code establishes regulations concerning the use and development of land throughout the City; and

WHEREAS, the City desires to amend regulations concerning the installation and design of fences along 4100 South; and

WHEREAS, the City Council of West Valley City, Utah does hereby determine that it is in the best interests of the health, safety, and welfare of the citizens of West Valley City to amend Section 7-2-114 of the West Valley City Municipal Code;

NOW, THEREFORE, BE IT ORDAINED by the City Council of West Valley City, Utah as follows:

Section 1. Repealer. Any provision of the West Valley City Municipal Code found to be in conflict with this Ordinance is hereby repealed.

Section 2. Amendment. Section 7-2-114 of the West Valley City Municipal Code is hereby amended as follows:

7-2-114. FENCES.

- (1) A six-foot Fence may be constructed on or within property lines, as shown on the official plats maintained in the Office of the Salt Lake County Recorder, in Side and Rear Yards. This shall include Side Yards of Corner Lots. Permitted residential fencing materials are limited to vinyl, masonry, wrought iron style (metal), wood, hedges and chain-link. Fencing materials

shall be of materials originally intended for fencing and shall not include materials intended for other purposes. Metal panels, barbed or razor wire, and livestock Fences are expressly prohibited in Residential Zones. Livestock fencing is permitted only in an Agricultural Zone or for the containment of Animals in association with an approved residential Nonconforming Use of Animals.

(2) In Front Yards, a 20-foot setback from the front property line shall be maintained for Fences over four feet in height. Fences four feet or less in height which are at least 50 percent transparent are allowed up to the front property line or, if a Sidewalk exists, up to the Sidewalk. No solid Fence over three feet in height shall be allowed closer than 20 feet to the front property line.

(3) Residential properties along Major or Minor Arterials shall adhere to the following regulations:

a. Hedges shall be permitted up to the property line that is adjacent to an Arterial Street or if a Sidewalk exists, up to the edge of the Sidewalk. Hedges shall exclude poisonous, noxious, thorn-bearing, and fruit-bearing plant materials. Hedges shall be limited to six feet in height. Hedges shall be trimmed and maintained and shall not be permitted to grow into the public Right-of-way, or

b. Fences or walls shall be no taller than six feet in height and shall be set back a minimum of 10 feet from the front property line. The 10-foot front setback area between the public Right-of-way and the Fence or wall shall be maintained with Landscaping that contains a minimum of 50 percent live plant material and shall be kept weed free.

(4) For properties with frontage on 4100 South, all new Fences constructed in the Front Yard shall be black ornamental iron or aluminum metal fences with three rail panels, three or four inch air gaps between all posts and pickets, 2.5 inch wide posts, and 0.75 inch wide square pickets.

(45) *Fence Height.* Where there is a difference in the Grade of the properties on either side of a Fence or wall, the height of the Fence or wall shall be measured from the average Grade of the higher property. Average Grade shall be established based on elevations of finish Grade within five feet of the proposed Fence line. When a retaining wall exists at the property line, Fence height may be measured from the higher side of the wall. A Sound Wall may exceed the height standards when constructed next to a Major Arterial Street or Freeway. In the M

zone, barbed wire atop a Fence constructed in compliance with all applicable ordinances shall not count toward Fence height.

(56) When requested, the Zoning Administrator may grant a waiver or modification of any height requirements of this Section upon finding that the waiver or modification will not circumvent the intent of the requirements.

(67) All Fences shall be maintained in good condition, at all times, by the Owner or occupant of the property. Fence maintenance shall meet the following standards:

- a. The Fence must be free of damage, breaks or missing components or parts.
- b. Areas of the Fence that are leaning more than 20 degrees from vertical, buckling, sagging or deteriorating must be repaired or replaced with materials and color similar to its original construction.
- c. The area at the base must be kept free of debris and neatly trimmed.
- d. Where fencing has been previously painted and there are areas of chipping, peeling, scaling or missing paint equal to or greater than 20 percent of the Fence surface, then the surface must be repainted or stripped of all paint.
- e. Wrought iron style (metal) Fences shall be treated in a manner to prevent rust.

Section 3. Severability. If any provision of this Ordinance is declared to be invalid by a court of competent jurisdiction, the remainder shall not be affected thereby.

Section 4. Effective Date. This Ordinance shall take effect immediately upon posting in the manner required by law.

PASSED and APPROVED this 26th day of January, 2021.

WEST VALLEY CITY



Ron Biggs

MAYOR

ATTEST:

Nirhale Comau

CITY RECORDER

MINUTES OF COUNCIL STUDY MEETING – JANUARY 19, 2021

-1-

THE WEST VALLEY CITY COUNCIL MET IN ELECTRONIC STUDY SESSION ON TUESDAY, JANUARY 19, 2021 AT 4:30 P.M. THE MEETING WAS CALLED TO ORDER AND CONDUCTED BY MAYOR BIGELOW.

THE MEETING WAS HELD ELECTRONICALLY VIA ZOOM.

THE FOLLOWING MEMBERS WERE PRESENT ELECTRONICALLY:

Ron Bigelow, Mayor
Lars Nordfelt, Councilmember At-Large
Don Christensen, Councilmember At-Large
Tom Huynh, Councilmember District 1
Steve Buhler, Councilmember District 2
Karen Lang, Councilmember District 3
Jake Fitisemanu, Councilmember District 4

STAFF PRESENT ELECTRONICALLY:

Wayne T Pyle, City Manager
Nichole Camac, City Recorder
Nicole Cottle, Assistant City Manager/General Counsel/ CED Director
Eric Bunderson, City Attorney
Colleen Jacobs, Police Chief
John Evans, Fire Chief
Jim Welch, Finance Director
Layne Morris, CPD Director
Russ Willardson, Public Works Director
Jamie Young, Acting Parks and Recreation Director
Sam Johnson, Strategic Communications Director
Steve Pastorik, CED
Daniel Johnson, Public Works
Eric Madsen, Public Works
Jonathan Springmeyer, CED
Mark Nord, CED

APPROVAL OF MINUTES OF STUDY MEETING HELD JANUARY 12, 2021

The Council considered the Minutes of the Study Meeting held January 12, 2021. There were no changes, corrections or deletions.

Councilmember Fitisemanu moved to approve the Minutes of the Study Meeting held January 12, 2021. Councilmember Lang seconded the motion.

MINUTES OF COUNCIL STUDY MEETING – JANUARY 19, 2021

-2-

A voice vote was taken and all members voted in favor of the motion.

REVIEW AGENDAS FOR REGULAR CITY COUNCIL MEETING OF JANUARY 19, 2021

Upon inquiry by Mayor Bigelow, members of the Council had no further questions or concerns regarding items listed on the Agenda for the Regular City Council scheduled later this night.

PUBLIC HEARINGS SCHEDULED FOR JANUARY 26, 2021

A. ACCEPT PUBLIC INPUT REGARDING APPLICATION ZT-8-2020, FILED BY WEST VALLEY CITY, REQUESTING A ZONE TEXT CHANGE TO ADD SPECIFIC FENCE REGULATIONS TO PROPERTIES ALONG 4100 SOUTH

Mayor Bigelow informed a public hearing had been advertised for the Regular Council Meeting scheduled January 26, 2021, in order for the City Council to hear and consider public comments regarding Application ZT-8-2020, filed by West Valley City, requesting a Zone Text Change to add specific fence regulations to properties along 4100 South.

Proposed Ordinance 21-03 related to the proposal to be considered by the City Council subsequent to the public hearing, was discussed as follows:

ACTION: ORDINANCE NO. 21-03, AMEND SECTION 7-2-114 OF THE WEST VALLEY CITY MUNICIPAL CODE TO AMEND CERTAIN REQUIREMENTS APPLICABLE TO FENCES ON 4100 SOUTH

Steve Pastorik, CED, discussed proposed Ordinance 21-03 that would amend Section 7-2-114 of the West Valley City Municipal Code to amend certain requirements applicable to fences on 4100 South.

Written documentation previously provided to the City Council included information as follows:

The City's Public Works Department is requesting a zone text change to Sections 7-2-114, which is the Section of the Zoning Ordinance that addresses fence regulations. The proposed change would add specific fence regulations to properties along 4100 South.

The following justification for this change was provided by the Public Works Department:

“The City has invested millions of dollars to the reconstruction of the 4100 South roadway. Inside the project, it is planned to replace current fencing with a wrought iron (steel/aluminum) fence. As a

MINUTES OF COUNCIL STUDY MEETING – JANUARY 19, 2021

-3-

main artery through the City, it would be valuable to have uniform fencing along the entire corridor to continue the aesthetic of the roadway. Within the 4100 South Reconstruction Project, all fences removed will be replaced with the new style of fence. The City is offering to replace all existing fences not included within the project scope with the new style of fence. The new ordinance will require all NEW fences to be in the same style/specification.”

By way of background, the 4100 South Reconstruction Project extends from Bangerter Highway to 5460 West and is nearing completion. Fencing is currently being installed.

Councilmember Christensen noted that the fencing looks great. Mayor Bigelow agreed.

The City Council will consider Ordinance 21-03 at the Regular Council Meeting scheduled January 26, 2021 at 6:30 P.M.

RESOLUTION 21-10: AWARD A CONTRACT TO EVANS WEST, INC. FOR THE INSTALLATION OF FENCING ALONG 4100 SOUTH

Dan Johnson, Public Works Director, presented proposed Resolution 21-10 that would award a Contract to Evans West, Inc. for the installation of fencing along 4100 South.

Written documentation previously provided to the City Council included information as follows:

As previously discussed with the City Council, the City seeks to enhance the 4100 South corridor between Bangerter Highway and 5600 West by replacing existing chain link fences with ornamental iron fence. During the reconstruction project, chain link fences impacted by construction work were upgraded to ornamental fence with the project. This project provides an opportunity to upgrade the remaining chain link fences along the project corridor.

The Public Works Department issued a Request for Proposals to identify the fencing contractor that would provide the best solution for the various fence and gate scenarios that would be encountered on the project. The selection criteria included price, solution flexibility, company experience, materials warranty, and installation warranty. Two contractors submitted proposals and Evans West, Inc. was chosen based on the specified selection criteria.

The Public Works Department is preparing agreements for the individual property owners to sign giving the city consent to replace their chain link fences. The quantity of fence shown in the RFP was an estimated quantity, and when applied to

MINUTES OF COUNCIL STUDY MEETING – JANUARY 19, 2021

-4-

the prices submitted by Evans West Inc, total \$386,601. The actual quantity of fence placed will be based on the number of residents who consent to the fence upgrade. The public works department is requesting spending authorization up to \$450,000 to cover potential fencing scope increases above the estimated scope.

Councilmember Buhler asked if any property owners have opposed to this. Dan replied yes but not many. Councilmember Buhler asked what would happen if the property owner doesn't agree. Dan replied that the City isn't forcing anyone to remove their fence but hope most residents will be amenable. Councilmember Lang asked whose responsibility fence damage would be. Dan replied the property owners. He noted that they sign an agreement when the fence is installed and are aware that the fence becomes their property.

The City Council will consider Resolution 21-10 at the Regular Council Meeting scheduled January 26, 2021 at 6:30 P.M.

RESOLUTION 21-11: APPROVE A MODIFICATION TO A PROFESSIONAL SERVICES AGREEMENT WITH AVENUE CONSULTANTS, INC. FOR A STUDY OF TRAFFIC PATTERNS AND FUTURE IMPROVEMENTS ON BANGERTER HIGHWAY

Russ Willardson, Public Works Director, presented proposed Resolution 21-11 that would approve a modification to a Professional Services Agreement with Avenue Consultants, Inc. for a study of traffic patterns and future improvements on Bangerter Highway.

Written documentation previously provided to the City Council included information as follows:

The City Council previously approved an agreement with Avenue Consultants for the above referenced work, on September 8, 2020. As the work has progressed, and with added input from the City Council, an expansion of the original scope of the project was needed to meet the City's desires. The additional work is shown below:

- Task 1: Project Management & Meetings
 - Included time for 3 additional meetings with Project Team.
- Task 2: Traffic Analysis
 - Removed one option from the traffic evaluation (totaling three options being evaluated)
 - Added three travel demand models – one for each option. These TDM's will be used to help to predict the changes in traffic distribution and patterns for each of the three options. This helps provide more accurate and reliable results. Measures of effectiveness such as delay and queue lengths will be extracted from the models and used to evaluate the effectiveness of the proposed modifications.

MINUTES OF COUNCIL STUDY MEETING – JANUARY 19, 2021

-5-

- Task 3: Conceptual Design Layouts
 - Included time for one additional concept layout (totally three options being laid out.)

The City Council will consider Resolution 21-11 at the Regular Council Meeting scheduled January 26, 2021 at 6:30 P.M.

RESOLUTION 21-12: APPROVE THE PURCHASE OF A FORD F-550 TRUCK FROM KEN GARFF FORD

Eric Madsen, Public Works, presented proposed Resolution 21-12 that would approve the purchase of a Ford F-550 Truck from Ken Garff Ford.

Written documentation previously provided to the City Council included information as follows:

The Public Works Department Operations Division would like to purchase a Ford F-550 cab & chassis. This truck will be upfitted with a service body, which is designed to transport their tools and concrete forms. The truck will be used by the City’s concrete crew. Ken Garff Ford has the State contract (AV2528) to sell Ford vehicles. The price indicated below is a competitive price and the vehicles meets the City’s needs.

| Number of Vehicles | Type of Vehicle | Cost Per Vehicle |
|---------------------------|--------------------------|-------------------------|
| 1 | Ford F-550 cab & chassis | \$37,779.10 |
| | | |
| | TOTAL | \$37,779.10 |
| | | |

| Replaced Vehicle | Make Model | Year |
|-------------------------|-------------------|-------------|
| 751118 | Ford-550 | 2009 |

Councilmember Buhler asked what will happen to the old truck. Eric replied that it will be passed down to storm water or sold at auction. Councilmember Lang asked if this is a four-door truck. Eric replied yes. Councilmember Lang asked if new equipment would need to be purchased and added to the truck. Eric replied yes and noted that this is a separate cost.

The City Council will consider Resolution 21-12 at the Regular Council Meeting scheduled January 26, 2021 at 6:30 P.M.

MINUTES OF COUNCIL STUDY MEETING – JANUARY 19, 2021

-6-

RESOLUTION 21-13: APPROVE THE PURCHASE OF TWO INTERNATIONAL CAB AND CHASSIS FROM RUSH TRUCK CENTER

Eric Madsen, Public Works, presented proposed Resolution 21-13 that would approve the purchase of two International Cab and Chassis from Rush Truck Center.

Written documentation previously provided to the City Council included information as follows:

The City has selected State contract holder (MA608) Rush Truck Center to supply the City with two International 10 Wheel HV613 Cab & Chassis. Public Works will use these two trucks in operations. The trucks will be upfitted with a dump body, salters and snowplow. These two trucks will replace two 2008 Internationals plow/dump trucks 751095 & 751096. The price indicated below is a competitive price and the product meets the City’s needs.

| Number of Vehicles | Type of Vehicle | Cost Per Vehicle |
|---------------------------|--------------------------------------|-------------------------|
| 2 | International 10 Wheel Cab & Chassis | \$108,515.90 |
| | | |
| | TOTAL | \$217,031.80 |

The City Council will consider Resolution 21-13 at the Regular Council Meeting scheduled January 26, 2021 at 6:30 P.M.

RESOLUTION 21-14: AUTHORIZE THE CITY TO ENTER INTO A REAL ESTATE PURCHASE AND SALE AGREEMENT WITH THE IVAN L. JONES AND LUCILLE M. JONES FAMILY TRUST FOR PROPERTY LOCATED AT 1380 WEST 3300 SOUTH

Wayne Pyle, City Manager, presented proposed Resolution 21-14 that would authorize the City to enter into a Real Estate Purchase and Sale Agreement with the Ivan L. Jones and Lucille M. Jones Family Trust for property located at 1380 West 3300 South.

Written documentation previously provided to the City Council included information as follows:

The City already owns a significant amount of acreage in this location by the Cultural Center. The property owners contacted us with an interest in selling. The property would be a good addition to the existing acreage for future development.

Councilmember Buhler asked who owns the property with the house. Wayne replied the

MINUTES OF COUNCIL STUDY MEETING – JANUARY 19, 2021

-7-

City owns the property. Councilmember Buhler clarified what property the City owns. Councilmember Huynh stated that this is a good price for the property and will be good for the area. Councilmember Huynh asked if the City would like to purchase another property in the area. Wayne replied yes. Jonathan Springmeyer, CED, stated that he has not had serious conversation with the property owner of the parcel in question but they are aware that the City would be interested in purchasing. Mayor Bigelow clarified ownership of other neighboring properties.

The City Council will consider Resolution 21-14 at the Regular Council Meeting scheduled January 26, 2021 at 6:30 P.M.

COMMUNICATIONS

A. PROTECT PREVENTION EDUCATION

Terry Palmer, PROTECT Prevention Utah, presented a PowerPoint presentation summarized as follows:

- Who we are
 - o PROTECT, which stands for PRevention Organized To Educate Children on Trafficking, is a joint collaboration between three anti-trafficking non-profit organizations, 3Strands Global Foundation, Frederick Douglass Family Initiatives, and Love Never Fails, in partnership with CA Attorney General’s Office and CA Department of Education. *(add appropriate information about the funder of the training and their support – such as Rotary, RCRC, UBS, etc.)*
 - o The program was created to combat human trafficking through trauma-informed education, training, and reporting protocols for schools. Our focus is not only to educate adults and children about human trafficking, but empower them to identify signs of trauma as a means of preventing exploitation and creating a safe school climate. Trauma and trafficking are inherently connected, and in order for us to really understand how this impacts our community, we must all come together to learn more about it. We believe that the more we know, the more we can keep ourselves and others safe. To date, PROTECT has reached over 500,000 estimated people.
- Definition of Human Trafficking
 - o Modern slavery” and “human trafficking” are umbrella terms for the act of recruiting, harboring, transporting, providing, or obtaining a person for compelled labor or commercial sex acts through the use of force, fraud, or coercion.
- What is force, fraud, and coercion

MINUTES OF COUNCIL STUDY MEETING – JANUARY 19, 2021

-8-

- Force: the use of physical harm or violence
- Fraud: Deception for financial gain
- Coercion: Persuading someone to do something by using force or threats
 - COERCION is when someone is persuaded - or better coerced - to do something not by free will, but through the use of force or threats. Being commanded to do as told to avoid harm to a loved one is an example of coercion. Sometimes only one tactic is used, but often times it is a combination of all three.
 - An example of labor trafficking using force, fraud and coercion is a U.S. Department of Justice case from 2009, when a woman from Peru was offered a nanny job in a western state with a wealthy family and was told that it would include a fair wage, benefits, and room and board. Instead, she was forced to sleep on the living room floor, with little to no food and was threatened that if she left, she would go to prison or be deported. The family who employed her confiscated her passport and all other documentation she had in her possession, and she did not actually receive any payment for her services. As the children's nanny she would walk the three kids back and forth to school, and other parents at the school started to notice that the woman was disheveled and had no change of clothing. They reported the situation to the principal, who was then able to build rapport with the Peruvian woman and eventually found out she had been a victim of human trafficking.
- Signs of online grooming
 - Children are more vulnerable to potential grooming and exploitation because they are children. Many children go through periods when they have turbulent moments with their parents or other authority figures. They often don't listen to their inner voices and engage in risky behavior. Many children are unhappy with the restrictions placed on them because of their age. We're going to go through a few common emotions that kids may be experiencing and, while feeling as if they are the only ones having these feelings, may share them with those they're interacting with while on social media or gaming. The highs and lows in life are natural. Some children, however, feel disappointed with life and might say something like, "My life sucks!" Unfortunately, a clever trafficker will see this as an

MINUTES OF COUNCIL STUDY MEETING – JANUARY 19, 2021

-9-

opening and try to fill the void and make it seem like they have the desire to listen and the answers. They need to know that, more often than not, the support and the connection they need is not safely found on the Internet.

- Familial Trafficking

- Another common form of exploitation is called Familial Trafficking, which is when there is a relative involved in recruiting, harboring, transporting, providing or obtaining a child for labor or commercial sex. Let me give you a recent example: In March of 2019, a 16-year-old in Salt Lake City shared how she was victimized by a father that had used his own daughter to befriend her and then he trafficked. She testified that she was befriended by the man's adult daughter, who then introduced her to her father. He proposed that the two girls could make money through commercial sex work and helped them set up advertising online, transported them, and collected up to half of the profits made. The father recruited, solicited, and transported the 16-year-old child for commercial sex and was sentenced to two terms of five years up to life in prison for sex trafficking. (Source: <https://attorneygeneral.utah.gov/tag/human-trafficking>)
- According to the Counter-Trafficking Data Collaborative (2017), nearly half of all child trafficking cases involve a relative. As you can see here, the means of control are most often through psychological abuse, followed by physical and sexual abuse, with 72% of the victims being female. Forced marriage and child marriage are often also under the umbrella of modern-day slavery, but this issue has only gained attention in the past few years. It has been recognized around the world for decades as a problem that is known to decrease the life expectancy of girls and women. The practice leaves many girls and women, as well as their children, in severe poverty, without education, and susceptible to abuse by members of their families. In the United States alone, as many as 3,000 known and suspected cases identified by survey respondents occurred between 2009 and 2011. Children and young adults forced into marriage can be from many backgrounds, not just immigrant communities. As of 2018, only two states have passed legislation making marriage under 19 illegal. Ten states have passed legislation making forced marriage illegal, but there is no federal legislation addressing either forced marriage or child marriage. It is important to remember: an arranged marriage is

MINUTES OF COUNCIL STUDY MEETING – JANUARY 19, 2021

-10-

not the same as a forced marriage. A forced marriage, in which an individual feels she has no ultimate right to choose her partner and/or no meaningful way to say no to the marriage, is distinguishable from an arranged marriage, in which the families of both parties (or religious leaders or others) take the lead, but ultimately, the choice remains with the individual. The key piece that is missing is legal consent by both parties.

- In the State of Utah alone, Human Trafficking cases increased by 124% from 2017 to 2018. Shocking as these numbers are they are likely only a fraction of the actual problem.
- Human trafficking cases in Utah
- Vulnerabilities
 - o The simple truth that students are children makes them vulnerable to trafficking, but, in many ways, we are all vulnerable to being exploited. We all have innate needs for love, resources like food and water, the feeling of safety, money to live off of, acceptance by those around us, and consistent shelter – we experience highs and lows with one or more of these at different times in our lives, and sometimes they're caused by trauma.
- Identified Risk Factors for Child Trafficking
 - o Lack of personal safety
 - o Isolation
 - o Emotional distress
 - o Homelessness
 - o Poverty
 - o Family dysfunction
 - o Substance abuse
 - o Mental illness
 - o Learning disabilities
 - o Developmental delay
 - o Childhood sexual abuse
 - o Lack of social support
 - o Promotion of sexual exploitation by family members or peers
- Shifting our approach
 - o Trauma-informed care is a framework for offering services and is based on principles considered central to understanding the specialized needs of trauma survivors.
 - o “what is wrong with you?” to..... “What happened to you?”. This is a subtle but profound shift that focuses on building relationship and removing blame
- PROTECT Utah school staff training

MINUTES OF COUNCIL STUDY MEETING – JANUARY 19, 2021

-11-

- Human Trafficking 101
 - Objectives:
 - Learn about human trafficking and where it's happening
 - Learn important terminology
 - Learn about the role of technology in exploitation
 - Learn about online safety
- Human Trafficking 102
 - Objectives:
 - Learn about vulnerability and identified risk factors for child exploitation
 - Learn about complex trauma and adverse childhood experiences
 - Learn the importance of using a trauma-informed approach
- Human Trafficking 103
 - Objectives:
 - Learn commonly used trafficking terms and possible red flags
 - Learn about current laws and reporting processes
 - Learn about how to PROTECT youth from exploitation
- Protect Utah Curriculum
 - **Age appropriate student curriculums:**
 - Elementary – Safe people Safe places Safe choices
 - Jr High – Protecting a masterpiece
 - High school 1 – Understand and recognize Human Trafficking
 - High School 2 – Linking historical and modern day slavery
- Community Training
 - Takes the school staff training and adapts it for what Parents need to know.
 - The PROTECT program was reviewed by the PTA and the two groups have established an MOU.
 - Parent and Community Training is also vetted and approved by the Utah State Board of Education.

Councilmember Fitisemanu asked if statistics provided are nationwide or specific to Utah. Ms. Palmer replied that these are nationwide statistics. She provided types of trafficking in Utah and referenced several cases she had experience with.

MINUTES OF COUNCIL STUDY MEETING – JANUARY 19, 2021

-12-

B. ANNUAL TRAINING REGARDING ETHICS, OPEN MEETINGS, AND SEXUAL HARRASSMENT

Eric Bunderson, City Attorney, discussed Utah State laws related to the disclosure of ethics. Eric discussed laws related to open meetings and a checklist of requirements for noticing and closed meetings. Eric provided information related to sexual harassment, discrimination, and potential repercussions for violations. He also discussed West Valley City's municipal government structure and organization.

C. RANKED CHOICE VOTING

Nichole Camac, City Recorder, referenced a memo previously sent to the Mayor and Council outlining current regulations and the availability of Ranked Choice Voting. Mayor Bigelow stated that he doesn't feel a sense of urgency to pursue anything. Councilmember Buhler noted that there are bills at the legislature related to Ranked Choice Voting and asked if the issue will be decided for cities. Nichole replied that the bill Councilmember Buhler is referencing would not force Cities to participate in Ranked Choice Voting but would make the County accommodate those that chose to. Nicole Cottle agreed and further detailed the bill. Nichole stated that Salt Lake County approved the purchase of Dominion software and equipment at the end of December and the Salt Lake County Clerk was concerned about having time to test and learn the new software. Councilmember Buhler expressed concern about being forced into Ranked Choice Voting in the future. Councilmember Huynh stated that he is concerned about Ranked Choice Voting. Councilmember Nordfelt stated that he feels there is a benefit to Ranked Choice Voting but he doesn't see a rush to try it this year. He indicated that he would like to explore it in the future after its been tried and tested by other Cities. Mayor Bigelow agreed and noted that the two cities that did try it were much smaller than West Valley City. Councilmember Fitisemanu stated that he would like to see more information in the future but there is no rush.

D. LEGISLATIVE UPDATE

Nicole Cottle, Assistant City Manager, showed how members of the public can access legislative sessions and read bills on the State website. Nicole also discussed bills being reviewed at the Legislative Session. These included: billboards and building and design standards. She stated that there are some changes and chaos occurring in Washington DC.

E. COUNCIL CALENDAR

Mayor Bigelow referenced a Memorandum previously received from the City Manager that outlined upcoming meetings and events.

MINUTES OF COUNCIL STUDY MEETING – JANUARY 19, 2021

-13-

Members of the City Council had no further questions regarding the Council Update.

NEW BUSINESS

A. POTENTIAL FUTURE AGENDA ITEMS

Council Suggestions

N/A

B. COUNCIL REPORTS

N/A

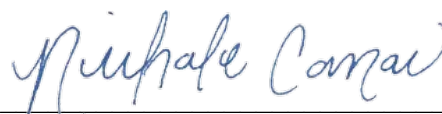
MOTION FOR CLOSED SESSION

Councilmember Christensen moved to adjourn and reconvene in a Closed Session for discussion of pending litigation.

A voice vote was taken and all members voted in favor of the motion.

THERE BEING NO FURTHER BUSINESS OF THE WEST VALLEY COUNCIL THE STUDY MEETING ON TUESDAY JANUARY 19, 2021 WAS ADJOURNED AT 5:50 PM BY MAYOR BIGELOW.

I hereby certify the foregoing to be a true, accurate and complete record of the proceedings of the Study Meeting of the West Valley City Council held Tuesday, January 19, 2021.



Nichole Camac, CMC
City Recorder

THE WEST VALLEY CITY COUNCIL RECONVENED IN CLOSED SESSION ON TUESDAY, JANUARY 19, 2021 AT 5:51 PM.

THIS MEETING WAS HELD ELECTRONICALLY VIA ZOOM.

THE FOLLOWING MEMBERS WERE PRESENT:

MINUTES OF COUNCIL STUDY MEETING – JANUARY 19, 2021

-14-


Ron Bigelow, Mayor
Lars Nordfelt, Councilmember At-Large
Don Christensen, Councilmember At-Large
Tom Huynh, Councilmember District 1
Steve Buhler, Councilmember District 2
Karen Lang, Councilmember District 3
Jake Fitisemanu, Councilmember District 4

STAFF PRESENT:

Wayne Pyle, City Manager
Nichole Camac, City Recorder
Nicole Cottle, Assistant City Manager/General Counsel/ CED Director

The City Council met in Closed Session and discussed professional competence.

THERE BEING NO FURTHER BUSINESS OF THE WEST VALLEY CITY COUNCIL, THE CLOSED SESSION OF JANUARY 19, 2021 WAS ADJOURNED AT 6:07 P.M. BY MAYOR BIGELOW.



Nichole Camac – City Recorder

MINUTES OF COUNCIL REGULAR MEETING JANUARY 26, 2021

-1-

THE WEST VALLEY CITY COUNCIL MET IN REGULAR ELECTRONIC SESSION ON TUESDAY, JANUARY 26, 2021, AT 6:30 P.M. THE MEETING WAS CALLED TO ORDER AND CONDUCTED BY MAYOR BIGELOW.

THE MEETING WAS HELD ELECTRONICALLY.

THE FOLLOWING MEMBERS WERE PRESENT ELECTRONICALLY:

Ron Bigelow, Mayor
Lars Nordfelt, Councilmember At-Large
Don Christensen, Councilmember At-Large
Tom Huynh, Councilmember District 1 (arrived a
Steve Buhler, Councilmember District 2
Karen Lang, Councilmember District 3
Jake Fitisemanu, Councilmember District 4

STAFF PRESENT ELECTRONICALLY:

Wayne T Pyle, City Manager
Nichole Camac, City Recorder
Nicole Cottle, Assistant City Manager/General Counsel
Eric Bunderson, City Attorney
Jim Welch, Finance Director
Colleen Jacobs, Police Chief
John Evans, Fire Chief
Russell Willardson, Public Works Director
Layne Morris, CPD Director
Nancy Day, Parks and Recreation Director
Sam Johnson, Strategic Communications Director
John Flores, HR Director
Steve Pastorik, CED Director
Jonathan Springmeyer, CED

INSIDE THE CITY VIDEO SERIES

A video providing information about the Animal Shelter was displayed.

APPROVAL OF MINUTES OF REGULAR MEETING HELD JANUARY 19, 2021

The Council considered the Minutes of the Regular Meeting held January 19, 2021. There were no changes, corrections or deletions.

MINUTES OF COUNCIL REGULAR MEETING JANUARY 26, 2021

-2-

Councilmember Nordfelt moved to approve the Minutes of the Regular Meeting held January 19, 2021. Councilmember Christensen seconded the motion.

A voice vote was taken and all members voted in favor of the motion.

COMMENT PERIOD

A. PUBLIC COMMENTS

Jim Vesock stated that the 4100 South fencing looks great and would encourage similar updates to other streets. Mr. Vesock stated that parking compliance needs more employees. He indicated that they are overwhelmed. Mr. Vesock stated that Code Enforcement has more people and are less efficient.

B. CITY MANAGER COMMENTS

Wayne Pyle, City Manager, had no comments.

C. CITY COUNCIL COMMENTS

Upon inquiry, members of the City Council had no comments.

PUBLIC HEARINGS

A. ACCEPT PUBLIC INPUT REGARDING APPLICATION ZT-8-2020, FILED BY WEST VALLEY CITY, REQUESTING A ZONE TEXT CHANGE TO ADD SPECIFIC FENCE REGULATIONS TO PROPERTIES ALONG 4100 SOUTH

Mayor Bigelow informed a public hearing had been advertised for the Regular Council Meeting scheduled January 26, 2021, in order for the City Council to hear and consider public comments regarding Application ZT-8-2020, filed by West Valley City, requesting a Zone Text Change to add specific fence regulations to properties along 4100 South.

Written documentation previously provided to the City Council included information as follows:

The City's Public Works Department is requesting a zone text change to Sections 7-2-114, which is the Section of the Zoning Ordinance that addresses fence regulations. The proposed change would add specific fence regulations to properties along 4100 South.

The following justification for this change was provided by the Public Works Department:

"The City has invested millions of dollars to the reconstruction of the 4100 South roadway. Inside the project, it is planned to replace current fencing with a wrought iron (steel/aluminum) fence. As a main artery through the City, it would be valuable to have uniform fencing along the entire corridor

MINUTES OF COUNCIL REGULAR MEETING JANUARY 26, 2021

-3-

to continue the aesthetic of the roadway. Within the 4100 South Reconstruction Project, all fences removed will be replaced with the new style of fence. The City is offering to replace all existing fences not included within the project scope with the new style of fence. The new ordinance will require all NEW fences to be in the same style/specification.”

By way of background, the 4100 South Reconstruction Project extends from Bangerter Highway to 5460 West and is nearing completion. Fencing is currently being installed.

Mayor Bigelow opened the Public Hearing. There being no one to speak in favor or opposition, Mayor Bigelow closed the Public Hearing.

ACTION: ORDINANCE NO. 21-03, AMEND SECTION 7-2-114 OF THE WEST VALLEY CITY MUNICIPAL CODE TO AMEND CERTAIN REQUIREMENTS APPLICABLE TO FENCES ON 4100 SOUTH

The City Council previously held a public hearing regarding proposed Ordinance 21-03 that would amend Section 7-2-114 of the West Valley City Municipal Code to amend certain requirements applicable to fences on 4100 South.

Upon inquiry by Mayor Bigelow there were no further questions from members of the City Council, and he called for a motion.

Councilmember Buhler moved to approve Ordinance 21-03.

Councilmember Christensen seconded the motion.

A roll call vote was taken:

| | |
|-----------------|-----|
| Mr. Fitisemanu | Yes |
| Ms. Lang | Yes |
| Mr. Buhler | Yes |
| Mr. Huynh | Yes |
| Mr. Christensen | Yes |
| Mr. Nordfelt | Yes |
| Mayor Bigelow | Yes |

Unanimous.

RESOLUTION 21-10: AWARD A CONTRACT TO EVANS WEST, INC. FOR THE INSTALLATION OF FENCING ALONG 4100 SOUTH

Mayor Bigelow discussed proposed Resolution 21-10 that would award a Contract to Evans West, Inc. for the installation of fencing along 4100 South.

MINUTES OF COUNCIL REGULAR MEETING JANUARY 26, 2021

-4-

Written documentation previously provided to the City Council included information as follows:

As previously discussed with the City Council, the City seeks to enhance the 4100 South corridor between Bangerter Highway and 5600 West by replacing existing chain link fences with ornamental iron fence. During the reconstruction project, chain link fences impacted by construction work were upgraded to ornamental fence with the project. This project provides an opportunity to upgrade the remaining chain link fences along the project corridor.

The Public Works Department issued a Request for Proposals to identify the fencing contractor that would provide the best solution for the various fence and gate scenarios that would be encountered on the project. The selection criteria included price, solution flexibility, company experience, materials warranty, and installation warranty. Two contractors submitted proposals and Evans West, Inc. was chosen based on the specified selection criteria.

The Public Works Department is preparing agreements for the individual property owners to sign giving the city consent to replace their chain link fences. The quantity of fence shown in the RFP was an estimated quantity, and when applied to the prices submitted by Evans West Inc, total \$386,601. The actual quantity of fence placed will be based on the number of residents who consent to the fence upgrade. The public works department is requesting spending authorization up to \$450,000 to cover potential fencing scope increases above the estimated scope.

Upon inquiry by Mayor Bigelow there were no further questions from members of the City Council, and he called for a motion.

Councilmember Christensen moved to approve Resolution 21-10.

Councilmember Lang seconded the motion.

A roll call vote was taken:

| | |
|-----------------|-----|
| Mr. Fitisemanu | Yes |
| Ms. Lang | Yes |
| Mr. Buhler | Yes |
| Mr. Huynh | Yes |
| Mr. Christensen | Yes |
| Mr. Nordfelt | Yes |
| Mayor Bigelow | Yes |

MINUTES OF COUNCIL REGULAR MEETING JANUARY 26, 2021

-5-

Unanimous.

RESOLUTION 21-11: APPROVE A MODIFICATION TO A PROFESSIONAL SERVICES AGREEMENT WITH AVENUE CONSULTANTS, INC. FOR A STUDY OF TRAFFIC PATTERNS AND FUTURE IMPROVEMENTS ON BANGERTER HIGHWAY

Mayor Bigelow discussed proposed Resolution 21-11 that would approve a modification to a Professional Services Agreement with Avenue Consultants, Inc. for a study of traffic patterns and future improvements on Bangerter Highway.

Written documentation previously provided to the City Council included information as follows:

The City Council previously approved an agreement with Avenue Consultants for the above referenced work, on September 8, 2020. As the work has progressed, and with added input from the City Council, an expansion of the original scope of the project was needed to meet the City's desires. The additional work is shown below:

- Task 1: Project Management & Meetings
 - Included time for 3 additional meetings with Project Team.
- Task 2: Traffic Analysis
 - Removed one option from the traffic evaluation (totaling three options being evaluated)
 - Added three travel demand models – one for each option. These TDM's will be used to help to predict the changes in traffic distribution and patterns for each of the three options. This helps provide more accurate and reliable results. Measures of effectiveness such as delay and queue lengths will be extracted from the models and used to evaluate the effectiveness of the proposed modifications.
- Task 3: Conceptual Design Layouts
 - Included time for one additional concept layout (totally three options being laid out.)

Upon inquiry by Mayor Bigelow there were no further questions from members of the City Council, and he called for a motion.

Councilmember Nordfelt moved to approve Resolution 21-11.

Councilmember Fitisemanu seconded the motion.

A roll call vote was taken:

Mr. Fitisemanu Yes

MINUTES OF COUNCIL REGULAR MEETING JANUARY 26, 2021

-6-

| | |
|-----------------|-----|
| Ms. Lang | Yes |
| Mr. Buhler | Yes |
| Mr. Huynh | Yes |
| Mr. Christensen | Yes |
| Mr. Nordfelt | Yes |
| Mayor Bigelow | Yes |

Unanimous.

RESOLUTION 21-12: APPROVE THE PURCHASE OF A FORD F-550 TRUCK FROM KEN GARFF FORD

Mayor Bigelow discussed proposed Resolution 21-12 that would approve the purchase of a Ford F-550 Truck from Ken Garff Ford.

Written documentation previously provided to the City Council included information as follows:

The Public Works Department Operations Division would like to purchase a Ford F-550 cab & chassis. This truck will be upfitted with a service body, which is designed to transport their tools and concrete forms. The truck will be used by the City’s concrete crew. Ken Garff Ford has the State contract (AV2528) to sell Ford vehicles. The price indicated below is a competitive price and the vehicles meets the City’s needs.

| Number of Vehicles | Type of Vehicle | Cost Per Vehicle |
|---------------------------|--------------------------|-------------------------|
| 1 | Ford F-550 cab & chassis | \$37,779.10 |
| | | |
| | TOTAL | \$37,779.10 |
| | | |

| Replaced Vehicle | Make Model | Year |
|-------------------------|-------------------|-------------|
| 751118 | Ford-550 | 2009 |

Upon inquiry by Mayor Bigelow there were no further questions from members of the City Council, and he called for a motion.

Councilmember Fitismanu moved to approve Resolution 21-12

Councilmember Lang seconded the motion.

A roll call vote was taken:

MINUTES OF COUNCIL REGULAR MEETING JANUARY 26, 2021

-7-

| | |
|-----------------|-----|
| Mr. Fitisemanu | Yes |
| Ms. Lang | Yes |
| Mr. Buhler | Yes |
| Mr. Huynh | Yes |
| Mr. Christensen | Yes |
| Mr. Nordfelt | Yes |
| Mayor Bigelow | Yes |

Unanimous.

RESOLUTION 21-13: APPROVE THE PURCHASE OF TWO INTERNATIONAL CAB AND CHASSIS FROM RUSH TRUCK CENTER

Mayor Bigelow discussed proposed Resolution 21-13 that would approve the purchase of two International Cab and Chassis from Rush Truck Center.

Written documentation previously provided to the City Council included information as follows:

The City has selected State contract holder (MA608) Rush Truck Center to supply the City with two International 10 Wheel HV613 Cab & Chassis. Public Works will use these two trucks in operations. The trucks will be upfitted with a dump body, salters and snowplow. These two trucks will replace two 2008 Internationals plow/dump trucks 751095 & 751096. The price indicated below is a competitive price and the product meets the City's needs.

| Number of Vehicles | Type of Vehicle | Cost Per Vehicle |
|---------------------------|--------------------------------------|-------------------------|
| 2 | International 10 Wheel Cab & Chassis | \$108,515.90 |
| | | |
| | TOTAL | \$217,031.80 |

Upon inquiry by Mayor Bigelow there were no further questions from members of the City Council, and he called for a motion.

Councilmember Christensen moved to approve Resolution 21-13.

Councilmember Huynh seconded the motion.

A roll call vote was taken:

| | |
|----------------|-----|
| Mr. Fitisemanu | Yes |
|----------------|-----|

MINUTES OF COUNCIL REGULAR MEETING JANUARY 26, 2021

-8-

| | |
|-----------------|-----|
| Ms. Lang | Yes |
| Mr. Buhler | Yes |
| Mr. Huynh | Yes |
| Mr. Christensen | Yes |
| Mr. Nordfelt | Yes |
| Mayor Bigelow | Yes |

Unanimous.

RESOLUTION 21-14: AUTHORIZE THE CITY TO ENTER INTO A REAL ESTATE PURCHASE AND SALE AGREEMENT WITH THE IVAN L. JONES AND LUCILLE M. JONES FAMILY TRUST FOR PROPERTY LOCATED AT 1380 WEST 3300 SOUTH

Mayor Bigelow discussed proposed Resolution 21-14 that would authorize the City to enter into a Real Estate Purchase and Sale Agreement with the Ivan L. Jones and Lucille M. Jones Family Trust for property located at 1380 West 3300 South.

Written documentation previously provided to the City Council included information as follows:

The City already owns a significant amount of acreage in this location by the Cultural Center. The property owners contacted us with an interest in selling. The property would be a good addition to the existing acreage for future development.

Upon inquiry by Mayor Bigelow there were no further questions from members of the City Council, and he called for a motion.

Councilmember Lang moved to approve Resolution 21-14.

Councilmember Huynh seconded the motion.

A roll call vote was taken:

| | |
|-----------------|-----|
| Mr. Fitisemanu | Yes |
| Ms. Lang | Yes |
| Mr. Buhler | Yes |
| Mr. Huynh | Yes |
| Mr. Christensen | Yes |
| Mr. Nordfelt | Yes |
| Mayor Bigelow | Yes |

Unanimous.

MINUTES OF COUNCIL REGULAR MEETING JANUARY 26, 2021


-9-

MOTION TO ADJOURN

Upon motion by Councilmember Huynh all voted in favor to adjourn.

THERE BEING NO FURTHER BUSINESS OF THE WEST VALLEY COUNCIL THE REGULAR MEETING OF TUESDAY, JANUARY 26, 2021 WAS ADJOURNED AT 6:49 P.M. BY MAYOR BIGELOW.

I hereby certify the foregoing to be a true, accurate and complete record of the proceedings of the Regular Meeting of the West Valley City Council held Tuesday, January 26, 2021.



Nichole Camac, CMC
City Recorder