

1 SITE PLAN

SCALE: 1" = 20'-0"

N

LEGEND

VICINITY MAP

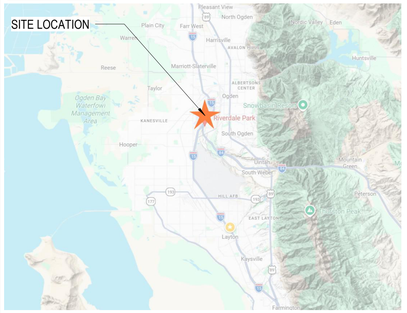

TITLE

BID DOCUMENTS
MARCH 25, 2026

Riverdale City

SHEET TITLE

SITE PLAN

A PROJECT FOR THE:

RIVERDALE PARK OUTDOOR CLASSROOM
4300 Parker Dr, Riverdale, UT 84405

AS100

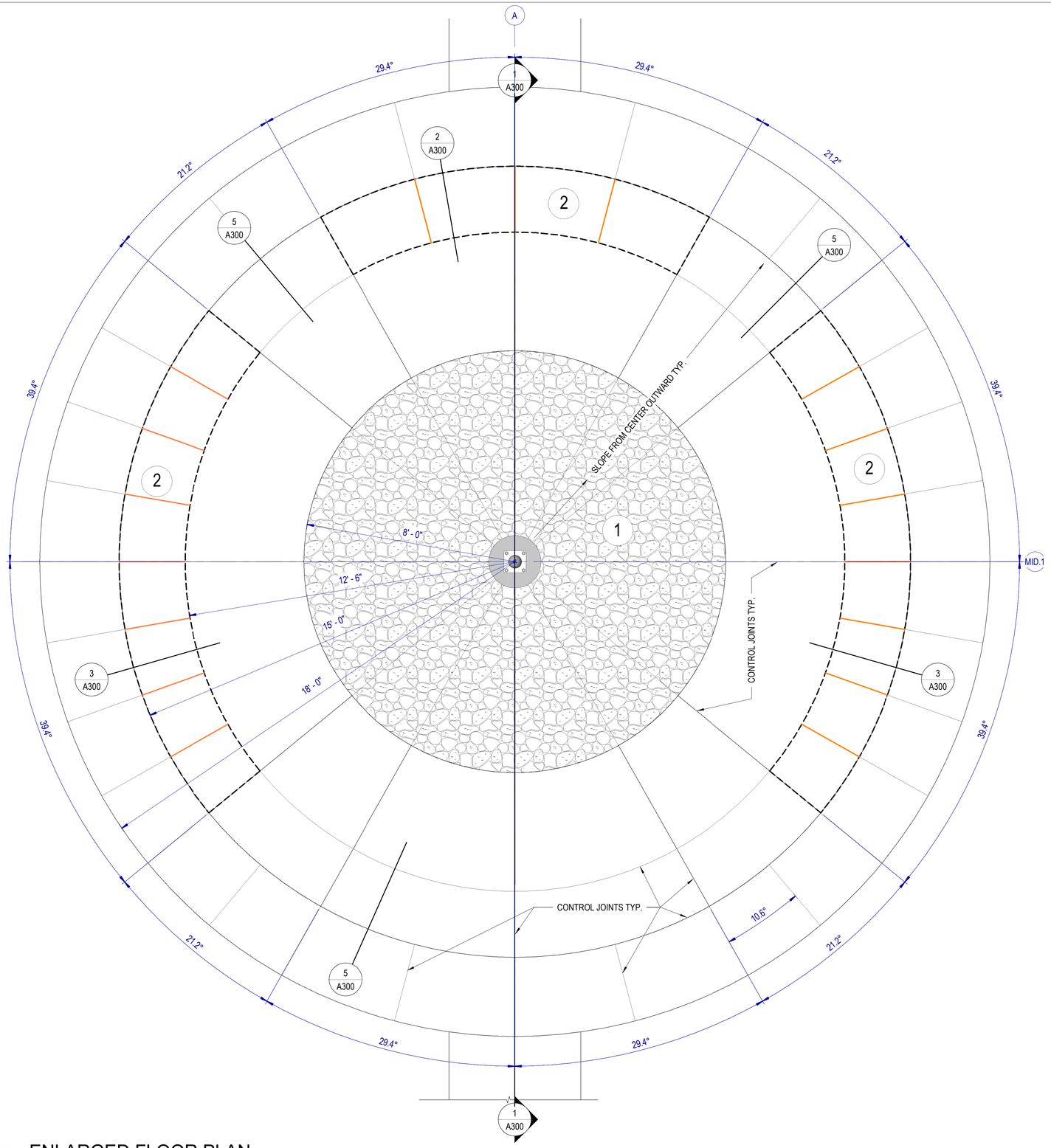

1 ENLARGED FLOOR PLAN

SCALE: 1/2" = 1'-0"

LEGEND

KEYNOTES

1. STAMPED & COLORED CONCRETE PATTERN TO BE APPROVED BY OWNER BEFORE INSTALLED
2. PRECAST CONCRETE CAP FOR BENCHES COLOR TO BE APPROVED BY OWNER BEFORE INSTALLED

GENERAL NOTES

CONCRETE SLAB-ON-GRADE – PEDESTRIAN USE (TYP.)

1. Concrete Slab

6" thick cast-in-place concrete slab-on-grade.

f'c = 4,000 psi @ 28 days, air-entrained.

Air content: 5%–7% (freeze/thaw exposure).

Maximum water-cement ratio: 0.45.

Provide light broom finish unless noted otherwise.

2. Reinforcement

#4 bars @ 18" O.C. each way, placed at mid-depth (typ.). U.N.O

Support reinforcement on chairs; do not allow steel to rest on subgrade.

3. Base and Subgrade

4" minimum compacted granular base (road base), non-frost-susceptible material.

Compact base to 95% ASTM D1557 (Modified Proctor).

Proof-roll subgrade; remove unsuitable or organic material.

Compact subgrade to 95% ASTM D1557.

Do not place concrete on frozen or saturated subgrade.

4. Joints

Sawcut control joints to 1/4 slab depth minimum.

Space joints at 8'–10' maximum each direction.(See joints on plan)

Maintain near-square panel proportions.

Provide isolation joints (1/2" premolded filler) at:

Light poles

Benches

Dissimilar materials

5. Drainage

Provide 1% minimum slope unless noted otherwise.

Ensure positive drainage away from structures.

6. Curing & Cold Weather

Cure per ACI recommendations.

Protect from freezing during curing.

Do not place on frozen ground.

7. Finish

Use Penetrating Sealer after curing, provide product to owner for approval before applying.

LEGEND

USE TYPE 'S' MORTAR AT JOINTS IN PRECAST CONCRETE CAP

TITLE

BID DOCUMENTS
MARCH 25, 2026

Riverdale City

SHEET TITLE
FLOOR PLAN

A PROJECT FOR THE:
RIVERDALE PARK OUTDOOR CLASSROOM
4300 Parker Dr, Riverdale, UT 84405

A100

TITLE

LEGEND

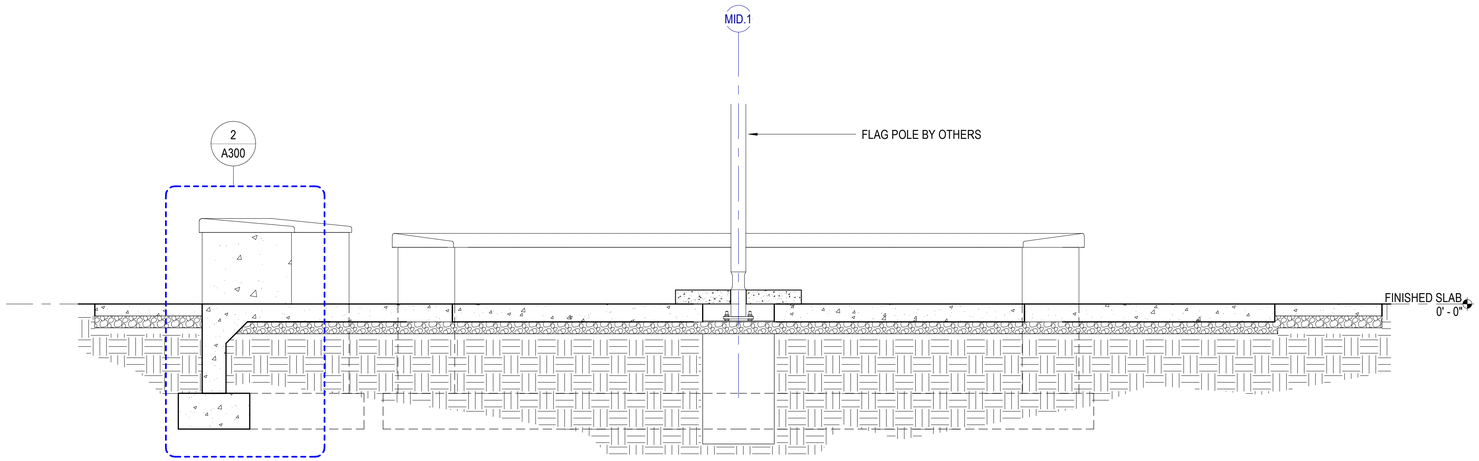

1 SECTION 1

SCALE: 1/2" = 1'-0"

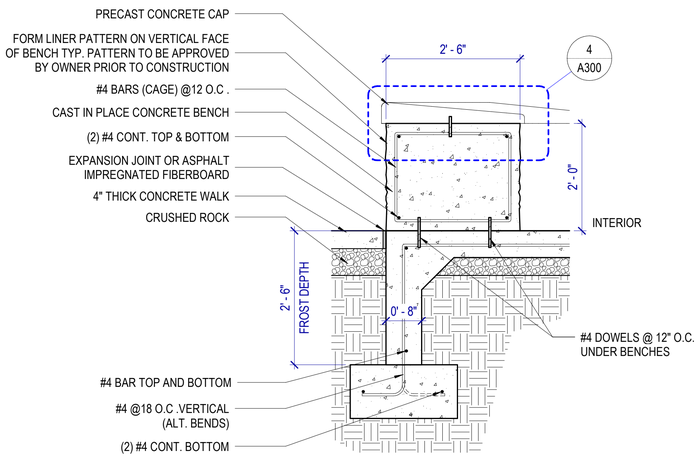

NOTE: FROST DEPTH IS MEASURED FROM FINISH GRADE TO TOP OF FOOTING

2 TALL BENCH DETAIL

SCALE: 3/4" = 1'-0"

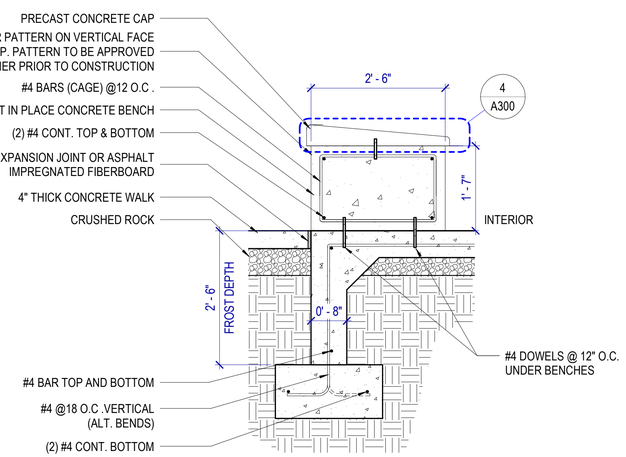

3 BENCH DETAIL

SCALE: 3/4" = 1'-0"

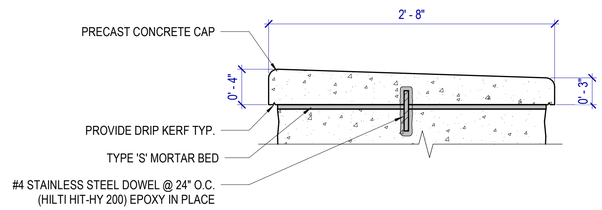

4 PRECAST CAP DETAIL

SCALE: 1 1/2" = 1'-0"

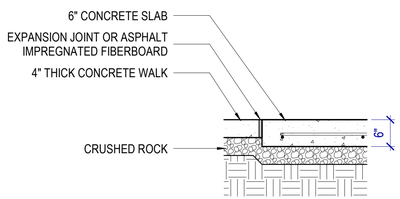

5 SLAB TO WALK DETAIL

SCALE: 3/4" = 1'-0"

RENDERINGS ARE PROVIDED FOR CONCEPTUAL AND ILLUSTRATIVE PURPOSES ONLY AND DO NOT REPRESENT FINAL CONSTRUCTION DOCUMENTS

CONCEPTUAL RENDERING SHOWING A STAMPED CONCRETE IN THE CENTER SLAB WITH A VERTICAL PATTERN ON THE FACE OF THE CONCRETE BENCH

FORMLINER PATTERN

CONCEPTUAL RENDERING WITH FORMLINER PATTERN

CONCEPTUAL RENDERING

6 CONCEPTUAL RENDERINGS

SCALE: 1/2" = 1'-0"

BID DOCUMENTS
MARCH 25, 2026

Riverdale City

SHEET TITLE
SECTIONS & DETAILS

A PROJECT FOR THE:
RIVERDALE PARK OUTDOOR CLASSROOM
4300 Parker Dr, Riverdale, UT 84405

A300

EXHIBIT B

Schedule of Values (Unit Pricing)

Item No.	Description	Unit	Estimated Quantity	Unit Price ($)	Total ($)
1.1	Mobilization, layout, staking, coordination	LS			0
1.2	Temporary protection (trees, adjacent improvements)	LS			0
2.1	Clearing and grubbing	LS			0
2.2	Excavation for slabs, walks, benches	CY			0
2.3	Subgrade prep and proof rolling	SF			0
2.4	Granular base (4" min)	SY			0
3.1	6" reinforced concrete slab (broom finish)	SF			0
3.2	Stamped & colored concrete	SF			0
3.3	Control joints (sawcut)	LF			0
3.4	Isolation joints	LF			0
3.5	Concrete sealer	SF			0
4.1	4" concrete walk	SF			0
4.2	Tie-ins to existing curb/trail	EA			0
5.1	Bench excavation to frost depth	CY			0
5.2	Concrete footings	CY			0
5.3	Reinforcing steel (footings)	LB			0
5.4	Cast-in-place benches	CF			0
5.5	Reinforcing steel (benches)	LB			0
5.6	Formliner finish	SF			0
6.1	Precast bench caps (supply)	LF			0
6.2	Precast bench caps (install)	LF			0
6.3	Dowels & epoxy install	EA			0
8.1	Edge forming/detailing	LF			0
8.2	Drainage slope shaping	LS			0
8.3	Cleanup and disposal	LS			0
				TOTAL BID ($):	**0**