



**ENHANCING OUR VIBRANT COMMUNITY AND IMPROVING OUR QUALITY  
OF LIFE**

**MOAB CITY COUNCIL  
APRIL 28, 2026  
REGULAR MEETING - 6:00 P.M.**

City Council Chambers  
217 East Center Street  
Moab, Utah 84532

**1. Regular City Council Meeting - 6:00 p.m.**

**1.1.** Call to Order and Pledge of Allegiance

**2. Public Comments (Limited to Three Minutes Per Person)**

**3. Department Update**

**3.1.** Non-Motorized Trail Wayfinding Update

*Documents:*

*2026 4apr 28\_wayfinding update.pdf*

**3.2.** Water Conservation Outreach Update

*Documents:*

*2026 4apr 28\_water conservation update.pdf*

**4. Consent Agenda**

**4.1.** Public Works Week Proclamation

*Documents:*

*2025 pw week proclamation.pdf*

**4.2.** Ratification of a Letter of Support for the Water Tank and Transit Study

*Documents:*

**4.3.** Ratification of a Letter to Grand County Regarding the Steen Rezone

*Documents:*

*steen upzone opposition city of moab.pdf*

**4.4.** Consideration and Acceptance of the Fiscal Year 2026 Third Quarter Finance Report

*Documents:*

*city council staff report quarterly budget update.pdf*

*quarterly financial report - fy26 - qrt 3 - jan through march.pdf*

**4.5.** Approval of Minutes

April 14, 2026 - Regular Meeting

April 17, 2026 - Special Joint City Council/Grand County Commission Meeting

*Documents:*

*min-cc-2026-04-14 draft.pdf*

*min-cc-2026-04-17 draft.pdf*

**4.6.** Approval of Bills Against the City of Moab in the Amount of \$407,021.14

*Documents:*

*04-22-26 council consent.pdf*

*04-15-26 council consent.pdf*

**5. General Business**

**5.1.** Consideration of Ordinance 2026-09: An Ordinance of City of Moab Enacting Chapter 9.44 of the Moab Municipal Code, Community Clean Energy Program

*Documents:*

*2026 4apr 28\_urc agenda summary.pdf*

*community clean energy program code 4.20.26-clean.docx*

*community clean energy program ordinance 4.20.26-*

*clean.docx*

*2026 4apr 28\_urc exhibit 3- program summary.pdf*

**5.2.** Consideration of Ordinance 2026-10 Imposing A Temporary Ban On The Discharge Of Fireworks Within Designated Areas Of Moab and Establishing Chapter 8.14.010 of the Moab Municipal Code

*Documents:*

*fireworks agenda summary april 2026.pdf*

*fireworks ordinance (2026.april).pdf*

*firework layout.pdf*

**5.3.** Consideration of Speed Limits on Certain Routes in the City of Moab

*Documents:*

*speed limits agenda summary final.pdf*

**6. City Manager Updates**

**7. Mayor and Council Reports**

**8. Executive (Closed) Session**

**8.1.** Strategy Session to Discuss Reasonably Imminent and/or Pending Litigation

**9. Adjournment**

**Special Accommodations:**

In compliance with the Americans with Disabilities Act, individuals needing special accommodations during this meeting should notify the Recorder's Office at 217 East Center Street, Moab, Utah 84532; or phone (435) 259-5121 at least three (3) working days prior to the meeting.

Check our website for updates at: [www.moabcity.org](http://www.moabcity.org)



**TITLE:** Trail Wayfinding Update

**DISPOSITION:** Department update

**PRESENTER/S:** Alexi Lamm, Strategic Initiatives & Sustainability Director

**ATTACHMENT/S:** None

---

**SUMMARY:**

The Unified Transportation Master Plan and the Non-Motorized Trails Master Plan both identify wayfinding as an important component of the trail system. Wayfinding helps people identify destinations, navigate new routes, choose more comfortable routes, and prepare for their excursion. Unified branding provides a cohesive identity for trails throughout the area, and trail etiquette reminders can reduce conflicts. The City initiated a wayfinding study by requesting quotes in November 2025 and contracting with Landmark Design.

The trail wayfinding study accomplishes two main purposes: (1) to refine and clarify previous efforts into a formal signage system with identified locations, and (2) to develop designs and details that staff can use for future implementation. Landmark Design is designing a system that meets several regulatory requirements while being affordable, durable, and easily fabricated. The outputs include an inventory of existing signs, a suite of wayfinding sign types, and recommendations for sign types and locations.

Stakeholders include City representatives from Administration (Communications, Strategic Initiatives, and Sustainability); Parks, Recreation & Trails; Public Works; Community Development; and City Council, along with representatives from Trail Mix and Grand County. This group of stakeholders has been working toward a system with consistent branding that can help people more confidently and safely navigate the area. The presentation will include results of the study so far with maps and the current sign concept.

---

**RELEVANT LAWS, STUDIES & PLANS:**

Unified Transportation Master Plan, Non-Motorized Trail Master Plan, Strategic Plan: Active Transportation Goal

**RESPONSIBLE DEPARTMENT:**

Administration: Strategic Initiatives & Sustainability in collaboration with Parks, Recreation & Trails and Public Works

**FINANCIAL IMPACT:**

The City had \$50,000 designated for wayfinding in the 2026 fiscal year. Of this amount, \$35,570 is going toward a Wayfinding Study. The remainder will go toward installing signs. Additional funding is planned for the next fiscal year.



## MOAB CITY COUNCIL AGENDA

April 28, 2026

**TITLE:** Water Conservation Update

**DISPOSITION:** Department update

**PRESENTER/S:** Alexi Lamm, Strategic Initiatives & Sustainability Director  
Alex "Val" Veilleux, Sustainability & Grants Coordinator

**ATTACHMENT/S:** None

---

**SUMMARY:**

This update will expand upon the April 14 water conservation update with more detail on voluntary conservation measures people can implement from the Water Shortage Response Plan and information on the outreach effort planned for the warmer months.

---

**RELEVANT LAWS, STUDIES & PLANS:**

2021 Water Conservation Plan, 2025 Water Shortage Response Plan

**RESPONSIBLE DEPARTMENT:**

Administration (Communication, Strategic Initiatives & Sustainability), Public Works, Utilities

**FINANCIAL IMPACT:**

Water conservation could potentially save water and the associated costs. Some changes have upfront costs. The City has a budget of \$10,000 to cover outreach.



**National Public Works Week Proclamation**

May 17–23, 2026

“Rooted in Service, Powered by Community”

WHEREAS, public works professionals focus on infrastructure, facilities, and services that are of vital importance to sustainable and resilient communities and to public health, high quality of life, and well-being of the people of Moab, Utah; and,

WHEREAS, these infrastructure, facilities, and services could not be provided without the dedicated efforts of public works professionals, who are engineers, managers, and employees at all levels of government and the private sector, who are responsible for rebuilding, improving, and protecting our nation’s transportation, water supply, water treatment and solid waste systems, public buildings, and other structures and facilities essential for our citizens; and,

WHEREAS, it is in the public interest for the citizens, civic leaders, and children in Moab to gain knowledge of and maintain an ongoing interest and understanding of the importance of public works and public works programs in their respective communities; and,

WHEREAS, the year 2026 marks the 66th annual National Public Works Week sponsored by the American Public Works Association, be it now,

RESOLVED, I, Joette Langianese, Mayor, do hereby designate the week of May 17–23, 2026, as National Public Works Week. I urge all citizens to join with representatives of the American Public Works Association and government agencies in activities, events, and ceremonies designed to pay tribute to our public works professionals, engineers, managers, and employees, and to recognize the substantial contributions they make to protecting our national health, safety, and advancing quality of life for all.

IN WITNESS WHEREOF, I have hereunto set my hand and caused the Seal of the State (to be affixed),

DONE at Moab, Utah this \_\_\_\_\_ day of \_\_\_\_\_ 2026.

\_\_\_\_\_  
Joette Langianese, Mayor

Attest: \_\_\_\_\_  
Sommar Johnson, City Recorder

Michael A.  
Black, AICP  
City Manager

217 East Center Street  
Moab, Utah 84532  
Phone: (435) 2595121



Joette Langianese  
Mayor

**Councilmembers**  
Tawny Knuteson-Boyd  
Kaitlin Myers  
Jason Taylor  
Colin Topper  
Miles Loftin

April 14, 2026

The Honorable Senator John Curtis  
125 S. State Street  
Suite 8402  
Salt Lake City, Utah 84138

Dear Senator Curtis:

Thank you for the opportunity to share two of our community's high-priority needs. Both the Spanish Valley Water Tank and Moab Area Transit Study will contribute to the health and wellbeing of residents and visitors to the Moab area of southeastern Utah.

The Spanish Valley Water Tank is a 1.5-million-gallon (MG) investment in the 5,317 residents and 2,256 culinary water connections in Moab water system. This project will help address the City's current 0.64 MG storage deficiency while strengthening fire suppression capacity, system reliability, redundancy, and drought resilience for the area. It will also allow for an interconnection with the Grand Water & Sewer Service Agency, strengthening the water systems of Grand and San Juan Counties where shared services, workforce movement, tourism, and emergency response needs connect residents. We have included the attached letter of support from Grand County to reflect the broad regional importance of this project.

We would also like to request support for a regional transit study to evaluate solutions for the Moab area and southeastern Utah. Moab is the gateway to world-class outdoor destinations, which draw people from all over the world to Utah. When visitors arrive, Moab needs to be prepared for the transportation challenges of seasonal visitation in a remote location. The Moab Area Transit (MAT) pilot has now completed its third year and currently provides approximately 49,000 rides annually, demonstrating community need and value. After collecting data from the first years of MAT, a transit study would help connect the service to regional destinations and improve access for residents and visitors alike.

Thank you for your consideration of these important projects, benefitting Moab and the surrounding area.

Sincerely,

A handwritten signature in cursive script that reads "Joette La".

Joette Langianese  
Mayor  
City of Moab

**City Manager**  
Michael A. Black, AICP

217 East Center Street  
Moab, Utah 84532  
Phone: (435) 259-5121



**Mayor**  
Joette Langianese

**Councilmembers**  
Jason Taylor  
Tawny Knuteson-Boyd  
Kaitlin Myers  
Colin Topper  
Miles Loftin

April 15, 2026

Grand County Commission  
125 E. Center Street  
Moab, Utah 84532

**Sent via email to:** [commission@grandcountyutah.net](mailto:commission@grandcountyutah.net)

Re: Opposition to Minnie Lee Ventures/Ashley Steen Requested Zoning Change

Dear Commissioners:

The Moab City Council has directed me to provide the following comments regarding the City's perspective on Minnie Lee Ventures, LLC's/Ashley Steen ("Minne Lee") request ("Request") to rezone the 235.23 acres within Parcel 03-0036-0063 ("Parcel") from the current Range and Grazing District zoning designation to the Resort Commercial District zoning designation. **As discussed below, the City of Moab has several concerns about the proposed zone change and asks the Commission to deny the Request and consider other means of approving Minnie Lee's stated development goals of modifying the Raven's Rim Zipline to include a guided rappel course, food truck, climbing zone and OHV event space.**

Minnie Lee's applicant statement to the Grand County Planning Commission correctly notes that the parcel is located within the City's annexation policy plan<sup>1</sup> but states inaccurately that "the City of Moab has told us they are not interested in annexation." The City is willing to consider annexing any unincorporated parcels its annexation policy plan identifies, including the Parcel. As the City informed Minnie Lee, however, it must consider any annexation request it receives in accordance with the City's annexation ordinances in Chapter 1.32 of the Moab Municipal Code and Title 10, Chapter 2, Part 8 of the Utah Code. One key consideration is whether the City can provide municipal services to an annexing parcel under MMC 1.32.030.C.

The City acknowledges that Minnie Lee does not believe annexation into the City is appropriate, that annexation is not required and that Minnie Lee has not proposed any development other than the modification of the Raven's Rim Zipline. The City further recognizes the significant site constraints that any residential or commercial development of the Parcel would face. Nevertheless, almost any parcel can be developed if sufficient funding is available and the City has witnessed the development of many

---

<sup>1</sup> The City provided the County with a copy of its annexation policy declaration pursuant to Section 1.32.030.H and filed its general plan with the County pursuant to Utah Code § 17-79-102(3)(b). Page 64 of the City's general plan includes the City's annexation policy map that depicts the City's future annexation boundaries.

“undevelopable” parcels as the increasing demands for housing in the Spanish Valley have made the development of such parcels profitable. Thus, while much of the Parcel may not be developable now, that assumption may not always be true.

While Minnie Lee may not desire annexation into the City, future developers or owners of the property may seek to annex into Moab. In fact, in the City’s experience, most significant developments that are adjacent to the City’s boundaries eventually seek to annex into the City (e.g., the Lionsback Resort). Such development, however, often seeks annexation after the projects have become entitled under the County’s land use ordinances or are so far along in the development process that it is difficult, if not impossible, for the City to request changes that may be needed for the City to provide municipal services. If the Parcel were to annex into the City later, the City likely could not provide municipal services to the Parcel at the densities the Resort Commercial zone would allow, and the City is unsure how other service providers in the area could supply such services either. As a result, approving the Request could result in conflict and confusion for both the City and the County if a future owner or developer seeks to develop the Parcel in accordance with the Resort Commercial Zone.

When the City included the Parcel within its annexation policy plan, it did so because it reasonably believed it could provide municipal services to the Parcel. This belief, however, was premised upon the understanding that the County’s land use decisions regarding this parcel would be consistent with the County’s general plan, which has historically not contemplated the types of density and uses the Resort Commercial zoning district would allow. For instance, the future land use map within the County’s 2012 general plan designated the Parcel as “North Corridor Recreation,” which contemplated residential densities of one dwelling per three to five acres with “sensitivity to scenic resources” The original “Grand County General Plan 2030” included a similar designation before the County adopted the current “Future Land Use Plan for Spanish Valley” and related map, which now designates the Parcel as “Resort & Tourist Recreation.”

In the City’s opinion, the County could use more surgical approaches to approve Minnie Lee’s proposed use that does not require re-zoning the entire Parcel. One such approach would be to subdivide the Parcel and then re-zone the portion that applies to the zipline modification to the County’s “Resort Special District” (RS) zoning district. This designation would be consistent with the “Resort & Tourist Recreation” designation within the County’s general plan and would allow Minnie Lee to expand the zipline without allowing for the potential higher density development and related unintended consequences a Resort Commercial zoning district would allow. Additionally, the County could allow Minnie Lee’s proposed uses under the current zoning designation through a development agreement or through the County’s conditional use process to ensure the development remains true to its original intent. **For these reasons, it seems premature and unnecessary to rezone the entire Parcel to Resort Commercial when Minnie Lee has only proposed an expansion of its zipline and has not proposed a defined development plan for the types of expansive residential and commercial developments that rezoning the entire Parcel to Resort Commercial would allow.**

Lastly, the City notes that Skakel Springs is a key source of drinking water for several of the water rights it uses to service its residents, including water rights 5-2013, 5-2105, 5-2740 and 5-3687. The springs are located directly below the Parcel and could be potentially contaminated if the Parcel is developed

inappropriately. The City recognizes that such an outcome is obviously not the intent of Minnie Lee or the County, but the potential densities and uses the Resort Commercial Zone would allow as permitted uses if applied to the entire Parcel would increase the risk of contamination to the springs.

**For the above reasons, the City respectfully requests that the Commission deny the Request and consider using more precise means to allow Minnie Lee's requested uses. Thank you for the opportunity to provide comments and for considering the City's perspective. As always, we are open and available to meet and discuss this matter further, as requested.**

Sincerely,

A handwritten signature in black ink, appearing to read "Michael A. Black".

Michael A. Black, AICP  
City Manager, City of Moab

cc: Minnie Lee, LLC

**TITLE:** FY 2026 Quarter-Three Financial Update

**DISPOSITION:** Discussion and possible action

**PRESENTER/S:** Michael A. Black, AICP, City Manager

**ATTACHMENT/S:** Q3 Budget Report

**STAFF RECOMMENDATION:** Staff recommends that the Council review the FY 26 – Q3 Financial Report and accept the report as the record of the half-year budget performance.

**Proposed Motion:**

*I move to accept the FY 26 Q3 Budget Update.*

---

**General Fund Overview**

At the 3/4 point of FY 2026, overall financial performance is stable and tracking close to expectations. Revenues are at 65% of the annual budget and expenditures are at 50%, indicating that departments remain within planned spending levels. Revenues are especially strong considering that none of the major transfers from Enterprise Funds or Restricted Funds into the General Fund have been booked yet.

**Key Revenue Highlights**

Revenues tied to sales, resort, and room taxes continue to perform higher than expected and the end of the calendar year, reflecting a strong Fall and Winter tourism season. Key mid-year results include. Considering all taxes, the City has collected 81% of the total tax revenue budget at the 75% mark of the year.

**Key Expense Highlights**

Most departments are tracking between 60-75% of budget, which is appropriate for this stage of the fiscal year. Personnel costs across all departments are at 75%, which is consistent with ¾ year expectations.

**Transfers & Capital Impacts**

Several large, budgeted transfers have not yet occurred and will materially affect the General Fund balance when executed. These transfers will happen prior to the end of the fiscal year and include revenue from enterprise funds and payments to the CIP for property tax collected.

**Enterprise & Other Funds**

All Enterprise Funds and other Special Revenue Funds are performing as expected at mid-year.

CIP: Some capital projects show early spending—such as Kane Creek Reconstruction, Municipal Building Solar Upgrades, and Trail/Bridge work. Several project line items appear over budget in the current fiscal year (Kane Creek, McKinstry Contract) due to expenses that were planned for the prior fiscal year but deferred and recorded early in the current fiscal year. When viewed across both fiscal years, the projects remain within the overall approved budget, and sufficient revenue is available to cover these costs.

### **Summary**

Moab City remains in a stable financial position at the ¾ year point. Tourism-related revenues are strong, expenditures are generally tracking as expected and no major structural budget issues are apparent. FY 2026 continues to align well with operational needs and revenue performance. Staff will continue to monitor transfers, capital project balances, and departmental spending as we continue into the final quarter of the fiscal year.

---

### **RELEVANT LAWS, STUDIES & PLANS:**

The quarterly review of the budget supports the Moab Strategic Plan Pillar of:

***Achieve Practical, Accountable and Responsive Governance***

### **RESPONSIBLE DEPARTMENT(s):**

Administration

### **FINANCIAL IMPACT:**

The financial report shows all of the received revenue and expenditures for the second quarter. There is no specific budget impact that comes from the review of this report. Staff is not presenting a recommended budget adjustment with this item.

**MOAB CITY CORPORATION**  
**Standard Financial Report**  
**10 General Fund - 01/01/2026 to 03/31/2026**  
**75.00% of the fiscal year has expired**

	2025 Year End Actual	2026 YTD Actual	2026 Budget	Unearned/ Unexpended	% Earned/ Expended
<b>Change In Net Position</b>					
<b>Revenue:</b>					
<b>Taxes</b>					
310-300 SALES & USE TAXES	3,146,055.61	2,424,540.85	3,230,050.00	805,509.15	75.06%
310-314 FRANCHISE TAXES	126,904.31	92,543.20	145,882.00	53,338.80	63.44%
310-315 HIGHWAY TAXES	1,260,614.88	968,231.38	1,284,117.00	315,885.62	75.40%
310-316 TRANSIENT ROOM TAXES	1,871,473.48	1,438,614.34	1,949,668.00	511,053.66	73.79%
310-317 RESORT COMMUNITY TAXES	6,587,131.25	5,085,272.51	6,733,622.00	1,648,349.49	75.52%
310-318 ENERGY TAXES	248,767.01	206,476.22	236,804.00	30,327.78	87.19%
310-350 RAP TAXES	420,095.14	0.00	0.00	0.00	0.00%
310-360 Property Taxes	3,549,781.38	3,482,224.97	3,351,250.00	(130,974.97)	103.91%
<b>Total Taxes</b>	<b>17,210,823.06</b>	<b>13,697,903.47</b>	<b>16,931,393.00</b>	<b>3,233,489.53</b>	<b>80.90%</b>
<b>Licenses and permits</b>					
<b>Licenses</b>					
320-326 FLAT BUSINESS LICENSES	43,928.00	24,525.80	55,532.00	31,006.20	44.17%
320-327 SPECIAL EVENT LICENSES	19,309.00	4,031.00	25,744.00	21,713.00	15.66%
<b>Total Licenses</b>	<b>63,237.00</b>	<b>28,556.80</b>	<b>81,276.00</b>	<b>52,719.20</b>	<b>35.14%</b>
<b>Planning/Zoning</b>					
325-300 SIGN PERMITS	0.00	225.00	105.00	(120.00)	214.29%
325-301 BUILDING PERMITS - CITY	45,192.88	130,533.02	112,000.42	(18,532.60)	116.55%
325-302 BUILDING PERMITS - COMMERCIAL	97,038.74	188,335.96	120,000.00	(68,335.96)	156.95%
325-303 1% BLDG PERMIT CHARGE	603.68	1,989.45	150.00	(1,839.45)	1,326.30%
325-304 PLAN CHECK FEES	55,289.67	59,814.55	100,000.00	40,185.45	59.81%
325-306 CODE ENFORCEMENT FINES	19,290.20	3,620.00	27,000.00	23,380.00	13.41%
325-307 PLANNING & ZONING ALL OTHER FE	41,867.62	92,501.35	115,000.00	22,498.65	80.44%
325-308 ANNEXATION FEES	600.00	0.00	0.00	0.00	0.00%
325-309 OTHER LICENSES & PERMITS	30.00	77.00	53.00	(24.00)	145.28%
325-310 PASSTHROUGH 3RD PARTY REVIEW	0.00	0.00	85,000.00	85,000.00	0.00%
<b>Total Planning/Zoning</b>	<b>259,912.79</b>	<b>477,096.33</b>	<b>559,308.42</b>	<b>82,212.09</b>	<b>85.30%</b>
<b>Total Licenses and permits</b>	<b>323,149.79</b>	<b>505,653.13</b>	<b>640,584.42</b>	<b>134,931.29</b>	<b>78.94%</b>
<b>Intergovernmental revenue</b>					
335-380 PSafety - STATE LIQUOR FUND AL	36,927.24	36,542.71	30,000.00	(6,542.71)	121.81%
<b>Total Intergovernmental revenue</b>	<b>36,927.24</b>	<b>36,542.71</b>	<b>30,000.00</b>	<b>(6,542.71)</b>	<b>121.81%</b>
<b>Charges for services</b>					
340-301 SPECIAL SERVICES BY CITY DEPTS	0.00	10.00	0.00	(10.00)	0.00%
340-306 TRANSITIONAL HOUSING RENT	8,500.00	(1,000.00)	5,000.00	6,000.00	-20.00%
345-320 GARBAGE BILLING / COLLECTION	16,213.28	0.00	0.00	0.00	0.00%
345-330 REFUSE COLLECTION CHARGES	252,039.53	(18.00)	0.00	18.00	0.00%
345-340 RECYCLING COLLECTION CHARGES	18,253.77	0.00	0.00	0.00	0.00%
<b>Total Charges for services</b>	<b>295,006.58</b>	<b>(1,008.00)</b>	<b>5,000.00</b>	<b>6,008.00</b>	<b>-20.16%</b>
<b>Public safety</b>					
350-330 PSafety - ANIMAL SHELTER FEES	9,648.24	3,990.00	6,721.00	2,731.00	59.37%
350-340 PSafety - ANIMAL SHELTER INTER	4,230.00	5,655.11	9,551.00	3,895.89	59.21%
350-351 PSafety - SECURITY SERVICES	73,343.41	10,100.00	100,000.00	89,900.00	10.10%
350-353 PSafety - RECORDS FEES	6,820.00	2,550.00	5,234.00	2,684.00	48.72%
350-354 PSafety - WITNESS FEES	48.50	55.50	274.00	218.50	20.26%
350-355 PSafety - MISC STATE GRANTS	159,202.43	108,563.17	205,000.00	96,436.83	52.96%
350-356 PSafety - DONATIONS	500.00	3,000.00	0.00	(3,000.00)	0.00%
350-357 PSafety - EVIDENCE/LOST & FOUN	114.00	0.00	671.00	671.00	0.00%
350-358 PSafety - VICTIM ADVOCATE GRAN	0.00	0.00	1,072.00	1,072.00	0.00%
350-359 PSafety - RESTITUTION	1,000.00	0.00	0.00	0.00	0.00%
350-360 PSafety - FINES & PENALTIES	9,714.37	0.00	42,824.00	42,824.00	0.00%
<b>Total Public safety</b>	<b>264,620.95</b>	<b>133,913.78</b>	<b>371,347.00</b>	<b>237,433.22</b>	<b>36.06%</b>
<b>Interest</b>					
361-360 INTEREST INCOME	406,077.76	156,123.51	650,000.00	493,876.49	24.02%
361-361 INTEREST PTIF	0.00	0.00	92,700.00	92,700.00	0.00%
<b>Total Interest</b>	<b>406,077.76</b>	<b>156,123.51</b>	<b>742,700.00</b>	<b>586,576.49</b>	<b>21.02%</b>
<b>Film comm</b>					
362-364 INACTIVE FILM SPECIAL EVENT FEES	0.00	0.00	0.00	0.00	0.00%
<b>Total Film comm</b>	<b>0.00</b>	<b>0.00</b>	<b>0.00</b>	<b>0.00</b>	<b>0.00%</b>
<b>Miscellaneous revenue</b>					

**MOAB CITY CORPORATION**  
**Standard Financial Report**  
**10 General Fund - 01/01/2026 to 03/31/2026**  
**75.00% of the fiscal year has expired**

	2025 Year End Actual	2026 YTD Actual	2026 Budget	Unearned/ Unexpended	% Earned/ Expended
361-362 PROCEEDS FROM LT DEBT	209,246.26	0.00	0.00	0.00	0.00%
362-320 PARK AND FACILITY RENTALS	20,075.00	12,985.00	17,000.00	4,015.00	76.38%
362-321 PARK DEPOSITS	(1,350.00)	1,450.00	1,000.00	(450.00)	145.00%
364-340 SALE OF REAL/PERS. PROPERTY	31,992.25	0.00	50,000.00	50,000.00	0.00%
364-341 INSURANCE REBATE	5,432.00	6,801.00	0.00	(6,801.00)	0.00%
369-300 OTHER	80,111.86	86,521.00	80,000.00	(6,521.00)	108.15%
369-302 REBATES	4,922.96	27,890.94	5,000.00	(22,890.94)	557.82%
369-304 SUSTAINABILITY GRANTS AND DONA	71,397.37	15,000.00	0.00	(15,000.00)	0.00%
369-307 CARRY FORWARD BALANCE	0.00	0.00	679,417.00	679,417.00	0.00%
369-308 CWDG GRANT	0.00	0.00	162,500.00	162,500.00	0.00%
369-370 INSURANCE CLAIM PROCEEDS	669,209.12	7,704.06	0.00	(7,704.06)	0.00%
<b>Total Miscellaneous revenue</b>	<b>1,091,036.82</b>	<b>158,352.00</b>	<b>994,917.00</b>	<b>836,565.00</b>	<b>15.92%</b>
<b>Contributions</b>					
371-370 GRAND COUNTY CONTRIBUTION	0.00	13,540.00	0.00	(13,540.00)	0.00%
371-373 PSafety - ANIMAL DEPOSITS NON-	1,245.00	750.00	300.00	(450.00)	250.00%
<b>Total Contributions</b>	<b>1,245.00</b>	<b>14,290.00</b>	<b>300.00</b>	<b>(13,990.00)</b>	<b>4,763.33%</b>
<b>Transfers in</b>					
390-320 OVERHEAD PAID FROM STORM WATER	90,000.00	0.00	92,700.00	92,700.00	0.00%
390-330 OVERHEAD PAID FROM SEWER FUND	430,000.00	0.00	442,900.00	442,900.00	0.00%
390-335 OVERHEAD PAID FROM CUL WATER F	430,000.00	0.00	442,900.00	442,900.00	0.00%
390-336 OVERHEAD PAID FROM TRANSIT	0.00	0.00	51,500.00	51,500.00	0.00%
390-340 GENERAL FUND BEG. BALANCE	0.00	0.00	836,054.00	836,054.00	0.00%
390-341 TRANSFER FROM GF RESTRICTED	0.00	0.00	862,980.00	862,980.00	0.00%
390-350 TRANSFER FROM OTHER FUNDS	0.00	0.00	350,000.00	350,000.00	0.00%
<b>Total Transfers in</b>	<b>950,000.00</b>	<b>0.00</b>	<b>3,079,034.00</b>	<b>3,079,034.00</b>	<b>0.00%</b>
<b>Total Revenue:</b>	<b>20,578,887.20</b>	<b>14,701,770.60</b>	<b>22,795,275.42</b>	<b>8,093,504.82</b>	<b>64.49%</b>
<b>Expenditures:</b>					
<b>General Government</b>					
<b>Administrative Services Department</b>					
<b>Attorney</b>					
422-530 Attorney PROFESSIONAL & TECHNICAL	170,613.01	141,085.68	200,000.00	58,914.32	70.54%
422-531 Attorney PUBLIC DEFENDER	36,120.00	31,512.00	35,000.00	3,488.00	90.03%
422-532 Attorney PROSECUTION SERVICES	48,027.20	45,525.94	35,000.00	(10,525.94)	130.07%
<b>Total Attorney</b>	<b>254,760.21</b>	<b>218,123.62</b>	<b>270,000.00</b>	<b>51,876.38</b>	<b>80.79%</b>
<b>Human resources</b>					
411-510 Human Resources SALARIES	297,265.27	227,258.24	283,534.00	56,275.76	80.15%
411-512 Human Resources FUTURE LIABILITY	0.00	(9,333.48)	12,396.00	21,729.48	-75.29%
411-513 Human Resources BENEFITS	151,372.53	112,406.48	146,480.12	34,073.64	76.74%
411-515 Human Resources OVERTIME	1,269.75	0.00	1,500.00	1,500.00	0.00%
411-521 Human Resources SUBSCRIPTIONS	1,381.36	1,687.64	1,000.00	(687.64)	168.76%
411-522 Human Resources PUBLIC NOTICES	2,390.00	2,376.00	3,000.00	624.00	79.20%
411-523 Human Resources TRAVEL\FOOD	0.00	860.12	0.00	(860.12)	0.00%
411-524 Human Resources OFFICE SUPPLIES	773.30	703.70	1,500.00	796.30	46.91%
411-525 Human Resources EQUIPMENT SUPPLIES/M	256.46	0.00	0.00	0.00	0.00%
411-528 Human Resources TELEPHONE	1,146.66	730.14	1,500.00	769.86	48.68%
411-529 Human Resources EQUIPMENT RENTAL	2,585.04	2,315.39	3,500.00	1,184.61	66.15%
411-531 Human Resources PROFESSIONAL & TECHN	47,599.15	13,191.66	41,870.00	28,678.34	31.51%
411-533 Human Resources EDUCATION	1,433.00	2,433.00	4,000.00	1,567.00	60.83%
411-535 Human Resources OTHER	21,057.16	583.57	15,000.00	14,416.43	3.89%
411-546 Human Resources SPECIAL DEPT SUPPLIES	1,135.97	0.00	2,000.00	2,000.00	0.00%
411-550 Human Resources COPIER SUPPLIES	156.35	58.07	500.00	441.93	11.61%
<b>Total Human resources</b>	<b>529,822.00</b>	<b>355,270.53</b>	<b>517,780.12</b>	<b>162,509.59</b>	<b>68.61%</b>
<b>Recorder</b>					
415-510 Recorder SALARIES	198,568.89	168,508.55	247,251.00	78,742.45	68.15%
415-512 Recorder FUTURE LIABILITY	0.00	(6,986.25)	9,364.00	16,350.25	-74.61%
415-513 Recorder EMPLOYEE BENEFITS	120,206.84	96,350.73	122,031.12	25,680.39	78.96%
415-515 Recorder OVERTIME	0.00	0.00	500.00	500.00	0.00%
415-521 Recorder SUBSCRIPTIONS/MEMBERSHIPS	425.00	370.00	1,000.00	630.00	37.00%
415-522 Recorder PUBLIC NOTICES	4,133.30	3,747.80	6,000.00	2,252.20	62.46%
415-523 Recorder TRAVEL\FOOD	147.77	0.00	1,000.00	1,000.00	0.00%
415-524 Recorder OFFICE EXPENSE & SUPPLIES	5,071.49	2,977.89	4,000.00	1,022.11	74.45%
415-525 Recorder EQUIPMENT SUPPLIES/MAINT	30.00	0.00	0.00	0.00	0.00%
415-528 Recorder TELEPHONE	574.41	365.87	700.00	334.13	52.27%

**MOAB CITY CORPORATION**  
**Standard Financial Report**  
**10 General Fund - 01/01/2026 to 03/31/2026**  
**75.00% of the fiscal year has expired**

	2025 Year End Actual	2026 YTD Actual	2026 Budget	Unearned/ Unexpended	% Earned/ Expended
415-531 Recorder PROFESSIONAL & TECHNICAL	21,760.45	17,182.17	30,000.00	12,817.83	57.27%
415-533 Recorder EDUCATION	6,420.54	7,711.61	8,000.00	288.39	96.40%
415-546 Recorder SPECIAL DEPT SUPPLIES	1,353.98	1,467.99	1,500.00	32.01	97.87%
415-550 Recorder COPIER SUPPLIES	3,367.57	3,537.21	3,500.00	(37.21)	101.06%
<b>Total Recorder</b>	<b>362,060.24</b>	<b>295,233.57</b>	<b>434,846.12</b>	<b>139,612.55</b>	<b>67.89%</b>
<b>Info tech</b>					
430-524 Info Tech OFFICE SUPPLIES	490.51	262.46	300.00	37.54	87.49%
430-531 Info Tech PROFESSIONAL & TECHNICAL	205,910.17	116,273.00	205,000.00	88,727.00	56.72%
430-532 Info Tech WEBSITE	22,039.99	22,358.51	30,000.00	7,641.49	74.53%
430-533 Info Tech SOFTWARE SUBSCRIPTION	140,807.14	132,828.17	130,000.00	(2,828.17)	102.18%
430-537 Info Tech DNS MONITORING	4,500.00	2,778.00	5,000.00	2,222.00	55.56%
430-574 Info Tech MACHINERY & EQUIPMENT	55,318.83	23,242.80	150,000.00	126,757.20	15.50%
<b>Total Info tech</b>	<b>429,066.64</b>	<b>297,742.94</b>	<b>520,300.00</b>	<b>222,557.06</b>	<b>57.23%</b>
<b>Election</b>					
417-532 Election PROFESSIONAL/TECH GENERAL	0.00	9,065.81	35,000.00	25,934.19	25.90%
<b>Total Election</b>	<b>0.00</b>	<b>9,065.81</b>	<b>35,000.00</b>	<b>25,934.19</b>	<b>25.90%</b>
<b>Finance</b>					
420-510 Treasurer SALARIES	228,567.15	200,409.47	265,353.00	64,943.53	75.53%
420-512 Treasurer FUTURE LIABILITY	0.00	(1,559.87)	11,969.00	13,528.87	-13.03%
420-513 Treasurer BENEFITS	161,774.94	126,163.85	172,091.84	45,927.99	73.31%
420-515 Treasurer OVERTIME	508.75	0.00	1,000.00	1,000.00	0.00%
420-521 Treasurer SUBSCRIPTIONS/MEMBERSHIP	334.00	359.00	1,000.00	641.00	35.90%
420-523 Treasurer TRAVEL	0.00	97.69	7,000.00	6,902.31	1.40%
420-524 Treasurer OFFICE SUPPLIES	13,946.24	10,231.63	18,000.00	7,768.37	56.84%
420-525 Treasurer EQUIPMENT SUPPLIES/MAINT	0.00	0.00	2,500.00	2,500.00	0.00%
420-528 Treasurer TELEPHONE	574.41	365.87	600.00	234.13	60.98%
420-531 Treasurer PROFESSIONAL & TECHNICAL	9,481.65	3,891.66	13,000.00	9,108.34	29.94%
420-533 Treasurer EDUCATION	6,033.57	2,477.71	5,000.00	2,522.29	49.55%
420-535 Treasurer OTHER	161.98	29.40	0.00	(29.40)	0.00%
420-536 Treasurer BANK HANDLING CHARGES	65,871.39	41,413.79	70,000.00	28,586.21	59.16%
420-546 Treasurer SPECIAL DEPT SUPPLIES	824.47	1,670.76	1,500.00	(170.76)	111.38%
420-563 Treasurer CASH OVER/SHORT	(10.00)	(0.50)	0.00	0.50	0.00%
<b>Total Finance</b>	<b>488,068.55</b>	<b>385,550.46</b>	<b>569,013.84</b>	<b>183,463.38</b>	<b>67.76%</b>
<b>Elected</b>					
413-510 Elected SALARIES	220,652.06	168,558.95	228,375.00	59,816.05	73.81%
413-513 Elected BENEFITS	35,923.96	27,340.56	36,013.00	8,672.44	75.92%
413-521 Elected SUBSCRIPTIONS/MEMBERSHIP	12,082.19	2,500.00	2,500.00	0.00	100.00%
413-523 Elected TRAVEL\FOOD	17,022.09	7,795.75	20,000.00	12,204.25	38.98%
413-524 Elected OFFICE SUPPLIES	336.61	25.99	0.00	(25.99)	0.00%
413-528 Elected TELEPHONE	514.41	432.15	1,500.00	1,067.85	28.81%
413-530 Elected FUEL	714.33	273.17	0.00	(273.17)	0.00%
413-531 Elected PROFESSIONAL & TECHNICAL	78,000.00	6,000.00	0.00	(6,000.00)	0.00%
413-533 Elected EDUCATION	141.28	51.12	2,500.00	2,448.88	2.04%
413-535 Elected OTHER	400.00	147.05	0.00	(147.05)	0.00%
413-546 Elected SPECIAL DEPT SUPPLIES	406.89	1,494.14	6,000.00	4,505.86	24.90%
<b>Total Elected</b>	<b>366,193.82</b>	<b>214,618.88</b>	<b>296,888.00</b>	<b>82,269.12</b>	<b>72.29%</b>
<b>Administration</b>					
414-510 Admin SALARIES	376,241.85	286,813.41	440,994.00	154,180.59	65.04%
414-512 Admin FUTURE LIABILITY	0.00	(9,387.17)	27,255.00	36,642.17	-34.44%
414-513 Admin BENEFITS	154,864.19	133,469.32	229,547.12	96,077.80	58.14%
414-515 Admin OVERTIME	0.00	222.40	3,300.00	3,077.60	6.74%
414-521 Admin SUBSCRIPTIONS/MEMBERSHIP	2,871.71	20,833.76	25,730.00	4,896.24	80.97%
414-522 Admin PUBLIC NOTICES	270.00	0.00	3,000.00	3,000.00	0.00%
414-523 Admin TRAVEL\FOOD	9,789.28	3,682.98	8,546.00	4,863.02	43.10%
414-524 Admin OFFICE SUPPLIES	2,833.20	1,869.97	6,364.00	4,494.03	29.38%
414-525 Admin EQUIPMENT SUPPLIES/MAINT	1,400.41	282.06	2,000.00	1,717.94	14.10%
414-526 Admin ADVERTISING/SOC MEDIA	0.00	3,140.00	23,284.00	20,144.00	13.49%
414-528 Admin TELEPHONE	3,260.33	1,368.09	3,349.00	1,980.91	40.85%
414-530 Admin FUEL	584.89	232.63	1,250.00	1,017.37	18.61%
414-531 Admin PROFESSIONAL & TECHNICAL	78,248.09	180,664.88	257,000.00	76,335.12	70.30%
414-533 Admin EDUCATION	149.00	1,205.43	4,500.00	3,294.57	26.79%
414-535 Admin OTHER	11,352.52	10,620.33	5,700.00	(4,920.33)	186.32%
414-546 Admin SPECIAL DEPT SUPPLIES	3,768.00	1,852.98	8,500.00	6,647.02	21.80%

**MOAB CITY CORPORATION**  
**Standard Financial Report**  
**10 General Fund - 01/01/2026 to 03/31/2026**  
**75.00% of the fiscal year has expired**

	2025 Year End Actual	2026 YTD Actual	2026 Budget	Unearned/ Unexpended	% Earned/ Expended
414-574 Admin MACHINERY & EQUIPMENT	20,632.36	0.00	0.00	0.00	0.00%
<b>Total Administration</b>	<b>666,265.83</b>	<b>636,871.07</b>	<b>1,050,319.12</b>	<b>413,448.05</b>	<b>60.64%</b>
<b>General</b>					
416-523 General TRAVEL/FOOD	14,903.20	13,398.68	12,500.00	(898.68)	107.19%
416-524 General OFFICE EXPENSE & SUPPLY	3,630.72	1,984.46	2,500.00	515.54	79.38%
416-525 General EQUIPMENT SUPPLIES & MAINT	2,130.00	0.00	0.00	0.00	0.00%
416-527 General UTILITIES	57,820.46	42,006.77	55,000.00	12,993.23	76.38%
416-528 General TELEPHONE/INTERNET	49,515.42	33,749.81	56,000.00	22,250.19	60.27%
416-529 General RENT OF PROPERTY OR EQ	3,383.16	6,747.11	85,000.00	78,252.89	7.94%
416-531 General PROFESSIONAL & TECHNIC	0.00	48,000.00	70,000.00	22,000.00	68.57%
416-536 General EMPLOYEE HOUSING EXPEN	1,961.99	644.99	20,000.00	19,355.01	3.22%
416-551 General INSURANCE	259,803.61	443,008.11	439,310.00	(3,698.11)	100.84%
<b>Total General</b>	<b>393,148.56</b>	<b>589,539.93</b>	<b>740,310.00</b>	<b>150,770.07</b>	<b>79.63%</b>
<b>Total Administrative Services Department</b>	<b>3,489,385.85</b>	<b>3,002,016.81</b>	<b>4,434,457.20</b>	<b>1,432,440.39</b>	<b>67.70%</b>
<b>Community Development Department</b>					
<b>CDD Admin</b>					
446-510 CDD Admin SALARIES	173,618.94	142,254.74	194,776.33	52,521.59	73.03%
446-512 CDD Admin FUTURE LIABILITY	0.00	0.00	11,828.00	11,828.00	0.00%
446-513 CDD Admin BENEFITS	87,455.72	72,498.19	81,479.47	8,981.28	88.98%
446-521 CDD Admin SUBSCRIPTION/MEMBERSHIP	759.77	776.50	1,000.00	223.50	77.65%
446-523 CDD Admin TRAVEL	2,312.30	1,347.52	2,500.00	1,152.48	53.90%
446-524 CDD Admin OFFICE SUPPLIES	1,233.56	652.34	2,500.00	1,847.66	26.09%
446-528 CDD Admin TELEPHONE	128.95	0.00	1,200.00	1,200.00	0.00%
446-530 CDD Admin FUEL	0.00	71.73	0.00	(71.73)	0.00%
446-531 CDD Admin PROFESSIONAL & TECHNICAL	8,500.00	21,145.20	50,000.00	28,854.80	42.29%
446-533 CDD Admin EDUCATION	2,530.00	1,081.49	3,500.00	2,418.51	30.90%
446-535 CDD Admin OTHER	0.00	68.58	0.00	(68.58)	0.00%
446-546 CDD Admin SPECIAL DEPT SUPPLIES	2,847.59	0.00	4,500.00	4,500.00	0.00%
<b>Total CDD Admin</b>	<b>279,386.83</b>	<b>239,896.29</b>	<b>353,283.80</b>	<b>113,387.51</b>	<b>67.90%</b>
<b>Planning</b>					
418-510 Planning SALARIES	122,945.55	86,526.09	216,654.67	130,128.58	39.94%
418-512 Planning FUTURE LIABILITY	0.00	0.00	10,064.00	10,064.00	0.00%
418-513 Planning BENEFITS	63,664.45	52,334.35	158,460.33	106,125.98	33.03%
418-515 Planning OVERTIME	621.51	0.00	1,000.00	1,000.00	0.00%
418-521 Planning SUBSCRIPTION/MEMBERSHIP	2,555.00	2,123.69	3,500.00	1,376.31	60.68%
418-523 Planning TRAVEL	879.49	794.10	2,500.00	1,705.90	31.76%
418-524 Planning OFFICE SUPPLIES	2,672.98	(133.30)	3,750.00	3,883.30	-3.55%
418-525 Planning EQUIPMENT SUPPLIES/MAINT	3,573.47	3,925.85	0.00	(3,925.85)	0.00%
418-528 Planning TELEPHONE	820.73	360.87	1,000.00	639.13	36.09%
418-531 Planning PROFESSIONAL & TECHNICAL	18,295.00	1,280.10	71,000.00	69,719.90	1.80%
418-533 Planning EDUCATION	1,007.80	495.00	2,500.00	2,005.00	19.80%
418-535 Planning OTHER	0.00	713.54	1,000.00	286.46	71.35%
418-546 Planning SPECIAL DEPARTMENTAL	31.34	0.00	1,000.00	1,000.00	0.00%
<b>Total Planning</b>	<b>217,067.32</b>	<b>148,420.29</b>	<b>472,429.00</b>	<b>324,008.71</b>	<b>31.42%</b>
<b>Inspection</b>					
424-510 Building SALARIES	250,150.03	194,329.01	279,812.00	85,482.99	69.45%
424-512 Building FUTURE LIABILITY	0.00	(906.10)	11,970.00	12,876.10	-7.57%
424-513 Building BENEFITS	144,383.78	111,954.38	150,604.40	38,650.02	74.34%
424-515 Building OVERTIME	15,676.28	10,334.16	13,000.00	2,665.84	79.49%
424-521 Building SUBSCRIPTIONS/MEMBERSHIPS	2,825.35	2,997.58	3,500.00	502.42	85.65%
424-523 Building TRAVEL	2,037.71	1,528.64	2,000.00	471.36	76.43%
424-524 Building OFFICE SUPPLIES	676.16	34.46	700.00	665.54	4.92%
424-528 Building TELEPHONE	1,829.08	1,442.97	2,000.00	557.03	72.15%
424-530 Building FUEL	1,527.40	604.18	2,000.00	1,395.82	30.21%
424-531 Building PROFESSIONAL & TECHNICAL	2,274.63	45,428.25	85,000.00	39,571.75	53.45%
424-533 Building EDUCATION	1,588.82	1,557.14	2,500.00	942.86	62.29%
424-546 Building SPECIAL DEPT SUPPLIES	1,273.42	481.87	1,500.00	1,018.13	32.12%
424-559 Building Vehicle Lease Payments	25,119.88	0.00	0.00	0.00	0.00%
<b>Total Inspection</b>	<b>449,362.54</b>	<b>369,786.54</b>	<b>554,586.40</b>	<b>184,799.86</b>	<b>66.68%</b>
<b>Engineering</b>					
419-510 Engineer SALARIES	420,844.46	406,574.96	511,973.00	105,398.04	79.41%
419-512 Engineer FUTURE LIABILITY	0.00	0.00	17,400.00	17,400.00	0.00%
419-513 Engineer BENEFITS	207,607.09	207,456.11	278,407.20	70,951.09	74.52%

**MOAB CITY CORPORATION**  
**Standard Financial Report**  
**10 General Fund - 01/01/2026 to 03/31/2026**  
**75.00% of the fiscal year has expired**

	2025 Year End Actual	2026 YTD Actual	2026 Budget	Unearned/ Unexpended	% Earned/ Expended
419-515 Engineer OVERTIME	14,469.00	2,150.37	20,000.00	17,849.63	10.75%
419-516 Engineer UNEMPLOYMENT	0.00	3,719.40	0.00	(3,719.40)	0.00%
419-521 Engineer SUBSCRIPTION/MEMBERSHIP	11,548.47	11,014.50	16,829.00	5,814.50	65.45%
419-523 Engineer TRAVEL	1,865.94	287.24	4,000.00	3,712.76	7.18%
419-524 Engineer OFFICE SUPPLIES	3,221.03	1,740.62	2,500.00	759.38	69.62%
419-525 Engineer EQUIPMENT SUPPLIES/MAINT	3,804.24	4,267.79	500.00	(3,767.79)	853.56%
419-528 Engineer TELEPHONE	1,805.95	1,266.48	2,920.00	1,653.52	43.37%
419-530 Engineer FUEL	3,244.81	1,974.05	3,000.00	1,025.95	65.80%
419-531 Engineer PROFESSIONAL & TECHNICAL	63,372.17	12,269.69	30,000.00	17,730.31	40.90%
419-532 Engineer PLAN REVIEW SERVICES	0.00	5,221.25	12,500.00	7,278.75	41.77%
419-533 Engineer EDUCATION	1,681.98	2,812.64	5,000.00	2,187.36	56.25%
419-546 Engineer SPECIAL DEPT SUPPLIES	0.00	0.00	14,000.00	14,000.00	0.00%
419-569 Engineering VEHICLE LEASE PAYMENTS	56,974.75	0.00	0.00	0.00	0.00%
<b>Total Engineering</b>	<b>790,439.89</b>	<b>660,755.10</b>	<b>919,029.20</b>	<b>258,274.10</b>	<b>71.90%</b>
<b>Communication &amp; Outreach Division</b>					
448-510 Communication SALARIES & WAGE	121,187.37	63,196.10	63,196.00	(0.10)	100.00%
448-513 Communication EMPLOYEE BENEFIT	55,079.30	31,924.92	31,925.00	0.08	100.00%
448-515 Communication OVERTIME	1,801.10	0.00	0.00	0.00	0.00%
448-521 Communication SUBSCRIPTION/MEMBERSHIP	861.47	119.99	120.00	0.01	99.99%
448-522 Communication ADVERTISING/SOC MEDIA	24,801.00	12,216.26	12,216.00	(0.26)	100.00%
448-524 Communication OFFICE SUPPLIES	655.62	0.00	0.00	0.00	0.00%
448-533 Communication EDUCATION	100.00	0.00	0.00	0.00	0.00%
448-535 Communication OTHER	5.00	0.00	0.00	0.00	0.00%
448-546 Communication SPECIAL DEPT SUPPLIES	346.83	0.00	0.00	0.00	0.00%
<b>Total Communication &amp; Outreach Division</b>	<b>204,837.69</b>	<b>107,457.27</b>	<b>107,457.00</b>	<b>(0.27)</b>	<b>100.00%</b>
<b>Sustainability</b>					
454-510 Sustainability SALARIES & WAGE	128,731.95	96,203.52	94,740.00	(1,463.52)	101.54%
454-513 Sustainability EMPLOYEE BENEFIT	47,771.21	37,053.55	36,732.00	(321.55)	100.88%
454-515 Sustainability OVERTIME	515.04	0.00	0.00	0.00	0.00%
454-521 Sustainability SUBSCRIPTIONS	4,110.00	1,800.00	1,800.00	0.00	100.00%
454-522 Sustainability PUBLIC NOTICES	0.00	0.00	0.00	0.00	0.00%
454-523 Sustainability TRAVEL/FOOD	2,049.71	6,454.33	6,454.00	(0.33)	100.01%
454-524 Sustainability OFFICE EXPENSE	902.20	436.02	436.00	(0.02)	100.00%
454-528 Sustainability TELEPHONE	514.41	351.09	351.00	(0.09)	100.03%
454-531 Sustain PROF/TECH. SERVICE	8,619.19	0.00	0.00	0.00	0.00%
454-570 Sustainability PROJECTS	171,362.45	(112,696.95)	0.00	112,696.95	0.00%
<b>Total Sustainability</b>	<b>364,576.16</b>	<b>29,601.56</b>	<b>140,513.00</b>	<b>110,911.44</b>	<b>21.07%</b>
<b>Community contribution</b>					
460-502 Community Contribution SEEKHAVEN	0.00	15,000.00	15,000.00	0.00	100.00%
460-503 Community Contribution MULTICULTURAL CE	0.00	0.00	20,000.00	20,000.00	0.00%
460-504 Community Contribution MOAB FREE HEALT	0.00	15,000.00	15,000.00	0.00	100.00%
460-505 Community Contribution MOAB INFORMATIO	20,000.00	0.00	10,000.00	10,000.00	0.00%
460-506 Community Contribution MOAB SOLUTIONS	0.00	10,000.00	10,000.00	0.00	100.00%
460-510 Community Contribution RAP DISTRIBUTION	83,000.00	0.00	0.00	0.00	0.00%
460-575 Community Contribution SHELTER SERVICES	0.00	0.00	0.00	0.00	0.00%
460-584 Community Contribution GRAND COUNTY 7/4	0.00	9,000.00	9,000.00	0.00	100.00%
<b>Total Community contribution</b>	<b>103,000.00</b>	<b>49,000.00</b>	<b>79,000.00</b>	<b>30,000.00</b>	<b>62.03%</b>
<b>Total Community Development Department</b>	<b>2,408,670.43</b>	<b>1,604,917.05</b>	<b>2,626,298.40</b>	<b>1,021,381.35</b>	<b>61.11%</b>
<b>Total General Government</b>	<b>5,898,056.28</b>	<b>4,606,933.86</b>	<b>7,060,755.60</b>	<b>2,453,821.74</b>	<b>65.25%</b>
<b>Public safety</b>					
<b>Police</b>					
421-510 Police SALARIES	2,304,226.64	1,804,935.33	2,353,902.00	548,966.67	76.68%
421-511 Police MOVIESECURITY WAGES	0.00	5,177.66	0.00	(5,177.66)	0.00%
421-512 Police FUTURE LIABILITY	0.00	(19,811.67)	198,816.00	218,627.67	-9.96%
421-513 Police BENEFITS	1,217,927.87	1,018,981.06	1,463,240.04	444,258.98	69.64%
421-514 Police UNIFORM ALLOWANCE	17,453.67	10,569.91	25,000.00	14,430.09	42.28%
421-515 Police OVERTIME	64,963.45	17,805.84	80,000.00	62,194.16	22.26%
421-516 Police UNEMPLOYMENT	0.00	4,030.00	0.00	(4,030.00)	0.00%
421-519 Police LINE OF DUTY	105,500.00	81,000.00	120,000.00	39,000.00	67.50%
421-521 Police SUBSCRIPTIONS	181,655.57	59,770.99	200,000.00	140,229.01	29.89%
421-523 Police TRAVEL/FOOD	16,480.46	12,098.46	30,000.00	17,901.54	40.33%
421-524 Police OFFICE SUPPLIES	9,832.76	5,998.04	8,000.00	2,001.96	74.98%
421-525 Police EQUIPMENT SUPPLIES/MAINT	97,224.67	23,593.56	38,000.00	14,406.44	62.09%

**MOAB CITY CORPORATION**  
**Standard Financial Report**  
**10 General Fund - 01/01/2026 to 03/31/2026**  
**75.00% of the fiscal year has expired**

	2025 Year End Actual	2026 YTD Actual	2026 Budget	Unearned/ Unexpended	% Earned/ Expended
421-526 Police BLDG/GRDS-SUPPL. & MAIN	15.00	0.00	0.00	0.00	0.00%
421-528 Police TELEPHONE	12,437.44	21,193.98	23,600.00	2,406.02	89.81%
421-529 Police EQUIPMENT RENTAL	5,961.68	5,421.60	10,000.00	4,578.40	54.22%
421-530 Police FUEL	73,704.06	40,440.97	80,000.00	39,559.03	50.55%
421-531 Police PROFESSIONAL & TECHNICAL	50,654.92	13,630.99	164,000.00	150,369.01	8.31%
421-533 Police EDUCATION	12,268.97	3,507.59	10,000.00	6,492.41	35.08%
421-535 Police OTHER	3,725.96	3,041.43	10,000.00	6,958.57	30.41%
421-536 Police DISPATCH SERVICES	0.00	232,270.29	232,270.00	(0.29)	100.00%
421-546 Police SPECIAL DEPT SUPPLIES	17,616.89	30,894.59	20,000.00	(10,894.59)	154.47%
421-547 Police COMMUNITY OUTREACH	3,414.41	436.14	15,000.00	14,563.86	2.91%
421-548 Police VEST REPLACEMENT	408.88	0.00	5,000.00	5,000.00	0.00%
421-549 Police INITIAL UNIFORM GEAR	11,172.59	6,269.04	10,000.00	3,730.96	62.69%
421-569 Police VEHICLE LEASE PAYMENTS	17,537.98	0.00	0.00	0.00	0.00%
421-572 Police SPECIAL EVENTS	5,992.07	0.00	5,000.00	5,000.00	0.00%
421-574 Police MACHINERY & EQUIPMENT	28,266.32	11,531.08	25,000.00	13,468.92	46.12%
421-575 Police JAG GRANT EXPENSES	1,670.52	0.00	1,671.00	1,671.00	0.00%
421-600 Police Lease liability principal	168,679.85	0.00	0.00	0.00	0.00%
421-601 Police Lease liability interest	6,979.52	0.00	0.00	0.00	0.00%
<b>Total Police</b>	<b>4,435,772.15</b>	<b>3,392,786.88</b>	<b>5,128,499.04</b>	<b>1,735,712.16</b>	<b>66.16%</b>
<b>Victims advocate</b>					
423-510 Victim Advocate SALARIES	157,748.49	106,876.51	151,511.00	44,634.49	70.54%
423-512 Victim Advocate FUTURE LIABILITY	0.00	0.00	6,908.00	6,908.00	0.00%
423-513 Victim Advocate BENEFITS	59,050.19	43,868.54	82,145.36	38,276.82	53.40%
423-515 Victim Advocate OVERTIME	10,938.04	4,291.00	12,000.00	7,709.00	35.76%
423-521 Victim Advocate SUBSCRIPTIONS/MEMBERS	1,327.00	1,500.00	1,500.00	0.00	100.00%
423-523 Victim Advocate TRAVEL	1,257.65	0.00	1,500.00	1,500.00	0.00%
423-524 Victim Advocate OFFICE SUPPLIES	963.16	42.63	1,000.00	957.37	4.26%
423-525 Victim Advocate EQUIPMENT SUPPLIES/MAIN	0.00	0.00	300.00	300.00	0.00%
423-530 Victim Advocate FUEL	678.23	94.32	1,000.00	905.68	9.43%
423-533 Victim Advocate EDUCATION	1,350.97	0.00	1,000.00	1,000.00	0.00%
423-535 Victim Advocate OTHER	1,217.36	22.34	1,000.00	977.66	2.23%
423-546 Victim Advocate SPECIAL DEPT SUPPLIES	599.99	13.50	1,500.00	1,486.50	0.90%
<b>Total Victims advocate</b>	<b>235,131.08</b>	<b>156,708.84</b>	<b>261,364.36</b>	<b>104,655.52</b>	<b>59.96%</b>
<b>Beer tax</b>					
425-574 Beer Tax EQUIPMENT	33,285.07	251.46	30,000.00	29,748.54	0.84%
<b>Total Beer tax</b>	<b>33,285.07</b>	<b>251.46</b>	<b>30,000.00</b>	<b>29,748.54</b>	<b>0.84%</b>
<b>Code Enforcement</b>					
426-510 Code Enforcement SALARIES	155,215.97	116,209.53	200,872.00	84,662.47	57.85%
426-512 Code Enforcement FUTURE LIABILITY	0.00	0.00	7,195.00	7,195.00	0.00%
426-513 Code Enforcement BENEFITS	98,629.35	78,168.48	114,042.44	35,873.96	68.54%
426-514 Code Enforcement UNIFORM ALLOWANCE	(64.78)	0.00	0.00	0.00	0.00%
426-515 Code Enforcement OVERTIME	1,047.32	0.00	10,000.00	10,000.00	0.00%
426-516 Code Enforcement UNEMPLOYMENT	0.00	0.00	0.00	0.00	0.00%
426-521 Code Enforcement SUBSCRIPTION/MEMBER	0.00	209.41	500.00	290.59	41.88%
426-523 Code Enforcement TRAVEL/FOOD	222.00	912.53	2,000.00	1,087.47	45.63%
426-524 Code Enforcement OFFICE SUPPLIES	544.55	618.61	0.00	(618.61)	0.00%
426-525 Code Enforcement EQUIPMENT SUPPLIES/M	1,785.58	93.48	2,000.00	1,906.52	4.67%
426-527 Code Enforcement UTILITIES	1,274.28	(6.00)	0.00	6.00	0.00%
426-528 Code Enforcement TELEPHONE	0.00	0.00	0.00	0.00	0.00%
426-530 Code Enforcement FUEL	7,954.01	5,232.88	8,000.00	2,767.12	65.41%
426-531 Code Enforcement PROFESSIONAL & TECHNICAL	2,066.30	0.00	0.00	0.00	0.00%
426-533 Code Enforcement EDUCATION	310.00	345.00	1,000.00	655.00	34.50%
426-535 Code Enforcement OTHER	2,985.63	385.16	5,000.00	4,614.84	7.70%
426-546 Code Enforcement SPECIAL DEPT SUPPLIES	263.90	49.78	500.00	450.22	9.96%
<b>Total Code Enforcement</b>	<b>272,234.11</b>	<b>202,218.86</b>	<b>351,109.44</b>	<b>148,890.58</b>	<b>57.59%</b>
<b>Animal shelter</b>					
427-510 Animal Shelter SALARIES	122,812.00	100,050.45	137,243.00	37,192.55	72.90%
427-512 Animal Shelter FUTURE LIABILITY	0.00	0.00	6,620.00	6,620.00	0.00%
427-513 Animal Shelter BENEFITS	36,673.01	30,615.36	46,012.68	15,397.32	66.54%
427-515 Animal Shelter OVERTIME	0.00	278.60	1,000.00	721.40	27.86%
427-524 Animal Shelter OFFICE EXPENSE &	0.00	516.34	1,000.00	483.66	51.63%
427-526 Animal Shelter BLDG/GRDS-SUPPLIES	255.56	575.85	2,000.00	1,424.15	28.79%
427-527 Animal Shelter UTILITIES	9,780.88	11,495.93	12,000.00	504.07	95.80%
427-528 Animal Shelter TELEPHONE	579.22	1,162.54	1,000.00	(162.54)	116.25%

**MOAB CITY CORPORATION**  
**Standard Financial Report**  
**10 General Fund - 01/01/2026 to 03/31/2026**  
**75.00% of the fiscal year has expired**

	2025 Year End Actual	2026 YTD Actual	2026 Budget	Unearned/ Unexpended	% Earned/ Expended
427-531 Animal Shelter PROFESSIONAL & TECHNICAL	1,706.36	1,390.56	2,000.00	609.44	69.53%
427-546 Animal Shelter SPECIAL DEPT SUPPLIES	3,689.06	307.84	5,000.00	4,692.16	6.16%
<b>Total Animal shelter</b>	<b>175,496.09</b>	<b>146,393.47</b>	<b>213,875.68</b>	<b>67,482.21</b>	<b>68.45%</b>
<b>Total Public safety</b>	<b>5,151,918.50</b>	<b>3,898,359.51</b>	<b>5,984,848.52</b>	<b>2,086,489.01</b>	<b>65.14%</b>
<b>Public Works Department</b>					
<b>Streets</b>					
440-510 Streets SALARIES	345,087.10	208,031.90	428,521.00	220,489.10	48.55%
440-512 Streets FUTURE LIABILITY	0.00	0.00	19,361.90	19,361.90	0.00%
440-513 Streets BENEFITS	190,832.66	131,870.55	271,387.98	139,517.43	48.59%
440-515 Streets OVERTIME	26,175.60	8,674.50	35,000.00	26,325.50	24.78%
440-521 Streets SUBSCRIPTION/MEMBERSHIP	0.00	100.00	400.00	300.00	25.00%
440-523 Streets TRAVEL	2,845.22	1,366.16	7,000.00	5,633.84	19.52%
440-524 Streets OFFICE SUPPLIES	317.53	230.04	500.00	269.96	46.01%
440-525 Streets EQUIPMENT SUPPLIES/MAINT	86.94	344.62	2,500.00	2,155.38	13.78%
440-526 Streets BLDG/GRDS SUPPLIES/MAINT	2,268.22	(20.00)	4,000.00	4,020.00	-0.50%
440-527 Streets UTILITIES	26,174.25	18,389.81	20,000.00	1,610.19	91.95%
440-528 Streets TELEPHONE	2,939.70	1,844.13	3,900.00	2,055.87	47.29%
440-529 Streets EQUIPMENT RENTAL	0.00	0.00	8,000.00	8,000.00	0.00%
440-531 Streets PROFESSIONAL & TECHNICAL	18,602.29	3,445.50	10,750.00	7,304.50	32.05%
440-533 Streets EDUCATION	5,346.75	5,839.00	10,000.00	4,161.00	58.39%
440-535 Streets OTHER	70.46	51.52	500.00	448.48	10.30%
440-542 Streets STREET LIGHTS	88,742.67	53,702.40	80,000.00	26,297.60	67.13%
440-546 Streets SPECIAL DEPT SUPPLIES	5,869.17	42,085.58	50,000.00	7,914.42	84.17%
<b>Total Streets</b>	<b>715,358.56</b>	<b>475,955.71</b>	<b>951,820.88</b>	<b>475,865.17</b>	<b>50.00%</b>
<b>Safety</b>					
441-531 Safety PROFESSIONAL & TECHNICAL	3,337.45	5,273.30	10,000.00	4,726.70	52.73%
441-533 Safety EDUCATION	2,375.00	0.00	9,500.00	9,500.00	0.00%
441-534 Safety UNIFORMS	0.00	30,196.10	40,000.00	9,803.90	75.49%
441-535 Safety OTHER	45,487.66	27,860.95	35,000.00	7,139.05	79.60%
441-546 Safety SPECIAL DEPT SUPPLIES	8,986.98	5,138.81	10,000.00	4,861.19	51.39%
<b>Total Safety</b>	<b>60,187.09</b>	<b>68,469.16</b>	<b>104,500.00</b>	<b>36,030.84</b>	<b>65.52%</b>
<b>Sanitation</b>					
442-531 Sanitation PROFESSIONAL & TECHNICAL GA	260,390.03	0.00	0.00	0.00	0.00%
442-532 Sanitation PROFESSIONAL & TECHNICAL RE	18,193.77	0.00	0.00	0.00	0.00%
<b>Total Sanitation</b>	<b>278,583.80</b>	<b>0.00</b>	<b>0.00</b>	<b>0.00</b>	<b>0.00%</b>
<b>Facilities</b>					
443-510 Facilities SALARIES	596,049.84	454,896.37	668,512.00	213,615.63	68.05%
443-512 Facilities FUTURE LIABILITY	0.00	(488.38)	29,728.00	30,216.38	-1.64%
443-513 Facilities BENEFITS	351,918.59	268,032.16	412,136.66	144,104.50	65.03%
443-515 Facilities OVERTIME	7,342.01	596.29	23,000.00	22,403.71	2.59%
443-521 Facilities SUBSCRIPTION/MEMBERSHIP	0.00	100.00	300.00	200.00	33.33%
443-523 Facilities TRAVEL	2,080.48	1,908.64	3,500.00	1,591.36	54.53%
443-524 Facilities OFFICE SUPPLIES	574.72	469.56	800.00	330.44	58.70%
443-525 Facilities EQUIPMENT SUPPLIES/MAINT	926.19	1,023.80	6,000.00	4,976.20	17.06%
443-526 Facilities BLDG/GRDS SUPPLIES/MAINT	195,222.54	485,526.79	510,000.00	24,473.21	95.20%
443-527 Facilities UTILITIES	10,094.99	7,546.60	11,000.00	3,453.40	68.61%
443-528 Facilities TELEPHONE	4,544.37	3,181.28	4,500.00	1,318.72	70.70%
443-529 Facilities EQUIPMENT RENTAL	200.00	0.00	800.00	800.00	0.00%
443-530 Facilities FUEL	7,695.52	5,288.35	9,000.00	3,711.65	58.76%
443-531 Facilities PROFESSIONAL & TECHNICAL	81,812.87	65,210.71	80,000.00	14,789.29	81.51%
443-533 Facilities EDUCATION	2,665.00	2,031.10	25,000.00	22,968.90	8.12%
443-535 Facilities OTHER	100.00	0.00	0.00	0.00	0.00%
443-536 Facilities - CITY CENTER	4,722.54	0.00	0.00	0.00	0.00%
443-537 Facilities - MARC	0.00	0.00	0.00	0.00	0.00%
443-538 Facilities - CENTER STREET GYM	0.00	0.00	0.00	0.00	0.00%
443-546 Facilities SPECIAL DEPARTMENTAL	6,566.37	4,346.35	10,000.00	5,653.65	43.46%
<b>Total Facilities</b>	<b>1,272,516.03</b>	<b>1,299,669.62</b>	<b>1,794,276.66</b>	<b>494,607.04</b>	<b>72.43%</b>
<b>Vehicle maintenance</b>					
444-510 Fleet SALARIES	182,589.36	153,344.14	186,933.00	33,588.86	82.03%
444-512 Fleet FUTURE LIABILITY	0.00	(3,262.20)	8,523.00	11,785.20	-38.28%
444-513 Fleet BENEFITS	106,859.89	91,803.59	117,719.12	25,915.53	77.99%
444-515 Fleet OVERTIME	1,375.73	81.56	1,500.00	1,418.44	5.44%
444-521 Fleet SUPSCRIPTION/MEMBERSHIP	0.00	0.00	0.00	0.00	0.00%

**MOAB CITY CORPORATION**  
**Standard Financial Report**  
**10 General Fund - 01/01/2026 to 03/31/2026**  
**75.00% of the fiscal year has expired**

	2025 Year End Actual	2026 YTD Actual	2026 Budget	Unearned/ Unexpended	% Earned/ Expended
444-523 Fleet TRAVEL	0.00	0.00	1,000.00	1,000.00	0.00%
444-525 Fleet EQUIPMENT SUPPLIES/MAINT	16,670.82	16,613.17	25,000.00	8,386.83	66.45%
444-526 Fleet BLDG/GRDS SUPPLIES/MAINT	14,662.09	1,439.63	17,800.00	16,360.37	8.09%
444-528 Fleet TELEPHONE	1,159.15	732.53	1,620.00	887.47	45.22%
444-529 Fleet EQUIPMENT RENTAL	0.00	0.00	500.00	500.00	0.00%
444-530 Fleet FUEL	1,982.70	2,053.42	3,000.00	946.58	68.45%
444-531 Fleet PROFESSIONAL & TECHNICAL	4,200.00	12,278.25	15,875.00	3,596.75	77.34%
444-533 Fleet EDUCATION	150.00	850.00	3,100.00	2,250.00	27.42%
444-535 Fleet OTHER	61.48	0.00	1,000.00	1,000.00	0.00%
444-546 Fleet SPECIAL DEPT SUPPLIES	13,230.74	9,082.96	23,200.00	14,117.04	39.15%
444-551 Fleet EQUIPMENT MAINT GENERAL	20,065.84	6,813.40	26,500.00	19,686.60	25.71%
444-552 Fleet EQUIPMENT MAINT STREETS	12,904.99	14,459.30	15,000.00	540.70	96.40%
444-553 Fleet EQUIPMENT MAINT FACILITIES	1,561.01	764.15	5,000.00	4,235.85	15.28%
<b>Total Vehicle maintenance</b>	<b>377,473.80</b>	<b>307,053.90</b>	<b>453,270.12</b>	<b>146,216.22</b>	<b>67.74%</b>
<b>PW Administration</b>					
445-510 PW Admin SALARIES	276,938.89	214,130.70	270,103.00	55,972.30	79.28%
445-512 PW Admin FUTURE LIABILITY	0.00	(8,600.85)	11,795.00	20,395.85	-72.92%
445-513 PW Admin BENEFITS	129,135.60	93,978.42	119,646.74	25,668.32	78.55%
445-521 PW Admin SUBSCRIPTION/MEMBERSHIP	0.00	265.00	500.00	235.00	53.00%
445-523 PW Admin TRAVEL	1,546.09	3,415.36	10,000.00	6,584.64	34.15%
445-524 PW Admin OFFICE SUPPLIES	3,295.34	2,051.67	4,080.00	2,028.33	50.29%
445-526 PW Admin BLDG/GRDS SUPPLIES/MAINT	540.42	4.98	6,500.00	6,495.02	0.08%
445-527 PW Admin UTILITIES	7,668.64	5,493.50	10,000.00	4,506.50	54.94%
445-528 PW Admin TELEPHONE	2,266.16	2,554.66	2,250.00	(304.66)	113.54%
445-529 PW Admin EQUIPMENT RENTAL	3,080.00	1,200.00	3,280.00	2,080.00	36.59%
445-530 PW Admin FUEL	1,434.32	731.04	2,000.00	1,268.96	36.55%
445-533 PW Admin EDUCATION	225.25	1,262.00	1,500.00	238.00	84.13%
445-535 PW Admin OTHER	1,791.43	0.00	1,700.00	1,700.00	0.00%
445-546 PW Admin SPECIAL DEPT SUPPLIES	1,429.60	219.70	1,500.00	1,280.30	14.65%
<b>Total PW Administration</b>	<b>429,351.74</b>	<b>316,706.18</b>	<b>444,854.74</b>	<b>128,148.56</b>	<b>71.19%</b>
<b>Total Public Works Department</b>	<b>3,133,471.02</b>	<b>2,467,854.57</b>	<b>3,748,722.40</b>	<b>1,280,867.83</b>	<b>65.83%</b>
<b>Parks and public property</b>					
<b>Parks O&amp;M</b>					
450-523 Parks Admin INACTIVE TRAVEL	0.00	0.00	0.00	0.00	0.00%
450-524 Parks Admin INACTIVE OFFICE SUPPLIES	0.00	0.00	0.00	0.00	0.00%
451-510 Parks SALARIES	0.00	388,985.19	549,741.00	160,755.81	70.76%
451-512 Parks FUTURE LIABILITY	0.00	0.00	24,821.00	24,821.00	0.00%
451-513 Parks BENEFITS	0.00	64,022.75	325,517.90	261,495.15	19.67%
451-515 Parks OVERTIME	0.00	9,050.15	20,000.00	10,949.85	45.25%
451-521 Parks SUBSCRIPTION/MEMBERSHIP	0.00	0.00	1,200.00	1,200.00	0.00%
451-523 Parks TRAVEL	0.00	3,234.05	23,000.00	19,765.95	14.06%
451-524 Parks OFFICE SUPPLIES	0.00	55.74	250.00	194.26	22.30%
451-525 Parks EQUIPMENT SUPPLIES/MAINT	0.00	2,443.46	7,500.00	5,056.54	32.58%
451-526 Parks BLDG/GRDS SUPPLIES/MAINT	0.00	33,892.49	70,000.00	36,107.51	48.42%
451-527 Parks UTILITIES	0.00	52,803.79	90,000.00	37,196.21	58.67%
451-528 Parks TELEPHONE	0.00	3,101.31	5,000.00	1,898.69	62.03%
451-529 Parks EQUIPMENT RENTALS	0.00	1,076.70	5,000.00	3,923.30	21.53%
451-530 Parks FUEL	0.00	15,344.42	31,000.00	15,655.58	49.50%
451-531 Parks PROFESSIONAL & TECHNICAL	0.00	21,692.96	30,000.00	8,307.04	72.31%
451-533 Parks EDUCATION	0.00	6,175.00	500.00	(5,675.00)	1,235.00%
451-535 Parks OTHER	0.00	0.00	15,000.00	15,000.00	0.00%
451-546 Parks SPECIAL DEPARTMENTAL	0.00	3,148.02	0.00	(3,148.02)	0.00%
451-571 Park GARBAGE & RECYCLING	0.00	0.00	15,000.00	15,000.00	0.00%
451-572 Parks UTILITIES	0.00	(64.57)	0.00	64.57	0.00%
451-574 Parks MACHINERY & EQUIPMENT	77,862.36	0.00	0.00	0.00	0.00%
<b>Total Parks O&amp;M</b>	<b>77,862.36</b>	<b>604,961.46</b>	<b>1,213,529.90</b>	<b>608,568.44</b>	<b>49.85%</b>
<b>Total Parks and public property</b>	<b>77,862.36</b>	<b>604,961.46</b>	<b>1,213,529.90</b>	<b>608,568.44</b>	<b>49.85%</b>
<b>Transfers out</b>					
480-831 TRANSFER TO DEBT SERVICE FUND	395,339.00	0.00	0.00	0.00	0.00%
480-861 TRANSFER TO CAPITAL PROJ. FUND	3,250,000.00	0.00	3,351,250.00	3,351,250.00	0.00%
480-870 TRANSFER TO AFFORD HOUSING FUN	660,000.00	0.00	0.00	0.00	0.00%
480-871 TRANSFER TO TRAILS FUND	35,000.00	0.00	36,750.00	36,750.00	0.00%
480-872 TRANSFER TO VEHICLE FUND	0.00	0.00	25,000.00	25,000.00	0.00%

**MOAB CITY CORPORATION**  
**Standard Financial Report**  
**10 General Fund - 01/01/2026 to 03/31/2026**  
**75.00% of the fiscal year has expired**

	2025 Year End Actual	2026 YTD Actual	2026 Budget	Unearned/ Unexpended	% Earned/ Expended
480-873 TRANSFER TO RAP TAX FUND	1,200,000.00	0.00	0.00	0.00	0.00%
480-886 TRANSFER - RECREATION FUND	2,100,672.00	0.00	1,354,419.00	1,354,419.00	0.00%
480-895 TRANSFER TO TRANSIT AND PARKIN	270,000.00	0.00	20,000.00	20,000.00	0.00%
<b>Total Transfers out</b>	<b>7,911,011.00</b>	<b>0.00</b>	<b>4,787,419.00</b>	<b>4,787,419.00</b>	<b>0.00%</b>
<b>Total Expenditures:</b>	<b>22,172,319.16</b>	<b>11,578,109.40</b>	<b>22,795,275.42</b>	<b>11,217,166.02</b>	<b>50.79%</b>
<b>Total Change In Net Position</b>	<b>(1,593,431.96)</b>	<b>3,123,661.20</b>	<b>0.00</b>	<b>(3,123,661.20)</b>	<b>0.00%</b>

FOR REVIEW ONLY

**MOAB CITY CORPORATION**  
**Standard Financial Report**  
**21 Roads Fund - 01/01/2026 to 03/31/2026**  
**75.00% of the fiscal year has expired**

	2025 Year End Actual	2026 YTD Actual	2026 Budget	Unearned/ Unexpended	% Earned/ Expended
<b>Change In Net Position</b>					
<b>Revenue:</b>					
<b>Intergovernmental revenue</b>					
335-360 Class C ROAD FUND	383,527.65	356,331.85	450,000.00	93,668.15	79.18%
335-370 Class C TRANSPORTATION TAX	280,992.04	217,280.14	300,000.00	82,719.86	72.43%
<b>Total Intergovernmental revenue</b>	<b>664,519.69</b>	<b>573,611.99</b>	<b>750,000.00</b>	<b>176,388.01</b>	<b>76.48%</b>
<b>Total Revenue:</b>	<b>664,519.69</b>	<b>573,611.99</b>	<b>750,000.00</b>	<b>176,388.01</b>	<b>76.48%</b>
<b>Expenditures:</b>					
<b>Public Works Department</b>					
<b>Streets</b>					
400-525 Class C EQUIP SUPPLIES & MAINT	576.26	35.59	0.00	(35.59)	0.00%
400-526 Class C BLDG/GRDS SUPPLIES & M	196.95	991.82	38,000.00	37,008.18	2.61%
400-530 Class C FUEL	23,512.42	8,819.23	33,284.00	24,464.77	26.50%
400-541 Class C SPECIAL DEPARTMENTAL SUPPLIES	40,239.20	42,929.87	35,000.00	(7,929.87)	122.66%
400-546 Class C SPECIAL DEPARTMENTAL	682.72	0.00	0.00	0.00	0.00%
400-558 Class C ROADBASE - PATCHING	9,078.23	5,605.38	12,500.00	6,894.62	44.84%
400-570 Class C ASPHALT	5,415.00	2,881.60	31,500.00	28,618.40	9.15%
400-571 Class C OVERLAY	819,500.85	0.00	0.00	0.00	0.00%
400-572 Class C CRACK SEALING	4,150.00	0.00	6,000.00	6,000.00	0.00%
400-573 Class C SPECIAL PROJECTS	58,425.74	52,273.08	0.00	(52,273.08)	0.00%
400-574 Class C MACHINERY & EQUIPMENT	0.00	115,857.36	183,716.00	67,858.64	63.06%
400-576 Class C Sidewalk/Ped Ramp Rep	0.00	0.00	0.00	0.00	0.00%
400-577 Class C SPECIAL PROJECTS	0.00	33,920.70	0.00	(33,920.70)	0.00%
<b>Total Streets</b>	<b>961,777.37</b>	<b>263,314.63</b>	<b>340,000.00</b>	<b>76,685.37</b>	<b>77.45%</b>
<b>Total Public Works Department</b>	<b>961,777.37</b>	<b>263,314.63</b>	<b>340,000.00</b>	<b>76,685.37</b>	<b>77.45%</b>
<b>Transfers out</b>					
400-581 Transfer to Debt Service Fund	154,475.00	0.00	160,000.00	160,000.00	0.00%
400-582 Transfer to Capital Projects Fund	250,000.00	0.00	250,000.00	250,000.00	0.00%
<b>Total Transfers out</b>	<b>404,475.00</b>	<b>0.00</b>	<b>410,000.00</b>	<b>410,000.00</b>	<b>0.00%</b>
<b>Total Expenditures:</b>	<b>1,366,252.37</b>	<b>263,314.63</b>	<b>750,000.00</b>	<b>486,685.37</b>	<b>35.11%</b>
<b>Total Change In Net Position</b>	<b>(701,732.68)</b>	<b>310,297.36</b>	<b>0.00</b>	<b>(310,297.36)</b>	<b>0.00%</b>

FOR REVIEW ONLY

**MOAB CITY CORPORATION**  
**Standard Financial Report**  
**22 RAP Tax - 01/01/2026 to 03/31/2026**  
**75.00% of the fiscal year has expired**

	2025 Year End Actual	2026 YTD Actual	2026 Budget	Unearned/ Unexpended	% Earned/ Expended
<b>Change In Net Position</b>					
<b>Revenue:</b>					
<b>Taxes</b>					
310-350 RAP TAX	0.00	322,766.06	425,000.00	102,233.94	75.94%
310-360 TRANSFER FROM GF	1,200,000.00	0.00	0.00	0.00	0.00%
310-370 TRANSFER FROM EFB	0.00	0.00	65,000.00	65,000.00	0.00%
<b>Total Taxes</b>	<b>1,200,000.00</b>	<b>322,766.06</b>	<b>490,000.00</b>	<b>167,233.94</b>	<b>65.87%</b>
<b>Total Revenue:</b>	<b>1,200,000.00</b>	<b>322,766.06</b>	<b>490,000.00</b>	<b>167,233.94</b>	<b>65.87%</b>
<b>Expenditures:</b>					
<b>General Government</b>					
<b>Community Development Department</b>					
<b>Community contribution</b>					
460-520 COMMUNITY CONTRIBUTIONS RAP TAX DI	0.00	0.00	85,000.00	85,000.00	0.00%
<b>Total Community contribution</b>	<b>0.00</b>	<b>0.00</b>	<b>85,000.00</b>	<b>85,000.00</b>	<b>0.00%</b>
<b>Total Community Development Department</b>	<b>0.00</b>	<b>0.00</b>	<b>85,000.00</b>	<b>85,000.00</b>	<b>0.00%</b>
<b>Total General Government</b>	<b>0.00</b>	<b>0.00</b>	<b>85,000.00</b>	<b>85,000.00</b>	<b>0.00%</b>
<b>Transfers out</b>					
460-530 TRANSFER TO CIP	0.00	0.00	400,000.00	400,000.00	0.00%
<b>Total Transfers out</b>	<b>0.00</b>	<b>0.00</b>	<b>400,000.00</b>	<b>400,000.00</b>	<b>0.00%</b>
<b>Total Expenditures:</b>	<b>0.00</b>	<b>0.00</b>	<b>485,000.00</b>	<b>485,000.00</b>	<b>0.00%</b>
<b>Total Change In Net Position</b>	<b>1,200,000.00</b>	<b>322,766.06</b>	<b>5,000.00</b>	<b>(317,766.06)</b>	<b>6,455.32%</b>

FOR REVIEW ONLY

**MOAB CITY CORPORATION**  
**Standard Financial Report**  
**23 Parks & Recreation Fund - 01/01/2026 to 03/31/2026**  
**75.00% of the fiscal year has expired**

	2025 Year End Actual	2026 YTD Actual	2026 Budget	Unearned/ Unexpended	% Earned/ Expended
<b>Change In Net Position</b>					
<b>Revenue:</b>					
<b>Intergovernmental revenue</b>					
335-361 GRAND COUNTY - RSSD	100,000.00	0.00	75,000.00	75,000.00	0.00%
335-363 SCHOOL DISTRICT	0.00	0.00	15,000.00	15,000.00	0.00%
<b>Total Intergovernmental revenue</b>	<b>100,000.00</b>	<b>0.00</b>	<b>90,000.00</b>	<b>90,000.00</b>	<b>0.00%</b>
<b>Recreation</b>					
345-301 Recreation Consolidated	0.00	0.00	50,000.00	50,000.00	0.00%
345-318 CASH OVER/SHORT	0.00	0.00	0.00	0.00	0.00%
345-336 SUMMER CAMP	0.00	0.00	0.00	0.00	0.00%
345-346 VOLLEYBALL - YOUTH SPRING	4,200.00	4,225.00	0.00	(4,225.00)	0.00%
345-355 BEVERAGE SALES - MOVIE NIGHT	177.74	0.00	0.00	0.00	0.00%
345-363 ADULT COED SOFTBALL	600.00	375.00	0.00	(375.00)	0.00%
345-366 YOUTH/BASEBALL/SOFTBALL	16,195.00	2,860.00	0.00	(2,860.00)	0.00%
345-368 YOUTH FOOTBALL	1,387.00	3,105.00	0.00	(3,105.00)	0.00%
345-369 SPRING YOUTH SOCCER	7,344.50	11,765.00	0.00	(11,765.00)	0.00%
345-370 FALL YOUTH SOCCER	5,675.00	5,765.50	0.00	(5,765.50)	0.00%
345-372 FOOT RACES	3,495.98	3,616.54	0.00	(3,616.54)	0.00%
345-374 INDOOR SOCCER - YOUTH	512.00	1,640.00	0.00	(1,640.00)	0.00%
345-376 JR JAZZ BASKETBALL	5,630.00	5,950.00	0.00	(5,950.00)	0.00%
345-377 FLAG FOOTBALL	1,395.00	2,112.50	0.00	(2,112.50)	0.00%
345-380 YOUTH VOLLEYBALL	3,000.00	2,802.50	0.00	(2,802.50)	0.00%
345-383 RECREATION SPONSORSHIPS	5,300.00	750.00	5,000.00	4,250.00	15.00%
<b>Total Recreation</b>	<b>54,912.22</b>	<b>44,967.04</b>	<b>55,000.00</b>	<b>10,032.96</b>	<b>81.76%</b>
<b>MRAC recreation</b>					
347-310 MRAC -PREPAID SERVICES	788.50	26.50	0.00	(26.50)	0.00%
347-311 MRAC - FITNESS ADMISSIONS	24,901.77	20,890.76	20,000.00	(890.76)	104.45%
347-312 MRAC - FITNESS MEMBERSHIPS	50,616.58	44,212.70	45,000.00	787.30	98.25%
347-314 MRAC - SILVER SNEAKERS MEMBERS	11,452.35	8,942.00	10,000.00	1,058.00	89.42%
347-315 MRAC - SWIM TEAM	0.00	0.00	2,000.00	2,000.00	0.00%
347-317 MRAC - SHOWERS	36,646.51	26,570.72	60,000.00	33,429.28	44.28%
347-318 MRAC - CASH OVER/SHORT	35.80	(7.50)	0.00	7.50	0.00%
347-320 MRAC - ADMISSIONS/AQUATIC	101,402.75	55,959.60	95,000.00	39,040.40	58.90%
347-321 MRAC - ADMISSIONS/AQUAT & FITN	1,976.76	1,330.17	2,000.00	669.83	66.51%
347-322 MRAC - RETAIL	4,922.52	1,856.86	6,000.00	4,143.14	30.95%
347-323 MRAC - PROGRAM FEES/ AQUATIC	16,443.95	6,374.86	10,000.00	3,625.14	63.75%
347-324 MRAC - PROGRAM FEES/FITNESS	11,221.49	8,529.95	10,000.00	1,470.05	85.30%
347-326 MRAC - MEMBERSHIPS/AQUATIC	22,285.80	15,466.16	27,500.00	12,033.84	56.24%
347-327 MRAC - MEMBERSHIPS/AQUAT & FIT	75,699.87	57,792.36	75,000.00	17,207.64	77.06%
347-328 MRAC - RENTAL FEES	(157.70)	39.67	1,000.00	960.33	3.97%
347-329 MRAC - SPECIAL EVENT FEES	3.00	0.00	0.00	0.00	0.00%
347-330 MRAC - CONCESSIONS	5,429.26	4,028.84	6,500.00	2,471.16	61.98%
347-331 MRAC PRIVATE SWIM LESSONS	7,088.50	3,978.00	4,500.00	522.00	88.40%
347-332 MRAC - REDUCED ADMISSION FEE	738.50	595.00	1,000.00	405.00	59.50%
<b>Total MRAC recreation</b>	<b>371,496.21</b>	<b>256,586.65</b>	<b>375,500.00</b>	<b>118,913.35</b>	<b>68.33%</b>
<b>MARC</b>					
348-300 MARC Coworking Space	5,784.01	3,087.32	3,000.00	(87.32)	102.91%
348-310 PROGRAM FEES	5,240.97	4,991.09	16,000.00	11,008.91	31.19%
348-330 GRANTS AND DONATIONS	22,500.00	14,570.88	32,000.00	17,429.12	45.53%
348-340 RENTAL FEES	41,333.75	27,029.17	50,000.00	22,970.83	54.06%
348-350 SPECIAL EVENTS FEES	18,193.54	11,720.04	6,000.00	(5,720.04)	195.33%
348-351 SPECIAL EVENTS FEES - RED ROCK	2,389.29	3,866.06	3,700.00	(166.06)	104.49%
348-360 MARC - Art Retail	9,332.94	629.84	2,000.00	1,370.16	31.49%
<b>Total MARC</b>	<b>104,774.50</b>	<b>65,894.40</b>	<b>112,700.00</b>	<b>46,805.60</b>	<b>58.47%</b>
<b>Miscellaneous revenue</b>					
365-300 CENTER STREET GYM RENTALS	100.27	155.00	2,000.00	1,845.00	7.75%
365-301 BALL FIELD RENTALS	(19.91)	250.00	0.00	(250.00)	0.00%
365-302 SUN COURT RENTALS	0.00	0.00	250.00	250.00	0.00%
365-303 FACILITY RENTAL DEPOSITS	(310.00)	150.00	0.00	(150.00)	0.00%
365-350 PETTY CASH	76.64	0.00	0.00	0.00	0.00%
365-360 OTHER INCOME	21,310.00	0.00	0.00	0.00	0.00%
<b>Total Miscellaneous revenue</b>	<b>21,157.00</b>	<b>555.00</b>	<b>2,250.00</b>	<b>1,695.00</b>	<b>24.67%</b>
<b>Transfers in</b>					

**MOAB CITY CORPORATION**  
**Standard Financial Report**  
**23 Parks & Recreation Fund - 01/01/2026 to 03/31/2026**  
**75.00% of the fiscal year has expired**

	2025 Year End Actual	2026 YTD Actual	2026 Budget	Unearned/ Unexpended	% Earned/ Expended
335-362 CITY OF MOAB - TRANSFER FROM GENERAL	2,100,672.00	0.00	1,354,419.00	1,354,419.00	0.00%
395-350 RECREATION FUND BEG. BALANCE	0.00	0.00	150,000.00	150,000.00	0.00%
395-390 TRANSFER FROM RAP TAX	0.00	0.00	90,000.00	90,000.00	0.00%
<b>Total Transfers in</b>	<b>2,100,672.00</b>	<b>0.00</b>	<b>1,594,419.00</b>	<b>1,594,419.00</b>	<b>0.00%</b>
<b>Total Revenue:</b>	<b>2,753,011.93</b>	<b>368,003.09</b>	<b>2,229,869.00</b>	<b>1,861,865.91</b>	<b>16.50%</b>
<b>Expenditures:</b>					
<b>Parks &amp; Recreation</b>					
<b>MRAC expenses</b>					
452-508 MRAC INACTIVE MAINTENANCE SALARIES	19,335.40	0.00	0.00	0.00	0.00%
452-509 MRAC INACTIVE LIFEGUARD SALARIES	257,315.01	0.00	0.00	0.00	0.00%
452-510 MRAC SALARIES	336,729.40	523,087.65	697,110.00	174,022.35	75.04%
452-511 MRAC INACTIVE AQUATIC PROGRAM SALAR	32,233.65	0.00	0.00	0.00	0.00%
452-512 MRAC INACTIVE FITNESS PROGRAM SALAR	16,103.77	0.00	0.00	0.00	0.00%
452-513 MRAC BENEFITS	115,394.90	127,971.30	153,450.90	25,479.60	83.40%
452-514 MRAC FUTURE LIABILITY	0.00	0.00	8,476.00	8,476.00	0.00%
452-515 MRAC OVERTIME	5,765.17	7,710.95	5,000.00	(2,710.95)	154.22%
452-516 MRAC UNEMPLOYMENT	675.04	653.75	0.00	(653.75)	0.00%
452-521 MRAC SUBSCRIPTIONS	5,614.55	10,517.35	4,500.00	(6,017.35)	233.72%
452-522 MRAC ADVERTISING	3,011.50	2,028.25	2,750.00	721.75	73.75%
452-523 MRAC TRAVEL	2,345.46	1,486.96	2,500.00	1,013.04	59.48%
452-524 MRAC OFFICE SUPPLIES	4,315.25	1,132.77	4,500.00	3,367.23	25.17%
452-525 MRAC EQUIPMENT SUPPLIES/MAINT	34,950.48	12,217.36	10,000.00	(2,217.36)	122.17%
452-526 MRAC BLDG/GRDS SUPPLIES/MAINT	67,846.13	33,511.45	15,000.00	(18,511.45)	223.41%
452-527 MRAC UTILITIES	124,815.96	108,619.47	145,000.00	36,380.53	74.91%
452-528 MRAC TELEPHONE	7,635.28	6,915.85	8,000.00	1,084.15	86.45%
452-531 MRAC PROFESSIONAL & TECHNICAL	38,200.35	210.00	15,000.00	14,790.00	1.40%
452-533 MRAC EDUCATION	5,252.99	1,054.50	4,000.00	2,945.50	26.36%
452-534 MRAC INSTRUCTIONAL SUPPLIES	0.00	436.88	0.00	(436.88)	0.00%
452-535 MRAC OTHER	1,237.48	426.96	1,500.00	1,073.04	28.46%
452-546 MRAC SPECIAL DEPARTMENTAL	32,604.36	3,825.00	28,000.00	24,175.00	13.66%
452-547 MRAC CONCESSIONS	1,016.57	1,189.98	1,000.00	(189.98)	119.00%
452-561 MRAC SUNDRY EXPENSES	992.21	175.68	1,400.00	1,224.32	12.55%
452-571 MRAC FITNESS PROGRAMS	59.98	0.00	0.00	0.00	0.00%
452-573 MRAC AQUATIC PROGRAMS	478.60	404.45	1,000.00	595.55	40.45%
452-574 MRAC - MACHINERY & EQUIPMENT	70,144.90	975.56	48,000.00	47,024.44	2.03%
452-575 MRAC SPECIAL EVENTS	267.45	0.00	0.00	0.00	0.00%
<b>Total MRAC expenses</b>	<b>1,184,341.84</b>	<b>844,552.12</b>	<b>1,156,186.90</b>	<b>311,634.78</b>	<b>73.05%</b>
<b>Recreation Admin</b>					
640-510 Recreation SALARIES	329,001.02	228,272.46	321,215.00	92,942.54	71.07%
640-512 Recreation FUTURE LIABILITY	0.00	0.00	12,035.00	12,035.00	0.00%
640-513 Recreation BENEFITS	161,371.61	123,242.50	137,926.18	14,683.68	89.35%
640-515 Recreation OVERTIME	9,810.82	5,450.69	11,000.00	5,549.31	49.55%
640-516 Recreation UNEMPLOYMENT	430.53	0.00	0.00	0.00	0.00%
640-521 Recreation SUBSCRIPTIONS	8,548.82	4,747.75	5,000.00	252.25	94.96%
640-522 Recreation ADVERTISING	3,627.83	7,849.50	5,000.00	(2,849.50)	156.99%
640-523 Recreation TRAVEL	2,122.08	1,486.96	1,500.00	13.04	99.13%
640-524 Recreation OFFICE SUPPLIES	1,553.58	2,296.71	1,200.00	(1,096.71)	191.39%
640-525 Recreation - EQUIP SUPPLIES/MAINT	2,707.53	4,993.53	54,800.00	49,806.47	9.11%
640-527 Recreation - UTILITIES	0.00	15.00	0.00	(15.00)	0.00%
640-528 Recreation TELEPHONE	1,393.74	1,067.86	1,750.00	682.14	61.02%
640-530 Recreation FUEL	477.35	203.12	500.00	296.88	40.62%
640-531 Recreation PROFESSIONAL & TECHNICAL	974.73	4,157.51	10,000.00	5,842.49	41.58%
640-533 Recreation EDUCATION	1,395.00	0.00	1,500.00	1,500.00	0.00%
640-535 Recreation OTHER	802.14	56.14	200.00	143.86	28.07%
640-537 Recreation EDUCATION	73.63	960.00	0.00	(960.00)	0.00%
640-546 Recreation SPECIAL DEPARTMENTAL	817.11	0.00	8,700.00	8,700.00	0.00%
640-592 Recreation EASTER EGG HUNT	1,219.42	1,479.13	1,500.00	20.87	98.61%
640-593 Recreation TURKEY TROT	1,609.71	3,626.17	2,000.00	(1,626.17)	181.31%
<b>Total Recreation Admin</b>	<b>527,936.65</b>	<b>389,905.03</b>	<b>575,826.18</b>	<b>185,921.15</b>	<b>67.71%</b>
<b>Soccer</b>					
642-501 Soccer YOUTH SOCCER	4,400.71	9,369.82	0.00	(9,369.82)	0.00%
642-502 Soccer FALL SOCCER	2,457.92	4,221.88	0.00	(4,221.88)	0.00%
642-509 Soccer INDOOR - YOUTH SOCCER	1,105.24	477.55	0.00	(477.55)	0.00%
642-513 Soccer SOCCER REFEREE - WAGES	0.00	0.00	0.00	0.00	0.00%

**MOAB CITY CORPORATION**  
**Standard Financial Report**  
**23 Parks & Recreation Fund - 01/01/2026 to 03/31/2026**  
**75.00% of the fiscal year has expired**

	2025 Year End Actual	2026 YTD Actual	2026 Budget	Unearned/ Unexpended	% Earned/ Expended
<b>Total Soccer</b>	<b>7,963.87</b>	<b>14,069.25</b>	<b>0.00</b>	<b>(14,069.25)</b>	<b>0.00%</b>
<b>Summer camp</b>					
643-510 Summer Camp WAGES	0.00	0.00	0.00	0.00	0.00%
643-513 Summer Camp BENEFITS	0.00	0.00	0.00	0.00	0.00%
643-573 Summer Camp SUPPLIES	1,300.88	0.00	0.00	0.00	0.00%
<b>Total Summer camp</b>	<b>1,300.88</b>	<b>0.00</b>	<b>0.00</b>	<b>0.00</b>	<b>0.00%</b>
<b>Softball</b>					
644-527 Sports COED SOFTBALL	2,623.76	290.93	0.00	(290.93)	0.00%
<b>Total Softball</b>	<b>2,623.76</b>	<b>290.93</b>	<b>0.00</b>	<b>(290.93)</b>	<b>0.00%</b>
<b>Volleyball</b>					
646-502 Sports VOLLEYBALL	0.00	201.13	0.00	(201.13)	0.00%
<b>Total Volleyball</b>	<b>0.00</b>	<b>201.13</b>	<b>0.00</b>	<b>(201.13)</b>	<b>0.00%</b>
<b>Special events</b>					
647-501 Special Events FREE MOVIE NIGH	4,525.73	3,121.81	0.00	(3,121.81)	0.00%
648-502 Special Events MOVIE SUPPLIES	1,380.00	0.00	0.00	0.00	0.00%
<b>Total Special events</b>	<b>5,905.73</b>	<b>3,121.81</b>	<b>0.00</b>	<b>(3,121.81)</b>	<b>0.00%</b>
<b>Basketball</b>					
648-503 Sports ADULT BASKETBALL	0.00	0.00	0.00	0.00	0.00%
648-504 Sports JR JAZZ BASKETBALL	4,833.94	471.01	0.00	(471.01)	0.00%
648-505 Sports JR. JAZZ REFEREE SERVICES	2,756.13	75.00	0.00	(75.00)	0.00%
648-513 Sports BASKETBALL BENEFITS	214.71	0.00	0.00	0.00	0.00%
<b>Total Basketball</b>	<b>7,804.78</b>	<b>546.01</b>	<b>0.00</b>	<b>(546.01)</b>	<b>0.00%</b>
<b>Youth volleyball</b>					
649-501 Sports YOUTH VOLLEYBALL	1,084.02	929.18	0.00	(929.18)	0.00%
649-504 Sports YOUTH SPRING VOLLEYBALL - WAGE	2,078.19	0.00	0.00	0.00	0.00%
649-505 Sports YOUTH SPRING VOLLEYBALL	479.28	1,042.59	0.00	(1,042.59)	0.00%
<b>Total Youth volleyball</b>	<b>3,641.49</b>	<b>1,971.77</b>	<b>0.00</b>	<b>(1,971.77)</b>	<b>0.00%</b>
<b>Youth baseball/softball</b>					
651-511 Sports Youth BB/SB WAGES- MAINTENANCE	2,741.66	(115.67)	0.00	115.67	0.00%
651-512 Sports Youth BB/SB WAGES- UMP&SCORE	3,488.12	0.00	0.00	0.00	0.00%
651-513 Sports Youth BB/SB BENEFITS	373.61	0.00	0.00	0.00	0.00%
651-525 Sports Youth BB/SB EQUIPMENT-SUPPLIES	1,691.22	730.83	0.00	(730.83)	0.00%
651-526 Sports Youth BB/SB BASEBALL FIELD MAI	1,119.78	369.45	0.00	(369.45)	0.00%
651-573 Sports FIELD MAINTENANCE EQUIPMENT	1,378.48	9,359.91	0.00	(9,359.91)	0.00%
651-574 Sports YOUTH BASEBALL/SOFTBALL	13,335.33	344.33	0.00	(344.33)	0.00%
651-580 Sports PICKLEBALL	235.93	159.12	0.00	(159.12)	0.00%
<b>Total Youth baseball/softball</b>	<b>24,364.13</b>	<b>10,847.97</b>	<b>0.00</b>	<b>(10,847.97)</b>	<b>0.00%</b>
<b>Football</b>					
652-575 Sports YOUTH FOOTBALL	5,562.07	1,118.81	0.00	(1,118.81)	0.00%
652-580 Sports FLAG FOOTBALL	0.00	1,710.00	0.00	(1,710.00)	0.00%
<b>Total Football</b>	<b>5,562.07</b>	<b>2,828.81</b>	<b>0.00</b>	<b>(2,828.81)</b>	<b>0.00%</b>
<b>MARC expenses</b>					
800-510 MARC SALARIES	190,326.02	150,306.14	220,320.00	70,013.86	68.22%
800-512 MARC FUTURE LIABILITY	0.00	0.00	9,208.00	9,208.00	0.00%
800-513 MARC BENEFITS	104,021.31	86,579.00	112,848.78	26,269.78	76.72%
800-514 MARC INSTRUCTOR SALARIES	9,698.94	0.00	0.00	0.00	0.00%
800-515 MARC OVERTIME	6,065.96	3,547.98	5,000.00	1,452.02	70.96%
800-516 MARC UNEMPLOYMENT	55.45	174.42	0.00	(174.42)	0.00%
800-521 MARC SUBSCRIPTIONS	1,251.63	1,045.33	2,230.00	1,184.67	46.88%
800-522 MARC ADVERTISING	6,912.00	6,260.50	10,165.00	3,904.50	61.59%
800-523 MARC TRAVEL	0.00	1,414.01	1,000.00	(414.01)	141.40%
800-524 MARC OFFICE SUPPLIES	789.45	1,572.27	4,600.00	3,027.73	34.18%
800-525 MARC EQUIPMENT SUPPLIES/MAINT	533.78	613.24	2,000.00	1,386.76	30.66%
800-526 MARC BLDG GROUNDS SUPPLIES/MAINT	1,060.86	2,301.01	4,500.00	2,198.99	51.13%
800-527 MARC UTILITIES	7,776.49	5,789.28	8,000.00	2,210.72	72.37%
800-528 MARC TELEPHONE	4,224.51	3,093.57	5,000.00	1,906.43	61.87%
800-531 MARC PROFESSIONAL & TECHNICAL	2,380.00	3,580.60	3,356.00	(224.60)	106.69%
800-533 MARC EDUCATION	642.27	24.50	1,000.00	975.50	2.45%
800-534 MARC ART SALES	8,190.85	1,504.02	2,500.00	995.98	60.16%
800-535 MARC OTHER	217.48	19.35	500.00	480.65	3.87%
800-536 MARC ONLINE PAYMENT PROCESSING FEE	30.27	39.30	36.00	(3.30)	109.17%

**MOAB CITY CORPORATION**  
**Standard Financial Report**  
**23 Parks & Recreation Fund - 01/01/2026 to 03/31/2026**  
**75.00% of the fiscal year has expired**

	2025 Year End Actual	2026 YTD Actual	2026 Budget	Unearned/ Unexpended	% Earned/ Expended
800-546 MARC SPECIAL DEPARTMENTAL	3,069.37	4,428.08	10,000.00	5,571.92	44.28%
800-574 MARC MACHINERY & EQUIPMENT	160.00	0.00	0.00	0.00	0.00%
800-577 MARC SPECIAL EVENTS	5,648.96	4,297.60	10,000.00	5,702.40	42.98%
800-578 MARC SPECIAL PROJECTS	21,488.80	0.00	0.00	0.00	0.00%
800-579 MARC- RED ROCK ARTS FEST	32,992.54	32,018.71	35,000.00	2,981.29	91.48%
800-585 COMMUNITY CONTRIBUTION (RAP CONTRIB	0.00	0.00	90,000.00	90,000.00	0.00%
<b>Total MARC expenses</b>	<b>407,536.94</b>	<b>308,608.91</b>	<b>537,263.78</b>	<b>228,654.87</b>	<b>57.44%</b>
<b>Parks &amp; Public Property</b>					
451-510 Parks SALARIES	515,874.74	21,751.29	0.00	(21,751.29)	0.00%
451-513 Parks BENEFITS	280,901.07	163,874.96	0.00	(163,874.96)	0.00%
451-515 Parks OVERTIME	30,354.69	696.40	0.00	(696.40)	0.00%
451-523 Parks TRAVEL	10,579.91	417.22	0.00	(417.22)	0.00%
451-524 Parks OFFICE SUPPLIES	174.98	0.00	0.00	0.00	0.00%
451-525 Parks EQUIPMENT SUPPLIES/MAINT	2,724.89	0.00	0.00	0.00	0.00%
451-526 Parks BLDG/GRDS SUPPLIES/MAINT	44,975.67	0.00	0.00	0.00	0.00%
451-527 Parks UTILITIES	69,470.19	0.00	0.00	0.00	0.00%
451-528 Parks TELEPHONE	4,360.57	0.00	0.00	0.00	0.00%
451-529 Parks EQUIPMENT RENTALS	4,872.45	0.00	0.00	0.00	0.00%
451-530 Parks FUEL	24,579.93	0.00	0.00	0.00	0.00%
451-531 Parks PROFESSIONAL & TECHNICAL	64,490.88	0.00	0.00	0.00	0.00%
451-533 Parks EDUCATION	4,904.00	0.00	0.00	0.00	0.00%
451-546 Parks SPECIAL DEPARTMENTAL	9,880.13	0.00	0.00	0.00	0.00%
451-571 Parks GARBAGE AND RECYCLING	5,363.00	0.00	0.00	0.00	0.00%
451-574 Parks MACHINERY & EQUIPMENT	56,131.18	0.00	0.00	0.00	0.00%
<b>Total Parks &amp; Public Property</b>	<b>1,129,638.28</b>	<b>186,739.87</b>	<b>0.00</b>	<b>(186,739.87)</b>	<b>0.00%</b>
<b>Total Parks &amp; Recreation</b>	<b>3,308,620.42</b>	<b>1,763,683.61</b>	<b>2,269,276.86</b>	<b>505,593.25</b>	<b>77.72%</b>
<b>Total Expenditures:</b>	<b>3,308,620.42</b>	<b>1,763,683.61</b>	<b>2,269,276.86</b>	<b>505,593.25</b>	<b>77.72%</b>
<b>Total Change In Net Position</b>	<b>(555,608.49)</b>	<b>(1,395,680.52)</b>	<b>(39,407.86)</b>	<b>1,356,272.66</b>	<b>3,541.63%</b>

FOR REVIEW ONLY

**MOAB CITY CORPORATION**  
**Standard Financial Report**  
**28 Utah Trails - 01/01/2026 to 03/31/2026**  
**75.00% of the fiscal year has expired**

	<u>2025</u> <u>Year End</u> <u>Actual</u>	<u>2026</u> <u>YTD</u> <u>Actual</u>	<u>2026</u> <u>Budget</u>	<u>Unearned/</u> <u>Unexpended</u>	<u>%</u> <u>Earned/</u> <u>Expended</u>
<b>Change In Net Position</b>					
<b>Revenue:</b>					
<b>Transfers in</b>					
332-310 CONTRIBUTION FROM GENERAL FUND	35,000.00	0.00	0.00	0.00	0.00%
<b>Total Transfers in</b>	<u>35,000.00</u>	<u>0.00</u>	<u>0.00</u>	<u>0.00</u>	<u>0.00%</u>
<b>Total Revenue:</b>	<u>35,000.00</u>	<u>0.00</u>	<u>0.00</u>	<u>0.00</u>	<u>0.00%</u>
<b>Expenditures:</b>					
<b>Miscellaneous</b>					
400-531 PROFESSIONAL/TECHNICAL	33,000.00	0.00	0.00	0.00	0.00%
<b>Total Miscellaneous</b>	<u>33,000.00</u>	<u>0.00</u>	<u>0.00</u>	<u>0.00</u>	<u>0.00%</u>
<b>Total Expenditures:</b>	<u>33,000.00</u>	<u>0.00</u>	<u>0.00</u>	<u>0.00</u>	<u>0.00%</u>
<b>Total Change In Net Position</b>	<u>2,000.00</u>	<u>0.00</u>	<u>0.00</u>	<u>0.00</u>	<u>0.00%</u>

FOR REVIEW ONLY

**MOAB CITY CORPORATION**  
**Standard Financial Report**  
**30 Housing Fund - 01/01/2026 to 03/31/2026**  
**75.00% of the fiscal year has expired**

	2025 Year End Actual	2026 YTD Actual	2026 Budget	Unearned/ Unexpended	% Earned/ Expended
<b>Change In Net Position</b>					
<b>Revenue:</b>					
<b>Intergovernmental revenue</b>					
334-300 Workforce Affordable Housing F	1,504.82	0.00	380,000.00	380,000.00	0.00%
334-310 Grants	0.00	0.00	0.00	0.00	0.00%
<b>Total Intergovernmental revenue</b>	<b>1,504.82</b>	<b>0.00</b>	<b>380,000.00</b>	<b>380,000.00</b>	<b>0.00%</b>
<b>Miscellaneous revenue</b>					
361-300 INTEREST INCOME	84,135.36	45,469.07	90,000.00	44,530.93	50.52%
362-301 Rent/Lease Income	0.00	0.00	0.00	0.00	0.00%
<b>Total Miscellaneous revenue</b>	<b>84,135.36</b>	<b>45,469.07</b>	<b>90,000.00</b>	<b>44,530.93</b>	<b>50.52%</b>
<b>Transfers in</b>					
391-310 Transfer From General Fund	660,000.00	0.00	0.00	0.00	0.00%
<b>Total Transfers in</b>	<b>660,000.00</b>	<b>0.00</b>	<b>0.00</b>	<b>0.00</b>	<b>0.00%</b>
<b>Total Revenue:</b>	<b>745,640.18</b>	<b>45,469.07</b>	<b>470,000.00</b>	<b>424,530.93</b>	<b>9.67%</b>
<b>Expenditures:</b>					
<b>Miscellaneous</b>					
464-520 Acquisitions	0.00	0.00	0.00	0.00	0.00%
464-522 Development Costs	0.00	0.00	0.00	0.00	0.00%
464-525 Operation & Maintenance Costs	19,148.36	8,079.82	25,000.00	16,920.18	32.32%
464-527 O&M UTILITIES	4,527.73	68.11	10,000.00	9,931.89	0.68%
464-531 Professional & Technical	3,295.00	0.00	150,000.00	150,000.00	0.00%
<b>Total Miscellaneous</b>	<b>26,971.09</b>	<b>8,147.93</b>	<b>185,000.00</b>	<b>176,852.07</b>	<b>4.40%</b>
<b>Debt service</b>					
471-617 2019 Walnut Lane Lease Payoff - Princ	1,415,000.00	0.00	0.00	0.00	0.00%
471-618 2019 Walnut Lane Lease Payoff - Interest	52,442.28	0.00	0.00	0.00	0.00%
<b>Total Debt service</b>	<b>1,467,442.28</b>	<b>0.00</b>	<b>0.00</b>	<b>0.00</b>	<b>0.00%</b>
<b>Transfers out</b>					
464-560 Transfer to Debt Service Fund	134,301.00	0.00	156,000.00	156,000.00	0.00%
<b>Total Transfers out</b>	<b>134,301.00</b>	<b>0.00</b>	<b>156,000.00</b>	<b>156,000.00</b>	<b>0.00%</b>
<b>Total Expenditures:</b>	<b>1,628,714.37</b>	<b>8,147.93</b>	<b>341,000.00</b>	<b>332,852.07</b>	<b>2.39%</b>
<b>Total Change In Net Position</b>	<b>(883,074.19)</b>	<b>37,321.14</b>	<b>129,000.00</b>	<b>91,678.86</b>	<b>28.93%</b>

**MOAB CITY CORPORATION**  
**Standard Financial Report**  
**31 Debt Service Fund - 01/01/2026 to 03/31/2026**  
**75.00% of the fiscal year has expired**

	2025 Year End Actual	2026 YTD Actual	2026 Budget	Unearned/ Unexpended	% Earned/ Expended
<b>Change In Net Position</b>					
<b>Revenue:</b>					
<b>Interest</b>					
361-300 Interest income	0.00	0.00	0.00	0.00	0.00%
<b>Total Interest</b>	<b>0.00</b>	<b>0.00</b>	<b>0.00</b>	<b>0.00</b>	<b>0.00%</b>
<b>Miscellaneous revenue</b>					
362-301 Lease Revenue	3,687.53	29,772.00	0.00	(29,772.00)	0.00%
<b>Total Miscellaneous revenue</b>	<b>3,687.53</b>	<b>29,772.00</b>	<b>0.00</b>	<b>(29,772.00)</b>	<b>0.00%</b>
<b>Contributions</b>					
362-360 Contribution from GC Rec Distr	190,000.00	0.00	190,000.00	190,000.00	0.00%
362-370 Contribution from Grand County	38,493.35	23,493.35	18,630.00	(4,863.35)	126.10%
<b>Total Contributions</b>	<b>228,493.35</b>	<b>23,493.35</b>	<b>208,630.00</b>	<b>185,136.65</b>	<b>11.26%</b>
<b>Transfers in</b>					
391-310 Transfer from general fund	395,339.00	0.00	0.00	0.00	0.00%
391-315 Transfer from housing fund	134,301.00	0.00	156,000.00	156,000.00	0.00%
391-316 Transfer from capital projects	0.00	0.00	200,000.00	200,000.00	0.00%
391-317 Transfer from Roads Fund	154,475.00	0.00	160,000.00	160,000.00	0.00%
391-318 Transfer from Sewer Fund	12,392.00	0.00	13,000.00	13,000.00	0.00%
391-319 Transfer from Water Fund	36,940.00	0.00	36,940.00	36,940.00	0.00%
391-320 Transfer from Storm Water Fund	53,157.00	0.00	53,157.00	53,157.00	0.00%
<b>Total Transfers in</b>	<b>786,604.00</b>	<b>0.00</b>	<b>619,097.00</b>	<b>619,097.00</b>	<b>0.00%</b>
<b>Total Revenue:</b>	<b>1,018,784.88</b>	<b>53,265.35</b>	<b>827,727.00</b>	<b>774,461.65</b>	<b>6.44%</b>
<b>Expenditures:</b>					
<b>Debt service</b>					
471-611 2003 Sales Tax Rev - Principal	96,000.00	98,000.00	98,000.00	0.00	100.00%
471-612 2003 Sales Tax Rev - Interest	15,275.02	12,875.00	12,875.00	0.00	100.00%
471-613 2009 Sales Tax Rev - Principal	191,000.00	191,000.00	191,000.00	0.00	100.00%
471-615 2018 CIB Bond - Principal	33,000.00	33,000.00	33,000.00	0.00	100.00%
471-616 2018 CIB Bond - Interest	14,424.98	13,600.00	13,600.00	0.00	100.00%
471-617 2019 Walnut Lane Lease - Princ	74,000.00	0.00	77,000.00	77,000.00	0.00%
471-618 2019 Walnut Lane Lease - Inter	82,144.99	0.00	78,992.00	78,992.00	0.00%
471-621 2023 Kane Creek Blvd Reconstruction - Principal	295,000.00	245,000.00	245,000.00	0.00	100.00%
471-622 2023 Kane Creek Blvd Reconstruction - Interest	21,507.56	78,145.29	78,260.00	114.71	99.85%
<b>Total Debt service</b>	<b>822,352.55</b>	<b>671,620.29</b>	<b>827,727.00</b>	<b>156,106.71</b>	<b>81.14%</b>
<b>Total Expenditures:</b>	<b>822,352.55</b>	<b>671,620.29</b>	<b>827,727.00</b>	<b>156,106.71</b>	<b>81.14%</b>
<b>Total Change In Net Position</b>	<b>196,432.33</b>	<b>(618,354.94)</b>	<b>0.00</b>	<b>618,354.94</b>	<b>0.00%</b>

FOR REVIEW ONLY

**MOAB CITY CORPORATION**  
**Standard Financial Report**  
**41 Capital Projects Fund - 01/01/2026 to 03/31/2026**  
**75.00% of the fiscal year has expired**

	2025 Year End Actual	2026 YTD Actual	2026 Budget	Unearned/ Unexpended	% Earned/ Expended
<b>Change In Net Position</b>					
<b>Revenue:</b>					
<b>Intergovernmental revenue</b>					
361-321 GRAND COUNTY CONTRIBUTION	95,646.06	0.00	50,000.00	50,000.00	0.00%
361-324 GRANTS AND DONATIONS	198,652.98	0.00	0.00	0.00	0.00%
361-365 PROCEEDS FROM LONG TERM DEBT	0.00	0.00	450,000.00	450,000.00	0.00%
362-302 UDOT FUNDING - HOTSPOT	1,952,560.32	0.00	0.00	0.00	0.00%
362-303 GRANT PROCEEDS	356,625.00	151,052.42	250,000.00	98,947.58	60.42%
362-310 CIB GRANT	0.00	0.00	50,000.00	50,000.00	0.00%
362-311 *GOLF COURSE TENANT IMP. PAYMENTS	0.00	0.00	35,000.00	35,000.00	0.00%
362-312 *TAX REBATES FOR SOLAR	0.00	0.00	50,000.00	50,000.00	0.00%
362-324 UDOT AID PROJECT	0.00	0.00	0.00	0.00	0.00%
<b>Total Intergovernmental revenue</b>	<b>2,603,484.36</b>	<b>151,052.42</b>	<b>885,000.00</b>	<b>733,947.58</b>	<b>17.07%</b>
<b>Interest</b>					
361-300 INTEREST INCOME	17,418.57	11,710.80	12,000.00	289.20	97.59%
<b>Total Interest</b>	<b>17,418.57</b>	<b>11,710.80</b>	<b>12,000.00</b>	<b>289.20</b>	<b>97.59%</b>
<b>Miscellaneous revenue</b>					
362-305 SALE OF PROPERTY/EQUIPMENT	0.00	0.00	50,000.00	50,000.00	0.00%
362-338 CLAIM SETTLEMENT PROCEEDS	0.00	93,863.00	0.00	(93,863.00)	0.00%
<b>Total Miscellaneous revenue</b>	<b>0.00</b>	<b>93,863.00</b>	<b>50,000.00</b>	<b>(43,863.00)</b>	<b>187.73%</b>
<b>Contributions</b>					
362-300 DONATIONS	100.00	50.00	0.00	(50.00)	0.00%
<b>Total Contributions</b>	<b>100.00</b>	<b>50.00</b>	<b>0.00</b>	<b>(50.00)</b>	<b>0.00%</b>
<b>Transfers in</b>					
391-310 TRANSFER FROM GENERAL FUND	3,250,000.00	0.00	3,602,165.00	3,602,165.00	0.00%
391-311 TRANSFER FROM RAP TAX	0.00	0.00	400,000.00	400,000.00	0.00%
392-326 TRANSFER FROM ROADS FUND	250,000.00	0.00	250,000.00	250,000.00	0.00%
392-327 TRANSFER FROM WATER FUND	330,000.00	0.00	200,000.00	200,000.00	0.00%
392-329 TRANSFER FROM STORMWATER FUND	475,000.00	0.00	0.00	0.00	0.00%
395-361 CAPITAL PROJECTS FUND BEG. BAL	0.00	0.00	4,162,044.00	4,162,044.00	0.00%
<b>Total Transfers in</b>	<b>4,305,000.00</b>	<b>0.00</b>	<b>8,614,209.00</b>	<b>8,614,209.00</b>	<b>0.00%</b>
<b>Total Revenue:</b>	<b>6,926,002.93</b>	<b>256,676.22</b>	<b>9,561,209.00</b>	<b>9,304,532.78</b>	<b>2.68%</b>
<b>Expenditures:</b>					
<b>General Government</b>					
<b>Administrative Services Department</b>					
<b>Info tech</b>					
740-696 IT - COMPUTER REPLACEMENT	0.00	0.00	0.00	0.00	0.00%
740-697 IT - OTHER EQUIPMENT	12,428.23	0.00	0.00	0.00	0.00%
<b>Total Info tech</b>	<b>12,428.23</b>	<b>0.00</b>	<b>0.00</b>	<b>0.00</b>	<b>0.00%</b>
<b>Total Administrative Services Department</b>	<b>12,428.23</b>	<b>0.00</b>	<b>0.00</b>	<b>0.00</b>	<b>0.00%</b>
<b>Total General Government</b>	<b>12,428.23</b>	<b>0.00</b>	<b>0.00</b>	<b>0.00</b>	<b>0.00%</b>
<b>Public Works Department</b>					
<b>Streets</b>					
440-666 PARKING IMPROVEMENTS - DISPERS	3,509,860.73	291,321.54	0.00	(291,321.54)	0.00%
440-670 *ROAD IMPROVEMENTS (100 E/Uranium)	277,178.03	2,524,147.39	2,750,000.00	225,852.61	91.79%
440-672 *STREETS/SPECIAL PROJ./CONCRETE (Side	0.00	146,358.22	565,000.00	418,641.78	25.90%
440-686 *400 EAST ROAD IMPROVEMENTS	0.00	0.00	0.00	0.00	0.00%
440-691 VEHICLES	230,011.62	37,663.00	0.00	(37,663.00)	0.00%
440-697 *500 WEST/KANE CREEK IMPROVE	6,633,929.41	1,887,250.97	1,000,000.00	(887,250.97)	188.73%
440-699 *FLOOD DAMAGE REPAIR (GENERAL)	732,408.18	1,480.50	350,000.00	348,519.50	0.42%
<b>Total Streets</b>	<b>11,383,387.97</b>	<b>4,888,221.62</b>	<b>4,665,000.00</b>	<b>(223,221.62)</b>	<b>104.79%</b>
<b>Total Public Works Department</b>	<b>11,383,387.97</b>	<b>4,888,221.62</b>	<b>4,665,000.00</b>	<b>(223,221.62)</b>	<b>104.79%</b>
<b>Parks and public property</b>					
<b>Parks O&amp;M</b>					
460-671 SOLAR PROJECT	0.00	46,250.00	0.00	(46,250.00)	0.00%
<b>Total Parks O&amp;M</b>	<b>0.00</b>	<b>46,250.00</b>	<b>0.00</b>	<b>(46,250.00)</b>	<b>0.00%</b>
<b>Total Parks and public property</b>	<b>0.00</b>	<b>46,250.00</b>	<b>0.00</b>	<b>(46,250.00)</b>	<b>0.00%</b>
<b>Municipal</b>					
770-631 *MUNI BLDG SOLAR UPGRADE PROJECT	0.00	548,475.30	375,000.00	(173,475.30)	146.26%

**MOAB CITY CORPORATION**  
**Standard Financial Report**  
**41 Capital Projects Fund - 01/01/2026 to 03/31/2026**  
**75.00% of the fiscal year has expired**

	2025 Year End Actual	2026 YTD Actual	2026 Budget	Unearned/ Unexpended	% Earned/ Expended
770-650 *MUNICIPAL BLDG GENERAL IMPROVEMENT	15,018.71	13,300.00	180,000.00	166,700.00	7.39%
770-652 *MUNI BLDG BIKE STRUCTURE/ EVSE	0.00	23,865.30	50,000.00	26,134.70	47.73%
770-653 *NUISANCE ABATEMENT	0.00	85,330.00	150,000.00	64,670.00	56.89%
770-655 *CITY SUSTAINABILITY (MCKINSTRY ENERGY	696,051.05	1,099,312.57	1,000,000.00	(99,312.57)	109.93%
770-656 *CENTER STREET BALLFIELD UPGRADES	0.00	3,600.00	150,000.00	146,400.00	2.40%
770-657 *DARK SKY CAPITAL IMPROVEMENT	49,834.09	91,997.32	110,000.00	18,002.68	83.63%
<b>Total Municipal</b>	<b>760,903.85</b>	<b>1,865,880.49</b>	<b>2,015,000.00</b>	<b>149,119.51</b>	<b>92.60%</b>
<b>Parks expenses</b>					
780-625 *MAIN STREET - 500 W MILLCREEK TRAIL/BRI	16,014.50	11,396.00	475,000.00	463,604.00	2.40%
780-630 *ART IN PUBLIC PLACES 1%	105.27	27,141.85	40,000.00	12,858.15	67.85%
780-643 SWANNY PARK RESTROOMS	0.00	12,061.50	0.00	(12,061.50)	0.00%
780-644 *PARK IMPROVEMENTS - SWANY IMPROVEM	770,261.24	0.00	75,000.00	75,000.00	0.00%
780-646 PARKS EQUIPMENT & VEHICLES	56,251.00	0.00	0.00	0.00	0.00%
<b>Total Parks expenses</b>	<b>842,632.01</b>	<b>50,599.35</b>	<b>590,000.00</b>	<b>539,400.65</b>	<b>8.58%</b>
<b>Animal shelter</b>					
791-655 POLICE VEHICLES	0.00	0.00	0.00	0.00	0.00%
<b>Total Animal shelter</b>	<b>0.00</b>	<b>0.00</b>	<b>0.00</b>	<b>0.00</b>	<b>0.00%</b>
<b>Parks &amp; Recreation</b>					
<b>MRAC expenses</b>					
470-670 *MRAC STRUCTURAL/GENERAL BLDG IMPR	0.00	37,750.00	85,000.00	47,250.00	44.41%
470-672 *AQUATIC CENTER MAJOR MAINTENANCE P	0.00	0.00	125,000.00	125,000.00	0.00%
470-673 *ADA UPGRADES TO PARK & REC. FACILITIE	0.00	0.00	250,000.00	250,000.00	0.00%
470-674 *OUTDOOR WATER FEATURE REPLACEMEN	0.00	0.00	250,000.00	250,000.00	0.00%
<b>Total MRAC expenses</b>	<b>0.00</b>	<b>37,750.00</b>	<b>710,000.00</b>	<b>672,250.00</b>	<b>5.32%</b>
<b>Total Parks &amp; Recreation</b>	<b>0.00</b>	<b>37,750.00</b>	<b>710,000.00</b>	<b>672,250.00</b>	<b>5.32%</b>
<b>Miscellaneous</b>					
780-642 *PACK CREEK FOOT BRIDGE (EPISCOPAL CH	0.00	0.00	375,000.00	375,000.00	0.00%
790-643 *PROPERTY ACQUISITION/RIGHT OF WAY	0.00	0.00	200,000.00	200,000.00	0.00%
790-644 *GOLF COURSE CAPITAL IMP.	0.00	0.00	150,000.00	150,000.00	0.00%
790-647 USU BUILDING PROJECT	0.00	100,000.00	0.00	(100,000.00)	0.00%
<b>Total Miscellaneous</b>	<b>0.00</b>	<b>100,000.00</b>	<b>725,000.00</b>	<b>625,000.00</b>	<b>13.79%</b>
<b>Transfers out</b>					
400-691 TRANSFER TO DEBT SERVICE	0.00	0.00	200,000.00	200,000.00	0.00%
810-601 *TRANSFER TO GENERAL FUND (ENG. OVHD	0.00	0.00	250,000.00	250,000.00	0.00%
810-602 TRANSFER TO STORMWATER FUND	0.00	0.00	0.00	0.00	0.00%
810-603 *TRANSFER TO FLEET FUND	0.00	0.00	450,000.00	450,000.00	0.00%
900-100 LEASE PAYMENT - PRINCIPAL	0.00	0.00	0.00	0.00	0.00%
900-102 LEASE PAYMENT - INTEREST	0.00	0.00	0.00	0.00	0.00%
<b>Total Transfers out</b>	<b>0.00</b>	<b>0.00</b>	<b>900,000.00</b>	<b>900,000.00</b>	<b>0.00%</b>
<b>Total Expenditures:</b>	<b>12,999,352.06</b>	<b>6,988,701.46</b>	<b>9,605,000.00</b>	<b>2,616,298.54</b>	<b>72.76%</b>
<b>Total Change In Net Position</b>	<b>(6,073,349.13)</b>	<b>(6,732,025.24)</b>	<b>(43,791.00)</b>	<b>6,688,234.24</b>	<b>15,373.08%</b>

**MOAB CITY CORPORATION**  
**Standard Financial Report**  
**51 Water Fund - 01/01/2026 to 03/31/2026**  
**75.00% of the fiscal year has expired**

	2025 Year End Actual	2026 YTD Actual	2026 Budget	Unearned/ Unexpended	% Earned/ Expended
<b>Income or Expense</b>					
<b>Income From Operations:</b>					
<b>Operating income</b>					
363-330 WATER PENALTIES	12,923.75	8,294.91	18,000.00	9,705.09	46.08%
369-300 Water SUNDRY REVENUES	21,380.36	87,332.65	25,000.00	(62,332.65)	349.33%
369-302 Water SHOP WATER	1,651.97	(2,913.61)	10,000.00	12,913.61	-29.14%
371-300 WATER SALES	1,937,200.42	1,395,847.47	1,842,540.00	446,692.53	75.76%
372-360 WATER CONNECTION	24,014.10	4,871.80	45,000.00	40,128.20	10.83%
<b>Total Operating income</b>	<b>1,997,170.60</b>	<b>1,493,433.22</b>	<b>1,940,540.00</b>	<b>447,106.78</b>	<b>76.96%</b>
<b>Operating expense</b>					
<b>Operating</b>					
500-509 Water GENERAL FUND O/H	430,000.00	1,807.15	442,900.00	441,092.85	0.41%
500-510 Water SALARIES	430,401.84	328,864.63	406,436.00	77,571.37	80.91%
500-513 Water BENEFITS	279,461.61	198,511.81	269,279.00	70,767.19	73.72%
500-514 Water FUTURE LIABILITY	0.00	(6,093.94)	18,356.00	24,449.94	-33.20%
500-515 Water OVERTIME	27,423.09	14,505.85	45,000.00	30,494.15	32.24%
500-521 Water SUBSCRIPTIONS	3,335.00	1,383.00	5,500.00	4,117.00	25.15%
500-523 Water TRAVEL	711.88	1,910.14	35,000.00	33,089.86	5.46%
500-524 Water TELEPHONE SUPPLIES	314.83	38.23	700.00	661.77	5.46%
500-525 Water EQUIPMENT SUPPLIES/MAINT	35,735.03	10,049.95	65,000.00	54,950.05	15.46%
500-526 Water BUILDING SUPPLIES/MAINT	0.00	74.37	500.00	425.63	14.87%
500-527 Water UTILITIES	91,771.84	52,599.41	95,000.00	42,400.59	55.37%
500-528 Water TELEPHONE	4,585.90	2,433.97	5,000.00	2,566.03	48.68%
500-530 Water FUEL	18,465.22	9,763.45	23,000.00	13,236.55	42.45%
500-531 Water PROFESSIONAL & TECHNICAL	94,270.50	54,601.49	40,000.00	(14,601.49)	136.50%
500-533 Water EDUCATION	1,720.09	3,166.13	10,500.00	7,333.87	30.15%
500-535 Water OTHER	7,021.09	5,462.01	6,200.00	737.99	88.10%
500-546 Water SPECIAL DEPARTMENTAL	84,344.55	90,021.51	95,000.00	4,978.49	94.76%
500-551 Water INSURANCE	1,560.00	1,560.00	1,560.00	0.00	100.00%
500-691 Water RENT OF PROPERTY & EQUIP	0.00	0.00	5,000.00	5,000.00	0.00%
500-693 Water BAD DEBT EXPENSE	0.00	0.00	0.00	0.00	0.00%
<b>Total Operating</b>	<b>1,511,122.47</b>	<b>770,659.16</b>	<b>1,569,931.00</b>	<b>799,271.84</b>	<b>49.09%</b>
<b>Depreciation expense</b>					
500-669 Water DEPRECIATION	344,873.86	324,753.27	350,000.00	25,246.73	92.79%
<b>Total Depreciation expense</b>	<b>344,873.86</b>	<b>324,753.27</b>	<b>350,000.00</b>	<b>25,246.73</b>	<b>92.79%</b>
<b>Total Operating expense</b>	<b>1,855,996.33</b>	<b>1,095,412.43</b>	<b>1,919,931.00</b>	<b>824,518.57</b>	<b>57.05%</b>
<b>Total Income From Operations:</b>	<b>141,174.27</b>	<b>398,020.79</b>	<b>20,609.00</b>	<b>(377,411.79)</b>	<b>1,931.30%</b>
<b>Non-Operating Items:</b>					
<b>Non-operating income</b>					
361-300 INTEREST INCOME	497,862.36	272,827.96	600,000.00	327,172.04	45.47%
361-310 WATER IMPACT FEE INTEREST INCO	200.10	134.55	500.00	365.45	26.91%
361-311 WATER IMPACT FEES	45,771.02	175,922.43	75,000.00	(100,922.43)	234.56%
373-325 Water SPECIAL SERV CITY DEPT	0.00	420.00	0.00	(420.00)	0.00%
<b>Total Non-operating income</b>	<b>543,833.48</b>	<b>449,304.94</b>	<b>675,500.00</b>	<b>226,195.06</b>	<b>66.51%</b>
<b>Non-operating expense</b>					
500-582 Water Transfer to Capital Projects Fund	0.00	769.56	0.00	(769.56)	0.00%
500-681 Water TRANSFER TO DEBT SERVICE FUND	36,940.00	0.00	36,940.00	36,940.00	0.00%
500-682 Water INTEREST ON BONDS/DEBT S	154,229.85	147,558.20	305,000.00	157,441.80	48.38%
500-683 Water BOND ISSUANCE COSTS	1,000.00	0.00	0.00	0.00	0.00%
<b>Total Non-operating expense</b>	<b>192,169.85</b>	<b>148,327.76</b>	<b>341,940.00</b>	<b>193,612.24</b>	<b>43.38%</b>
<b>Total Non-Operating Items:</b>	<b>351,663.63</b>	<b>300,977.18</b>	<b>333,560.00</b>	<b>32,582.82</b>	<b>90.23%</b>
<b>Total Income or Expense</b>	<b>492,837.90</b>	<b>698,997.97</b>	<b>354,169.00</b>	<b>(344,828.97)</b>	<b>197.36%</b>

**MOAB CITY CORPORATION**  
**Standard Financial Report**  
**52 Sewer Fund - 01/01/2026 to 03/31/2026**  
**75.00% of the fiscal year has expired**

	2025 Year End Actual	2026 YTD Actual	2026 Budget	Unearned/ Unexpended	% Earned/ Expended
<b>Income or Expense</b>					
<b>Income From Operations:</b>					
<b>Operating income</b>					
362-390 Sewer SEPTAGE PROCESSING FEES	94,230.54	77,342.00	60,000.00	(17,342.00)	128.90%
372-300 SEWER EXISTING FACILITY FEE	21,761.56	30,262.85	45,000.00	14,737.15	67.25%
372-310 SEWER STUDIES FEE	1,968.59	2,939.84	4,000.00	1,060.16	73.50%
372-320 SEWER SERVICES CHARGES	2,299,850.23	1,843,431.28	2,200,000.00	356,568.72	83.79%
372-325 Sewer SPECIAL SERVICES BY CITY	4,710.00	48,550.00	5,000.00	(43,550.00)	971.00%
372-326 Sewer GREASE TRAP SERVICES/FIN	0.00	0.00	1,000.00	1,000.00	0.00%
372-350 Sewer SPANISH VALLEY SEWER	608,069.61	424,862.95	674,494.00	249,631.05	62.99%
372-360 Sewer S.JSPSSD SEWER	54,993.98	43,892.67	25,000.00	(18,892.67)	175.57%
372-370 SEWER CONNECTION	1,394.00	3,334.00	5,000.00	1,666.00	66.68%
<b>Total Operating income</b>	<b>3,086,978.51</b>	<b>2,474,615.59</b>	<b>3,019,494.00</b>	<b>544,878.41</b>	<b>81.95%</b>
<b>Operating expense</b>					
<b>Sewer WRF</b>					
600-509 Sewer GENERAL FUND O/H	430,000.00	0.00	442,900.00	442,900.00	0.00%
600-510 Sewer WRF SALARIES	359,638.41	280,491.57	363,669.00	83,177.43	77.13%
600-512 Sewer FUTURE LIABILITY	0.00	(1,390.35)	16,407.00	17,797.35	-8.47%
600-513 Sewer WRF BENEFITS	223,488.81	156,614.20	206,037.00	49,422.80	76.01%
600-515 Sewer WRF OVERTIME	6,410.70	3,050.08	12,000.00	8,949.92	25.42%
600-521 Sewer WRF SUBSCRIPTIONS	738.71	24.00	1,500.00	1,476.00	1.60%
600-523 Sewer WRF TRAVEL	1,457.26	3,353.58	3,000.00	(353.58)	111.79%
600-524 Sewer WRF OFFICE EXPENSE	711.41	1,227.22	1,200.00	(27.22)	102.27%
600-525 Sewer WRF EQUIPMENT SUPPLIES/MAINT	124,227.00	64,212.34	120,000.00	55,787.66	53.51%
600-526 Sewer WRF BUILDING SUPPLIES/MAINT	2,577.57	27,041.79	2,500.00	(24,541.79)	1,081.67%
600-527 Sewer WRF UTILITIES	179,171.90	173,471.01	250,000.00	76,528.99	69.39%
600-528 Sewer WRF TELEPHONE	5,707.11	4,923.83	6,200.00	1,276.17	79.42%
600-529 Sewer WRF RENT	0.00	175.50	1,000.00	824.50	17.55%
600-530 Sewer WRF FUEL	3,560.49	534.48	5,500.00	4,965.52	9.72%
600-531 Sewer WRF PROFESSIONAL & TECHNICAL	264,183.90	143,186.61	240,000.00	96,813.39	59.66%
600-533 Sewer WRF EDUCATION	1,069.98	2,405.99	10,000.00	7,594.01	24.06%
600-535 Sewer WRF OTHER	16,150.55	13,624.76	20,000.00	6,375.24	68.12%
600-546 Sewer WRF SPECIAL DEPARTMENTAL	94,080.36	81,031.58	95,000.00	13,968.42	85.30%
<b>Total Sewer WRF</b>	<b>1,713,174.16</b>	<b>953,978.19</b>	<b>1,796,913.00</b>	<b>842,934.81</b>	<b>53.09%</b>
<b>Sewer Collection</b>					
610-510 Sewer Collecitons SALARIES	173,355.62	128,905.44	168,748.00	39,842.56	76.39%
610-512 Sewer Collecitons FUTURE LIABILITY	0.00	0.00	7,576.00	7,576.00	0.00%
610-513 Sewer Collections BENEFITS	77,768.94	60,883.36	95,932.00	35,048.64	63.47%
610-515 Sewer Collections OVERTIME	1,705.46	797.16	12,000.00	11,202.84	6.64%
610-521 Sewer Collections SUBSCRIPTIONS	868.73	0.00	0.00	0.00	0.00%
610-523 Sewer Collections TRAVEL	1,765.31	136.00	4,500.00	4,364.00	3.02%
610-524 Sewer Collections OFFICE SUPPLIES	215.83	695.60	0.00	(695.60)	0.00%
610-525 Sewer Collections EQUIP SUPPLIES/MAINT	23,911.72	15,762.57	25,000.00	9,237.43	63.05%
610-526 Sewer BLDG/GRDS SUPPLIES/MAINT	63.81	0.00	400.00	400.00	0.00%
610-527 Sewer Collections UTILITIES	3,893.33	1,778.26	5,500.00	3,721.74	32.33%
610-528 Sewer Collections TELEPHONE	1,909.78	1,087.10	2,200.00	1,112.90	49.41%
610-529 Sewer Collections RENTALS	0.00	0.00	6,000.00	6,000.00	0.00%
610-530 Sewer Collections FUEL	5,501.56	4,309.55	10,000.00	5,690.45	43.10%
610-531 Sewer Collections PROFESSIONAL & TECH	5,081.32	29,332.05	65,000.00	35,667.95	45.13%
610-533 Sewer Collections EDUCATION	735.00	250.00	15,000.00	14,750.00	1.67%
610-535 Sewer Collections OTHER	438.77	1,163.16	0.00	(1,163.16)	0.00%
610-546 Sewer Collections SPEC DEPT SUP	16,421.96	5,456.78	24,000.00	18,543.22	22.74%
610-547 Sewer Collection VECHICLE LEASE PAYMENT	0.00	0.00	45,000.00	45,000.00	0.00%
<b>Total Sewer Collection</b>	<b>313,637.14</b>	<b>250,557.03</b>	<b>486,856.00</b>	<b>236,298.97</b>	<b>51.46%</b>
<b>Depreciation expense</b>					
410-800 Depn expense Sewer	27,259.04	0.00	0.00	0.00	0.00%
600-669 Sewer DEPRECIATION	711,100.08	599,082.66	450,000.00	(149,082.66)	133.13%
<b>Total Depreciation expense</b>	<b>738,359.12</b>	<b>599,082.66</b>	<b>450,000.00</b>	<b>(149,082.66)</b>	<b>133.13%</b>
<b>Total Operating expense</b>	<b>2,765,170.42</b>	<b>1,803,617.88</b>	<b>2,733,769.00</b>	<b>930,151.12</b>	<b>65.98%</b>
<b>Total Income From Operations:</b>	<b>321,808.09</b>	<b>670,997.71</b>	<b>285,725.00</b>	<b>(385,272.71)</b>	<b>234.84%</b>
<b>Non-Operating Items:</b>					
<b>Non-operating income</b>					
361-300 Sewer INTEREST INCOME	18,980.36	12,760.84	20,000.00	7,239.16	63.80%

**MOAB CITY CORPORATION**  
**Standard Financial Report**  
**52 Sewer Fund - 01/01/2026 to 03/31/2026**  
**75.00% of the fiscal year has expired**

	2025 Year End Actual	2026 YTD Actual	2026 Budget	Unearned/ Unexpended	% Earned/ Expended
361-305 SJPSSD SEWER IMPACT FEES	15,404.04	13,478.54	70,000.00	56,521.46	19.26%
361-309 GWSSA SEWER IMPACT FEES	138,806.48	243,497.80	150,000.00	(93,497.80)	162.33%
361-310 SEWER IMPACT FEE INTEREST	41,531.51	14,070.96	25,000.00	10,929.04	56.28%
361-311 SEWER IMPACT FEES	60,359.94	74,177.04	50,000.00	(24,177.04)	148.35%
361-313 SEWER IMPACT FEE FINANCE INTER	2,125.74	1,185.77	2,000.00	814.23	59.29%
361-315 SVWSID CAPITAL ANNUAL CONTRIBU	102,207.00	102,207.00	102,207.00	0.00	100.00%
<b>Total Non-operating income</b>	<b>379,415.07</b>	<b>461,377.95</b>	<b>419,207.00</b>	<b>(42,170.95)</b>	<b>110.06%</b>
<b>Non-operating expense</b>					
600-682 Sewer INTEREST ON SEWER BONDS	386,592.72	264,816.40	440,000.00	175,183.60	60.19%
600-693 Sewer Bad Debt Expense	0.00	0.00	0.00	0.00	0.00%
610-581 Sewer TRANSFER OUT TO DEBT SERVICE FU	12,392.00	0.00	13,000.00	13,000.00	0.00%
<b>Total Non-operating expense</b>	<b>398,984.72</b>	<b>264,816.40</b>	<b>453,000.00</b>	<b>188,183.60</b>	<b>58.46%</b>
<b>Total Non-Operating Items:</b>	<b>(19,569.65)</b>	<b>196,561.55</b>	<b>(33,793.00)</b>	<b>(230,354.55)</b>	<b>-581.66%</b>
<b>Total Income or Expense</b>	<b>302,238.44</b>	<b>867,559.26</b>	<b>251,932.00</b>	<b>(615,627.26)</b>	<b>344.36%</b>

FOR REVIEW ONLY

**MOAB CITY CORPORATION**  
**Standard Financial Report**  
**53 Stormwater Fund - 01/01/2026 to 03/31/2026**  
**75.00% of the fiscal year has expired**

	2025 Year End Actual	2026 YTD Actual	2026 Budget	Unearned/ Unexpended	% Earned/ Expended
<b>Income or Expense</b>					
<b>Income From Operations:</b>					
<b>Operating income</b>					
364-350 STORM WATER DRAINAGE FEE	688,637.22	523,704.68	703,398.00	179,693.32	74.45%
<b>Total Operating income</b>	<b>688,637.22</b>	<b>523,704.68</b>	<b>703,398.00</b>	<b>179,693.32</b>	<b>74.45%</b>
<b>Operating expense</b>					
<b>Operating</b>					
400-509 Storm wtr GENERAL FUND O/H	90,000.00	0.00	92,700.00	92,700.00	0.00%
400-510 Storm wtr SALARIES & WAGES	0.00	0.00	0.00	0.00	0.00%
400-513 Storm wtr EMPLOYEE BENEFITS	0.00	0.00	0.00	0.00	0.00%
400-530 Storm wtr FUEL	0.00	0.00	5,000.00	5,000.00	0.00%
400-531 Storm wtr PROFESSIONAL & TECH.	10,628.54	21,078.31	50,000.00	28,921.69	42.16%
400-546 Storm wtr SPECIAL DEPARTMENTAL	0.00	0.00	50,000.00	50,000.00	0.00%
400-695 Bad Debt Expense	0.00	0.00	0.00	0.00	0.00%
<b>Total Operating</b>	<b>100,628.54</b>	<b>21,078.31</b>	<b>197,700.00</b>	<b>176,621.69</b>	<b>10.66%</b>
<b>Depreciation expense</b>					
400-669 Storm wtr DEPRECIATION	368,304.46	159,716.58	375,000.00	215,283.42	42.59%
<b>Total Depreciation expense</b>	<b>368,304.46</b>	<b>159,716.58</b>	<b>375,000.00</b>	<b>215,283.42</b>	<b>42.59%</b>
<b>Total Operating expense</b>	<b>468,933.00</b>	<b>180,794.89</b>	<b>572,700.00</b>	<b>391,905.11</b>	<b>31.57%</b>
<b>Total Income From Operations:</b>	<b>219,704.22</b>	<b>342,909.79</b>	<b>130,698.00</b>	<b>(212,211.79)</b>	<b>262.37%</b>
<b>Non-Operating Items:</b>					
<b>Non-operating income</b>					
361-300 INTEREST INCOME	73,808.50	49,622.78	75,000.00	25,377.22	66.16%
361-311 STORMWATER IMPACT FEES	20,953.55	52,375.00	50,000.00	(2,375.00)	104.75%
391-310 TRANSFER FROM GENERAL FUND	0.00	0.00	50,000.00	50,000.00	0.00%
391-341 TRANSFER FROM CP FUND	0.00	0.00	0.00	0.00	0.00%
<b>Total Non-operating income</b>	<b>94,762.05</b>	<b>101,997.78</b>	<b>175,000.00</b>	<b>73,002.22</b>	<b>58.28%</b>
<b>Non-operating expense</b>					
400-581 Storm wtr TRANSFER TO DEBT SERVICE FUN	53,157.00	0.00	53,157.00	53,157.00	0.00%
400-583 Storm wtr TRANSFER TO VEHICLE FUND	0.00	0.00	50,000.00	50,000.00	0.00%
<b>Total Non-operating expense</b>	<b>53,157.00</b>	<b>0.00</b>	<b>103,157.00</b>	<b>103,157.00</b>	<b>0.00%</b>
<b>Total Non-Operating Items:</b>	<b>41,605.05</b>	<b>101,997.78</b>	<b>71,843.00</b>	<b>(30,154.78)</b>	<b>141.97%</b>
<b>Total Income or Expense</b>	<b>261,309.27</b>	<b>444,907.57</b>	<b>202,541.00</b>	<b>(242,366.57)</b>	<b>219.66%</b>

FOR REVIEW ONLY

**MOAB CITY CORPORATION**  
**Standard Financial Report**  
**55 Parking and Transit Fund - 01/01/2026 to 03/31/2026**  
**75.00% of the fiscal year has expired**

	2025 Year End Actual	2026 YTD Actual	2026 Budget	Unearned/ Unexpended	% Earned/ Expended
<b>Change In Net Position</b>					
<b>Revenue:</b>					
<b>Intergovernmental revenue</b>					
362-310 UDOT Hotspot Contribution	535,476.19	0.00	300,000.00	300,000.00	0.00%
362-320 Grand County Contribution	100,000.00	50,000.00	100,000.00	50,000.00	50.00%
362-330 Federal Transit Authority Cont	0.00	0.00	340,930.00	340,930.00	0.00%
<b>Total Intergovernmental revenue</b>	<b>635,476.19</b>	<b>50,000.00</b>	<b>740,930.00</b>	<b>690,930.00</b>	<b>6.75%</b>
<b>Transfers in</b>					
332-310 CONTRIBUTION FROM GENERAL FUND	270,000.00	0.00	0.00	0.00	0.00%
<b>Total Transfers in</b>	<b>270,000.00</b>	<b>0.00</b>	<b>0.00</b>	<b>0.00</b>	<b>0.00%</b>
<b>Total Revenue:</b>	<b>905,476.19</b>	<b>50,000.00</b>	<b>740,930.00</b>	<b>690,930.00</b>	<b>6.75%</b>
<b>Expenditures:</b>					
<b>Miscellaneous</b>					
400-509 Transit GENERAL FUND O/H	0.00	0.00	51,500.00	51,500.00	0.00%
400-510 Transit SALARIES & WAGES	0.00	0.00	0.00	0.00	0.00%
400-513 Transit EMPLOYEE BENEFITS	0.00	0.00	0.00	0.00	0.00%
400-515 Transit OVERTIME	0.00	0.00	0.00	0.00	0.00%
400-531 Transit Professional & Tech	0.00	0.00	1,000.00	1,000.00	0.00%
400-532 Transit Operator Contract	713,729.51	165,123.81	660,000.00	494,876.19	25.02%
400-534 Marketing and Branding	0.00	0.00	2,000.00	2,000.00	0.00%
400-675 Transit Special Projects	0.00	0.00	10,000.00	10,000.00	0.00%
<b>Total Miscellaneous</b>	<b>713,729.51</b>	<b>165,123.81</b>	<b>724,500.00</b>	<b>559,376.19</b>	<b>22.79%</b>
<b>Total Expenditures:</b>	<b>713,729.51</b>	<b>165,123.81</b>	<b>724,500.00</b>	<b>559,376.19</b>	<b>22.79%</b>
<b>Total Change In Net Position</b>	<b>191,746.68</b>	<b>(115,123.81)</b>	<b>16,430.00</b>	<b>131,553.81</b>	<b>-700.69%</b>

FOR REVIEW ONLY

**MOAB CITY CORPORATION**  
**Standard Financial Report**  
**60 Vehicle Fund - 01/01/2026 to 03/31/2026**  
**75.00% of the fiscal year has expired**

	2025 Year End Actual	2026 YTD Actual	2026 Budget	Unearned/ Unexpended	% Earned/ Expended
<b>Change In Net Position</b>					
<b>Revenue:</b>					
<b>Miscellaneous revenue</b>					
392-331 PROCEEDS FROM VEHICLE SURPLUS SALE	0.00	54,250.00	92,000.00	37,750.00	58.97%
<b>Total Miscellaneous revenue</b>	<b>0.00</b>	<b>54,250.00</b>	<b>92,000.00</b>	<b>37,750.00</b>	<b>58.97%</b>
<b>Transfers in</b>					
392-325 TRANSFER FROM CIP	0.00	0.00	450,000.00	450,000.00	0.00%
392-326 TRANSFER FROM GENERAL FUND	0.00	0.00	25,000.00	25,000.00	0.00%
<b>Total Transfers in</b>	<b>0.00</b>	<b>0.00</b>	<b>475,000.00</b>	<b>475,000.00</b>	<b>0.00%</b>
<b>Total Revenue:</b>	<b>0.00</b>	<b>54,250.00</b>	<b>567,000.00</b>	<b>512,750.00</b>	<b>9.57%</b>
<b>Expenditures:</b>					
<b>General Government</b>					
<b>Administrative Services Department</b>					
<b>Administration</b>					
414-569 ADMIN LEASE PAYMENT	0.00	9,228.42	8,500.00	(728.42)	108.57%
<b>Total Administration</b>	<b>0.00</b>	<b>9,228.42</b>	<b>8,500.00</b>	<b>(728.42)</b>	<b>108.57%</b>
<b>General</b>					
414-570 GENERAL CITY VEHICLES	0.00	2,203.83	50,000.00	47,796.17	4.41%
<b>Total General</b>	<b>0.00</b>	<b>2,203.83</b>	<b>50,000.00</b>	<b>47,796.17</b>	<b>4.41%</b>
<b>Total Administrative Services Department</b>	<b>0.00</b>	<b>11,432.25</b>	<b>58,500.00</b>	<b>47,067.75</b>	<b>19.54%</b>
<b>Community Development Department</b>					
<b>CDD Admin</b>					
446-569 CDD ADMIN LEASE PAYMENT	0.00	9,171.25	8,500.00	(671.25)	107.90%
<b>Total CDD Admin</b>	<b>0.00</b>	<b>9,171.25</b>	<b>8,500.00</b>	<b>(671.25)</b>	<b>107.90%</b>
<b>Inspection</b>					
424-569 BUILDING LEASE PAYMENT	0.00	0.00	17,000.00	17,000.00	0.00%
<b>Total Inspection</b>	<b>0.00</b>	<b>0.00</b>	<b>17,000.00</b>	<b>17,000.00</b>	<b>0.00%</b>
<b>Engineering</b>					
419-569 ENGINEERING LEASE PAYMENT	0.00	0.00	17,000.00	17,000.00	0.00%
<b>Total Engineering</b>	<b>0.00</b>	<b>0.00</b>	<b>17,000.00</b>	<b>17,000.00</b>	<b>0.00%</b>
<b>Total Community Development Department</b>	<b>0.00</b>	<b>9,171.25</b>	<b>42,500.00</b>	<b>33,328.75</b>	<b>21.58%</b>
<b>Total General Government</b>	<b>0.00</b>	<b>20,603.50</b>	<b>101,000.00</b>	<b>80,396.50</b>	<b>20.40%</b>
<b>Public safety</b>					
<b>Police</b>					
421-569 POLICE LEASE PAYMENT	0.00	95,514.35	175,000.00	79,485.65	54.58%
421-570 POLICE EQUIPMENT PURCHASE	0.00	12,386.59	10,000.00	(2,386.59)	123.87%
421-571 POLICE UPFITTING PURCHASE	0.00	96,478.86	95,000.00	(1,478.86)	101.56%
<b>Total Police</b>	<b>0.00</b>	<b>204,379.80</b>	<b>280,000.00</b>	<b>75,620.20</b>	<b>72.99%</b>
<b>Total Public safety</b>	<b>0.00</b>	<b>204,379.80</b>	<b>280,000.00</b>	<b>75,620.20</b>	<b>72.99%</b>
<b>Parks and public property</b>					
<b>Parks O&amp;M</b>					
451-570 PARKS EQUIPMENT PURCHASE	0.00	26,755.53	31,500.00	4,744.47	84.94%
<b>Total Parks O&amp;M</b>	<b>0.00</b>	<b>26,755.53</b>	<b>31,500.00</b>	<b>4,744.47</b>	<b>84.94%</b>
<b>Total Parks and public property</b>	<b>0.00</b>	<b>26,755.53</b>	<b>31,500.00</b>	<b>4,744.47</b>	<b>84.94%</b>
<b>Parks &amp; Recreation</b>					
<b>Recreation Admin</b>					
640-569 PRT LEASE PAYMENT	0.00	7,862.65	8,500.00	637.35	92.50%
640-570 PRT EQUIPMENT PURCHASE	0.00	30,737.00	35,000.00	4,263.00	87.82%
<b>Total Recreation Admin</b>	<b>0.00</b>	<b>38,599.65</b>	<b>43,500.00</b>	<b>4,900.35</b>	<b>88.73%</b>
<b>Total Parks &amp; Recreation</b>	<b>0.00</b>	<b>38,599.65</b>	<b>43,500.00</b>	<b>4,900.35</b>	<b>88.73%</b>
<b>Total Expenditures:</b>	<b>0.00</b>	<b>290,338.48</b>	<b>456,000.00</b>	<b>165,661.52</b>	<b>63.67%</b>
<b>Total Change In Net Position</b>	<b>0.00</b>	<b>(236,088.48)</b>	<b>111,000.00</b>	<b>347,088.48</b>	<b>-212.69%</b>

**MOAB CITY COUNCIL MINUTES--DRAFT**  
**REGULAR MEETING**  
**April 14, 2026**

***Regular Meeting Attendance and Call to Order:***

Moab City Council held its Regular Meeting on the above date in Council Chambers. Archived audio is at [www.utah.gov/pmn](http://www.utah.gov/pmn) and video is at [www.youtube.com/watch?v=XLokpAoIn-I](https://www.youtube.com/watch?v=XLokpAoIn-I). Mayor Joette Langanese called the meeting to order at 5:32 p.m. Councilmembers Jason Taylor, Tawny Knutson-Boyd, Kaitlin Myers, Colin Topper and Miles Loftin attended. Also in attendance were City Manager Michael Black, Recorder Sommar Johnson, Strategic Initiatives and Sustainability Director Alexi Lamm, Human Resources Director Dani Guerrero, Police Chief Lex Bell, Community Development Director Cory Shurtleff (via electronic means), Public Works Director Levi Jones, Utilities Director Obe Tejada, Assistant Police Chief James Blanton, Jr., Associate Planner Johanna Blanco, Human Resources Generalist Kerri Kirk, Recreation, Parks and Trails Director Patrick Trim, Treasurer Marcy Mason, Sustainability and Grant Coordinator Val Villeux, Attorney Nathan Bracken and two members of the public. Councilmember Myers led the Pledge of Allegiance.

***Agenda Amendment:***

Councilmember Loftin moved to amend the order of the agenda, placing the public hearing and consideration of adoption of the tentative budget after consideration of the pay plan schedule, salaries for elected and executive officials, and the master fee schedule. Councilmember Topper seconded the motion. The motion passed unanimously.

***Fiscal Year (FY) 2026/2027 Budget Workshop:***

City Manager Black, Human Resources Director Guerrero and Recreation, Parks and Trails Director Trim presented the proposed budget for the recreation, parks and trails department. Topics discussed included deferred maintenance of the Center Street Gym and the recreation center, reclassification of certain arts expenses to the Recreation Arts and Parks (RAP) fund, and procurement of recreational swimming pool equipment. Councilmember Myers asked about criteria for including items in the capital improvements projects (CIP) fund rather than the general maintenance budget. She also asked about consolidation of recreational sports and activities line items into one item. The Community Contributions fund was discussed as recommended by the RAP Technical Advisory Committee (TAC).

Public Works Director Jones and Utilities Director Tejada, along with City Manager Black, presented the CIP budget proposal. Councilmember Myers reiterated that she recommends moving public art to the RAP fund. The Pack Creek footbridge project was discussed, and well as the prospect of using property tax revenues to bond for large CIP expenditures. The Spanish Trail water tank was mentioned. Mayor Langanese stated she had asked Senator John Curtis for federal funding for that expense. Stormwater mitigations, including the bridge on 300 South, and sewer improvements were discussed.

***Public Comments:***

McKay Edwards spoke about the upcoming County Commission vote on a request by the Steen family to rezone a large parcel of land on the ridgeline above the City from grazing to Resort Commercial. He stated the rezone would create a death star above the valley. He challenged the City to stand up in opposition to the rezone. He said the rezone would allow up to 1200 residential units requiring City water and sewer service in a development that might be four times the size of the Lions Back resort. He said the four-member majority of the Grand County Commission was poised to approve the rezone in one week. He reminded Council that the subject parcel was in the City's annexation declaration zone, and he said the applicants had stated that they do not care. Edwards warned Council that the proposed rezone would allow for twice the density of the Echo Canyon development, and he mentioned the luxury resort known as Amangiri as an example of a large-scale development built in rugged terrain. He said there was no need to rezone the parcel since the applicants have stated they only want to enable an expansion of the existing zip line concession and add a climbing wall and food truck. He said that once the parcel is rezoned it can never be undone and cited the rezone blunder in the 1990s that resulted in the Echo

Canyon project. He said that, just because the applicants have claimed that the property is not convenient for massive development, does not mean it will not happen. He said the community can never go back. He reported that the County Planning Commission had voted 5-2 in favor of the upzone but noted the opposition vote of one commissioner insisted there was a much less impactful rezone option. He concluded by stating the community had just celebrated a huge milestone in the decades-long clean up caused by the Steen family.

### ***Department Update:***

Strategic Initiatives & Sustainability Director Lamm and Sustainability and Grant Coordinator Villeux presented a timeline for the water conservation plan update. Water reduction programs including a leak detection project, public education for irrigation and water-wise landscaping and voluntary water conservation were described as being in the current plan. It was explained that a draft water conservation plan was due to the state by July 15, as required by law, and staff planned a public hearing and Council workshop in June. Councilmember Topper requested study of incentives to encourage gray water systems. Mayor Langianese asked about the level of the water table.

### ***Consent Agenda—Approved***

Councilmember Knutson-Boyd moved to approve the consent agenda, as follows: letter of support for essential air service, approval of minutes for the March 24, 2026, regular meeting and approval of bills against the City of Moab in the amount of \$746,274.59. Councilmember Taylor seconded the motion. The motion passed 5-0 with Councilmembers Topper, Taylor, Knutson-Boyd, Myers and Loftin voting aye.

### ***General Business:***

#### ***Recreation, Arts and Parks (RAP) Grant Funding—Approved***

***Presentation and Discussion:*** Recreation, Parks and Trails Director Trim presented the slate of grant awards for the City's community partners totaling \$85,000, as recommended by the RAP TAC. Trim explained the qualifying criteria for grant awards and considerations for the likelihood of success with partially funded proposals. Councilmember Topper praised the challenging work of the committee and explained some of the choices that were made. Councilmember Myers asked about the criteria for award and said she appreciated the program and the process. She encouraged the funding of public art.

***Motion and Vote:*** Councilmember Topper moved to approve RAP tax recommended projects and funding amounts for the 2026 cycle totaling \$85,000. Councilmember Myers seconded the motion. The motion passed 5-0 with Councilmembers Taylor, Knutson-Boyd, Topper, Myers and Loftin voting aye.

### ***Public Hearing for Pay Plan Schedules:***

Mayor Langianese opened a public hearing at 7:03 p.m. for proposed **Ordinance 2026-04**: an ordinance adopting the City of Moab pay plan schedules for fiscal year 2026-2027. Human Resources Director Guerrero stated the pay plan assumed a 2.8 percent Cost of Living Adjustment (COLA), she reminded Council about the salary freeze for highly compensated employees, and she answered Councilmember Taylor's question about the City's grade and step salary schedule. There were no public comments, and Mayor Langianese closed the public hearing at 7:05 p.m.

### ***Pay Plan Schedules For Fiscal Year 2026-2027—Approved***

***Motion and Vote:*** Councilmember Taylor moved to approve **Ordinance 2026-04**: an ordinance adopting the City of Moab pay plan schedules for fiscal year 2026-2027. Councilmember Topper seconded the motion. The motion passed 5-0 with Councilmembers Taylor, Knutson-Boyd, Topper, Myers and Loftin voting aye.

### ***Public Hearing for Elected and Executive Officials' Salaries:***

Mayor Langianese opened a public hearing at 7:07 p.m. regarding proposed **Ordinance 2026-05**: an ordinance adopting the City of Moab salary schedules for elected and executive officials for fiscal year 2026-2027. Human Resources Director Guerrero explained that State statute required an ordinance to establish salaries for elected officials and executive employees. She said the latter category was divided from elected officials because of a cost-cutting measure to freeze the salaries of several highly

compensated employees. There were no public comments, and Mayor Langianese closed the public hearing at 7:09 p.m.

### ***Adoption of Elected and Executive Officials' Salaries—Approved***

**Motion and Vote:** Councilmember Knutson-Boyd moved to approve **Ordinance 2026-05**: an ordinance adopting the City of Moab salary schedules for elected and executive officials for fiscal year 2026-2027. Councilmember Topper seconded the motion. The motion passed 5-0 with Councilmembers Taylor, Knutson-Boyd, Topper, Myers and Loftin voting aye.

### ***Public Hearing for Master Fee Schedule:***

Mayor Langianese opened a public hearing at 7:10 p.m. regarding proposed **Ordinance 2026-06**: an ordinance amending Title 3 of the Moab Municipal Code to update Chapter 3.50, master fee schedule and modifying certain fees and rates charged by the City. Treasurer Mason explained the master fee schedule may be updated at any time. She said new state regulations would result in upcoming fee changes for the planning department, which would be presented for approval later. Councilmember Myers asked about increased fees for recreation, and it was explained the fees offset costs for items such as uniforms. Councilmember Taylor asked about equipment for rent from the Moab Arts and Recreation Center (MARC), such as a button maker and a sewing machine. There were no public comments, and Mayor Langianese closed the public hearing at 7:13 p.m.

### ***Adoption of Master Fee Schedule—Approved***

**Motion and Vote:** Councilmember Taylor moved to approve **Ordinance 2026-06** without modifications. Councilmember Loftin seconded the motion. The motion passed 5-0 with Councilmembers Taylor, Knutson-Boyd, Topper, Myers and Loftin voting aye.

### ***Public Hearing Regarding the Tentative Budget:***

Mayor Langianese opened a public hearing at 7:15 for proposed **Resolution 03-2026**: a resolution adopting the tentative budget for fiscal year 2026-2027. City Manager Black and Human Resources Director Guerrero presented the tentative budget. It was explained that State statute requires approval of a tentative budget as part of the public process. Guerrero reiterated the proposed 2.8 percent COLA, based on the percentage established by the Social Security Administration. After commenting on budget divisions and projects, Black stated the overall budget request reflected a 4.7 percent increase over the prior fiscal year. He said the municipal tax revenues were projected to grow by 3.55 percent. He reviewed the timeline for public comment and proposed final approval of the budget by May 12. Councilmember Myers commented on the difference between budget growth and revenue growth and recommended an overall trimming of expenditures. She mentioned Line of Duty pay for consideration. She said she appreciated all the work by staff to prepare the budget. City Manager Black explained the overall revenues were supplemented by grants and fees, meaning revenues were projected to be up by 5.5 percent. There were no public comments, and Mayor Langianese closed the public hearing at 7:34 p.m.

### ***Adoption of Tentative Budget for Fiscal Year 2026-2027—Approved***

**Motion and Vote:** Councilmember Loftin moved to approve **Resolution 03-2026** adopting the tentative budget for fiscal year 2026-2027. Councilmember Topper seconded the motion. The motion passed 5-0 with Councilmembers Taylor, Knutson-Boyd, Topper, Myers and Loftin voting aye.

### ***Sidewalk, Curbs, and Gutters Code Amendment—Approved***

**Presentation and Discussion:** Associate Planner Blanco presented a proposed amendment to the City code regarding construction of sidewalk, curbs, and gutters. She said there were new tiers of exception for the requirement: a fee-in-lieu option and a total exception. She also said the proposed amendment would change the approval from City Council to the City Manager. She said the Planning Commission approved the code amendment with minor changes to the wording of the amendment. Councilmember Myers asked about the change to the City Manager as the authority. City Manager Black explained the exception decision is administrative in nature so a developer would either meet the criteria

or not. He spoke about scenarios that would trigger the exemptions, including discontinuous sidewalks or unpaved roads where no neighbors had ever been required to develop sidewalks and curbs. Attorney Bracken brought up recent State legislation intended to reduce the City Council's authority regarding land use issues. Councilmember Myers recommended having the Planning Commission as the authority.

**Motion and Vote:** Councilmember Knutson-Boyd moved to approve **Ordinance 2026-07**, an ordinance amending the text of the Moab Municipal Code Section 17.08.060 to update the process by which the city grants exceptions to its requirements governing the construction of sidewalk, curbs, and gutters. Councilmember Loftin seconded the motion. The motion passed 4-1 with Councilmembers Taylor, Knutson-Boyd, Topper and Loftin voting aye and Councilmember Myers voting nay.

### ***City Manager Updates:***

City Manager Black reported on the Uranium Mill Tailings Remediation Act (UMTRA) celebration. He said the budget process was moving smoothly and indicated his interest in hiring a financial director. He mentioned the Mill Creek stormwater project planned an upcoming open house.

### ***Mayor and Council Reports:***

**Councilmember Taylor** reported he attended an open house at the family support center, an airport board meeting, and the UMTRA celebration. He said he also attended a Travel Council meeting and appreciated the recent Jeep Safari. He said town was busy, yet the event was low key.

**Councilmember Knutson-Boyd** reported she attended the sold-out museum gala, the UMTRA celebration and a meeting of the Canyonlands Health Care Special Service District.

**Councilmember Topper** reported he attended the UMTRA celebration and thanked Mayor Langianese for her years of work on the project. He reported the recent Spring Spruce-Up was a success, with 90 volunteers conducting service projects. He said he attended a TrailMix meeting and remains committed to working on parkway safety and e-bike speed enforcement.

**Councilmember Myers** reported she attended a housing task force meeting and brought up a Community Rebuilds open house. She said she participated in a radio show on KZMU about housing. Myers concluded by stating she attended a meeting of the homeless council and attended the UMTRA event.

**Councilmember Loftin** extended congratulations to the Mayor regarding UMTRA. He said he attended a Planning Commission meeting and said the Commission had a lengthy discussion regarding the C-2 zone and briefed Council on proposed changes to the code.

**Mayor Langianese** reported she attended meetings of the Southeastern Regional Development Agency (SERDA) regarding senior services and a meeting with the former Mayor, the police chief and the City Manager regarding in-town speed limits. She said she met with the County Commission Chair, attended the UMTRA celebration, and went to a workshop regarding the proposed Arches National Park shuttle. She also mentioned upcoming workshops of the Utah League of Cities and Towns.

### **Executive (Closed) Session**

Councilmember Loftin moved to enter an executive strategy session to discuss reasonably imminent and/or pending litigation, to discuss the sale of real property, and/or to discuss the purchase, exchange, or lease of real property. Councilmember Topper seconded the motion. The motion passed unanimously. Mayor Langianese convened the closed session at 8:18 p.m. Councilmember Loftin moved to end the closed session. Councilmember Topper seconded the motion. The motion passed unanimously. Mayor Langianese ended the closed session at 9:19 p.m.

### ***Adjournment:***

Councilmember Taylor moved to adjourn the meeting. Councilmember Myers seconded the motion. The motion passed unanimously. The Mayor adjourned the meeting at 9:19 p.m.

APPROVED: \_\_\_\_\_  
Joette Langianese, Mayor

ATTEST: \_\_\_\_\_  
Sommar Johnson, City Recorder

**MOAB CITY COUNCIL MINUTES--DRAFT**  
**SPECIAL MEETING**  
**April 17, 2026**

***Special Meeting Attendance:***

Moab City Council held a Special Joint Meeting with the Grand County Commission on the above date in City Council Chambers. Archived video is at [www.youtube.com/watch?v=zwGwYCTjdGU](http://www.youtube.com/watch?v=zwGwYCTjdGU) and audio is at [www.utah.gov/pmn](http://www.utah.gov/pmn). Commission Chair Melodie McCandless called the meeting to order at 12:30 p.m. Councilmembers Kaitlin Myers, Jason Taylor, Colin Topper, Miles Loftin and Tawny Knuteson-Boyd attended, as well as County Commissioners Trish Hedin, Mary McGann, Jacques Hadler, Bill Winfield, Mike McCurdy, Melodie McCandless and Brian Martinez. Also in attendance were City and County staff and nine members of the public.

***Uranium Mill Tailings Remediation Act (UMTRA) Site Futures*** – Mary McGann and Saxon Sharpe presented a recap of the several years of the site future visioning process. McGann stated that all the tailings had been removed from the site. Sharpe explained the principles of the collaborative process for planning the future of the site, including property ownership transfer, site constraints, and upcoming milestones. Mayor Langianese said local authorities should act quickly once ownership is transferred to Grand County. Legacy management, rail service, pipelines, and intergovernmental cooperation regarding grant funding and having a tiered approach to “shovel-ready projects” were discussed.

***Main Street Sidewalk Installation from Liquor Store to City Limits*** – Mayor Langianese introduced the need for a sidewalk along for foot traffic to access the new liquor store. City Manager Black briefed the group on the need for the 675-foot sidewalk, with an estimated cost of \$75,000. Representatives from the Utah Department of Transportation (UDOT) attended the meeting. Division of effort, including design, curb and gutter, and more, were discussed.

***Economic Development*** – Mayor Langianese briefed the group on senior services as a tool of economic development. She said 20 percent of the population of Grand County is fifty-five or older. Langianese introduced efforts to create a master plan for the Moab Area Project for Seniors (MAPS) and future senior housing. She spoke about various parcels in the vicinity of the hospital campus to be explored for future use for senior housing and other residential uses. McCandless spoke about the lengthy wait list at the care center and the need for policy to ensure residents can access the senior services, and the area’s Council on Aging was brought up, as well as a public engagement survey available on the Ad-Vertiser website.

***Downtown Master Plan*** – City Manager Black introduced the City’s effort to update the downtown master plan. He spoke about various elements of the downtown and the planning effort and described next steps. Collaboration with the County was brought up, along with efforts to involve stakeholders in the process of updating the master plan and adjacent plans such as the MAPS master plan. Active Transportation trails and parkways were mentioned.

***Golf Course Discussion*** – Mayor Langianese introduced a discussion regarding the management of the golf course, including the golf course lease, capital needs for the maintenance of the course, and the importance of the course for the tourist economy.

***City/County Water Conservation Plan*** – Martinez and Loftin spoke about various water conservation programs in the County and City and provided information about drought conditions in the region.

Mayor Langianese adjourned the meeting at 2:13 p.m.

APPROVED: \_\_\_\_\_ ATTEST: \_\_\_\_\_  
Joette Langianese, Mayor Sommar Johnson, City Recorder

**MOAB CITY CORPORATION**  
**Disbursement Listing**  
**MACU Checking - 04/16/2026 to 04/22/2026**

<u>Payee Name</u>	<u>Reference Number</u>	<u>Payment Date</u>	<u>Payment Amount</u>	<u>Void Date</u>	<u>Void Amount</u>	<u>Source</u>
AMAZON CAPITAL SERVICES	279911	04/22/2026	\$8,446.26			Purchasing
Bastian, Wyatt	279912	04/22/2026	\$152.00			Purchasing
Black, Michael	279907	04/16/2026	\$204.00			Purchasing
Blanton Jr., James	279913	04/22/2026	\$663.00			Purchasing
BOWEN COLLINS & ASSOCIATES INC.	279914	04/22/2026	\$8,925.25			Purchasing
CANYONLANDS AUTO & MINING SUP	279915	04/22/2026	\$116.91			Purchasing
CANYONLANDS JEEP ADVENTURES L	279916	04/22/2026	\$200.00			Purchasing
Chappell, Timothy	279917	04/22/2026	\$241.38			Purchasing
CHEMTECH-FORD LLC	279918	04/22/2026	\$423.00			Purchasing
DESERT WEST OFFICE SUPPLY	279919	04/22/2026	\$84.00			Purchasing
EMPIRE WEST ENTERPRISES LLC.	279920	04/22/2026	\$208.44			Purchasing
FIRST RESPONDERS FIRST,LLC	279921	04/22/2026	\$325.00			Purchasing
GRAINGER	279922	04/22/2026	\$550.81			Purchasing
HANSEN ALLEN & LUCE INC	279923	04/22/2026	\$11,548.64			Purchasing
KILGORE COMPANIES LLC	279924	04/22/2026	\$131.34			Purchasing
KIMBALL MIDWEST	279925	04/22/2026	\$437.65			Purchasing
Langianese, Joette	279908	04/16/2026	\$204.00			Purchasing
LAWSON PRODUCTS INC.	279926	04/22/2026	\$1,792.32			Purchasing
Matzen, Mark	279927	04/22/2026	\$241.38			Purchasing
MOAB MAILING CENTER	279928	04/22/2026	\$15.92			Purchasing
Myers, Kaitlin	279909	04/16/2026	\$695.55			Purchasing
PACKARD WHOLESALE	279929	04/22/2026	\$1,080.61			Purchasing
Perna, Steven	279930	04/22/2026	\$152.00			Purchasing
PERSONNEL SAFETY ENTERPRISES	279931	04/22/2026	\$1,336.80			Purchasing
PIPE DREAM LLC	279932	04/22/2026	\$595.00			Purchasing
REVCO LEASING COMPANY	279933	04/22/2026	\$48.10			Purchasing
RIVERSIDE PLUMBING & HEATING	279934	04/22/2026	\$294.65			Purchasing
ROCKY MOUNTAIN POWER	279935	04/22/2026	\$66.79			Purchasing
SCOOTER'S TOOLS LLC	279936	04/22/2026	\$591.17			Purchasing
STANDARD PLUMBING SUPPLY CO.	279937	04/22/2026	\$44.94			Purchasing
Stott, Trisha	279938	04/22/2026	\$152.00			Purchasing
T.W.S. CONSTRUCTION INCORPORAT	279939	04/22/2026	\$5,847.63			Purchasing
THATCHER COMPANY INC.	279940	04/22/2026	\$7,385.82			Purchasing
TPI PRODUCTIONZ LLC	279941	04/22/2026	\$180.00			Purchasing
TURNER LUMBER OF MOAB	279942	04/22/2026	\$19.98			Purchasing
UTAH DIVISION OF WATER RIGHTS	279943	04/22/2026	\$3,893.00			Purchasing
UTAH JAZZ	279944	04/22/2026	\$3,668.00			Purchasing
UTAH STATE DIVISION OF FINANCE	279910	04/22/2026	\$78,676.34			Purchasing
VERIZON WIRELESS	279945	04/22/2026	\$2,656.05			Purchasing
WALKER DRUG	279946	04/22/2026	\$9.58			Purchasing
WALKER'S TRUE VALUE HARDWARE	279947	04/22/2026	\$358.64			Purchasing
			<b>\$142,663.95</b>		<b>\$0.00</b>	

**MOAB CITY CORPORATION**  
**Disbursement Listing**  
**MACU Checking - 04/09/2026 to 04/15/2026**

<u>Payee Name</u>	<u>Reference Number</u>	<u>Payment Date</u>	<u>Payment Amount</u>	<u>Void Date</u>	<u>Void Amount</u>	<u>Source</u>
AD-VERTISER	279864	04/15/2026	\$832.50			Purchasing
AFFEKTIVE SOFTWARE LLC	279865	04/15/2026	\$236.06			Purchasing
AMAZON CAPITAL SERVICES	279866	04/15/2026	\$1,109.55			Purchasing
BLUE STAKES OF UTAH 811	279867	04/15/2026	\$107.52			Purchasing
CANYONLANDS ADVERTISING	279868	04/15/2026	\$350.00			Purchasing
CANYONLANDS AUTO & MINING SUP	279869	04/15/2026	\$97.76			Purchasing
CANYONLANDS COPY CENTER	279870	04/15/2026	\$1,431.76			Purchasing
CHEMTECH-FORD LLC	279871	04/15/2026	\$1,979.00			Purchasing
CIVIL SCIENCE INFRASTRUCTURE IN	279872	04/15/2026	\$7,955.00			Purchasing
CUSTOMER REFUNDS	279873	04/15/2026	\$43,920.00			Purchasing
DESERT WEST OFFICE SUPPLY	279874	04/15/2026	\$180.33			Purchasing
DUFFORD,WALDECK, MILBURN & KR	279875	04/15/2026	\$463.23			Purchasing
EXPEDIA POWER INC.	279876	04/15/2026	\$76,402.07			Purchasing
Finlayson, Scott	279877	04/15/2026	\$454.74			Purchasing
FIRE TEAM SECURITY, INC.	279878	04/15/2026	\$480.00			Purchasing
Hazleton, Calvin	279879	04/15/2026	\$152.00			Purchasing
HYDROCORP, LLC	279880	04/15/2026	\$1,609.38			Purchasing
KILGORE COMPANIES LLC	279881	04/15/2026	\$44.60			Purchasing
KIMLEY-HORN AND ASSOCIATES INC.	279882	04/15/2026	\$34,948.44			Purchasing
KUSTOM SIGNALS INC	279883	04/15/2026	\$24,785.49			Purchasing
MOAB MAILING CENTER	279884	04/15/2026	\$42.20			Purchasing
MOAB SUN NEWS	279885	04/15/2026	\$270.00			Purchasing
MOUNTAINLAND SUPPLY	279886	04/15/2026	\$1,837.44			Purchasing
ODP BUSINESS SOLUTIONS, LLC	279887	04/15/2026	\$81.34			Purchasing
PACKARD WHOLESALE	279888	04/15/2026	\$1,877.40			Purchasing
POWERDMS INC	279889	04/15/2026	\$3,499.67			Purchasing
PREMIER VEHICLE INSTALLATION	279890	04/15/2026	\$408.90			Purchasing
PROFESSIONAL DOCUMENT SOLUTI	279891	04/15/2026	\$52.16			Purchasing
PROVELOCITY	279892	04/15/2026	\$5,130.00			Purchasing
RIVERSIDE PLUMBING & HEATING	279893	04/15/2026	\$389.00			Purchasing
SALT LAKE WHOLESALE SPORTS	279894	04/15/2026	\$1,836.00			Purchasing
SMITH HARTVIGSEN PLLC	279895	04/15/2026	\$18,461.00			Purchasing
SOLID WASTE SPECIAL SERVICE DIS	279896	04/15/2026	\$20,115.70			Purchasing
SOUTHEASTERN UTAH DISTRICT HE	279897	04/15/2026	\$300.00			Purchasing
STANDARD PLUMBING SUPPLY CO.	279898	04/15/2026	\$358.47			Purchasing
THE MOAB TIMES-INDEPENDENT	279899	04/15/2026	\$180.00			Purchasing
TURNER LUMBER OF MOAB	279900	04/15/2026	\$87.93			Purchasing
USABBLUEBOOK	279901	04/15/2026	\$200.45			Purchasing
UTAH LOCAL GOVERNMENTS TRUST	20260415	04/15/2026	\$8,601.35			Purchasing
WALKER DRUG	279902	04/15/2026	\$6.48			Purchasing
WALKER'S TRUE VALUE HARDWARE	279903	04/15/2026	\$1,210.29			Purchasing
WESTERN IMPLEMENT CO INC	279904	04/15/2026	\$71.98			Purchasing
ZIONS BANK PUBLIC FINANCIAL SER	279905	04/15/2026	\$500.00			Purchasing
ZUNICH BROS. MECHANICAL LLC	279906	04/15/2026	\$1,300.00			Purchasing
			<b>\$264,357.19</b>		<b>\$0.00</b>	



**TITLE:** Consideration of Moab City Council Ordinance 2026-09, an Ordinance of City of Moab Enacting Chapter 9.44 of the Moab Municipal Code, Community Clean Energy Program

**DISPOSITION:** Discussion and possible action

**PRESENTER:** Alexi Lamm, Strategic Initiatives & Sustainability Director

**ATTACHMENTS:**

Exhibit 1- Community Clean Energy Program Ordinance No. 2026-09

Exhibit 2- Community Clean Energy Program Code (Exhibit A of Ordinance 2026-09)

Exhibit 3- Summary of the Community Clean Energy Program Process

**RECOMMENDED MOTION:** I move to approve Moab City Council Ordinance 2026-09, an Ordinance of City of Moab Enacting Chapter 9.44 of the Moab Municipal Code, Community Clean Energy Program

**OTHER OPTIONS:** Table action to a later meeting with specific direction to City Staff as to additional information needed to make a decision, or deny Moab Ordinance 2026-09, giving specific findings for the decision.

---

**SUMMARY:**

The Utah Community Renewable Energy Act (Utah Code § 54-17-901 to § 54-17-909), renamed the Community Clean Energy Act in 2024, created a pathway for communities to work together with Rocky Mountain Power (RMP) to establish what is known as the Utah Renewable Communities (URC) program. Since then, participating communities have met the requirements and designed a program to provide net-100% clean electricity. The Public Service Commission (PSC) approved the Community Clean Energy Program with modifications in March, opening a 90-day adoption window. Moab and other participating communities have until June 2, 2026, to decide whether to adopt the Program Ordinance (Exhibits 1 and 2) and enact the program.

If Moab adopts the Ordinance, nearly all Rocky Mountain Power customers in the city would be automatically enrolled, with the option to opt out. Participating customers would see a new line item on their bill to support investment in clean energy. The PSC established an initial residential rate of \$4 per month, including the low-income program surcharge. Income-qualified customers enrolled in applicable bill assistance would receive a bill credit that makes participation free. Non-residential customers would pay a volumetric rate approved by the PSC.

If adopted, the program is still months from launch. Customer notices will begin after RMP's startup activities are completed, and the new bill line item is estimated to begin in early 2027. All URC power resources are or will be part of the PacifiCorp grid managed by RMP's parent company, and participants will remain RMP customers. RMP will continue to provide reliable power to all customers. Details on the program and termination fees are included in Exhibit 3.



**RELEVANT LAWS, STUDIES & PLANS:**

General Plan, Element 2, Goals 1, 3, and 6: Energy and Resource Conservation  
Moab Sustainability Action Plan: Energy and Buildings  
Moab Resolutions 13-2017, 38-2019, 17-2021  
Utah Code §54-17-901 to §54-17-909

**RESPONSIBLE DEPARTMENT:**

Administration: Strategic Initiatives & Sustainability

**FINANCIAL IMPACT:**

Moab has already contributed \$8,547.96 to URC as an anchor community. If the City were to pass the Ordinance, Moab would also reimburse RMP for distributing two notices at the approximate cost of \$5,000. Participants in the program would cover future costs, including funding an ongoing low-income credit.

## EXHIBIT 2

### CHAPTER 9.44

#### COMMUNITY CLEAN ENERGY PROGRAM

##### **9.44.010 City Participation in Community Clean Energy Program**

A. The City hereby establishes its participation in the Community Clean Energy Program (“Program”) as approved by the Public Service Commission of Utah (“Commission”).

B. On March 4, 2026, the Commission issued an order in Docket No. 25-035-06 (“Commission Order”) approving the Program. The Commission Order is on file with the Commission. The Program’s rates, Rules, and requirements are governed by the Commission Order, and may be modified from time to time by subsequent Rules and orders adopted by the Commission. To the extent that the Commission Order or any subsequent rule or order adopted by the Commission contradicts any portion of this Title, the Commission order or rule or order adopted by the Commission shall govern.

C. Pursuant to Utah Code § 54-17-905(5), residential customers participating in the net metering program under Utah Code Title 54, Chapter 15, Net Metering of Electricity, Rocky Mountain Power Schedule 135, are not eligible to participate in the Program. All other retail electric customers of Rocky Mountain Power within the current and future boundaries of the City, including all residential, commercial, and industrial customers, are eligible to participate in the Program (“Eligible Customer”). Eligible Customers include rooftop solar customers on Rocky Mountain Power Schedules 136 and 137, which are compensated through an export credit rather than a net metering credit.

D. The Program shall be implemented on the date that RMP sends out the first Notices identified in Section 2, below (“Program Implementation Date”). Eligible Customers shall be enrolled in the Program if they receive the Notices and decline to opt out of participation in the Program by the date set forth in the Notices. Consistent with the Act and the Rules, the Notices shall be sent to each Eligible Customer before the commencement date that applies to each such customer (“Customer Commencement Date”), as set forth in the Rules.

##### **9.44.010 Customer Participation in Program**

A. Each Eligible Customer shall be automatically enrolled in the Program unless the customer opts out of the Program prior to the Customer Commencement Date.

B. As set forth in the Act and the Rules before any Eligible Customer becomes a participant in the Program, Rocky Mountain Power first shall deliver to each Eligible Customer certain notices (collectively, the “Notices”) containing content and in the form, manner, and delivery method as required by the Act and Rules and other orders and Rules.

C. Each Eligible Customer may elect not to participate in the Program and instead to pay applicable existing electric rates by giving notice to Rocky Mountain Power in the manner and within the time period set forth in the Notices.

1. Rocky Mountain Power shall provide a First Opt-Out Notice, separate from standard monthly bills to each Eligible Customer within the City, no earlier than sixty (60) days and no later than thirty (30) days before the Customer Commencement Date applicable to each customer. The First Opt-Out Notice shall, in all material respects, use the form and content of the First Opt-Out Notice as approved by the Commission.

2. Rocky Mountain Power shall provide a Second Opt-Out Notice, separate from standard monthly bills to each Eligible Customer within the City, at least fifteen (15) days after the First Opt-Out Notice was provided and at least seven (7) days before the Customer Commencement Date applicable to such customer. The Second Opt-Out Notice shall, in all material respects, use the form and content of the Second Opt-Out Notice as approved by the Commission.

3. Each Eligible Customer that receives the First Opt-Out Notice and the Second Opt-Out Notice as described herein and declines to opt out of the Program by the customer's Customer Commencement Date will be enrolled in the Program.

D. An Eligible Customer located within the City that is not enrolled in the Program may at any time elect to participate in the Program by providing notice to Rocky Mountain Power in the form and content approved by the Commission. Following such notice to opt in to the Program, the customer will be enrolled in the Program starting with the billing period following the notice in which it is reasonably practicable for Rocky Mountain Power to enroll such customer. The reasonably practicable billing period shall be based on when the notice was received from the customer and the customer's billing cycle. Following enrollment in the Program, the customer shall be subject to all Program requirements.

E. Customers enrolled in the Program may exit the Program by giving notice to Rocky Mountain Power.

### 9.44.30 Termination Fees

A. If a customer declines to opt out of the Program prior to the applicable Customer Commencement Date, but subsequently exits the Program, the exiting customer may be required to pay a termination fee, as set forth in this Section.

B. When applicable, the amount of the termination fee shall be based on the rate schedule of the exiting customer as approved by the Commission and may be modified from time to time by subsequent orders of the Commission.

- C. A Termination Fee shall not apply in the following circumstances:
1. Any customer that opts out of the Program within the “Cancellation Period” applicable to that customer, as defined in the Rules.
  2. Any customer that ceases to be an electric customer of Rocky Mountain Power;
  3. Any customer that moves to a new location that is not within the boundaries of a community that participates in the Program;
  4. Any customer that seeks protection through bankruptcy proceedings; or
  5. Any customer enrolled in Schedule 3 bill assistance (“Low-Income Lifeline Program”).

**9.44.040 Acquisition of Clean Energy Resources**

- A. For purposes of this section, “clean energy resource” shall have the definition set forth in the Act.
- B. Rocky Mountain Power may adopt or procure one or more clean energy resources to serve the needs and goals of the Program. The acquisition of any such clean energy resource must follow solicitation application and evaluation criteria approved by the Commission.
- C. Any clean energy resource adopted or procured by Rocky Mountain Power to serve the needs and goals of the Program must be approved by the Commission based on a finding the same is reasonable and in the public interest.
- D. The Commission shall determine the method of cost recovery for any clean energy resource acquired to meet Program needs and goals, and the Commission’s determination regarding cost recovery may affect Program rates.

**9.44.050 Program Rates and Rate Adjustment Filings**

- A. Program rates will be determined by the Commission.
- B. The initial Program rates were determined by the Commission in the Commission Order.
- C. Program rates may be adjusted by the Commission from time to time, consistent with the procedures approved by the Commission for adjusting Program rates.

**9.44.060 Utility Billing for Participating Customers**

- A. Rocky Mountain Power shall bill each Participating Customer on a monthly basis and shall:

1. Include information in its monthly bills to participating customers identifying the Program cost; and
2. Provide notice to participating customers of any change in rates for participation in the Program.

**9.44.070 City Participation in Program**

A. Through its membership in the Community Renewable Energy Agency, The City participated in the design and approval of the Program and shall participate in future decisions regarding clean energy resource solicitation, clean energy resource acquisition, and certain other Program issues.

B. Consistent with Utah Code § 54-17-903(2)(a), the City entered into an agreement with Rocky Mountain Power (“RMP”) regarding the facilitation of the Program (“Utility Agreement”). Pursuant to the Utility Agreement, the City:

1. Shall pay for the costs of third-party expertise contracted for in connection with the Program’s development and initial approval by the Commission;
2. Shall pay its proportional costs associated with RMP providing the Notices to the City’s customers as discussed in Section 2, above;
3. Termination charges not paid by a participating customer shall be included in participating customer rates and shall not be paid by the City; and
4. There shall be no initially proposed “Replaced Asset” as that term is defined by Utah Code § 54-17-902(15).

C. The City has already approved the appropriation of funds and has already paid those funds to the Agency for the Agency to make payments for the costs of third-party expertise contracted for in connection with the Program’s development and initial approval by the Commission pursuant to the Governance Agreement.

D. The City has approved the appropriation of funds to pay its proportional costs associated with RMP providing the Notices to the City’s customers as discussed in Section 2, above.

E. The City shall not be obligated to pay any costs of the Program other than those costs set forth herein and any costs that the City may bear as a utility customer that participates in the Program, if applicable.

# EXHIBIT 1

## CITY OF MOAB ORDINANCE NO. 2026-09

### AN ORDINANCE OF CITY OF MOAB ENACTING CHAPTER 9.44 OF THE MOAB MUNICIPAL CODE, COMMUNITY CLEAN ENERGY PROGRAM

#### *Preamble*

WHEREAS, in 2019, the Utah State Legislature enacted House Bill 411, codified at Utah Code Ann. §§ 54-17-901 to -909 (“Act”), titled the “Community Renewable Energy Act”; and

WHEREAS, in 2024, the Utah State Legislature enacted House Bill 241 and Senate Bill 214 which, collectively, renamed the Act the “Community Clean Energy Act” and amended certain provisions of the Act; and

WHEREAS, the Act authorizes the Utah Public Service Commission (“Commission”) to establish a program (“Program”) whereby towns, municipalities, and counties may cooperate with qualified utilities to provide electric energy for participating customers from clean energy resources; and

WHEREAS, the Act provides that a customer of a qualified utility may be served by the Program if the town, municipality, or county (“Community”) in which the customer resides satisfies certain requirements, including:

(a) the Community must enter into an agreement with a qualified utility (“Utility Agreement”):

(i) stipulating to the payment to the qualified utility of the costs of:

(A) third-party expertise contracted for by the Division of Public Utilities and the Office of Consumer Services, for assistance with activities associated with initial approval of the Program; and

(B) providing notice to the Community’s customers as provided in the Act;

(ii) determining the obligation for the payment of any termination charges under the Act that are not paid by a participating customer and not included in participating customer rates; and

(iii) identifying any initially proposed replaced asset;

(b) the Community must, within ninety (90) days after the date of the Commission’s order approving the Program, adopt a local ordinance that:

(i) establishes participation in the Program; and is consistent with the terms of the Utility Agreement; and

(c) the Community must comply with any other terms or conditions required by the

Commission; and

WHEREAS, the Act further authorizes the Commission to adopt administrative rules to implement the Act and the Commission has adopted such rules as set forth in Utah Administrative Code R746-314-101 through -402 (“Rules”); and

WHEREAS, the Rules require that a customer of a qualified utility may be served by the Program if, in addition to the requirements of the Act, the Community in which the customer resides also adopts an agreement (“Governance Agreement”) with other eligible Communities to establish a cooperative decision-making process for Program design, resource solicitation, resource acquisition, and other Program issues and provides a means of ensuring that eligible Communities and those that become participating Communities will be able to reach a single joint decision on any necessary Program issues; and

WHEREAS, consistent with the requirements of the Rules, City of Moab entered into an agreement with other eligible Communities entitled the Interlocal Cooperation Agreement Among Public Entities Regarding the Community Renewable Energy Program (“Governance Agreement”), thereby becoming a member of the Community Renewable Energy Agency (“Agency”), which endeavors to make certain joint decisions about the proposed Program on behalf of Communities as set forth in the Governance Agreement; and

WHEREAS, consistent with the requirements of the Act, City of Moab executed a Utility Agreement with Rocky Mountain Power, a qualified utility under the Act, on October 10, 2023, which addresses the issues required by the Act; and

WHEREAS, consistent with the requirements of the Act, on January 24, 2025, and June 4, 2025, Rocky Mountain Power filed an application with the Commission seeking approval of the Program and the Commission opened Docket No. 25-035-06 to consider the application; and

WHEREAS, consistent with the requirements of the Act, on March 4, 2026, the Commission issued an order in Docket No. 25-035-06 (“Commission Order”) approving the Program; and

WHEREAS, as contemplated in the Act, the Moab City Council desires to adopt this ordinance that satisfies the requirements of the Act; and

WHEREAS, Moab municipal government is responsible to promote the public health and safety of its residents, including access to clean air, clean water and a livable environment; and

WHEREAS, the Moab City Council finds that energy sources utilized by and within City of Moab therefore can impact public health, safety and welfare; and

WHEREAS, City of Moab and its residents identified environmental sustainability as a pillar through the *Moab – Tomorrow Together Vision & Strategic Action Plan*, which included embracing renewable energy;

WHEREAS, proximity to outdoor recreation is a key economic contributor to City of Moab and one which relies on preservation of the environment and protection of natural resources; and

WHEREAS, the Moab City Council believes that determining and undertaking further

actions designed to reduce fossil fuel dependence while appropriately balancing financial stewardship and promoting economic growth is an important component of safeguarding public health, safety and welfare; and

WHEREAS, the Moab City Council met in regular session on April 28<sup>th</sup>, 2026, to among other things, consider adopting the Program on behalf of City of Moab’s electric customers; and

**NOW, THEREFORE, BE IT ORDAINED BY THE LEGISLATIVE BODY OF CITY OF MOAB AS FOLLOWS:**

**Section 1. Adoption.** Moab Municipal Code, Chapter 9.44 Community Clean Energy Program, which is published as a code in book form, is adopted in accordance with Exhibit A herein, copies of which have been filed for use and examination in the Office of the Recorder (the “Community Clean Energy Program Ordinance”).

**Section 2. Savings Clause.** In the event one or more of the provisions of this Community Clean Energy Program Ordinance shall, for any reason, be held to be unenforceable or invalid in any respect under applicable laws, such unenforceability or invalidity shall not affect any other provision; and in such an event, this Community Clean Energy Program Ordinance shall be construed as if such unenforceable or invalid provision had never been contained herein.

**Section 3. Effective Date.** This Community Clean Energy Program Ordinance shall take effect immediately upon the date of its first publication.

PASSED AND ADOPTED by a majority of the City Council this 28<sup>th</sup> day of April, 2026.

MOAB CITY COUNCIL

\_\_\_\_\_  
By: Joette Langianese, Mayor

ATTEST

\_\_\_\_\_  
Sommar Johnson, Recorder

## EXHIBIT 3

# Summary of the Community Clean Energy Program Process

### Legislative background

During the 2019 General Session, the Utah State Legislature passed the Utah Community Renewable Energy Act (Act)<sup>1</sup>, Utah State Code §54-17-901 to §54-17-909<sup>2</sup> (later renamed the “Community Clean Energy Act” in 2024<sup>3</sup>). Rules Governing the Community Clean Energy Program (Rules), Utah Administrative Code R746-314<sup>4</sup>, were also adopted in 2019 by the Utah Public Service Commission (PSC) to implement the Act. The Act and associated Rules outlined a process whereby interested communities could work with Rocky Mountain Power, a subsidiary of PacifiCorp, to develop a Program Application that the utility could file with the PSC on behalf of those communities.

During the 2024<sup>5</sup> legislative session, an amendment removed the requirement that a community establish a clean energy goal to participate. One additional community, Midvale City, joined the Agency, bringing the number of participating communities to 19.

During the 2026 legislative session, the State legislature adopted amendments<sup>6</sup> regarding additional customer noticing and opt out features. These changes are not anticipated to have a significant impact on the Program and are pending the Governor’s signature.

The program is formally called the Community Clean Energy Program in statute, but Utah Renewable Communities (URC) is often used publicly and are used interchangeably.

### Community Involvement

To pursue this opportunity, and as contemplated by the original version of the Act, 23 Utah communities established clean energy goals, taking the first step towards participating in the effort to jointly design a program in partnership with RMP. Eighteen of the original 23 interested communities continued participating by adopting the Interlocal Cooperation Agreement Among Public Entities Regarding the Community Renewable Energy Program, creating the Community Renewable Energy Agency (Agency). With the addition of Midvale joined, 19 communities have the opportunity to adopt the ordinance to enact the program. All RMP customers in a participating community will be eligible for the Community Clean Energy Program except for customers with rooftop solar on Schedule 135.

---

<sup>1</sup> See <https://le.utah.gov/~2019/bills/static/HB0411.html>

<sup>2</sup> State Code §54-17-901 to §54-17-909: [https://le.utah.gov/xcode/Title54/Chapter17/54-17-S901.html?v=C54-17-S901\\_2024050120240501](https://le.utah.gov/xcode/Title54/Chapter17/54-17-S901.html?v=C54-17-S901_2024050120240501)

<sup>3</sup> See <https://le.utah.gov/~2024/bills/static/HB0241.html>

<sup>4</sup> Utah Administrative Code R746-314: <https://adminrules.utah.gov/public/rule/R746-314/Current%20Rules>

<sup>5</sup> See <https://le.utah.gov/Session/2024/bills/static/SB0214.html>

<sup>6</sup> See <https://le.utah.gov/~2026/bills/static/HB0238.html>

### What is the goal of URC?

The goal of the program is to drive the development of clean energy while keeping the program affordable and accessible for customers and to build enough program resources to match the amount of electricity used annually by program participants. The URC board still aims to push for making net-100% clean electricity available to homes and businesses in participating communities by 2030. However, this target may be adjusted over time.

### Why create a new clean energy option?

Participating Communities, as defined under the Act, are served by RMP. They do not have their own municipal utilities, and their options for procuring clean energy resources are, therefore, limited. The URC program offers homes and businesses in our community a new option for supporting clean energy. Furthermore, the program creates a unique opportunity to drive investment in new clean energy, since collectively URC members represent about 25% of RMP's electricity sales in Utah<sup>7</sup>, and RMP serves about 80% of the electricity load in Utah.

Other reasons for the creation of URC:

- **Pursuit of Governor Cox's Operation Gigawatt<sup>8</sup>:** URC will add hundreds of megawatts of new clean energy to the RMP grid to support our communities' clean energy goals and the region's growing energy needs.
- **Improved air quality:** By adding more clean energy to the grid, the URC program may reduce how often fossil fuel plants need to run, avoiding pollution that would otherwise have been created.
- **Economic development:** The URC program supports economic growth by bringing new energy development to areas of the state that are hotspots for solar, wind, or other clean energy development. New clean energy projects create construction and operational jobs; can provide resources to public schools via the Trust Lands Administration if projects are sited on certain state land; support private landowners if sited privately; and add to local counties' tax base<sup>9</sup>.
- **The URC program has distinct advantages from other offerings—**
  - **The Blue Sky program** allows participants to voluntarily contribute at \$1.95 per 100 kWh "block" to support renewable energy. The program creates an incentive program for roof-top solar and funds the purchase of renewable energy certificates (RECs) nationwide, which does not significantly catalyze the growth of regional, utility-scale clean energy. Additionally, the average Utah household would pay over \$15 to offset their bill through Blue Sky, compared with \$4 for renewable energy with URC.

---

<sup>7</sup> This estimate is based on the 19 currently participating communities. It is possible that not all 19 communities enact the final program by passing the ordinance

<sup>8</sup> Information on Operation Gigawatt: <https://energy.utah.gov/homepage/about-us/operation-gigawatt/>

<sup>9</sup> The Economic Benefits of Utah's Rural Renewable Energy Industry: <https://www.thewesternway.org/ut-eco-devo>

- **Subscriber Solar** offers RMP customers shares in an existing 20 MW solar farm in Southern Utah. Subscriber Solar has a capped participation and RMP has not indicated they plan to build more projects for additional subscribers. URC does not have capped participation.
- **Rooftop solar** is an option for individual homes or businesses. However, it has high upfront costs and is only available to some types of customers with the funding and property types that allow for it. URC is available to almost all residents and businesses in participating communities.

### How and why did Moab get involved?

- Moab became involved in 2021 to contribute to the effort to create a new option for clean energy for homes and businesses in the community. Joining the URC Agency provided an opportunity to advance the health, safety, and welfare of residents and the City's environmental stewardship goals.
- When Moab community joined the Agency, the City contributed \$8,547.96 to the Agency's budget as an anchor community. The amount that each community contributed was proportional to their community's population and electricity load.
- Moab signed the Utility Agreement along with the other Participating Communities in time to be included in RMP's initial Program Application filing in January 2025.
- Moab has completed the required steps in the process so far. Now that the PSC has approved the program, the City Council can decide whether to adopt the program ordinance to bring the Clean Energy Program to homes and businesses within Moab.

### How would this work?

The clean energy counting towards the Community Clean Energy Program is proposed to come from both *existing* clean energy on the grid plus *new* clean energy projects specifically built to serve program eligible customers. These resources are and will be part of the RMP/PacifiCorp grid. The URC program has been developed and will be implemented in collaboration with RMP, and all URC participants will remain RMP customers. RMP will continue to provide reliable power to all customers, regardless of a customer's URC participation status. Details about how the program will work are provided in this document and are further defined through the Act, Rules, Program Application, and PSC Orders.

## **Public Service Commission Program Application**

### Program approval

The Act and Rules dictated that RMP would file the proposed Community Clean Energy Program with the PSC. Following years of negotiations between the URC and RMP, on January 24, 2025, and June 4, 2025, RMP submitted parts I and II, respectively, of a two-part Application to Implement Community Clean Energy Program Authorized by the Community

Clean Energy Act (Docket 25-035-06<sup>10</sup>). As required by the Act, the Program Application included information about the customers within the participating communities, projected rates, a Utility Agreement between each participating community and RMP, low-income plans, a draft ordinance for a community's participation in the program, and more. Rounds of direct, rebuttal, and surrebuttal testimony by the Parties to the docket followed. The process concluded with a Hearing and Public Witness Hearing in front of the PSC, December 16-17, 2025.

On March 4, 2026, the Utah PSC issued an Order<sup>11</sup> in Docket 25-035-06 ("Order") approving the Program with modifications. The PSC ruling provides clarity on how the program will work, the initial cost to participate, and more. For unresolved items, the Order provided guidance and clear action items for the communities and RMP to move forward.

The PSC approval of the Program on March 4, 2026, set off the 90-day ordinance adoption window, as required by the statute. **Each URC community has until June 2, 2026, to pass the required ordinance to formally adopt the Program.**

#### Customer participation and opt-out

Statute established URC as an "opt-out" program. This means that if Moab City Council adopts the ordinance, all eligible RMP customers in Moab will be automatically enrolled when the Program commences, likely not until early 2027, with the choice to opt out at any time. An initial "cancellation period" will allow customers to exit the program without incurring a termination fee. After the "cancellation period" customers can still exit but will be subject to a termination fee. The termination fees are outlined in Appendix A.

#### Initial program rate

One of the most significant outcomes of the PSC Order is the establishment of an initial residential flat rate totaling \$4 per month (\$3.88 per month plus a \$0.12 low-income program surcharge). This amount is in line with the Agency's targeted dollar amount to keep the program affordable and accessible to customers.

Income-qualified residents who are on Schedule 3 (RMP's Home Electric Lifeline Program, or HELP<sup>12</sup>) will see a monthly rate of \$3.88 matched by \$3.88 credit, making the program free.

For non-residential customers, the PSC approved a volumetric rate of \$0.00609 per kWh, according to electricity use each month, and a low-income surcharge of \$0.12 per month.

#### Program rates over time

---

<sup>10</sup> Docket No: 25-035-06: <https://psc.utah.gov/2025/01/25/docket-no-25-035-06/>

<sup>11</sup> March 4, 2026 Order: <https://pscdocs.utah.gov/electric/25docs/2503506/3441662503506oapwm3-4-2026.pdf>

<sup>12</sup> Information on RMP bill assistance: <https://www.rockymountainpower.net/my-account/payments/bill-payment-assistance.html>

Rate adjustments occur regularly with utilities, including the URC program. Rates will be adjusted up to once per year to account for customer participation, administrative cost true-ups, and program and resource costs. URC rates are not expected to increase significantly from the initial program rate. Future rates may even decline as the required administrative and resource reserve funds are established. Page 24 of the PSC Order states:

*While future Program rates may diverge from those under RMP’s proposal contingent on later determinations regarding Resource Valuation and changes to other underlying variables, no evidence in the record suggests that Program rates are likely to meaningfully increase from the initial rates approved in this order. Instead, under RMP’s proposal, they would decrease rather significantly after the first two years.*

### Customer noticing and estimated timeline

State law outlines two distinct but important milestones in executing the Program:

1. “Program Implementation” happens when the first customer notices are mailed, which will be two billing cycles or approximately 60 days ahead of when the clean energy line item will appear on customer bills.

Once the ordinance deadline of June 2 passes and RMP concludes its customer service upgrades (i.e., the “Startup Activities”), which may take approximately five months, RMP customers in participating communities will receive by mail the first of two official notices. The second notice will be issued according to customer communication preferences for billing. Large commercial customers on Schedules 8 or 9 that have an electric load of one megawatt or greater will be offered a noticing meeting, which may be conducted in-person or via video conference.

The URC Agency forecasts that customer noticing will begin in late 2026. As required in the Act and Rules and the Utility Agreement, communities that enact the program will reimburse RMP for the cost of providing the required notices to eligible RMP customers within their boundaries. This expense is estimated to be \$4,777 for Moab.

2. “Program Commencement” is when RMP initiates collection of Program rates. The Agency is estimating that Program Commencement will occur in early 2027.

Please note that Utah House Bill 238 adds additional requirements for the customer notices. It is awaiting the Governor’s signature.

### **Program Solicitation**

Separately and ahead of the Program Application, on November 19, 2024, RMP filed an Application for Approval of Solicitation Process<sup>13</sup> with the PSC describing the proposed process to solicit bids from clean energy developers (Docket 24-035-55<sup>14</sup>). The PSC granted

---

<sup>13</sup> See <https://pscdocs.utah.gov/electric/24docs/2403555/336616Application11-19-2024.pdf>

<sup>14</sup> Docket No. 24-035-55 on the PSC website: <https://psc.utah.gov/2024/11/19/docket-no-24-035-55/>

the application<sup>15</sup>, clearing the way for URC to issue a Request for Proposals (RFP) on May 22, 2025<sup>16</sup>. URC received 15 bids initially, one of which was withdrawn<sup>17</sup>. From there, the URC technical consultants evaluated the proposals for further evaluation by RMP. URC received the results of this analysis in December 2025. The URC board approved Resolution 2026-02<sup>18</sup>, selecting four projects for power purchase agreement (PPA) negotiations. PPA negotiations are underway and the process to execute an agreement with one or more projects will eventually coincide with preparations to implement the URC program.

## **Program Ordinance**

### *How the ordinance was developed*

A draft of the ordinance was included in the Program Application filed by RMP in 2025 as required by the Act and Rules. The ordinance was originally drafted in 2022 and 2023 by URC's outside attorney with input from municipal attorneys representing communities on the URC Program Design Committee. The URC board adopted this first draft of the template ordinance through Resolution 2023-01<sup>19</sup> in January 2023. Prior to the filing of the Program Application, the board adopted an updated template ordinance through Resolution 2025-02<sup>20</sup>. This next version reflected changes to the Act and Rules that removed the requirement that communities adopt a renewable energy goal by the end of 2019 to be eligible to participate.

Following the March 4, 2026, PSC Order, URC board members and our outside attorney prepared final revisions to the template ordinance. These edits included minor changes like updating the date of the PSC order and other changes to clarify where program details live, whether in the Act, Rules, Program Application, or PSC order. The version of the ordinance in the agenda materials is the final template ordinance personalized for Moab.

---

<sup>15</sup> See <https://pscdocs.utah.gov/electric/24docs/2403555/3397642403555ogrmppaam5-13-2025.pdf>

<sup>16</sup> URC RFP website: <https://www.urb2024rfp.com/>

<sup>17</sup> URC blog post regarding responses to the RFP: <https://www.utahrenewablecommunities.org/post/urb-closes-the-call-for-clean-energy-resources-the-response-was-outstanding>

<sup>18</sup> URC Resolution 2026-02 Resolution of the Board Selecting Projects for Contract Negotiation: <https://www.utah.gov/pmnlfiles/1387795.pdf>

<sup>19</sup> URC board resolution 2023-01: <https://www.utah.gov/pmnlfiles/929135.pdf>

<sup>20</sup> URC board resolution 2025-02: <https://www.utah.gov/pmnlfiles/1220655.pdf>

## Appendix A

### Information on termination fees included in the Program Application

Attachment G  
Page 6 of 7



P.S.C.U. No. 51

Original Sheet No. 100.6

#### ELECTRIC SERVICE SCHEDULE NO. 100 - Continued

**TERMINATION FEE:** A Participating Customer that chooses to exit the Program after the Cancellation Period, set forth by R746-314-101(3), applicable to the customer will be subject to the following Termination Fee:

Schedules (Residential)	One-Time Termination Fee
1 – Residential	
2 – Residential Service Optional Time of Day Rider Experimental	\$30
2E – Residential Service Electric Vehicle Time of Use Pilot	
3 – Low Income Lifeline Program Residential Service	\$0

Schedules (Non-Residential)	One-Time Termination Fee	Calculation Method, if based on kW
23 – General Service Distribution Voltage Small Customer		
7 – Security Area Lighting	\$30	
10 – Irrigation and Soil Drainage Pumping Power Service		
6 – General Service Distribution Voltage		
6A – General Service Energy Time of Day Option		
8 – Large General Service 1,000 kW and Over Distribution Voltage	\$6 per Avg kW	Avg kW is the average Facilities kW over the prior 12-month period
9A – General Service High Voltage Energy Time of Day Option		
9 – General Service High Voltage		
11 – Street Lighting Company Owned System	\$0.96 per kW	Bulb wattage at the time of termination
12 – Street Lighting Customer Owned System		
15 – Outdoor Nighttime Lighting Service Traffic and Other Signal System Service Customer-Owned System	\$0.96 per Avg kW	Avg kW is the average Facilities kW over the prior 12-month period
22 – Indoor Agricultural Lighting Service 1,000 kW and Over		

**SPECIAL CONDITIONS:**

1. Program Rates and Terms in this schedule will be subject to change by the Commission.
2. If a person attempts to evade the Program rules through a change in name, identity or legal status, or otherwise, that person may be subject to Program rules, including payment of applicable termination fee, subject to Commission determination.
3. Termination fees may not be considered as part of the unpaid amount for any residential customer for purposes of account termination or disconnection.

Issued by authority of Report and Order of the Public Service Commission of Utah in Docket No. 24-035-06

**FILED:** January 24, 2025

**EFFECTIVE:** September 1, 2025



P.S.C.U. No. 51

Original Sheet No. 100.7

---

**ELECTRIC SERVICE SCHEDULE NO. 100 - Continued**

4. Rocky Mountain Power will put forth good faith efforts to determine Eligible Customers by using available tax identifiers or, for annexed customers, a list of service addresses cross-referenced to a list provided by the annexing community. In the event a customer is accidentally enrolled in the Program, despite not being an Eligible Customer, Rocky Mountain Power shall unenroll the customer with no Termination Fee and will refund the accidentally enrolled customer the difference between program rates and charges that was billed for the lesser of:
  - a. The time the customer was accidentally enrolled; or
  - b. One year.

**ELECTRIC SERVICE REGULATIONS:** Service under this Schedule will be in accordance with the terms of the Electric Service Agreement between the Customer and the Company. The Electric Service Regulations of the Company on file with and approved by the Public Service Commission of the State of Utah, including future applicable amendments, will be considered as forming a part of and incorporated in said Agreement.

---

Issued by authority of Report and Order of the Public Service Commission of Utah in Docket No. 24-035-06

**FILED:** January 24, 2025

**EFFECTIVE:** September 1, 2025

**TITLE:** AN ORDINANCE IMPOSING A TEMPORARY BAN ON THE DISCHARGE OF FIREWORKS WITHIN DESIGNATED AREAS OF MOAB

**DISPOSITION:** Discussion and possible action

**PRESENTER/S:** Michael A. Black, AICP, City Manager

**ATTACHMENT/S:**       **ORDINANCE NO. 2026-10**

**STAFF RECOMMENDATION:** Staff recommends that the City Council approve the attached ordinance which designated certain areas of the City of Moab as prohibited for the discharge of fireworks.

**PROPOSED MOTION:**

I move to approve Ordinance 2026-10 imposing a temporary ban on the discharge of fireworks within designated areas of the City of Moab.

---

**Background**

State law authorizes municipalities to regulate fireworks when hazardous environmental conditions exist, including conditions identified by the State Fire Marshal or local fire officials. These conditions commonly include dry, brush-covered or mountainous areas, wildland-urban interface zones, and areas near waterways, canyons, trails, and similar features that increase fire risk.

Moab’s geography—particularly areas such as Pack Creek and Mill Creek corridors, proximity to federal lands, and extensive wildland-urban interface—creates elevated wildfire risk during peak fire season. In recent years, hazardous environmental conditions have warranted temporary restrictions on ignition sources, including fireworks, to protect public safety, property, and natural resources.

Staff has conferred with the Moab Valley Fire Department and created a map based on their recommendations for fire restrictions this year.

**Summary:**

This ordinance establishes a temporary, location-specific prohibition on the discharge of fireworks within designated high-risk areas of Moab City due to hazardous environmental conditions. The City Council identifies these “closed areas” annually through a map and written description, developed in coordination with the State Fire Marshal and local fire officials.

The ordinance ensures non-discriminatory application and provides for enforcement by the Moab City Police Department. Violations may be treated as an infraction, civil violation, or Class B misdemeanor, depending on the adopted penalty structure, and may include seizure of fireworks.

The Council is required to review the ordinance annually by April 30, update and distribute maps to Grand County, state agencies, and the public by May 1, and document qualifying hazardous conditions. The ordinance remains in effect until amended or repealed and works in conjunction with other applicable city and state fireworks regulations.

---

**RELEVANT LAWS, STUDIES & PLANS:**

*Community Wildfire Prevention Plan;*

*Utah State Code § 10-8-47(1)(c);*

*Moab Municipal Code Chapter 8, Health and Safety*

**RESPONSIBLE DEPARTMENT(S):**

Administration

**FINANCIAL IMPACT:**

No financial impact from enacting the proposed ordinance.

**CITY OF MOAB**

**ORDINANCE NO. 2026-10**

**DATE: April 28, 2026**

**AN ORDINANCE IMPOSING A TEMPORARY BAN ON THE DISCHARGE OF  
FIREWORKS WITHIN DESIGNATED AREAS OF MOAB**

**WITNESS**

**WHEREAS**, Utah Code Ann. § 10-8-47(1)(c) authorizes the Moab City Council to regulate the discharge of . . . fireworks in accordance with Utah Code Ann. § 53-7-225; and

**WHEREAS**, Utah Code Ann. § 53-7-225 supersedes any other code provision regarding the sale or discharge of fireworks and provides that a person is guilty of an infraction, punishable by a fine of up to \$1,000, who discharges a Class C common state approved explosive outside the legal discharge dates and times or “in an area in which fireworks are prohibited under Subsection 51A-5-202.5(1)(b)”;

**WHEREAS**, Utah Code Ann. 51A-5-202.5(1)(b) authorizes the Moab City Council to prohibit the ignition or use of an ignition source, including fireworks, upon the State Fire Marshal’s or local fire code official’s determination that “an existing or historical hazardous environmental condition necessitates the controlled use of any ignition source” in certain closed areas; and

**WHEREAS**, Utah Code § 10-8-84 authorizes the municipal legislative body to pass all lawful ordinances, rules, and regulations “necessary and proper to provide for the safety and preserve the health . . . and for the protection of property in the city.”

**WHEREAS**, the Moab City Council desires to adopt an ordinance to prohibit the use or discharge of fireworks in certain designated areas within the City during certain dates when the “existing or historical hazardous environmental conditions necessitate controlled use” of fireworks in the following areas:

1. mountainous, brush-covered, forest-covered, or dry grass-covered areas;
2. within 200 feet of waterways, trails, canyons, washes, ravines, or similar areas;
3. the wildland urban interface area, which means the line, area, or zone where structures or other human development meet or intermingle with undeveloped wildland or land being used for an agricultural purpose; or
4. a limited area outside the hazardous area to facilitate a readily identifiable closed area.

**WHEREAS**, the Moab City Council desires to adopt a Moab-specific ordinance that:

1. Prohibits the discharge of fireworks temporarily within designated closed areas within Moab City's boundaries; and
2. Requires the Moab City Council to examine the existing historical hazardous environmental conditions on an annual basis no later than April 1<sup>st</sup> to determine if lifting or modifying the temporary prohibition is necessary; and
3. Prepares and provides a closed area map to Grand County by May 1<sup>st</sup> annually; and
4. Provides documentation of historical hazardous environmental conditions in two years of the preceding five years; and
5. Imposes a Class B misdemeanor criminal liability for the discharge of fireworks within the designated closed areas if the person acted intentionally, recklessly, or with criminal negligence; or
6. Imposes an infraction, which may be punishable by a fine not to exceed one thousand dollars (\$1,000) per violation.

**WHEREAS**, the Moab City Council may regulate the affairs and conduct in Moab City to promote the general welfare and safety.

**NOW, THEREFORE, BE IT ORDAINED** by the Moab City Council, Moab, Utah, as follows pursuant to Utah Code Ann. Subsection 15A-5-202.5(3):

1. The Moab City Council may close a defined area to the discharge of fireworks pursuant to Utah Code Ann. Subsection 15A-5-202.5(1) once the State Fire Marshal or local fire code official determines that existing or historical hazardous environmental conditions necessitate controlled use.
2. The Moab City Council finds that the existing hazardous environmental conditions within Moab's municipal boundaries justify a temporary ban on the discharge of fireworks within Moab in the designated closed area because:
  - a. Moab City has undeveloped land located in the Pack and Mill Creek areas that qualifies as "mountainous, brush-covered, or dry grass-covered" areas under Utah Code Ann. Subsection 15A-5-202.5(1)(b)(1.1.1); and
  - b. Moab City has areas within its boundaries that qualify as a "wildland urban interface" due to Moab's structures and human development adjacent to Bureau of Land Management lands, National Park Service lands, and State of Utah lands in Grand and San Juan Counties under Utah Code Ann. Subsection 15A-5-202.5(b)(1.1.3) and;

- c. Moab City has readily available identifiable areas located “within 200 feet of waterways, trails, canyons, washes, ravines, or similar areas” and beyond pursuant to Utah Code Ann. Subsection 15A-5-202.5(1)(b)(1.1.2) and (1.1.4); and
- 3. The Moab City Council will produce and provide a map to the public, attached as **Exhibit A**, that designates the closed area, ensures the designated closed area is as close as is practical to the defined existing hazardous area- if the boundary includes areas outside the hazardous area to facilitate line-drawing on the map – and identifies the closed area through a written description or map made available to the public pursuant to Utah Code Ann. Subsection 15A-5-202.5(1)(b)(2.1) (2.2), and (2.3); and
- 4. After the enactment of this ordinance, attached as **Exhibit B**, for a temporary ban for existing hazardous environmental conditions, the Moab City Council will examine the existing and historical hazardous environmental conditions on an annual basis no later than April 1<sup>st</sup> to determine if lifting or modifying the temporary prohibition and penalties for a Class B misdemeanor or an infraction is necessary; and
- 5. The attached ordinance will take effect on \_\_\_\_\_ day of \_\_\_\_\_, 2026, pursuant to Utah Code §10-3-712.

**PASSED AND ADOPTED** this \_\_\_\_\_ day of \_\_\_\_\_ 2026.

SIGNED:

\_\_\_\_\_  
By: Joette Langianese, Mayor

\_\_\_\_\_  
Date

ATTEST:

\_\_\_\_\_  
By: Sommar Johnson, Recorder

\_\_\_\_\_  
Date

Voting:

Council Member Miles Loftin voting \_\_\_\_\_  
 Council Member Colin Topper voting \_\_\_\_\_  
 Council Member Tawny Knuteson-Boyd voting \_\_\_\_\_  
 Council Member Jason Taylor voting \_\_\_\_\_  
 Council Member Kaitlin Myers voting \_\_\_\_\_

*(Complete as Applicable)*

Date ordinance summary was posted to the Moab City website, the Utah Public Notice website, and in a public place within Moab City per Utah Code §10-3-711: \_\_\_\_\_

Effective date of ordinance: \_\_\_\_\_

## **EXHIBIT A**

## **EXHIBIT B**

### **Title 8. Health and Safety**

#### **Chapter 8.14.010 -- FIREWORKS PROHIBITED**

##### 8.14.010 – Purpose.

The purpose of this Chapter is to prohibit the discharge of fireworks temporarily within the boundaries of Moab City in only designated closed areas due to hazardous environmental conditions.

##### 8.14.020 - Application of Provisions.

This Chapter prohibits the discharge of fireworks in the designated closed areas within the city.

This prohibition will be applied in a content-neutral manner and without discrimination as to age, disability, marital status, race, religion, sex, sexual orientation, national origin, political affiliation or other unlawful discriminatory classification.

##### 8.14.030 - Definitions.

In addition to the definitions in this Chapter, the definitions in Utah Code Ann. § 53-7-202 apply.

For the purpose of this Chapter, the following words will have the following meanings:

“Council” means the Moab City Council.

“County” means Grand County.

“Designated closed area” means any area within Moab City boundaries that is designated and identified as prohibited from discharging fireworks through a written description and a map.

“Fireworks” means the definition as provided in Utah Code Ann. § 53-7-202(14), excluding exempt explosives, Class A explosives, or Class B explosives.

##### 8.14.040 – Temporary Prohibition of the Discharge of Fireworks.

It is unlawful for any person, corporation, partnership, association or other entity, public or private, to discharge fireworks within the Moab City boundaries in any designated closed area.

##### 8.14.050 -- Coordination with Other Government Entities.

A. In order to promote, protect and assure the safety of the public of Moab City, the City Council will consult with the State Fire Marshal and local fire officials to assure continual compliance with this chapter and county and state fireworks restrictions.

B. The City Council is authorized to consult with any other government entity if it believes such consultation is necessary to promote, protect, and assure the safety and convenience of the public in prohibiting the discharge of fireworks within the boundaries of Moab City.

#### 8.14.060 – Violations and Penalties.

A violation of this Chapter by a person, corporation, partnership, association or other entity, public or private, will be an infraction. Failure to abstain from the discharge of fireworks as required by this Chapter may also result in a civil enforcement action by city officials, including citations or cease and desist orders from disturbing the peace, public nuisance, failure to disperse, trespass, or other health and safety regulations. OR

#### 8.14.060 – Violations and Penalties.

A violation of the Chapter is a Class B misdemeanor with criminal liability for discharge of fireworks within the designated closed areas if the person acted intentionally, recklessly, or with criminal negligence.

#### 8.14.070 – Council to Periodically Reconsider Prohibition.

The Council shall review this ordinance by April 30 of each calendar year to determine if changes to this ordinance are necessary given historical and existing hazardous environmental conditions so that an annual closed area map may be produced and provided before May 1 annually to Grand County and documentation produced to demonstrate hazardous conditions in two of the preceding five years.

#### 8.14.080 – Council to Provide Grand County and State Authorities with a Map.

Council shall provide an updated and current map outlining any area subject to the temporary fireworks prohibition by May 1 of each calendar year to Grand County and state authorities. The Council shall include a written description of the area subject to the temporary fireworks prohibition if the Council considers it necessary.

#### 8.14.090 – Council to Provide Map to the Public.

Council shall make a current map and any written descriptions identifying the area of the temporary fireworks prohibition readily available to the public by May 1 of each calendar year. The manner in which Council shall make the map and any written descriptions readily available to the public shall be as considered appropriate by the City Council.

#### 8.14.100 – Fireworks Ordinances to Apply Unless in Conflict.

All other provisions of Moab City regarding fireworks that are not in conflict with this Chapter shall apply within the Moab City as provided in Title 3 – Business Licenses.

8.14.110 – Enforcement.

Any prohibited fireworks are subject to seizure and destruction by law enforcement officials or local fire officials. The Moab City Police Department is authorized to implement and enforce this ordinance.

Effective Date: This ordinance shall take effect immediately upon passage, regardless of publication date, and shall continue until repealed or upon annual review, amended or repealed.

**PASSED AND ADOPTED BY THE CITY OF MOAB** on this \_\_\_\_\_ day of \_\_\_\_\_, 2026.

SIGNED:

\_\_\_\_\_  
By: Joette Langianese, Mayor

\_\_\_\_\_  
Date

ATTEST:

\_\_\_\_\_  
By: Sommar Johnson, Recorder

\_\_\_\_\_  
Date

**SUMMARY OF**  
**MOAB CITY**

**ORDINANCE NO. 2026-10**

On \_\_\_\_\_, 2026, the Moab City Council enacted Ordinance No. 2026-10, AN ORDINANCE IMPOSING A TEMPORARY BAN ON THE DISCHARGE OF FIREWORKS WITHIN DESIGNATED AREAS OF MOAB, to permit the Moab City Council to enact fireworks regulations and prohibitions temporarily within a designated closed area on a map produced and provided to Grand County and city residents by May 1<sup>st</sup> after an annual review and reconsideration of the ordinance and consultation by April 30<sup>th</sup> regarding any hazardous environmental conditions, with an effective date of \_\_\_\_\_.

SIGNED:

\_\_\_\_\_  
By: Joette Langianese, Mayor

\_\_\_\_\_  
Date

ATTEST:

\_\_\_\_\_  
By: Sommar Johnson, Recorder

\_\_\_\_\_  
Date

Voting:

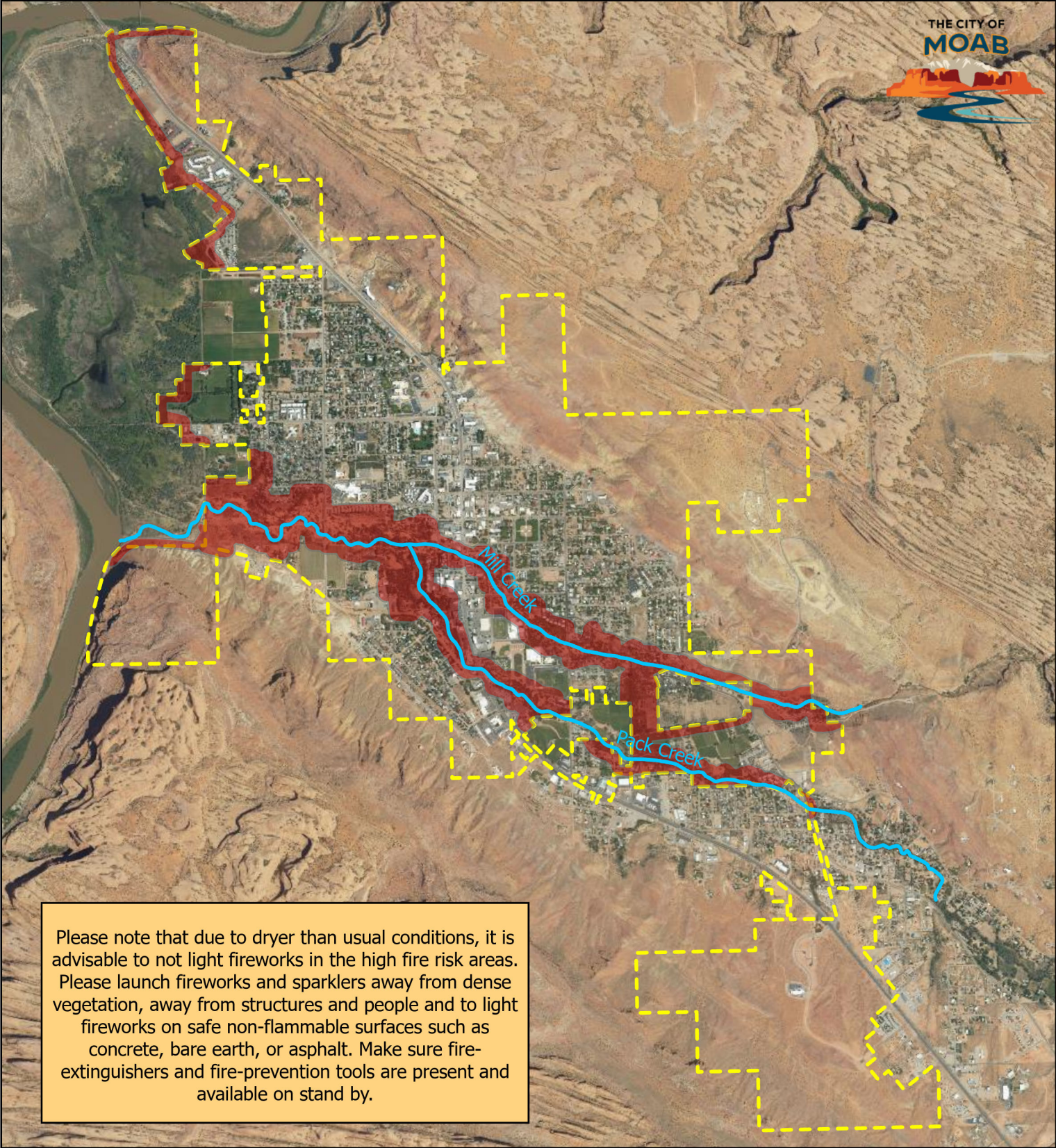

Council Member Miles Loftin voting \_\_\_\_\_  
Council Member Colin Topper voting \_\_\_\_\_  
Council Member Tawny Knuteson-Boyd voting \_\_\_\_\_  
Council Member Jason Taylor voting \_\_\_\_\_  
Council Member Kaitlin Myers voting \_\_\_\_\_

A complete copy of Ordinance No. 2026-10 is available in the Moab City offices located at 217 E. Center Street, Moab, UT 84532.

# 2026 City of Moab Fireworks Restrictions Map



City Restrictions	
Creeks	Fireworks prohibited/High fire risk area
City limits	



Please note that due to dryer than usual conditions, it is advisable to not light fireworks in the high fire risk areas. Please launch fireworks and sparklers away from dense vegetation, away from structures and people and to light fireworks on safe non-flammable surfaces such as concrete, bare earth, or asphalt. Make sure fire-extinguishers and fire-prevention tools are present and available on stand by.

**TITLE:** Consideration of Speed Limits on Certain Routes in the City of Moab

**DISPOSITION:** Discussion and possible action

**PRESENTER/S:** Michael A. Black, AICP, City Manager

**ATTACHMENT/S:** Ordinance 2020-15

**STAFF RECOMMENDATION:** Staff recommends that the City Council review the information provided in this staff report, along with the presentation to be delivered at the April 28, 2026 City Council meeting, and provide direction regarding the disposition of Ordinance 2020-15 and the proposed changes to speed limits on designated streets.

---

### **Background (Legal)**

Utah law permits the operation of street-legal ATVs<sup>1</sup> on public roads and specifically forbids municipalities and counties from prohibiting them on roads where other street-legal vehicles are allowed. Like other classes of vehicles, street-legal ATVs remain subject to specific safety and operational regulations.

Confusion has arisen regarding the distinction between a street-legal ATV and general Off-Highway Vehicles (OHV). A street-legal ATV is a subset of OHVs that meets additional Utah State requirements allowing it to operate on public roads. It must comply with applicable tax, registration, and inspection provisions and is generally treated as a motorcycle for purposes of some traffic laws, titling and registration. It is treated as a motor vehicle for driver licensing and insurance requirements. While it remains classified as an OHV, it is specifically authorized to operate on public streets in accordance with Utah Code Ann. § 41-6a-1509 (*Street-legal all-terrain vehicle -- Operation on highways -- Registration and licensing requirements -- Equipment requirements.*). Only OHVs that rise to the standard of “street-legal ATV” according to Utah Code Ann. § 41-6a-1509 are permitted on City Streets. As a result, for most purposes, street-legal ATVs are classified as motor vehicles.

The City of Moab adopted Ordinance 2020-15 in October of 2020 to appropriately regulate the use of street-legal ATVs within City limits. While the ordinance was well-founded at the time, the City’s subsequent operational experience in seeking to enforce the ordinance has identified several practical challenges and ambiguities in State law that hinder the City’s ability to achieve the ordinance’s goals. Staff therefore recommends reevaluating the ordinance based upon this experience. To ensure consistency and compliance, staff believes it is appropriate to repeal 2020-15 and rely on existing State Law and applicable local motor vehicle regulations to govern street-legal ATVs.

---

<sup>1</sup> Utah Code Ann. § 41-6a-102.; Utah Code Ann. § 41-22-10.5(2)

**Background (Speed Limits)**

Certain public roads in Moab experience higher volumes of tourism-related traffic, including street-legal ATVs. These routes often serve as primary connections between the City and surrounding trail systems, with many trips originating and ending within City limits. While most operators comply with applicable laws, the cumulative impacts of increased street-legal ATV use are evident on these roads.

The default (prima facie) speed limit within the City of Moab, unless otherwise posted, is 20 mph. Staff has evaluated whether targeted speed limit adjustments on select streets could help mitigate these impacts, improve traffic flow, and enhance safety for all roadway users. Staff will present a draft map and proposed recommendations for potential speed limit modifications at the City Council meeting on Tuesday, April 28.

***This is a discussion-only agenda item that is intended to enable the City Council to provide direction to staff regarding possible future action items regarding this issue.***

**RELEVANT LAWS, STUDIES & PLANS:**

*Utah Code Annotated - §41-6a-102 Definitions*

*Utah Code Annotated - §41-6a-602(2), (3), and (5) Speed limits established on state highways*

*Utah Code Annotated - §41-a-603 Speed limits established by counties and municipalities*

*Utah Code Annotated - § 41-6a-1509 Street-legal all-terrain vehicle -- Operation on highways -- Registration and licensing requirements -- Equipment requirements.*

*Utah Code Annotated - §41-22-10.5 Local ordinances – Designating routes – Supervision*

*Utah Code Annotated - §41-22-2 Definitions*

*City of Moab Municipal Code – Chapter 10 Vehicles and Traffic, including Section 10.04.090*

**RESPONSIBLE DEPARTMENT(s):**

Administration

**FINANCIAL IMPACT:**

N/A

**CITY OF MOAB, UTAH  
ORDINANCE NO. 2020-15**

**TO ESTABLISH SPEED LIMITS FOR OFF-HIGHWAY VEHICLES  
NOT INCLUDING MOTORCYCLES**

**WHEREAS**, Utah Code defines “Off-highway vehicle” (“OHV(s)”) as “any snowmobile, all-terrain type I vehicle, all-terrain type II vehicle, all-terrain type III vehicle, or motorcycle.” (Utah Code Annotated § 41-22-2(14).)

**WHEREAS**, Utah Code § 41-22-2(2)-(4) defines all-terrain vehicles (“ATV(s)”) and states:

(2) “All-terrain type I vehicle” means any motor vehicle 52 inches or less in width, having an unladen dry weight of 1,500 pounds or less, traveling on three or more low pressure tires, having a seat designed to be straddled by the operator, and designed for or capable of travel over unimproved terrain.

(3)

(a) “All-terrain type II vehicle” means any motor vehicle 80 inches or less in width, traveling on four or more low pressure tires, having a steering wheel, non-straddle seating, a rollover protection system, and designed for or capable of travel over unimproved terrain, and is:

(i) an electric-powered vehicle; or

(ii) a vehicle powered by an internal combustion engine and has an unladen dry weight of 2,500 pounds or less.

(b) “All-terrain type II vehicle” does not include golf carts, any vehicle designed to carry a person with a disability, any vehicle not specifically designed for recreational use, or farm tractors as defined under Section 41-1a-102.

(4)

(a) “All-terrain type III vehicle” means any other motor vehicle, not defined in Subsection (2), (3), (12), or (22), designed for or capable of travel over unimproved terrain.

(b) “All-terrain type III vehicle” does not include golf carts, any vehicle designed to carry a person with a disability, any vehicle not specifically designed for recreational use, or farm tractors as defined under Section 41-1a-102.

**WHEREAS**, Utah Code § 41-6a-1509 now permits the operation of street-legal ATVs on City roads (subject to certain requirements);

**WHEREAS**, there has been a recent increase in motorized tourism in the City of Moab for several years, which has caused an unprecedented level of OHV travel on City roads in 2020;

**WHEREAS**, this increase in motorized tourism has resulted in a sharp increase in noise impacts to City residents during all hours of the day and night;

**WHEREAS**, numerous studies have found: noise pollution increases anxiety, depression, high blood pressure, heart disease, and stroke; small increases in unwanted ambient sound have significant health effects; and noise aggravates health conditions by inducing higher levels of stress;<sup>1</sup>

**WHEREAS**, at least one additional study has found that people living in areas with more road traffic noise were 25 percent more likely than those living in quieter neighborhoods to have symptoms of depression;<sup>2</sup>

**WHEREAS**, studies have shown that continuous noise in excess of 30 dB disturbs sleep, which is well documented to be a prerequisite for good physiologic and mental functioning in healthy individuals,<sup>3</sup> and the U.S. Environmental Protection Agency sound guidance for the protection of human health and welfare in rural areas is 55 dB;<sup>4</sup>

**WHEREAS**, during operation on streets and roads, most all-terrain vehicles in the state of Utah (not built to California noise standards) produce decibel levels louder than 70 dBA and often between 85 and 100 dBA;<sup>5</sup>

**WHEREAS**, the City of Moab's noise regulations are located at Chapter 17.74 of the Municipal Code. These regulations establish minimum standards to:

- A. Reduce the making and creation of excessive, unnecessary, or unusually loud noises within the limits of the City; and

---

<sup>1</sup> Floud, *Medication use in relation to noise from aircraft and road traffic in six European countries: results of the HYENA study*, <https://pubmed.ncbi.nlm.nih.gov/21084328/>; Schmidt, *Effect of nighttime aircraft noise exposure on endothelial function and stress hormone release in healthy adults* <https://academic.oup.com/eurheartj/article/34/45/3508/435199>; Hahad, *Annoyance to Different Noise Sources is Associated With Atrial Fibrillation*, [https://www.internationaljournalofcardiology.com/article/S0167-5273\(17\)37174-7/fulltext](https://www.internationaljournalofcardiology.com/article/S0167-5273(17)37174-7/fulltext);

<sup>2</sup> Orban, *Residential Road Traffic Noise and High Depressive Symptoms after Five Years of Follow-up: Results from the Heinz Nixdorf Recall Study*, <https://ehp.niehs.nih.gov/doi/10.1289/ehp.1409400>

<sup>3</sup> Jariwala, *Noise Pollution and Human Health: A Review*, [https://www.researchgate.net/publication/319329633\\_Noise\\_Pollution\\_Human\\_Health\\_A\\_Review](https://www.researchgate.net/publication/319329633_Noise_Pollution_Human_Health_A_Review)

<sup>4</sup> Harrison, *Rock Creek Enduro Sound Tests*, Eldorado National Forest, USDA Forest Service Special Report, May 1994.

<sup>5</sup> Horse Farms Forever, *ATV Engine Noise - the Sound of Science*, <https://www.horsefarmsforever.com/lets-have-a-sound-test/>; Rowley, *Are ATVs A Noisy Nuisance Or A Right?*, <https://shawangunkjournal.com/2014/03/27/news/1403273.html>

B. Prevent excessive, unnecessary, or unusually loud noises that are prolonged, unusual, or unreasonable in their time, place, or use, that affect and are a detriment to public health, comfort, convenience, safety, or welfare of the residents of the City; and

C. Secure and promote the public health, comfort, convenience, safety, welfare and the peace and quiet of the residents of the City. (Ord. 94-26 (part), 1994);

**WHEREAS**, the City's Noise Ordinance has been ineffective at reducing the impact of OHV noise because measuring the noise emitted by a moving vehicle on roads and highways is impractical given surrounding ambient noise and equipment limitations;

**WHEREAS**, the Moab valley is narrow and surrounded by sandstone cliffs which cause noise generated by OHV and noise to reverberate valley-wide, which increases the impact of OHV noise on residents and visitors;

**WHEREAS**, several popular OHV trails are accessed through residential neighborhoods in the City, including the vast trail systems located in the Sand Flats Recreation Area and those accessed via Kane Creek Boulevard and Spanish Valley Drive, which increases the impact of OHV noise on residents and visitors;

**WHEREAS**, the noise produced by OHVs in the City impacts other recreational user groups and associated economic activity, including mountain biking, hiking, rafting, and climbing, which economic sectors thrive in natural quiet;

**WHEREAS**, in the Fall of 2020, the City received a historic number of public comments objecting to noise impacts from OHVs, which public comments are included in the record for the joint meeting of the City and County on October 20, 2020;

**WHEREAS**, evidence shows that lower speed limits directly correlate with lower noise emitted from vehicles therefore supporting the safety, health, morals and welfare of City residents. For example, speed reduction on roadways (coupled with increased enforcement) is often the most effective and cost efficient means of reducing noise. For example, reducing vehicle speeds from 40 to 30 mph is as effective as removing one-half the vehicles from the roadway;<sup>6</sup>

**WHEREAS**, a reduction in urban speed limit quickly makes streets quieter, reducing noise as much as 3 dBA. That is approximately a halving of the source of traffic noise: 10 cars travelling at 30km/h make as much noise as only 5 cars at 50km/h. Problems with irritability and concentration problems in children will reduce, as will a number of mental health problems;<sup>7</sup>

---

<sup>6</sup> Cowan, *Noise Increase with Vehicle Speed*, <https://www.nonoise.org/resource/trans/highway/spnoise.htm>;  
Zambon, Scaling model for a speed-dependent vehicle noise spectrum,  
<https://www.sciencedirect.com/science/article/pii/S2095756417301873>;

<sup>7</sup> "Lower urban speed limits" Authored by European Federation for Transport and Environment  
<https://www.transportenvironment.org/sites/te/files/media/11-01-T30.pdf>

**WHEREAS**, Utah Code § 10-8-30 allows the City to regulate the movement of traffic on streets;

**WHEREAS**, for the reasons articulated above and under the authority set forth herein, the Moab City Council finds that compelling, countervailing public interests justify imposing a speed limit for OHVs not including motorcycles on City Roads;

**NOW, THEREFORE BE IT ORDAINED** that the Moab City Council does hereby:

1. Impose a 15 mile per hour (MPH) speed limit for all Off-highway vehicles not including motorcycles on all City Roads (“OHV Speed Limit”).
2. The OHV Speed Limit is effective when appropriate signs giving notice are erected along City streets.
3. As used in this Ordinance:
  - A. “All-Terrain Vehicles” shall mean all-terrain Type I, II, and III vehicles as defined under Utah Code §§ 41-6a-102 and 41-22-2;
  - B. “City Roads” shall have the same meaning as that set forth in Utah Code § 72-3-103.
  - C. “Off-highway vehicles” shall have the same meaning as that set forth in Utah Code § 41-22-2(14).

**APPROVED** by the City Council in a public meeting on October 20, 2020 by the following vote:

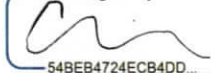
**MOAB CITY COUNCIL:**

*Those voting aye: Kalen Jones, Rani Derasary, Karen Guzman-Newton, Mike Duncan, Tawny Knuteson-Boyd*

*Those voting nay: None*

*Those absent: None*

DocuSigned by:



Emily Niehaus, Mayor

**ATTEST:**



Sommar Johnson, Clerk/Recorder