

UTILITY RATES

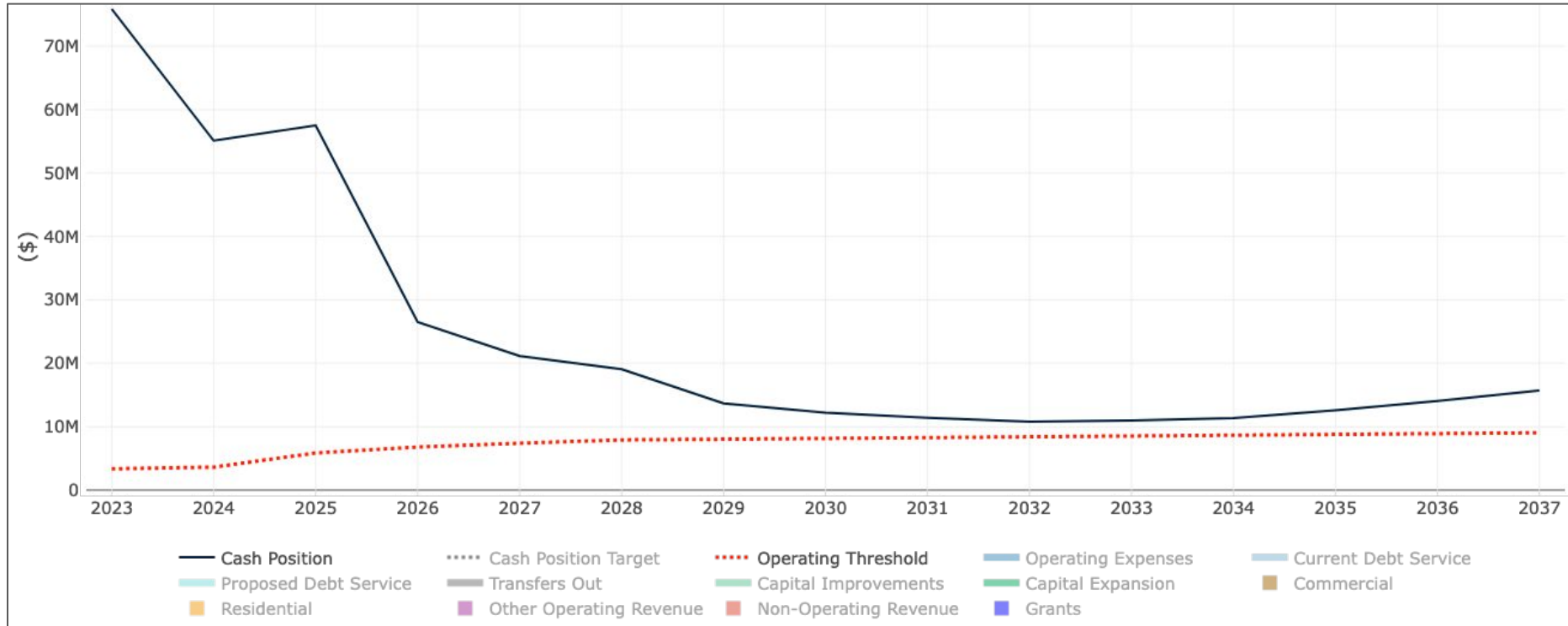
UTILITY RATE PLANNING (MID YEAR WORK SESSION)

- Residential Water Rate Increase Approx. \$2.50/Mo. on Odd Years
- Residential Sewer Rate Increase Approx. \$2.50/Mo. on Even Years
- Garbage and Recycling Rate Increase of \$1.50/Mo. in 2031
- Residential Power Rate Increases \$2.50/Mo. (FY27 & FY28)
- No Storm Drain Rate Increases Planned
- Implement a TUF Starting at \$1.77/Mo. Increasing to \$5.81 over 6 Yrs

WHAT HAS CHANGED?

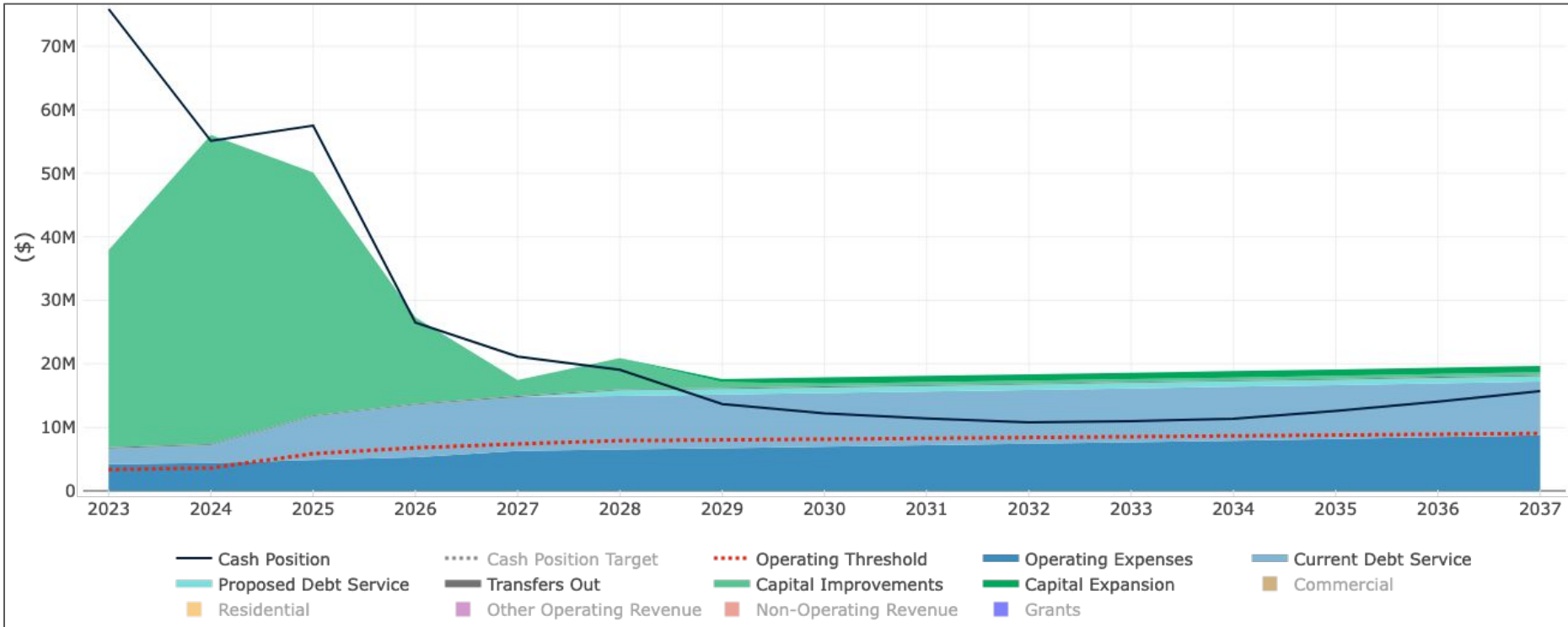
- Started using Waterworth Software for CIP planning
 - Easier to model various options
- Better understanding of potential TUF impacts
- Changes in Power and Water fund cost assumptions

Waterworth Software



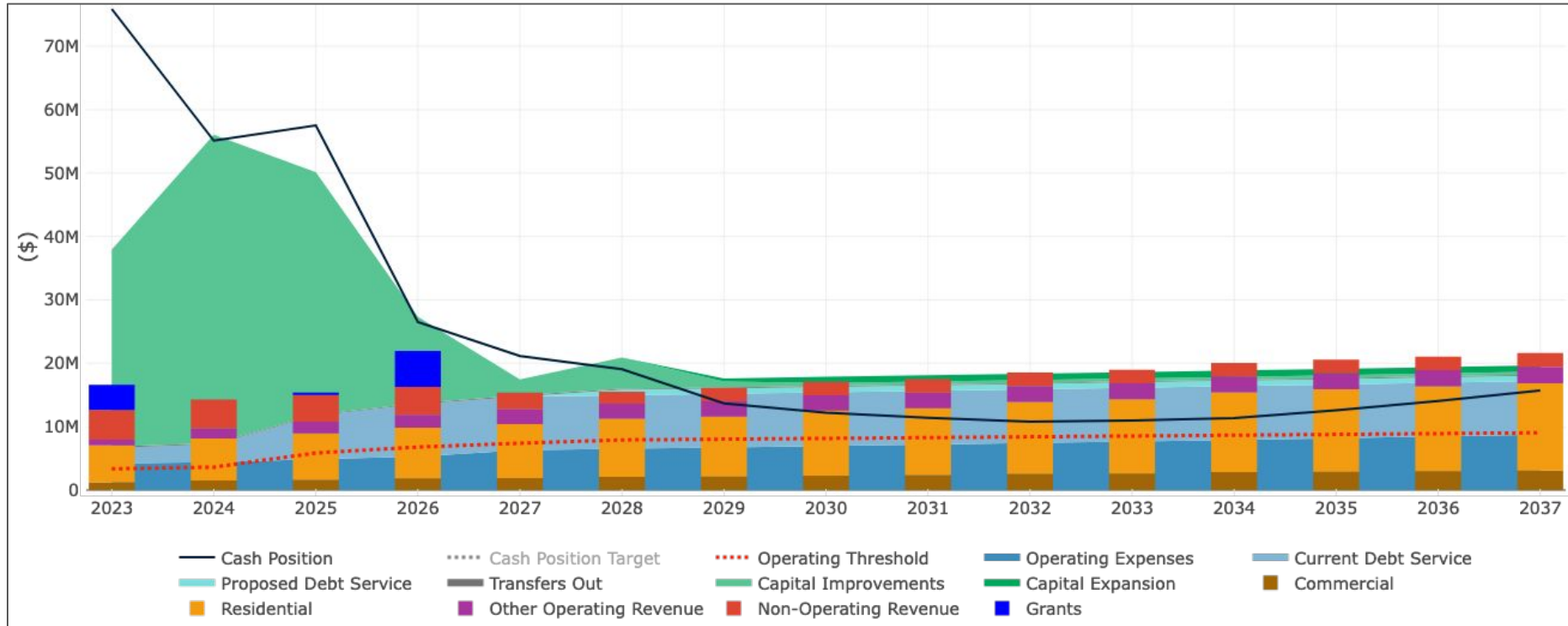
Wastewater Fund

Waterworth Software



Wastewater Fund

Waterworth Software



Wastewater Fund

TUF CONSIDERATIONS

FY25 Revenue	Amount	% Of Total
Storm Drain Revenue	\$3,076,436	19.77%
B&C Allotment	\$2,298,291	14.77%
County Highway & Transit Tax	\$1,262,469	8.11%
County Public Transit Tax	\$572,577	3.68%
Other Fees/Misc. Rev.*	\$695,241	4.47%
Road Repair Assessment	\$905,121	5.82%
Development Seal Coats	\$461,334	2.97%
Grants	\$799,858	5.14%
SD Impact Fees	\$3,617,952	23.26%
Transportation Impact Fees	\$1,868,201	12.01%
Total	\$15,557,480	

Option A

Budget	End Goal	Current Avg. Bill	FY27	FY28	FY29	FY30	FY31	FY32	FY33	FY34	FY35
Water	\$23.47	\$19.74	\$20.24	\$20.74	\$21.26	\$21.79	\$22.34	\$22.90	\$23.47	\$23.47	\$23.47
PI	\$28.07	\$22.82	\$23.51	\$24.21	\$24.94	\$25.69	\$26.46	\$27.25	\$28.07	\$28.07	\$28.07
Sewer	\$57.79	\$48.96	\$48.96	\$50.06	\$51.16	\$52.26	\$53.37	\$54.48	\$55.58	\$56.69	\$57.79
Power	\$90.85	\$82.32	\$84.79	\$87.33	\$89.95	\$90.85	\$90.85	\$90.85	\$90.85	\$90.85	\$90.85
Garbage	\$14.50	\$13.50	\$13.50	\$13.50	\$13.50	\$14.00	\$14.50	\$14.50	\$14.50	\$14.50	\$14.50
Recycle	\$8.50	\$8.00	\$8.00	\$8.00	\$8.25	\$8.50	\$8.50	\$8.50	\$8.50	\$8.50	\$8.50
Storm	\$12.62	\$12.62	\$12.62	\$12.62	\$12.62	\$12.62	\$12.62	\$12.62	\$12.62	\$12.62	\$12.62
TUF	\$5.63	\$0.00	\$3.34	\$5.63	\$5.63	\$5.63	\$5.63	\$5.63	\$5.63	\$5.63	\$5.63
Total	\$241.43	\$207.96	\$214.96	\$222.09	\$227.31	\$231.34	\$234.27	\$236.73	\$239.22	\$240.33	\$241.43
			\$7.00	\$7.13	\$5.22	\$4.03	\$2.93	\$2.46	\$2.49	\$1.11	\$1.10
			3.37%	3.32%	2.35%	1.77%	1.27%	1.05%	1.05%	0.46%	0.46%

- **Remove Road Repair Fee From Water and Power in FY27 - \$600K**
- **Remove Road Repair Fee From Other Utilities in FY28 - \$300K**
- **Implement Tuff Over 2 Years**
 - **FY27 - \$900K**
 - **FY28 - \$1.5M**

Option B

Budget	End Goal	Current Avg. Bill	FY27	FY28	FY29	FY30	FY31	FY32	FY33	FY34	FY35
	End Goal	Current Avg. Bill									
Water	\$23.47	\$19.74	\$20.24	\$20.74	\$21.26	\$21.79	\$22.34	\$22.90	\$23.47	\$23.47	\$23.47
PI	\$28.07	\$22.82	\$23.51	\$24.21	\$24.94	\$25.69	\$26.46	\$27.25	\$28.07	\$28.07	\$28.07
Sewer	\$57.43	\$48.96	\$48.96	\$50.02	\$51.08	\$52.14	\$53.21	\$54.27	\$55.32	\$56.38	\$57.43
Power	\$90.85	\$82.32	\$84.79	\$87.33	\$89.95	\$90.85	\$90.85	\$90.85	\$90.85	\$90.85	\$90.85
Garbage	\$14.50	\$13.50	\$13.50	\$13.50	\$13.50	\$14.00	\$14.50	\$14.50	\$14.50	\$14.50	\$14.50
Recycle	\$8.50	\$8.00	\$8.00	\$8.00	\$8.00	\$8.00	\$8.50	\$8.50	\$8.50	\$8.50	\$8.50
Storm	\$12.62	\$12.62	\$12.62	\$12.62	\$12.62	\$12.62	\$12.62	\$12.62	\$12.62	\$12.62	\$12.62
TUF	\$5.63	\$0.00	\$5.63	\$5.63	\$5.63	\$5.63	\$5.63	\$5.63	\$5.63	\$5.63	\$5.63
Total	\$241.07	\$207.96	\$217.25	\$222.05	\$226.98	\$230.72	\$234.11	\$236.52	\$238.96	\$240.02	\$241.07
			\$9.29	\$4.80	\$4.93	\$3.74	\$3.39	\$2.41	\$2.44	\$1.06	\$1.05
			4.47%	2.21%	2.22%	1.65%	1.47%	1.03%	1.03%	0.44%	0.44%

- Remove Road Repair Fee From All Funds in FY27 - 900K
- Remove Road Repair Fee From Other Utilities in FY28 - \$300K
- Implement Tuff in FY27 - \$1.5M

Option A

Budget	End Goal	Current Avg. Bill	FY27	FY28	FY29	FY30	FY31	FY32	FY33	FY34	FY35
Water	\$23.47	\$19.74	\$20.24	\$20.74	\$21.26	\$21.79	\$22.34	\$22.90	\$23.47	\$23.47	\$23.47
PI	\$28.07	\$22.82	\$23.51	\$24.21	\$24.94	\$25.69	\$26.46	\$27.25	\$28.07	\$28.07	\$28.07
Sewer	\$57.79	\$48.96	\$48.96	\$50.06	\$51.16	\$52.26	\$53.37	\$54.48	\$55.58	\$56.69	\$57.79
Power	\$90.85	\$82.32	\$84.79	\$87.33	\$89.95	\$90.85	\$90.85	\$90.85	\$90.85	\$90.85	\$90.85
Garbage	\$14.50	\$13.50	\$13.50	\$13.50	\$13.50	\$14.00	\$14.50	\$14.50	\$14.50	\$14.50	\$14.50
Recycle	\$8.50	\$8.00	\$8.00	\$8.00	\$8.25	\$8.50	\$8.50	\$8.50	\$8.50	\$8.50	\$8.50
Storm	\$12.62	\$12.62	\$12.62	\$12.62	\$12.62	\$12.62	\$12.62	\$12.62	\$12.62	\$12.62	\$12.62
TUF	\$5.63	\$0.00	\$3.34	\$5.63	\$5.63	\$5.63	\$5.63	\$5.63	\$5.63	\$5.63	\$5.63
Total	\$241.43	\$207.96	\$214.96	\$222.09	\$227.31	\$231.34	\$234.27	\$236.73	\$239.22	\$240.33	\$241.43
			\$7.00	\$7.13	\$5.22	\$4.03	\$2.93	\$2.46	\$2.49	\$1.11	\$1.10
			3.37%	3.32%	2.35%	1.77%	1.27%	1.05%	1.05%	0.46%	0.46%

Option B

Budget	End Goal	Current Avg. Bill	FY27	FY28	FY29	FY30	FY31	FY32	FY33	FY34	FY35
	End Goal	Current Avg. Bill									
Water	\$23.47	\$19.74	\$20.24	\$20.74	\$21.26	\$21.79	\$22.34	\$22.90	\$23.47	\$23.47	\$23.47
PI	\$28.07	\$22.82	\$23.51	\$24.21	\$24.94	\$25.69	\$26.46	\$27.25	\$28.07	\$28.07	\$28.07
Sewer	\$57.43	\$48.96	\$48.96	\$50.02	\$51.08	\$52.14	\$53.21	\$54.27	\$55.32	\$56.38	\$57.43
Power	\$90.85	\$82.32	\$84.79	\$87.33	\$89.95	\$90.85	\$90.85	\$90.85	\$90.85	\$90.85	\$90.85
Garbage	\$14.50	\$13.50	\$13.50	\$13.50	\$13.50	\$14.00	\$14.50	\$14.50	\$14.50	\$14.50	\$14.50
Recycle	\$8.50	\$8.00	\$8.00	\$8.00	\$8.00	\$8.00	\$8.50	\$8.50	\$8.50	\$8.50	\$8.50
Storm	\$12.62	\$12.62	\$12.62	\$12.62	\$12.62	\$12.62	\$12.62	\$12.62	\$12.62	\$12.62	\$12.62
TUF	\$5.63	\$0.00	\$5.63	\$5.63	\$5.63	\$5.63	\$5.63	\$5.63	\$5.63	\$5.63	\$5.63
Total	\$241.07	\$207.96	\$217.25	\$222.05	\$226.98	\$230.72	\$234.11	\$236.52	\$238.96	\$240.02	\$241.07
			\$9.29	\$4.80	\$4.93	\$3.74	\$3.39	\$2.41	\$2.44	\$1.06	\$1.05
			4.47%	2.21%	2.22%	1.65%	1.47%	1.03%	1.03%	0.44%	0.44%