



Emigration Canyon City Council & Community Update

April 21, 2026



Our Vision: A sustainable, united organization that provides for the welfare of our communities.

Our Mission: To provide sustainable quality integrated waste and recycling collection services for the health and safety of our community... because not everything fits in the can.

Our Goals: Sustain a High 90th percentile of Customer Satisfaction, Achieve a High 80th Percentile of Employee Satisfaction, Environmental and Financial Stewardship and Loss Prevention.

WFWRD Services Overview



Base Residential Services (\$26/month) include:

- Weekly 96-gallon curbside garbage & recycling collections
- Bulky waste collection via Seasonal Container Reservation Program (SCRP)
 - April through September (~\$1.2M/year)
- Landfill Vouchers for a residential truck, car, or trailer loads (~\$75k/year)
- Central glass drop-off recycling locations and hauling
- Container Repair and Replacement (5 to 7 business days)
- Seasonal Services:
 - Central leaf bag distribution, collections/hauling, and disposition (~\$125k/year)
 - Curbside Christmas tree collections and disposition (~\$75k/year)
- Recycling Education & Outreach and Special Events participation
- In-House, Local Customer Service (M-F 8am-4:45pm)
- In-House, Local Billing/Account Management
 - Monthly Billing began in 2026 (first bill in February)

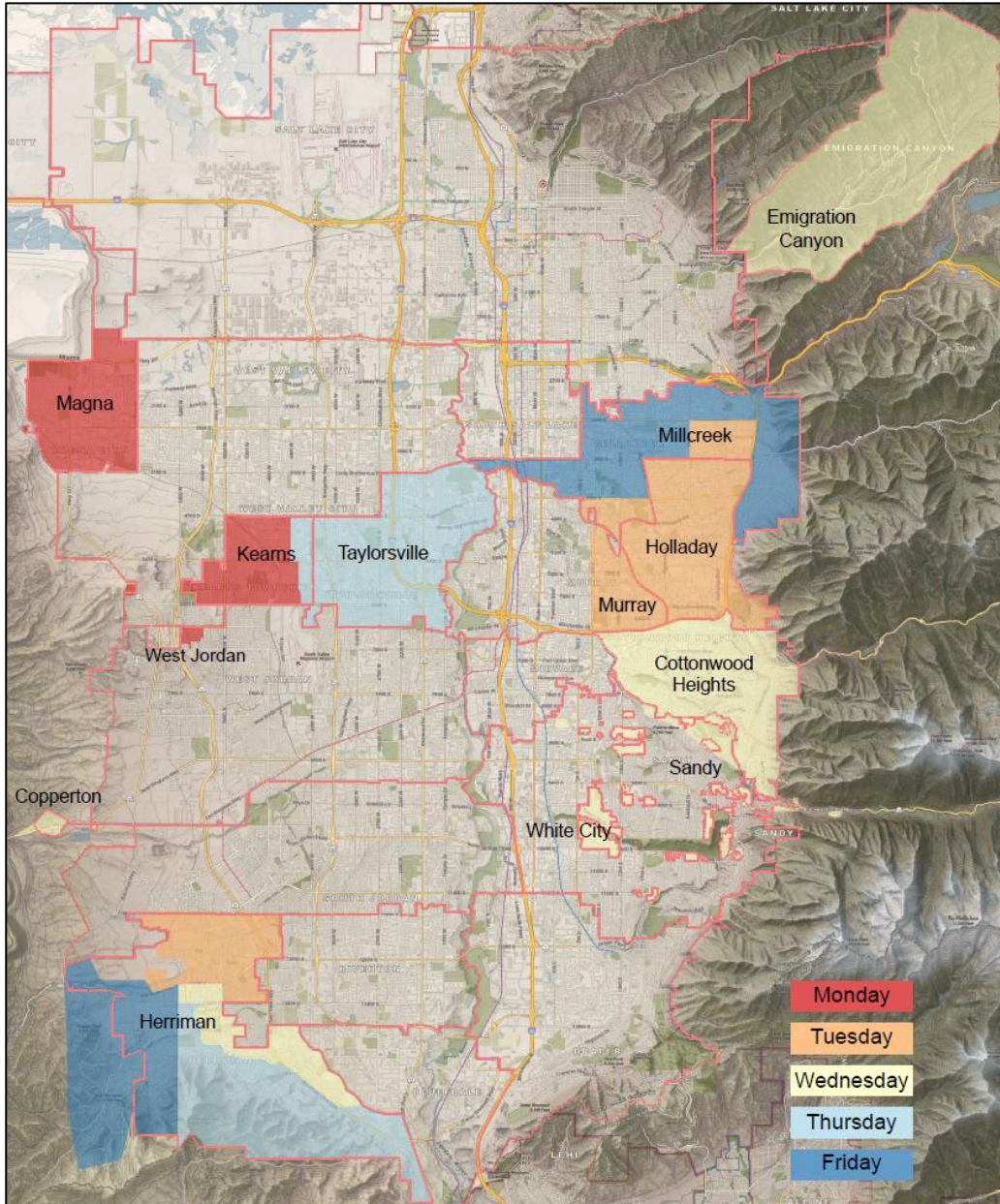
Subscription Services:

- Curbside Green Waste Reclamation Services (March-December)
 - \$12.00 per month
- Curbside Glass Recycling
 - \$8.50 per month



**2025 District-wide Tonnages
Jan. 1 - Dec. 30, 2025**

WFWRD Service Areas



Service Area	No. of Homes Serviced
Millcreek	15,748
Taylorsville	13,790
Herriman	10,906
Kearns	10,023
Cottonwood Heights	9,978
Holladay	9,091
Magna	7,991
Murray	2,865
White City	1,826
Sandy Hills	819
Emigration Canyon	607
Brighton	591
Sandy City	506
Willow Creek	501
Granite	435
Copperton	285
Willow Canyon	248
Southwest	211
Other	56
Big Cottonwood Canyon	13
4B Lane	5
Totals	86,495

- *WFWRD services 607 households in the City of Emigration Canyon*
- *86,495 total homes serviced as of December 31, 2025*
- *Collection and go-back days are established to maximize efficiencies*
- *Disposition facilities for trash and recycling are based on geographic service area and cost*
- *“Other” includes Little Cottonwood Canyon and North Salt Lake County*

Homes Serviced by WFWRD



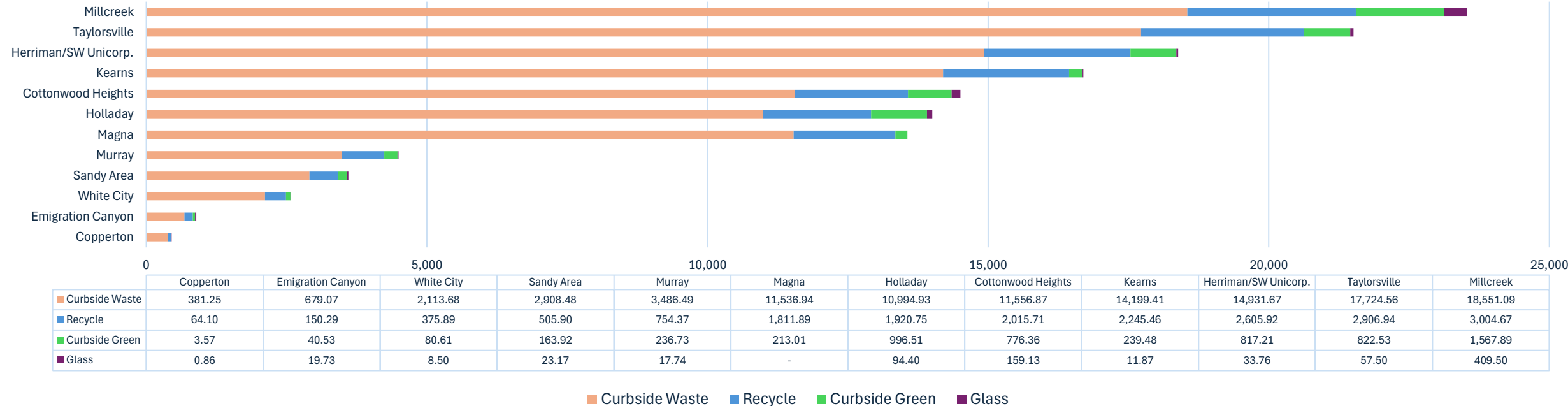
Total Homes Serviced & Cans per Service Area as of December 31, 2025

Service Area	No. of Homes Serviced	Trash Cans Combined	Recycle Cans Combined	Green Cans Combined	Glass Cans Combined	Total Cans
Millcreek	15,748	16,838	15,656	3,343	821	36,658
Taylorville	13,790	15,650	13,903	1,697	117	31,367
Herriman	10,906	12,445	11,273	1,866	-	25,584
Kearns	10,023	10,988	10,184	520	-	21,692
Cottonwood Heights	9,978	10,985	10,084	1,756	405	23,230
Holladay	9,091	10,399	9,164	1,841	364	21,768
Magna	7,991	8,763	8,040	474	-	17,277
Murray	2,865	3,172	2,863	433	102	6,570
White City	1,826	2,018	1,848	182	21	4,069
Sandy Hills	819	942	831	103	8	1,884
Emigration Canyon	607	629	592	92	60	1,373
Brighton	591	-	-	-	-	-
Sandy City	506	588	505	70	13	1,176
Willow Creek	501	618	518	97	6	1,239
Granite	435	545	446	53	24	1,068
Copperton	285	301	287	8	-	596
Willow Canyon	248	273	249	50	9	581
Southwest	211	256	222	3	-	481
Other	56	-	-	-	-	-
Big Cottonwood Canyon	13	-	-	-	-	-
4B Lane	5	11	2	-	-	13
Totals	86,495	95,421	86,667	12,588	1,950	196,626

2025 Curbside Tons Collected by Service Area

2025 Curbside Tons by Service Area, Material Type, and Disposition Facility											
Service Area	SLV LF	SLV TS	TransJordan	Total Curbside Waste	RMR	WM	Total Recycle	Curbside Green	Glass	Totals	Diversion Rate
Millcreek	193.63	18,357.46	-	18,551.09	3,004.67	-	3,004.67	1,567.89	409.50	23,533.15	21%
Taylorville	1,732.20	15,992.35	-	17,724.56	2,305.00	601.94	2,906.94	822.53	57.50	21,511.53	18%
Herriman/SW Unicorp.	-	-	14,931.67	14,931.67	2,605.92	-	2,605.92	817.21	33.76	18,388.56	19%
Kearns	11,707.03	2,492.38	-	14,199.41	59.46	2,186.00	2,245.46	239.48	11.87	16,696.21	15%
Cottonwood Heights	-	11,556.87	-	11,556.87	2,015.71	-	2,015.71	776.36	159.13	14,508.07	20%
Holladay	-	10,994.93	-	10,994.93	1,920.75	-	1,920.75	996.51	94.40	14,006.59	22%
Magna	11,057.86	479.08	-	11,536.94	43.18	1,768.71	1,811.89	213.01	-	13,561.84	15%
Murray	-	3,486.49	-	3,486.49	754.37	-	754.37	236.73	17.74	4,495.33	22%
Sandy Area	-	2,908.48	-	2,908.48	505.90	-	505.90	163.92	23.17	3,601.48	19%
White City	-	2,113.68	-	2,113.68	375.89	-	375.89	80.61	8.50	2,578.68	18%
Emigration Canyon	-	679.07	-	679.07	150.29	-	150.29	40.53	19.73	889.62	24%
Copperton	-	-	381.25	381.25	64.10	-	64.10	3.57	0.86	449.78	15%
Totals	24,690.72	69,060.79	15,312.92	109,064.43	13,853.16	4,556.65	18,409.81	5,958.34	836.16	134,268.74	18.77%

2025 Curbside Tons Collected by Service Area

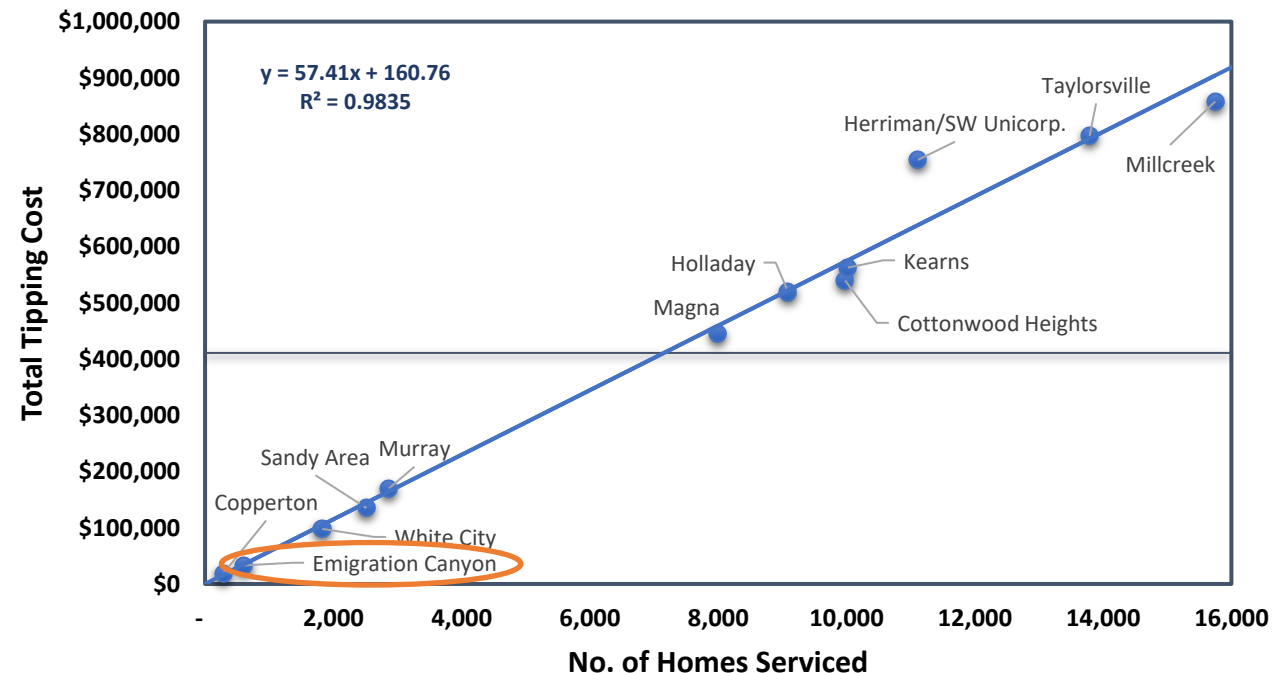


Cost Comparisons to Other Companies/Agencies/Service Areas

- WFWRD has developed a new service cost comparison throughout the Salt Lake metropolitan area, including Salt Lake County, Utah County, and Davis County
- Due to the varying types of services offered, costs comparisons are often ‘apples to oranges’ and are not directly comparable (e.g., biweekly v. weekly recycle collection)
- WFWRD has learned that several cities utilize general fund sources to provide ancillary and administrative services whereas WFWRD operates as a single enterprise fund with limited revenue sources and overall serviceability

2025 Curbside Tipping Costs by Service Area & Material Type				
Service Area	Curbside Waste	Total Curbside Recycle	Curbside Green	Totals
Millcreek	\$685,281.89	\$146,064.32	\$26,656.59	\$858,002.80
Taylorsville	\$642,868.43	\$139,646.83	\$14,108.12	\$796,623.37
Herriman/SW Unicorp.	\$612,907.08	\$127,437.37	\$13,960.72	\$754,305.17
Kearns	\$438,508.07	\$119,840.16	\$4,093.69	\$562,441.93
Cottonwood Heights	\$427,652.06	\$98,635.68	\$13,211.67	\$539,499.41
Holladay	\$407,030.55	\$94,747.87	\$16,860.16	\$518,638.58
Magna	\$344,824.23	\$97,096.32	\$3,638.94	\$445,559.49
Murray	\$129,069.46	\$36,572.31	\$4,005.24	\$169,647.01
Sandy Area	\$107,625.91	\$24,755.62	\$2,789.47	\$135,171.00
White City	\$78,214.92	\$18,393.67	\$1,371.75	\$97,980.33
Emigration Canyon	\$25,128.26	\$7,162.80	\$689.70	\$32,980.76
Copperton	\$15,649.16	\$3,134.65	\$61.03	\$18,844.84
Totals	\$3,914,760.02	\$914,678.22	\$101,447.08	\$4,930,885.32

2025 Total Curbside Tipping Costs by Service Area and Number of Homes Served



Cost Comparisons to Other Companies/Agencies/Service Areas

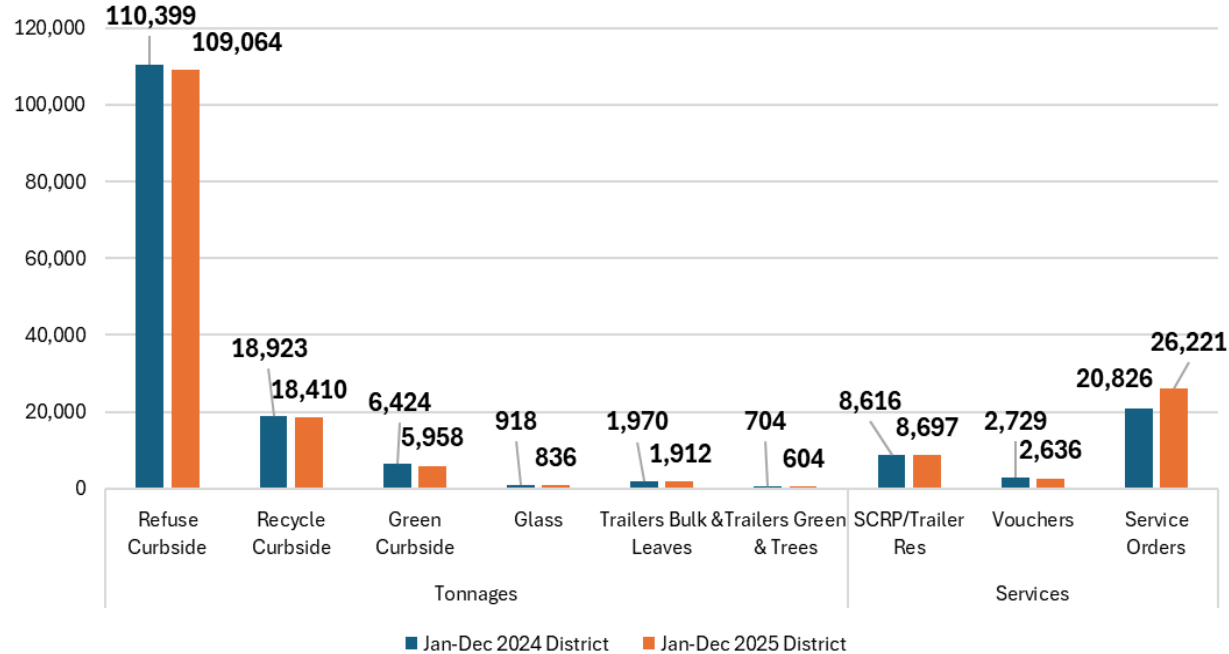
Attribute/Service <i>(all costs are on a per/month basis unless specifically noted)</i>	Salt Lake City	Ogden	WFWRD	Farmington	Cedar Hills	West Jordan	Pleasant Grove	Sandy <i>(non-WFWRD)</i>	Layton
Base Services (Trash & Recycling)									
Base Rate (per month, residential)	90-Gal: \$36.52 60-Gal: \$30.75 40-Gal: \$24.09	\$26.14 - 96-Gal (Garbage & Recycling) \$20.68 - 64-Gal (Garbage & Recycling)	\$26.00 <i>(96-Gal Cans)</i>	\$24.40 (with recycling) <i>\$20.50 (garbage only)</i>	\$24.33 (with recycling) <i>\$12.83 (garbage only)</i>	\$23.43 <i>(Includes Seasonal Waste Can)</i>	\$22.12 (with recycling) <i>\$14.08 (garbage only)</i>	\$21.75 <i>(includes "Bulk Waste Fee")</i>	\$21.15 (with recycling) <i>\$13.65 (garbage only)</i>
Services <i>Included in Base Rate</i>									
Recycling Pickup ✓ = Weekly ✓ = Bi-weekly	✓	✓	✓	✓	✓	✓	✓	✓	✓
Bulky Waste Program (included in base service): ✓ = Curbside/Driveway ● = Central Drop-off or Other	✓	●	✓	✗	●	●	●	✓	✗
Landfill Voucher	✗	✓	✓	✗	✓	✗	✓	✗	✗
Leaf Collection (included in base service): ✓ = Curbside, ● = Central Drop-off or Other	✗	●	●	✗	✗	✗	✗	✗	✗
Christmas Tree Collection (included in base service): ✓ = Curbside, ● = Central Drop-off or Other	✓	✗	✓	✓	●	✓	●	●	✓
Curbside Green Waste	✓	✗	✗	✗	✗	✗	✗	✗	✗
Glass Recycling (included in base service): ✓ = Curbside, ● = Central Drop-off	●	●	●	●	✗	●	✗	✗	●
Moving Boxes Pickup	✗	✗	✓	✗	✗	✗	✗	✗	✗
In-House Customer Service: ✓ = Handle W&R Only ✓ = General Public Works or City	✓	✓	✓	✗	✗	✓	✓	✓	✓
In-House Billing & Account Mgmt ✓ = Refuse specific ✓ = Public Works or Other	✓	✓	✓	✗	✓	✓	✗	✓	✓
Additional Program Details									
Curbside Green Waste Subscription									
- Offered?	✗	✗	✓	✓	✗	✗	✗	✗	✗
- Rate (per month)	Included in base rate	N/A	\$12.00	\$9.70	N/A	N/A	N/A	N/A	N/A
Curbside Glass Subscription									
- Offered?	✓	✗	✓	✗	✗	✗	✗	✓	✗
- Rate (per month)	\$8.49	N/A	\$8.50	N/A	N/A	N/A	N/A	\$8.00	N/A
Additional Waste or Recycling Can									
- Offered?	✓	✓	✓	✓	✓	✓	✓	✓	✓
- Rate (per can/month)	90-gal: \$36.52 60-gal: \$30.75 40-gal: \$24.09	Garbage/Rec: \$22.80	\$19.50 Garbage \$5.00 Recycling	Garbage: \$25.00 Rec: \$25.00	Garbage: \$10.05 Recycling: \$8.98	Garbage: \$14.40 Rec: \$7.21	Garbage ONLY: \$10.68	2nd Garbage: \$8 2nd Rec: \$2.55 3rd Garbage: \$15.95	Trash: \$10.95 Rec: \$10.95

Emigration Canyon Service Area

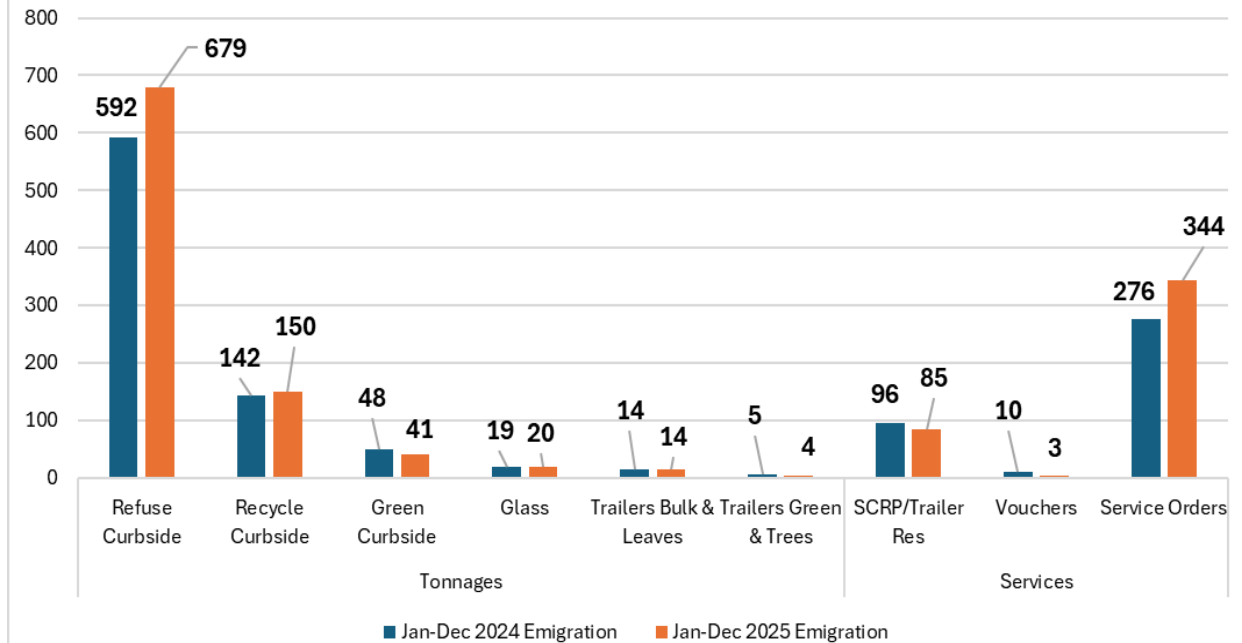
January through December Tonnage Comparisons and Landfill Vouchers



2024 District vs 2025 District (Jan - Dec)



2024 Emigration vs 2025 Emigration (Jan - Dec)



- ✓ 2024: 2,729 Landfill Vouchers redeemed District-wide at the Trans-Jordan & Salt Lake County Sites totaling \$42,370 in customer savings.
- ✓ 2025: 2,636 Landfill Vouchers redeemed District-wide at the Trans-Jordan & Salt Lake County Sites totaling \$41,800 in customer savings.

- ✓ 2024: 10 Landfill Vouchers redeemed by Emigration Canyon Service Area residents totaling \$160 in customer savings.
- ✓ 2025: 3 Landfill Vouchers redeemed by Emigration Canyon Service Area residents totaling \$48 in customer savings.

January-December 2025 Emigration Canyon Service Area Tonnages and Diversion



Curbside Refuse
(Garbage): 679 tons
collected



Curbside Recycling:
150 tons diverted



23.67%
Diverted



Curbside Green Waste:
Approximately 41 tons
diverted (90 Subscribers)



Glass: No cost for processing.
60 Curbside subscribers diverted 20
tons.

- ✓ The 607 homes in the Emigration Canyon Service Area are 0.7% of the 86,495 homes serviced by WFRD
- ✓ Emigration Canyon Service Area residents diverted 23.67% of waste away from the landfill
 - ✓ *Excludes enclosure container data*
- ✓ Average garbage disposal fee for Emigration = \$37 per ton at the Salt Lake Valley Transfer Station
- ✓ Average recycling processing fee for Emigration at Rocky Mountain Recycling = \$47.66 per ton
- ✓ Processing for green curbside = \$17.02 per ton

Recycle Can Guide

Recyclables must be empty, clean, and dry. **NO BAGS!**



Accepted Items

Plastic Bottles & Jugs (Leave lids on bottles)



Plastic Tubs & Plastic Jars



Paper Clean office paper, mail and newsprint. (NO paper plates/cups, or paper towels/tissues)



Cardboard & Paperboard



Metal Cans



Aluminum, tin, and empty aerosol cans

Make sure your recycling can lid closes completely. Break down cardboard boxes to fit inside the container and help prevent service interruptions.

Hard to Recycle Materials

Do you have a hard to recycle item? Scan this QR code to see drop off locations for hard to recycle materials!



Not Accepted Items



Styrofoam



Electronics*



Glass*



Scrap Metal*



Clothing and Shoes*



Plastic bags/film* (No bagged recyclables)



Bulk Rigid Plastic*



Yard Waste*



Tanglers



Food Waste*

* Items may be recycled/reused via other programs in your area. Scan the "Hard to Recycle" QR code for resources

Green Waste Can Guide



Accepted Items



Weeds and lawn clippings



Sticks and branches



Tea bags & coffee grounds (NO COFFEE FILTERS)



Leaves (NO BAGS)



Eggshells



Fruits and vegetables (Please remove stickers)

Accepted items are delivered to Salt Lake Valley Landfill where they are turned into nutrient-rich compost!

- Items not listed should be discarded or recycled separately.
- Keep all items loose – do not bag or tie any material in bundles.
- Make sure the lid closes completely, and cut down branches to fit inside.

Not Accepted Items



Compostable or biodegradable packaging



Animal Waste



Paper and cardboard products



Meat or Dairy Products



Bagged items



Sod, dirt or rocks



Construction wood or lumber



Trash

2025 Preliminary Revenues & Expenses *(unaudited)*



	YTD Actuals	Budget 2025	Percent of Budget
Revenues			
Total Revenues	\$ 32,901,016	\$ 31,292,700	105.14%
Expenses			
Personnel Expenses			
Total Personnel Expenses	\$ 11,022,435	\$ 12,803,700	86.09%
Operating Expenses			
Fuel	\$ 1,118,654	\$ 1,641,500	68.15%
Maintenance	4,868,365	5,078,600	95.86%
Disposal Fees SLValley Landfill	3,758,741	3,880,000	96.87%
Disposal Fees TransJordan and Other	707,690	770,700	91.82%
Vendor Recycling Fees	903,436	1,045,000	86.45%
Can Purchases	609,769	565,000	107.92%
County Interlocal IT/Phone Services	273,482	241,200	113.38%
Land Leases	11,500	11,900	96.64%
County Interlocal Shared Bldg Costs	355,352	370,900	95.81%
County Interlocal Operations/Truck Lease	137,409	143,800	95.56%
Attorney/Legal	47,771	37,300	128.07%
Property Insurance/Claims	389,734	330,500	117.92%
Other (mailing, postage, office, adv)	1,329,587	1,677,860	79.24%
Depreciation	2,361,207	2,620,000	90.12%
Interest Expense	48,249	74,740	64.56%
Total Operating Expenses	\$ 16,920,946	\$ 18,489,000	91.52%
Total Expenses	\$ 27,943,381	\$ 31,292,700	89.30%

- 2025 financials do not include capital replacement expenses
 - 2025 approved capital expenses totaled \$5.57M (actual = \$2.66M)
- WFWRD has implemented several cost-savings measures in 2025 while retaining all lines-of-service
 - Reduction-in-Force (RIF) – 3 FTEs
 - Reclassification of some administrative positions
 - Optimizing scheduling and routing to minimize overtime/maximize efficiencies
 - Verification of reported missed pickups
 - SCRPs and Landfill Voucher process optimization
 - Ongoing vendor renewal negotiations
 - Purchase of diesel v. CNG trucks due to elevated costs
- Absorbing increased costs, where practicable

2025 Costs Savings Realized

Description	Cost Savings	Notes
Purchase of Diesel v. CNG Trucks (\$50,000 × 8)	\$400,000	One-time (ongoing in 2026)
Reduction-in-Force (RIF)	\$225,000	Ongoing
Underfilling Supervisor/QA Positions	\$265,000	Ongoing
Administrative Reclass (i.e., Controller/Treasurer)	\$35,000	Ongoing
Route Optimization (fuel/R&M/tipping fee reduction)	\$550,000	Ongoing
Scheduling Optimization (Reduction in Overtime)	\$135,000	Ongoing
Verification of Reported Missed Pickups	\$95,000	One-time (ongoing in 2026)
Limited Can Service Audit (underbilled accounts)	\$90,000	Ongoing
Vendor Transitions & Renewal Negotiations	\$25,000	Ongoing

- Quantifiable **cost savings for calendar 2025 totaled \$1,820,000**, many of which include ongoing savings in 2026
 - This equates to ~5% of the combined operating and capital budget (\$36.8M) that was approved for 2025
- **Priorities, Goals, and Initiatives** (PGIs) being led by the General Manager will track efficiency and cost savings throughout the calendar year and will identify ongoing v. one-time costs savings
 - New cost savings identified as of March 2026 already exceed \$500k with additional savings anticipated throughout 2026

Seasonal Container Reservation Program (SCRP) Updates



City	% of Repeats 2023	% of Repeats 2024	% of Repeats 2025
4B Lane	100%	100%	50%
Copperton	35%	77%	64%
Cottonwood Heights	34%	38%	14%
Granite	57%	35%	25%
Herriman	36%	40%	33%
Holladay	25%	41%	30%
Kearns	38%	41%	23%
Magna	35%	40%	16%
Millcreek	39%	36%	11%
Murray	34%	43%	36%
Sandy City	17%	50%	5%
Sandy Hills	27%	21%	22%
Southwest	73%	21%	54%
Taylorsville	34%	34%	11%
White City	34%	37%	3%
Willow Canyon	60%	33%	44%
Willow Creek	38%	40%	35%
Avg %	42%	43%	28%

- In 2026, WFWRD is strategizing to increase SCRCP service capacity to better meet SCRCP service demand (focus on denser, more populated communities)
- The overall bulky waste program offered by WFWRD is being evaluated in an attempt to identify and implement the optimal program structure (estimated 2027, if applicable)
- The fee-based residential trailer rental program is unavailable in 2026 with a shift of resources to support SCRCP
- The tiered reservation system has continued to be refined and optimized in 2026

Historical & 2026 Projected	2023	2024	2025	2026
Seasonal Budgeted Positions (Drivers/Ground Crew)	10 / 4	10 / 4	10 / 4	12 / 0
Permanent Budgeted Positions (Drivers)	NA	NA	NA	2
Total Budgeted Positions (Seasonal & Permanent)	10 / 4	10 / 4	10 / 4	14 / 0
Actual Positions (Drivers/Ground Crew)	6 / 3	6 / 3	8 / 0	TBD
Trucks Leased / Owned	10 / 3	8 / 4	8 / 3	10 / 4
Days of Program	119	120	120	TBD
Total Containers Delivered	7,421	7,105	7,457	TBD
Containers Delivered per Day	62	59	62	≥72



2026 Emigration Canyon Trailer (in Lieu of SCRP) Service Dates

2026 SCRCP SCHEDULE									
CITY	Post Card Mail Dates			Website Reservation Open			2026 SCRCP Servicing Dates		
	Zone 1	Zone 2	Zone 3	Zone 1	Zone 2	Zone 3	Zone 1	Zone 2	Zone 3
Emigration Canyon	30-Mar			16-Apr			May 4-29		

WASATCH FRONT
Waste & Recycling District

Canyons SCRCP Reservation Form

Complete the steps below to reserve a container delivery date. Dates with remaining capacity show as available.

Use the address dropdown (do not type full address) | Full dates will display as unavailable

- Select reservation date**
Choose an available delivery date
- Confirm service city**
Select your service area
- Verify address**
Select and confirm your service address
- Submit and confirm**
Review and submit your reservation

STEP 1

Reservation Details & Customer Information

Select your date and service city.

I UNDERSTAND
I understand that I am responsible for ensuring I am reserving a container in the correct tier and zone for my address. If I reserve in the wrong tier or zone, my reservation will be denied with no exceptions. I acknowledge that I will not be eligible for rescheduling outside of the correct tier or zone. If the correct tier or zone is still open, I may reserve at that time. If it has already closed, I understand that I must wait until the next following year.

RESERVATION DATE

Reservation Date *

- Select a date for the container -

Full dates will automatically close.

<https://wfwrdutah.gov/scrp-canyons>

- **NEW PROCESS** – due to trailer program cessation
- Trailers provided in lieu of regular SCRCP containers
- SERVICE DATES: May 4-29
- 3 reservation allocations per day
- Trailers removed the business day following delivery
- WFWRD’s goal is to service 10% of households per service area/year
 - At 19 days, this equates to 57 services or 9.4% of Emigration Canyon households
 - 2025 resulted in an average of 9% of total households serviced District-wide
 - WFWRD is open to ideas on how to enhance bulky waste services to the City of Emigration Canyon

NEW SERVICE OFFERINGS FROM WFWRD

Specialty Curbside Collection Services (Residential Only)

Base Pickup Rate - Specialty Collections

Beginning May 1st, 2026



Valley (In-District):
per household
\$20.00



Canyon Communities (In-District):
per household
\$30.00



Valley (Out-of-District):
per household
\$40.00


Tires

No Rim **\$5.00** each
With Rim **\$6.00** each



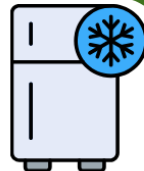
Mattresses

\$20.00 each



Appliances

Freon-Containing
\$25.00 each



Appliances

Non-Freon-Containing
\$10.00 each



Forget to set out your can or need an extra pickup?

We've got you covered!

\$25.00 per trip

Service for In-District Residents Only. Base pickup rate does not apply for this service.



AVAILABLE NOW!

By request, subject to availability and geographic location.



(385) 468-6325

WWW.WFWRDUTAH.GOV



WASATCH FRONT
Waste & Recycling District

2027 Bulky Waste Considerations



- **WFWRD is in the preliminary stages of evaluating a curbside bulky waste model**
 - Would eliminate the need for containers and individual deliveries to/from the landfill/transfer station
 - Average tons/container in 2025 was 0.79 with 7,457 individual hauls to a disposal/transfer facility
 - Rear load trucks can haul a capacity of up to 9.0 tons per load
 - If rear loads were used in 2025 with a maximum payload of ~9.0 tons, the **number of hauls would have been reduced from 7,457 to 655**, significantly reducing mileage/fuel, driver time, and repair and maintenance costs
 - A curbside program would utilize a rear load truck, front-end loader, and a laborer/helper
 - Two crews on rotation would significantly increase capacity and frequency of service
 - Would reduce the reliance of seasonal drivers
 - Would eliminate the need to lease hook lift trucks from the County (10 in 2026)
 - Would reduce repair, maintenance, and fuel costs (28,000 miles driven in 2025)
 - What would we need?
 - Support from partner cities and code compliance departments
 - Large-scale education and outreach campaign
 - Existing SCRIP containers could be used as a fee-based service for construction and demolition debris, remodels, roofing replacements, etc.





SCRP Acceptable & Prohibited Materials

- **Non-WFWRD bulky waste programs do not accept a variety of materials being accepted via SCRCP:**
 - Construction and demolition debris
 - Rocks, sod, dirt, cinderblocks, and other heavy weight materials
 - Asphalt shingles, roofing replacement materials, contractor/home renovation waste
- **In 2026, WFWRD has updated its SCRCP agreement to explicitly prohibit the following materials (potential assessments):**
 - Tires (of any size or quantity)
 - Hazardous, radioactive, toxic, or other regulated wastes, including but not limited to asbestos, solvents, paints, hydrocarbons, antifreeze, pesticides, herbicides, propane tanks, gasoline, freon, batteries, fuel/oil products of any kind, compressed gases, polychlorinated biphenyls (PCBs), mercury or mercury containing devices, uranium mill tailings, and biohazardous or infectious laboratory/medical waste
 - Materials contaminated with or used in the production of methamphetamines
 - Ammunition, firearms, or explosives
 - Engines, transmissions, or other items that may pose risks to human health and the environment (e.g., catalytic converters, lead acid batteries, and lithium batteries, including electric vehicle batteries)
 - Barrels, drums, or containers over five (5) gallons in capacity unless they have been completely emptied, had the top removed, been cut or punctured to render them unusable, and contain no residue
 - Freon or freon-containing appliances
 - Animal carcasses and human excrement, remains, or body parts
 - Materials containing free liquids as defined in 40 CFR 260.10
 - Materials generated by commercial, contractor, or industrial activities
 - Materials that attract, generate, or harbor vermin or rodents, present conditions that are harmful to public health, or that create a fire hazard, safety hazard, odor, or nuisance

Upcoming Items & Initiatives

- **Transition to new payment services platform (May 2026)**
 - Simple and secure payments
 - Online, in-person, phone (IVR), automatic payments, etc.
 - Paperless and autopay customers will need to register an account
 - Customers with emails on file will receive a notice with a link to register an account (noreply+wasatch-fwr-district@paydici.com)
- **Transition to postcard billing (June 2026)**
 - Reduced printing and mailing costs (~\$200k annually)
 - Paperless, e-bills are strongly encouraged
- **WFWRD Board of Trustees Strategic Planning Retreat (April 27)**
- **Line-of-Service Financial Assessment by Geographic Service Area**
 - WFWRD service areas are not all the same (density, needs, wants)
 - Considerations for differing service levels (weekly v. biweekly recycling)
- **Continued bulky waste program improvement analysis**
 - How can WFWRD best support fire mitigation in Emigration Canyon?
 - Consideration to reinstate fee-based trailer/container rentals?
- **Implementation of new residential specialty curbside collection program (May 2026)**
 - What other bulk items might need to be added to this program?

FAST • SIMPLE • SAFE

We've partnered with a third-party service to bring you a faster, simpler way to pay. Securely manage your utility bills and payments through one easy-to-use account with flexible online options. It's bill management made easy—and always secure.

paymybill.link/wasatch

Secure Payments Set Up Auto Pay Schedule Payments Paperless Billing

Upfront Fee Transparency View Account History Text/Email Notifications Store Payment Methods

VISA AMEX DISCOVER echeck Apple Pay Google Pay

point&pay
by NorIT

Thank You!



Questions?



EVAN TYRRELL

General Manager

604 West 6960 South

Midvale, UT 84047

Office: (385) 468-6342

Email: etyrrell@wfwrdutah.gov