

THIS AGENDA IS SUBJECT TO CHANGE WITH MINIMUM 24 HOURS NOTICE



## UNIFIED FIRE AUTHORITY BOARD AGENDA

April 21, 2026, 7:30 a.m.

NOTICE IS HEREBY GIVEN THAT THE UNIFIED FIRE AUTHORITY BOARD OF DIRECTORS SHALL ASSEMBLE BOTH ELECTRONICALLY AND IN-PERSON FOR A MEETING AT UFA HEADQUARTERS LOCATED AT 3380 SOUTH 900 WEST, SALT LAKE CITY, UT 84119

THE PUBLIC MAY ATTEND IN-PERSON OR ELECTRONICALLY VIA ZOOM WEBINAR AT:  
<https://zoom.us/j/98255960431?pwd=VW9iWk1KQ0JYTi9lSDIxMS96KzZXZz09>  
Password: 123911

---

1. Call to Order – Chair Fotheringham
2. Public Comment  
Please limit comments to three minutes each and be germane to the agenda items or UFA business. The UFA Board typically will not engage directly but may direct staff to address comments following the meeting.  
There are three options for comments during this meeting:
  - a. In-Person.
  - b. Live during the Webinar by logging in as described above. If you wish to make a comment, select the “Raise Hand” button at the bottom of the screen. You will then be added to the queue and invited to speak.
  - c. EMAIL: Public comments will be accepted prior to the meeting via email at [publiccomment@unifiedfire.org](mailto:publiccomment@unifiedfire.org) until 7:00 a.m. April 20, 2026. Emailed comments submitted prior to 7:00 a.m. April 20, 2026, will be read or summarized into the record, comments received after the deadline will be forwarded to the UFA Board, but not read into the meeting record or addressed during the meeting.
3. Minutes Approval –Chair Fotheringham
  - a. March 17, 2026 UFA Board Meeting Minutes
  - b. March 19, 2026 Benefits & Compensation Meeting Minutes
4. Consent Agenda
  - a. Review of March Disbursements – CFO Hill
5. Consider the Date of June 16, 2026 at 7:30 a.m. for two Public Hearings to Receive and Consider Comments on: – CFO Hill
  - a. Proposed Amendments to the 2025/2026 Fiscal Year Budget
  - b. Final Budget for the 2026/2027 Fiscal Year

6. Consider the Date of June 16, 2026 at 6:00 p.m. for a Public Hearing to Receive and Consider Comments on: – CFO Hill
  - a. Fee Schedule for the 2026/2027 Fiscal Year
  
7. Committee Updates
  - a. Benefits & Compensation Committee – Chair Buroker
    - i. Last meeting 03/19/26
  - b. Governance Committee – Chair Gettel
    - i. Next meeting 04/30/26
  - c. Finance Committee – Chair Henderson
    - i. Last meeting 04/09/26
    - ii. Next meeting 05/14/26
  
8. Standards of Cover –AC Dern
  
9. Administrative and Planning Report—AC Russell/FM Watkins
  - a. House Bill 41
  - b. Firework Messaging
  
10. Operations Report – AC Dern
  - a. Incident Highlight-OC Kay
  - b. Zoll Monitor Update
  
11. Fire Chief Report
  - a. Community Outreach Messaging
  - b. Patient Satisfaction Survey
  - c. Captains Test/Upcoming Leadership Academy
  - d. Future Fire Station Location
  - e. Chief’s Recognition
  
12. Possible Closed Session

The Board may consider a motion to enter Closed Session. A closed meeting described under Utah Code Section 52-4-205 may be held for specific purposes including, but not limited to:

  - a. discussion of the character, professional competence, or physical or mental health of an individual;
  - b. strategy sessions to discuss pending or reasonably imminent litigation;
  - c. strategy sessions to discuss the purchase, exchange, or lease of real property;
  - d. discussion regarding deployment of security personnel, devices, or systems; and
  - e. investigative proceedings regarding allegations of criminal misconduct.

A closed meeting may also be held for attorney-client matters that are privileged pursuant to Utah Code § 78B-1-137, and for other lawful purposes that satisfy the pertinent requirements of the Utah Open and Public Meetings Act.
  
13. Adjournment – Chair Fotheringham

Open and Public Meeting Training will take place following this meeting for both the UFA and UFSA Board Members.

## **Upcoming Events**

### **2026 UFA Banquet**

April 24, 2026

5:00pm

The Garden Place Venue at Heritage Park

### **UFA 2<sup>nd</sup> Quarter Promotional Ceremony**

May 4, 2026

6:00pm

JATC

### **Recruit Camp 61 Graduation**

May 6, 2026

6:00pm

ECC Board Room

**The next UFA Board meeting will be held May 19, 2026, at 7:30 a.m. both electronically and at UFA Headquarters located at 3380 South 900 West, Salt Lake City, UT 84119**

#### **THE PUBLIC IS INVITED TO PARTICIPATE IN ALL UFA MEETINGS.**

**In accordance with the Americans with Disabilities Act, UFA will make reasonable accommodation for participation in the meetings. Please call the clerk at least three working days prior to the meeting at 801-743-7213. Motions relating to any of the foregoing, including final action, may be taken at the meeting. This meeting will also be held electronically to allow members of the UFA Board to participate. This agenda is subject to change with a minimum 24-hour notice.**

#### **CERTIFICATE OF POSTING**

The undersigned, does hereby certify that the above agenda notice was posted on this 17<sup>th</sup> day of April, 2026, on the UFA bulletin boards, the UFA website [www.unifiedfire.org](http://www.unifiedfire.org), posted on the Utah State Public Notice website <http://www.utah.gov/pmn/index.html> and was emailed to at least one newspaper of general circulation within the jurisdiction of the public body.

Micayla Dinkel, UFA Board Clerk





## UNIFIED FIRE AUTHORITY BOARD MINUTES

March 17, 2026 7:30 AM

Electronically via Zoom Webinar/UFA Headquarters-3380 South 900 West SLC, UT 84119

---

- Call to Order

Quorum present

Chair Fotheringham called the meeting to order at 7:30 am.

- Public Comment

None

Public comment was available live and with a posted email address.

- Minutes Approval

a. February 17, 2026

Councilmember Huish made a motion to approve the February 17, 2026, minutes as submitted. Mayor Overson seconded the motion, and all voted in favor; none opposed.

- Consent Agenda

CFO Hill presented the February disbursements and noted no items requiring special attention.

Mayor Gettel made a motion to approve the consent agenda items as submitted. Mayor John seconded the motion, and all voted in favor; none opposed.

- Committee Updates

- Benefits and Compensation Committee

- The next Benefits and Compensation meeting will be on March 19, 2026.

- Governance Committee

- Mayor Gettel stated that staff is working on setting up a meeting for April.

- Finance Committee

- The next Finance Committee meeting will be on April 9, 2026.

- Administrative and Planning Report

a. Safety Officer Introduction

Assistant Chief Russell introduced Battalion Chief Nate Bogenschutz as the new Safety Officer for UFA. BC Bogenschutz has previously served in the role and brings strong institutional knowledge and experience.

Assistant Chief Russell thanked Battalion Chief Fossum for his three years of service as the Safety Officer and informed the board that BC Fossum will now serve as the USAR Program Manager.

b. Legislative Close-Out

Assistant Chief Russell reported that the 2026 Legislative Session concluded on March 6, 2026. There were over 100 bills drafted, and 542 bills passed. It was a successful session for UFA. Dave Spatafore and Ashley Mirabelli provided an update on the following bills:

HB 41 – Construction and Fire Code Amendments

- Updates Wildland Urban Interface (WUI) code to 2024 standards.
- Extends high-risk wildfire mapping deadline to 2027.
- Introduces a review and feedback process for municipalities.

HB 79 – Governmental Immunity Amendments

- Clarifies immunity applies to first responders providing emergency medical assistance (not just catastrophic events).
- Retroactive for 40 years and effective immediately.

HB 269 – Ambulance Provider Payment Amendments

- Establishes billing structure
- Allows annual rate adjustments based on medical CPI.
- Clarifies the prohibition of balance billing.
- Improves Medicaid reimbursement flexibility.

HB 402 – EMS Controlled Substance Licensing Amendments (UFA-initiated)

- Creates a single statewide EMS license through DOPL.
- Eliminates multiple legacy licenses
- Expected to streamline operations and reduce administrative burden.

HB 416 – Firefighter Cancer Trust

- Creates a trust funded with approximately \$5 million from insurance premium tax previously directed to Tier 1 retirement system.
- Establishes board/duties and enables supplemental support for firefighters with presumptive cancers.
- No required agency contributions currently.
- Allows for private donations.

- Operations Report

a. Call Volume Report

Assistant Chief Dern informed the board that a definitions page has been added to the report to help clarify some of the performance metrics in the report.

- As of March 1, 2026, UFA has responded to approximately 6,200 incidents year-to-date, with medical calls continuing to make up the majority of responses.
- Performance metrics are reported at the 90th percentile, measuring system performance across:
  - Call processing
  - Turnout
  - Travel
  - Total response time
- It was noted that individual time components do not sum exactly to total response time due to how percentile calculations are applied.

#### February Activity

- Fires: 73 incidents
- Medical: approximately 2,100 incidents
- Unit Hour Utilization increased slightly (~1.5%) from the previous month.
- Ambulance units continue to experience the highest utilization, particularly due to extended transport times associated with canyon responses during ski season.

#### Reporting Enhancements & Discussion

- A definitions page was added to the report to improve clarity of performance metrics for Board members.
- Board members emphasized the importance of providing context alongside performance data.
- Staff indicated future reports will align performance metrics with adopted Standards of Cover benchmarks, allowing for clearer evaluation of system performance.

#### b. Standards of Cover Update

Assistant Chief Dern presented the proposed 2026-2028 Community Risk Assessment and Standards of Cover for the Board to review. The current SOC has reached the end of its planning cycle, and this update represents UFA's second comprehensive iteration, incorporating updated data, community risk, and system performance.

The Standards of Cover document serves as a strategic planning document used to evaluate community risk, assess current service performance, identify service gaps, and establish performance benchmarks to guide operations and future planning. The finalized Standards of Cover document will be ready for formal adoption at the April 2026 board meeting. Assistant Chief Dern thanked all staff who have worked on this project, as it has taken significant work to update the document.

- Fire Chief Report

- a. Information Outreach Video

Chief Burchett and Director of Communications Easton presented a video titled *Beyond the Call* for the Board’s review. The video highlights UFA and its firefighters, with the goal of informing and educating the public about UFA’s mission and services.

This video is part of a broader Information Outreach initiative, which also includes short-form content focused on community risk reduction. The video is available on UFA’s YouTube channel. Board members expressed appreciation for the video, noting its effectiveness in telling UFA’s story and highlighting the impact of its personnel in the communities they serve.

- b. Fire Training Tours

Chief Burchett thanked the Board Members who were able to attend the tour of the fire training grounds. The tour demonstrated the current facility limitations and helped highlight the future vision and capital needs. An additional tour date will be scheduled to help those who could not attend, be able to obtain the tour of the grounds.

- c. Fire School 101 Reminder

The 2026 Fire School will be held on March 27, 2026, and all board members who have not been encouraged to attend.

- Possible Closed Session/Adjournment

Mayor Gettle made a motion to temporarily recess the meeting to convene in a closed session to discuss matters as provided under Utah Code Section 52-4-205 , and that at the conclusion of the closed session, adjourn this meeting. Mayor Sudbury seconded the motion, and a vote was taken.

Bailey	YES	Huish	YES
Bennion	YES	Jackson	-
Bourke	YES	John	YES
Buroker	YES	Kanter	-
Butterfield	YES	Overson	YES
Fotheringham	YES	Stewart	YES
Gettel	YES	Sudbury	YES
Gray	YES		
Harris	YES		
Henderson	YES		

BOARD MEMBERS IN ATTENDANCE

Councilmember Bailey

Mayor Bennion

Mayor Bourke

Mayor Buroker

Councilmember Butterfield

Mayor Fotheringham

Mayor Gettel

Mayor Gray

Councilmember Harris

Councilmember Henderson  
Mayor John  
Mayor Sudbury

Councilmember Huish  
Mayor Overson

Councilmember Stewart

BOARD MEMBERS ABSENT

Deputy Mayor Kanter  
Mayor Jackson

STAFF IN ATTENDANCE

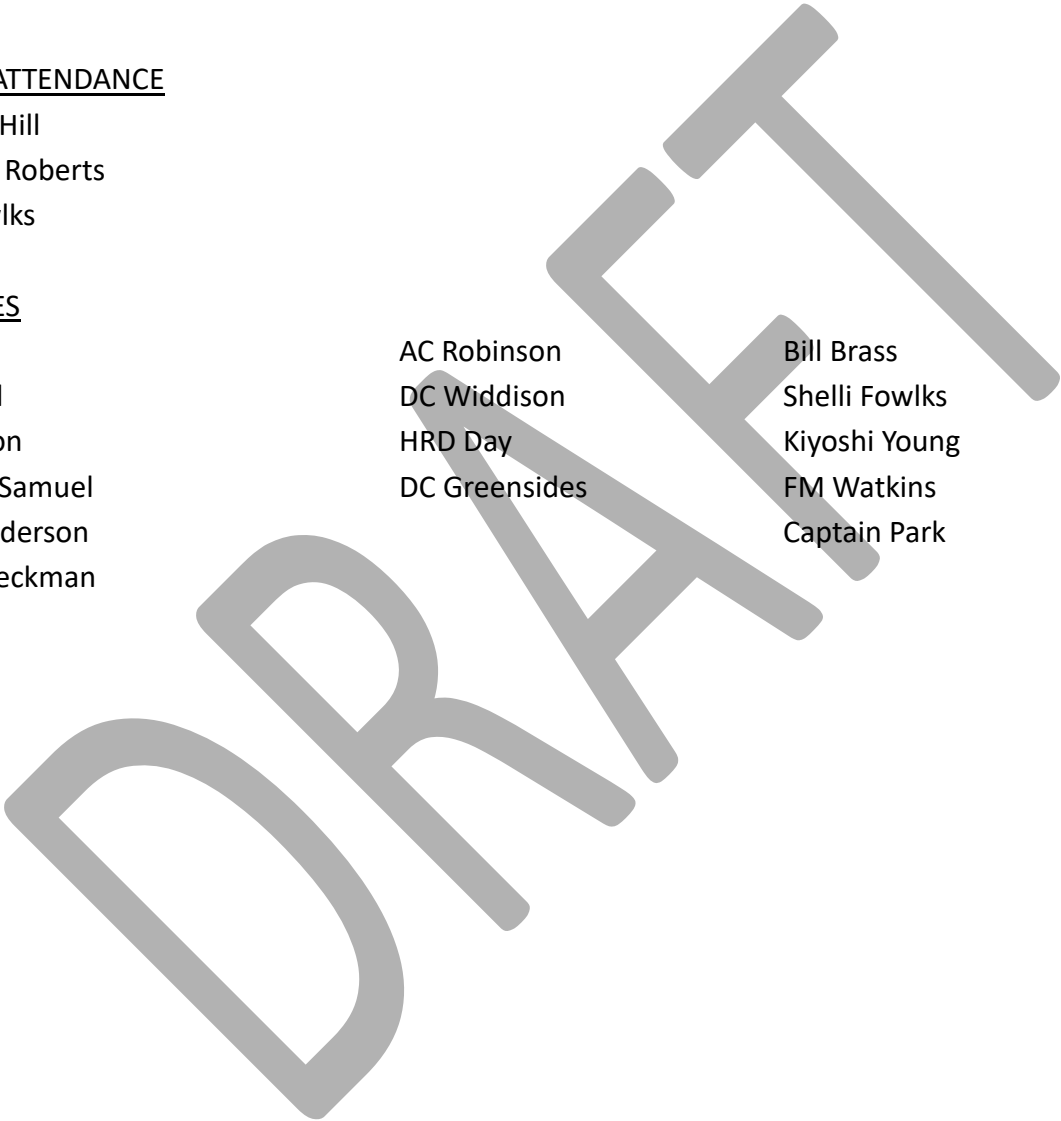
CFO Tony Hill  
CLO Brian Roberts  
Shelli Fowlks

ATTENDEES

AC Dern  
AC Russell  
DOC Easton  
Courtney Samuel  
Rachel Anderson  
Captain Beckman

AC Robinson  
DC Widdison  
HRD Day  
DC Greensides

Bill Brass  
Shelli Fowlks  
Kiyoshi Young  
FM Watkins  
Captain Park







## **UNIFIED FIRE AUTHORITY BOARD BENEFITS & COMPENSATION COMMITTEE MINUTES**

March 19, 2026, 7:30 a.m.

---

1. Call to Order

Chair Buroker called the meeting to order at 7:31 a.m.

2. Public Comment

None

Public comment was available live and with a posted email address.

3. Minutes Approval

Mayor Fotheringham made a motion to approve the minutes from February 12, 2026, Benefits and Compensation Committee Meeting as submitted. Mayor Gettel seconded the motion, and all voted in favor; none opposed.

4. Insurance

Human Resources Director Kiley Day presented a comparative market analysis of UFA's health insurance against other agencies. The comparison reviewed employer annual premiums per employee, deductible levels, and plan types. UFA employer premium, which is around \$16,273 per employee, ranks second lowest among surveyed agencies. HRD Day shared that Layton City had the lowest at \$14,000, which was attributed to a long-term self-funding plan. West Valley City pays \$17,896 per employee with an 80/20 plan and a \$1,500 deductible. Murray City pays \$22,000 with an 85/15 plan and a \$1,500 deductible. In summary, UFA remains highly competitive and cost-efficient while maintaining good benefits with strong employee utilization practices.

Michelle Morris from Gallagher discussed that the initial health insurance renewal from Select Health came in at 16.8%. After negotiation and updating claims data, Select Health is now proposing an increase of 13.5%.

To reduce the increase, if UFA makes modifications to the deductible and out-of-pocket maximum, this will reduce the increase from 13.5% to 3.7%. Michelle informed the committee that approximately 40% of employees reach deductible thresholds, meaning the majority (60%) would not be directly impacted.

Deductible increase:

- Individual: \$1,000 → \$2,000
- Family: \$2,000 → \$4,000

Out-of-pocket maximum increase:

- Individual: +\$1,000
- Family: +\$2,000
- HRA Increases:  
Individual: \$500 → \$1,000  
Family: \$1,000 → \$2,000

To help offset the deductible, it was proposed to double the Health Reimbursement Arrangement (HRA) for all employees.

Union Vice President Molly Doyle indicated the union supports the proposed changes, with the expectation that cost savings be considered toward funding the 401 (k) match benefit.

Mayor Fotheringham made a motion to accept and recommend to the full UFA Board the adjusted health insurance renewal, including plan design changes (deductible and HRA adjustments), resulting in an estimated 3.7% increase. Mayor Jackson seconded the motion, and all voted in favor; none opposed.

Michelle Morris reviewed the dental insurance renewal with the committee. Highlighting the proposed 9% increase, which will be around a \$56,000 increase. Alternative dental options were explored to include self-funding, Delta Dental, and PEHP Dental. These alternatives were not recommended at this time due to cost increases and reduced benefits

Mayor Jackson made a motion to accept the increase of 9% for dental insurance keeping the current dental plan in place. Mayor Bennion seconded the motion, and all voted in favor; none opposed.

#### 5. Contract Employees

Chief Burchett stated that the goal was to improve the review process for the Chief and the Chief Legal Officer positions and not request personal compensation changes. The adjustment in the timeline aligns the process to the budget planning cycle and improves the ability to incorporate any potential adjustments into the budget.

Mayor Fotheringham made a motion to accept the recommendation of a 3.6% COLA and an additional 0.37% market adjustment for the CLO Roberts. Mayor Gettel seconded the motion, and all voted in favor; none opposed.

In regard to the Fire Chief position, Councilmember Henderson stated that there is no agency within the local geographic area that directly aligns with the size and scope of UFA, making comparable positions difficult to identify. He also thanked Chief Burchett for working to align the evaluation process with the budget timeline, noting that this discussion was not initiated as a request for a compensation increase by Chief Burchett or CLO Brian Roberts.

The Board discussed that the current Fire Chief employment agreement includes any department-wide compensation increases deemed as “cost of living adjustment.” In addition, the agreement outlined a 4% step increase beginning in July 2023, 2024, and 2025. Councilmember Henderson noted that it is the Board’s responsibility to determine whether to continue or modify the step increases.

Chair Buroker thanks Councilmember Henderson for the work on the Chief's compensation.

Mayor Fotheringham made a motion to recommend a 4% market adjustment in addition to the COLA of 3.6% provided for in the employment agreement. Mayor Gettel seconded the motion. A roll call vote was taken.

Bennion	YES		
Buroker	NO		
Fotheringham	YES		
Gettel	YES		
Henderson	YES		
Jackson	YES		
Overson	YES		

6. Adjournment

Mayor Fotheringham made a motion to adjourn the March 19, 2026, UFA Benefits and Compensation Committee Meeting. Mayor Jackson seconded the motion, and all voted in favor; none opposed.

BOARD MEMBERS IN ATTENDANCE

Councilmember Henderson  
Mayor Buroker  
Mayor Jackson  
Mayor Bennion

Mayor Overson  
Mayor Gettel  
Mayor Fotheringham

STAFF IN ATTENDANCE

Chief Dominic Burchett  
HRD Kiley Day

CFO Tony Hill  
Shelli Fowlks

CLO Brian Roberts

ATTENDEES

AC Dern  
Union Vice President Doyle  
Courtney Samuel  
FF Brett Call

AC Russell  
DOC Easton  
Michelle Morris

AC Robinson  
HR Deputy Director Ricotta  
Rebecca Norfleet



**UNIFIED FIRE AUTHORITY  
CASH DISBURSEMENTS - GENERAL FUND POOLED CHECKING  
MARCH 2026**

<b>GL Period</b>	<b>Check Date</b>	<b>Ref#</b>	<b>Vendor Name</b>	<b>Invoice#</b>	<b>Check Amount</b>
03/26	3/25/2026	4	PAYROLL TRANS FOR 03/15/26 PAY PERIOD	N/A	\$ 1,892,608.88
03/26	3/10/2026	1	PAYROLL TRANS FOR 02/28/26 PAY PERIOD	N/A	1,610,087.13
03/26	3/3/2026	30326101	SELECTHEALTH	260480218033	719,131.90
03/26	3/12/2026	31226101	UTAH RETIREMENT SYSTEMS	URS031026	632,067.40
03/26	3/24/2026	5	FEDERAL & STATE W/H ACH - 03/25/26 PAYROLL	N/A	479,099.70
03/26	3/9/2026	3	FEDERAL & STATE W/H ACH - 03/10/26 PAYROLL	N/A	388,149.65
03/26	3/9/2026	30926102	STRATOS WEALTH PARTNERS	VEBA2025	148,664.69
03/26	3/7/2026	3072026	WELLS FARGO BUSINESS CARD	Multiple	86,552.90
03/26	3/11/2026	31126211	UTAH LOCAL GOVERNMENTS TRUST	Multiple	75,907.53
03/26	3/12/2026	89335	SALT LAKE URBAN SEARCH & RESCUE	Multiple	65,382.19
03/26	3/19/2026	89338	FUEL NETWORK	F2608E00921	53,030.57
03/26	3/13/2026	31326001	APA BENEFITS INC (HRA CLAIMS)	TRUST-000563	49,235.49
03/26	3/20/2026	32026004	GOLD CROSS AMBULANCE	4709	46,865.82
03/26	3/25/2026	32526101	STRATOS WEALTH PARTNERS	VEBA032526	43,363.83
03/26	3/9/2026	30926101	STRATOS WEALTH PARTNERS	VEBA031026	43,251.30
03/26	3/26/2026	89347	PEHP GROUP INSURANCE	Multiple	33,068.21
03/26	3/19/2026	89340	ROCKY MTN POWER	Multiple	25,263.75
03/26	3/4/2026	30426202	ENBRIDGE GAS	Multiple	24,209.01
03/26	3/12/2026	89320	CUSTOM BENEFIT SOLUTIONS, INC.	03102026	24,175.43
03/26	3/26/2026	89350	CUSTOM BENEFIT SOLUTIONS, INC.	03252026	24,125.44
03/26	3/13/2026	31326006	HENRY SCHEIN INC.	Multiple	21,218.89
03/26	3/11/2026	31126101	UTAH DEPT WORKFORCE SERVICES	DWS0226	20,274.60
03/26	3/12/2026	89326	AFLAC GROUP INSURANCE	2/28/26	19,041.11
03/26	3/31/2026	33126201	ENBRIDGE GAS	Multiple	17,602.60
03/26	3/5/2026	89317	UNIFIED FIRE SERVICE AREA	206	15,671.76
03/26	3/20/2026	32026010	MAYORS FINANCIAL ADMIN	MFA0000909	15,244.00
03/26	3/13/2026	31326003	CAPSTONE STRATEGIES	3/4/26	15,000.00
03/26	3/26/2026	89348	UNIVERSITY MEDICAL BILLING	3/1/26	13,432.00
03/26	3/27/2026	32726007	LARRY H. MILLER FORD	Multiple	13,119.30
03/26	3/12/2026	89322	LOCAL 1696 - IAFF	03102026	11,566.48
03/26	3/26/2026	89352	LOCAL 1696 - IAFF	03252026	11,566.48
03/26	3/13/2026	31326020	TIRE WORLD	Multiple	9,382.93
03/26	3/13/2026	31326013	LIFE-ASSIST INC	Multiple	8,896.12
03/26	3/13/2026	31326021	UTOPIA FIBER	CIV202603-000090	8,656.00
03/26	3/11/2026	4	TRANSFER FUNDS FOR PATIENT REFUNDS - FEBRUARY 2026	N/A	8,446.31
03/26	3/20/2026	32026006	HENRY SCHEIN INC.	53884307	8,419.20
03/26	3/5/2026	89315	FIRE & POLICE SELECTION INC	22926	7,993.25
03/26	3/27/2026	32726012	ZOLL MEDICAL CORPORATION	4452042	7,262.04
03/26	3/6/2026	30626019	UNIVERSITY OF UTAH-DEPT EMERG MEDICINE	UFA-2026-02	6,820.00
03/26	3/13/2026	31326019	SYRINGA NETWORKS LLC	Multiple	6,312.00
03/26	3/20/2026	32026002	FASTENAL COMPANY	Multiple	6,172.95
03/26	3/20/2026	32026012	MOTOROLA SOLUTIONS INC	8282298059	5,518.80
03/26	3/6/2026	30626016	TIRE WORLD	Multiple	5,371.61
03/26	3/13/2026	31326005	GRAHAM FIRE APPARATUS SALES SERVICE	Multiple	5,167.42
03/26	3/13/2026	31326014	NAPA AUTO PARTS	2/28/26	4,637.12
03/26	3/12/2026	89330	FIDELITY SECURITY LIFE INSURANCE CO	167193437C	4,338.15
03/26	3/27/2026	32726001	APA BENEFITS INC	Multiple	4,201.35
03/26	3/20/2026	32026009	L.N. CURTIS & SONS	Multiple	4,008.02
03/26	3/12/2026	89321	FIREFIGHTERS CREDIT UNION	Multiple	3,884.00
03/26	3/6/2026	30626001	APA BENEFITS INC	1044019	3,826.10
03/26	3/12/2026	89333	ROCKY MTN POWER	Multiple	3,767.70
03/26	3/12/2026	89327	AHLSTROM ELECTRICAL SERVICES INC.	Multiple	3,721.22
03/26	3/27/2026	32726005	GRAINGER	9806349727	3,376.80
03/26	3/3/2026	30326102	SELECTHEALTH	260480252142	3,252.20

Note 1: This is a pooled cash account - disbursements listed include those for UFA's Wildland Enterprise fund

Note 2: Payroll totals are for all UFA funds, not just General Fund

F:\Board Docs\2026-03 Disbursements\10

**UNIFIED FIRE AUTHORITY**  
**CASH DISBURSEMENTS - GENERAL FUND POOLED CHECKING**  
**MARCH 2026**

<b>GL Period</b>	<b>Check Date</b>	<b>Ref#</b>	<b>Vendor Name</b>	<b>Invoice#</b>	<b>Check Amount</b>
03/26	3/26/2026	89354	PUBLIC EMPLOYEES LT DISABILITY	03252026	3,217.46
03/26	3/13/2026	31326010	LES OLSON COMPANY	Multiple	2,992.28
03/26	3/9/2026	2	GARNISHMENT 03/10/26 PAYROLL	N/A	2,940.08
03/26	3/13/2026	31326009	L.N. CURTIS & SONS	INV1035351	2,669.00
03/26	3/27/2026	32726009	SERVICEMASTER OF SALT LAKE	140098	2,617.45
03/26	3/20/2026	32026003	GALLAGHER BENEFIT SERVICES, INC	365236	2,500.00
03/26	3/6/2026	30626008	GRAHAM FIRE APPARATUS SALES SERVICE	Multiple	2,316.12
03/26	3/11/2026	31126202	ACE RECYCLING & DISPOSAL	1304752	2,271.39
03/26	3/6/2026	30626002	APEX LIFE SAFETY SYSTEMS LLC	Multiple	2,247.00
03/26	3/12/2026	89331	INFOARMOR	2/28/26	2,237.70
03/26	3/13/2026	31326002	BLOMQUIST HALE EMPLOYEE ASSISTANCE	MAR26-2009	2,230.00
03/26	3/12/2026	89332	JERRY SEINER	Multiple	2,202.02
03/26	3/27/2026	32726010	TIRE WORLD	Multiple	2,148.96
03/26	3/26/2026	89356	FIREFIGHTERS CREDIT UNION	03252026TV	2,132.00
03/26	3/27/2026	32726002	FASTENAL COMPANY	Multiple	2,101.62
03/26	3/6/2026	30626011	LHM CHRYSLER JEEP DODGE RAM	Multiple	2,064.30
03/26	3/13/2026	31326015	POWERED CONTROL SYSTEMS INC	INV 26-0398	2,016.00
03/26	3/5/2026	89316	HAVIS INC	SRIN110648	1,922.40
03/26	3/18/2026	31826201	EAGLE MOUNTAIN CITY	Multiple	1,851.15
03/26	3/26/2026	89346	JERRY SEINER	932283	1,845.27
03/26	3/27/2026	32726004	GRAHAM FIRE APPARATUS SALES SERVICE	Multiple	1,784.23
03/26	3/26/2026	89351	FIREFIGHTERS CREDIT UNION	03252026SF	1,743.00
03/26	3/20/2026	32026005	GRAINGER	9806135456	1,562.98
03/26	3/11/2026	5	RECORD CLIENT ANALYSIS FEE FOR UFA & UFSA FOR FEBRUARY 2026	N/A	1,496.60
03/26	3/27/2026	32726011	WATER SPECIALTIES INC	Multiple	1,475.10
03/26	3/12/2026	89336	SMITH, ANDREW	FEB 2026	1,400.00
03/26	3/27/2026	32726006	JAN-PRO OF UTAH	Multiple	1,280.00
03/26	3/6/2026	30626014	SALMON HVAC	013557	1,213.36
03/26	3/24/2026	6	GARNISHMENT 03/25/26 PAYROLL	N/A	1,103.63
03/26	3/13/2026	31326017	SUNCREST COUNSELING P.C.	Multiple	1,050.00
03/26	3/19/2026	89341	ROOTED THERAPY	Multiple	1,050.00
03/26	3/6/2026	30626006	FASTEST LABS SALT LAKE	4705	1,012.00
03/26	3/20/2026	32026008	INVICTUS COUNSELING SUPPORT SERVICE	Multiple	1,010.00
03/26	3/6/2026	30626013	ROB SCHMIDT BODY & PAINT INC.	RS20028	1,000.00
03/26	3/6/2026	30626010	JAN-PRO OF UTAH	358566	921.00
03/26	3/25/2026	32526203	PITNEY BOWES BANK INC	POSTAGE 2/26	891.99
03/26	3/11/2026	31126208	MT. OLYMPUS IMPROVEMENT DISTRICT	Multiple	882.00
03/26	3/6/2026	30626018	UKG KRONOS SYSTEMS LLC	Multiple	767.36
03/26	3/24/2026	6	GARNISHMENT 03/25/26 PAYROLL	N/A	697.60
03/26	3/18/2026	31826203	RIVERTON CITY CORPORATION	Multiple	677.40
03/26	3/26/2026	89349	UTAH VALLEY UNIVERSITY	AC2141	675.00
03/26	3/11/2026	31126210	TAYLORSVILLE-BENNION IMPR DIST	Multiple	606.79
03/26	3/13/2026	31326012	LHM CHRYSLER JEEP DODGE RAM	Multiple	601.07
03/26	3/20/2026	32026015	WATER SPECIALTIES INC	Multiple	592.04
03/26	3/4/2026	30426205	WASATCH FRONT WASTE RECYCLE DIST	Multiple	560.68
03/26	3/6/2026	30626003	BESTSHRED LLC	6163022426	527.00
03/26	3/12/2026	89325	UTAH RETIREMENT SYSTEMS	03102026-1	487.62
03/26	3/6/2026	30626009	INTERSTATE BILLING SERVICE INC	3045024847	450.00
03/26	3/20/2026	32026014	SUNCREST COUNSELING P.C.	Multiple	450.00
03/26	3/13/2026	31326011	LGG INDUSTRIAL INC	WV357924	443.08
03/26	3/25/2026	32526204	PITNEY BOWES GLOBAL	3322163123	436.47
03/26	3/6/2026	30626012	MEANING TO LIVE	Multiple	420.00
03/26	3/25/2026	32526202	MIDVALE CITY CORPORATION	Multiple	414.29
03/26	3/13/2026	31326008	INVICTUS COUNSELING SUPPORT SERVICE	Multiple	405.00

Note 1: This is a pooled cash account - disbursements listed include those for UFA's Wildland Enterprise fund

Note 2: Payroll totals are for all UFA funds, not just General Fund

F:\Board Docs\2026-03 Disbursements\10

**UNIFIED FIRE AUTHORITY**  
**CASH DISBURSEMENTS - GENERAL FUND POOLED CHECKING**  
**MARCH 2026**

GL Period	Check Date	Ref#	Vendor Name	Invoice#	Check Amount
03/26	3/3/2026	2	RECORD PAYMENTECH FEE - FEBRUARY 2026	N/A	391.91
03/26	3/5/2026	89318	UTAH BROADBAND	224983	390.00
03/26	3/12/2026	89337	UTAH CENTER FOR EVIDENCE BASED TREATMENT	1/21/26	385.00
03/26	3/27/2026	32726008	PROFESSIONAL SALES & SERVICE LC	35384	353.05
03/26	3/6/2026	30626005	EMS SURVEY TEAM	5733	343.75
03/26	3/4/2026	30426203	KEARNS IMPROVEMENT DISTRICT	Multiple	336.52
03/26	3/31/2026	33126202	KEARNS IMPROVEMENT DISTRICT	Multiple	332.47
03/26	3/11/2026	31126203	HERRIMAN CITY	Multiple	307.47
03/26	3/6/2026	3	RECORD XPRESS BILL PAY FEE FOR UFA & UFSA FEBRUARY 2026	N/A	304.72
03/26	3/11/2026	31126205	MAGNA WATER DISTRICT	Multiple	302.83
03/26	3/11/2026	31126204	JORDAN BASIN IMPROVEMENT DISTRICT	Multiple	287.98
03/26	3/12/2026	89324	SALT LAKE VALLEY LAW ENFORCE ASSOC	03102026	228.00
03/26	3/26/2026	89355	SALT LAKE VALLEY LAW ENFORCE ASSOC	03252026	228.00
03/26	3/11/2026	31126206	MIDVALE CITY CORPORATION	Multiple	216.49
03/26	3/5/2026	1	RECORD AMERICAN EXPRESS FEE FEBRUARY 2026	N/A	210.70
03/26	3/25/2026	32526201	AIRGAS USA, LLC	Multiple	210.00
03/26	3/19/2026	89342	UTAH BROADBAND	231844	199.00
03/26	3/19/2026	89343	XANTIE LLC	5831	187.50
03/26	3/6/2026	30626004	EMS LOGIK	37354	186.00
03/26	3/13/2026	31326007	HIRERIGHT LLC	G4297158	185.80
03/26	3/5/2026	89319	WARNER TRUCK CENTERS	6023720/1	185.00
03/26	3/6/2026	30626017	TRILOGY MEDWASTE WEST LLC	1878861	176.03
03/26	3/11/2026	31126209	SALT LAKE CITY PUBLIC UTILITIES	Multiple	156.31
03/26	3/20/2026	32026011	MEANING TO LIVE	2448031026	140.00
03/26	3/12/2026	89334	SALT LAKE COUNTY SERVICE AREA #3	W/S-#113 2/26	139.79
03/26	3/13/2026	31326004	GOLD CUP SERVICES	0382582	135.85
03/26	3/20/2026	32026007	HONEY BUCKET	0555418005	132.25
03/26	3/18/2026	31826204	SALT LAKE CITY PUBLIC UTILITIES	W-#106 2/26	115.84
03/26	3/12/2026	89328	COPPERTON IMPROVEMENT DISTRICT	W-#115 2/26	115.00
03/26	3/13/2026	31326016	SPEED'S POWER EQUIPMENT	141920	104.54
03/26	3/25/2026	32526205	SALT LAKE CITY PUBLIC UTILITIES	W-#116 2/26	104.08
03/26	3/4/2026	30426201	CITY OF SOUTH SALT LAKE	W-ECC(F) 2/26	95.70
03/26	3/27/2026	32726003	GOLD CUP SERVICES	0385932	94.53
03/26	3/16/2026	6	RECORD INTELLIPAY FEE FOR FEBRUARY 2026	N/A	81.35
03/26	3/20/2026	32026001	EMS LOGIK	37414	80.00
03/26	3/20/2026	32026013	STRATEGIC COMMUNICATIONS SOLUTIONS	26SCS-2462	72.06
03/26	3/18/2026	31826202	JORDAN VALLEY WATER CONS. DIST	Multiple	71.04
03/26	3/5/2026	89314	EMIGRATION IMPROVEMENT DIST	W-#119 1/26	61.14
03/26	3/26/2026	89345	EMIGRATION IMPROVEMENT DIST	W-#119 2/26	60.50
03/26	3/11/2026	31126207	MIDVALLEY IMPROVEMENT DISTRICT	S-#126 3/26	50.96
03/26	3/6/2026	30626007	GOLD CUP SERVICES	0372837	35.75
03/26	3/6/2026	30626015	SNOWBIRD RESORT LLC	2BY5Y7-C22826	30.00
03/26	3/4/2026	30426204	SALT LAKE CITY PUBLIC UTILITIES	W-#112TEMP 2/26	28.57
03/26	3/12/2026	89323	MOUNTAIN AMERICA CREDIT UNION	03102026	23.00
03/26	3/26/2026	89353	MOUNTAIN AMERICA CREDIT UNION	03252026	23.00
03/26	3/12/2026	89329	FIDELITY SECURITY LIFE INSURANCE CO	167178091	6.03
03/26	3/19/2026	89339	KENNECOTT UTAH COPPER LLC	2773	1.00
					<u>\$ 6,855,925.33</u>

Note 1: This is a pooled cash account - disbursements listed include those for UFA's Wildland Enterprise fund

Note 2: Payroll totals are for all UFA funds, not just General Fund

F:\Board Docs\2026-03 Disbursements\10

**UNIFIED FIRE AUTHORITY**  
**CASH DISBURSEMENTS - EMERGENCY MANAGEMENT CHECKING**  
**MARCH 2026**

<u>GL Period</u>	<u>Check Date</u>	<u>Ref#</u>	<u>Vendor Name</u>	<u>Invoice#</u>	<u>Check Amount</u>
03/26	3/6/2026	30626023	HENRY SCHEIN INC.	52642896	\$ 100,014.85
03/26	3/26/2026	3	FUNDS TRANSFER FROM EM TO FIRE - 03/25/26 PAYROLL	N/A	66,737.32
03/26	3/10/2026	1	FUNDS TRANSFER FROM EM TO FIRE - 03/10/26 PAYROLL	N/A	58,816.49
03/26	3/13/2026	31326022	COMPUNET INC	320737	10,450.00
03/26	3/26/2026	2	FUNDS TRANSFER FROM EM TO FIRE - FEBRUARY 2026 PCARDS	N/A	8,232.04
03/26	3/10/2026	4	FUNDS TRANSFER FROM EM TO FIRE CKG FOR 2025 VEBA SICK BUYOUT	N/A	4,522.45
03/26	3/19/2026	8196	ROCKY MTN POWER	E-ECC(EM) 2/26	4,306.22
03/26	3/26/2026	8197	POWER STROKES PAINTING INC.	2593	4,050.00
03/26	3/13/2026	31326025	SYRINGA NETWORKS LLC	Multiple	2,350.00
03/26	3/27/2026	32726014	SERVICEMASTER OF SALT LAKE	140098	2,141.55
03/26	3/6/2026	30626024	MOPA LLC	26-9339	2,041.45
03/26	3/13/2026	31326024	LES OLSON COMPANY	Multiple	1,518.10
03/26	3/4/2026	30426207	ENBRIDGE GAS	E-ECC(EM) 2/26	1,011.68
03/26	3/31/2026	33126203	ENBRIDGE GAS	G-ECC(EM) 3/26	886.42
03/26	3/19/2026	8195	FUEL NETWORK	F2608E00921	617.15
03/26	3/6/2026	30626021	BRADY INDUSTRIES OF UTAH LLC	Multiple	429.22
03/26	3/11/2026	31126213	MT. OLYMPUS IMPROVEMENT DISTRICT	S-ECC(EM) 4/26	378.00
03/26	3/5/2026	8194	CULLIGAN QUENCH	INV10364260	127.35
03/26	3/13/2026	31326023	GOLD CUP SERVICES	0382582	111.15
03/26	3/6/2026	30626020	BESTSHRED LLC	6163022426	108.00
03/26	3/4/2026	30426206	CITY OF SOUTH SALT LAKE	W-ECC(EM) 2/26	78.30
03/26	3/27/2026	32726013	GOLD CUP SERVICES	0385932	77.34
03/26	3/11/2026	31126212	ACE RECYCLING & DISPOSAL	1304752	70.61
03/26	3/6/2026	30626022	GOLD CUP SERVICES	0372837	29.25
03/26	3/18/2026	31826205	JORDAN VALLEY WATER CONS. DIST	Multiple	26.83
					<u>\$ 269,131.77</u>

**UNIFIED FIRE AUTHORITY  
CASH DISBURSEMENTS - FIRE CAPITAL REPLACEMENT FUND  
MARCH 2026**

<u>GL Period</u>	<u>Check Date</u>	<u>Ref#</u>	<u>Vendor Name</u>	<u>Invoice#</u>	<u>Check Amount</u>
03/26	3/25/2026	25012	LHM CHRYSLER JEEP DODGE RAM	Multiple	\$ 443,465.20
03/26	3/27/2026	25013	YOUNG CHEVROLET	Multiple	172,971.00
03/26	3/13/2026	31326018	SYMTECH FIRE LLC	1	94,622.00
03/26	3/7/2026	3072026	WELLS FARGO BUSINESS CARD	Multiple	362.25
					\$ 711,420.45

*Note 1: Bank of America escrow funds funded in October 2021; disbursements began 11/2021 and completed 01/2024*

*Note 2: JP Morgan escrow funds funded October 2022; disbursements began 12/2022*

February Pcard Charges Paid in March	Fund				Grand	
	Account Title	10-Fire	20-Wildland	40-EM	55-Fire Cap	Total
AWARDS & BANQUET	\$ 218					\$ 218
BOOKS & PUBLICATIONS	\$ 407					\$ 407
CANINE EXPENSES	\$ 713					\$ 713
CAP OUTLAY - BLDG IMP (CASH)					\$ 362	\$ 362
CLOTHING PROVISIONS	\$ 694	\$ 306				\$ 1,000
COMMUNICATION EQUIP. NONCAP	\$ 206					\$ 206
COMPUTER COMPONENTS <5000	\$ 295					\$ 295
COMPUTER LINES	\$ 2,312	\$ 5				\$ 2,317
COMPUTER SOFTWARE SUBSCRIPTION	\$ 8,266	\$ 90	\$ 783			\$ 9,139
DINING & KITCHEN SUPPLIES	\$ 50					\$ 50
EDUCATION, TRAINING & CERT	\$ 4,690		\$ 260			\$ 4,950
EMPLOYEE REIMBURSEMENT TO UFA	\$ 487					\$ 487
FOOD PROVISIONS	\$ 3,570		\$ 2,669			\$ 6,239
GRANT EXPENDITURES			\$ 1,166			\$ 1,166
HOSTING SERVICES	\$ 225					\$ 225
JANITORIAL SUPP. & SERV.	\$ 2,810					\$ 2,810
MAINTENANCE OF BLDGS & GROUNDS	\$ 4,272					\$ 4,272
MAINTENANCE OF MACH & EQUIP	\$ 2,300					\$ 2,300
MAINTENANCE OF SOFTWARE			\$ 30			\$ 30
MEDICAL SUPPLIES	\$ 2,865					\$ 2,865
MEMBERSHIPS & SUBSCRIPTIONS	\$ 645		\$ 551			\$ 1,196
MISCELLANEOUS RENTAL			\$ 905			\$ 905
OFFICE SUPPLIES	\$ 1,453		\$ 457			\$ 1,910
POSTAGE	\$ 402					\$ 402
PREPAID EXPENSES	\$ 25					\$ 25
PROFESSIONAL FEES	\$ 126					\$ 126
REIMBURSEMENTS TO UFA	\$ 1,449					\$ 1,449
SMALL EQUIP NONCAP	\$ 3,123	\$ 285				\$ 3,408
TELEPHONE	\$ 1,415	\$ 200				\$ 1,615
TELEPHONE- CELLULAR	\$ 12,482		\$ 958			\$ 13,440
TRAINING SUPPLIES	\$ 2,340					\$ 2,340
TRAVEL & TRANSPORTATION	\$ 9,521	\$ 3,487	\$ 453			\$ 13,460
VEHICLE MAINTENANCE	\$ 4,761	\$ 1,827				\$ 6,589
<b>Grand Total</b>	<b>\$ 72,121</b>	<b>\$ 6,200</b>	<b>\$ 8,232</b>	<b>\$ 362</b>		<b>\$ 86,915</b>



# UNIFIED FIRE AUTHORITY MONTHLY OPERATIONS BOARD REPORT

## Year-To-Date 2026

### Jan 01 2026 - Apr 01 2026

January 01 2026 - April 01 2026 ▲ Last incident reported: Apr 01 2026, 00:50:43 MDT

D W M Q Y YTD MONTHLY QUARTERLY ← 1Y →

TIME RANGE

ALL OUT OF AREA RURAL URBAN

DEMAND ZONE

ALL CAREER UNKNOWN

STAFFING

ALL

APPARATUS TYPE

ALL

INCIDENT CATEGORY

#### RESPONSE METRICS

9,655

Incident Volume

↑ 135  
from prev ytd

21,857

Response Volume

↑ 852  
from prev ytd

#### RESPONSE PERFORMANCE

51.6%

1st Due Performance

↑ 3.4%  
from prev ytd

958

1st Due Overgoals

↓ 1,050  
from prev ytd

#### RESPONSE TIMES

9m57s

Total Response (90th)

↓ 13s  
from prev ytd

2m11s

Dispatch (90th)

↑ 02s  
from prev ytd

2m20s

Turnout (90th)

↑ 10s  
from prev ytd

6m24s

Travel (90th)

↓ 26s  
from prev ytd

#### UTILIZATION

9.1%

Unit Hour Utilization

↑ 0.1%  
from prev ytd

9,093

Calls with Concurrency of 2+

↑ 172  
from prev ytd

81.8%

Station Response Reliability

↓ 0.8%  
from prev ytd



# UNIFIED FIRE AUTHORITY MONTHLY OPERATIONS BOARD REPORT

## March 2026

March 01 2026 - March 31 2026

D W **M** Q Y YTD ← 1M → ← 1Y →

TIME RANGE

**ALL** OUT OF AREA RURAL URBAN

DEMAND ZONE

**ALL** CAREER UNKNOWN

STAFFING

**ALL** ▼

APPARATUS TYPE

**ALL** ▼

INCIDENT CATEGORY

### RESPONSE METRICS

**3,434**

Incident Volume

↑ 446

from prev mth.

**7,888**

Response Volume

↑ 987

from prev mth.

### RESPONSE PERFORMANCE

**53.0%**

1st Due Performance

↑ 2.4%

from prev mth.

**351**

1st Due Overgoals

↑ 26

from prev mth.

### RESPONSE TIMES

**9m44s**

Total Response (90th)

↓ 15s

from prev mth.

**2m09s**

Dispatch (90th)

↓ 04s

from prev mth.

**2m22s**

Turnout (90th)

↓ 09s

from prev mth.

**6m11s**

Travel (90th)

↓ 21s

from prev mth.

### UTILIZATION

**9.4%**

Unit Hour Utilization

↓ 0.5%

from prev mth.

**3,240**

Calls with Concurrency of 2+

↑ 390

from prev mth.

**82.9%**

Station Response Reliability

↑ 1.7%

from prev mth.



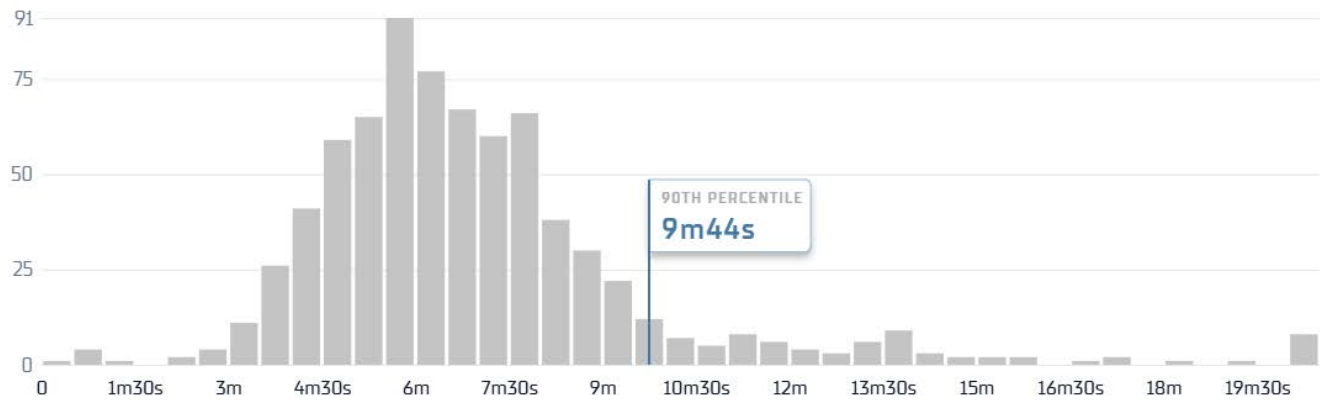
# UNIFIED FIRE AUTHORITY MONTHLY OPERATIONS BOARD REPORT

## Total Response Time (90th)

March 2026

**9m44s**

↓15s from prev mth.

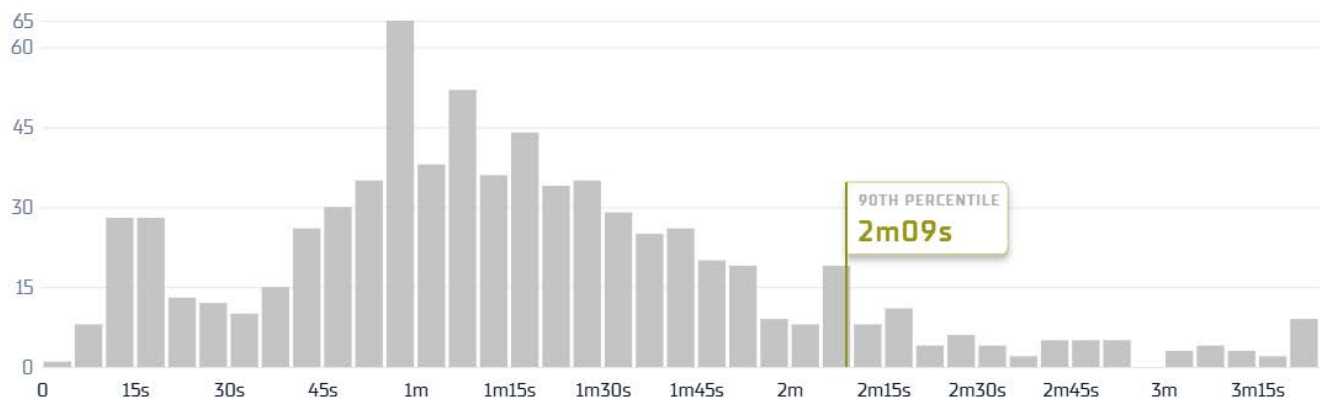


## Dispatch Time (90th)

March 2026

**2m09s**

↓04s from prev mth.





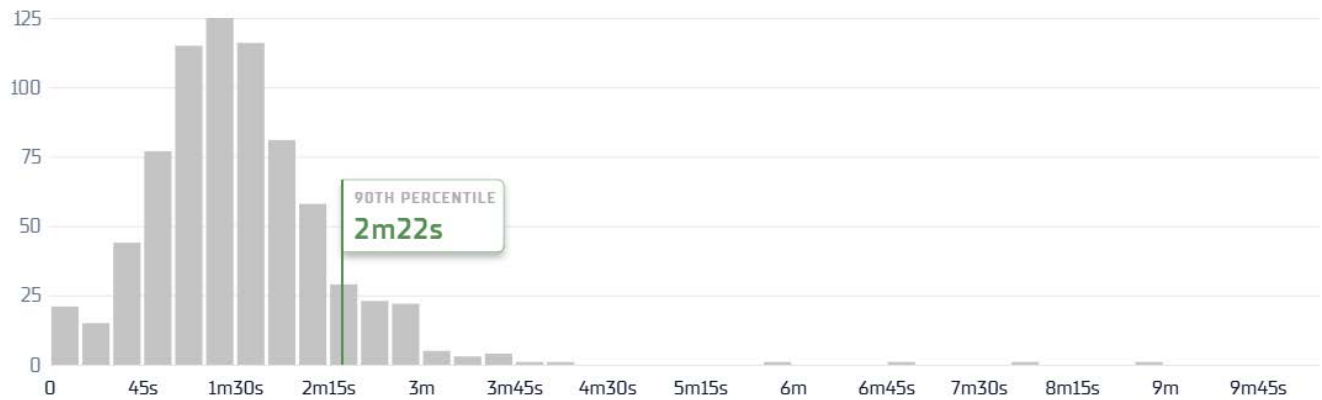
# UNIFIED FIRE AUTHORITY MONTHLY OPERATIONS BOARD REPORT

## Turnout Time [90th]

March 2026

**2m22s**

↓09s from prev mth.

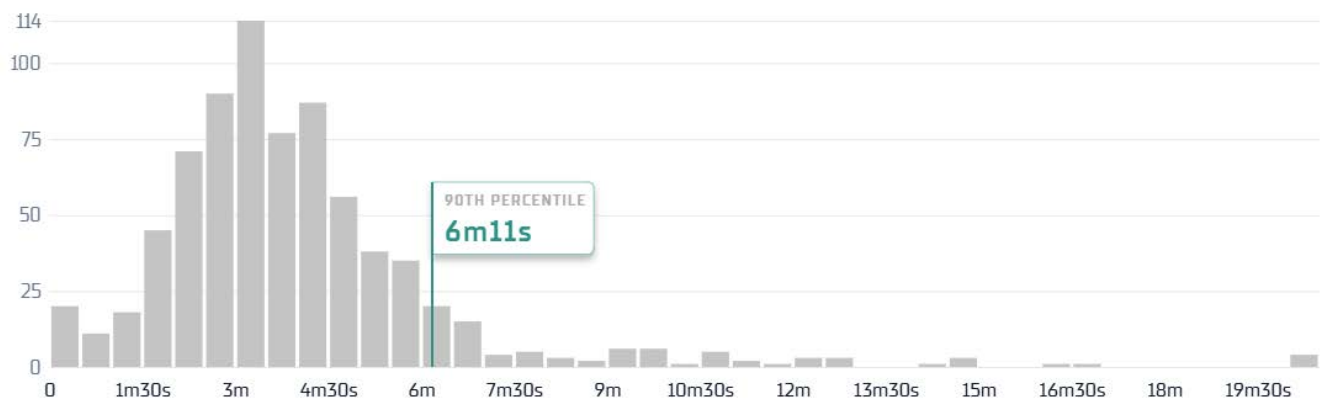


## Travel Time [90th]

March 2026

**6m11s**

↓21s from prev mth.





# UNIFIED FIRE AUTHORITY MONTHLY OPERATIONS BOARD REPORT

## Unit Hour Utilization

March 2026

**9.4%** ↓0.5% From previous month

Unit Hour Utilization (UHU) reflects how much time a crew spends actively responding to incidents compared to the total available time the unit is in service. It does not consider time spent on other necessary tasks such as report writing, exercising, sleeping, etc.

⚠ 1.5% of responses excluded, 1.0% not reported by staffed apparatus [Why?](#)

Metric: Utilization % | Report by: Staffed Apparatus | Sort By: Value (Desc.)

Unit	Utilization %	From previous month
MA110	18.8%	↓ 1.2%
MA104	18.8%	↓ 1.3%
MA101	18.2%	↑ 1.1%
MA225	18.1%	↑ 1.5%
MA206	18.1%	↓ 1.4%
MA118	16.6%	↑ 2.4%
MA217	15.6%	↓ 1.1%
MA109	15.5%	↑ 2.6%
MA126	15.4%	↓ 3.3%
MA253	15.3%	↑ 1.1%
MA111	14.7%	↑ 1.7%
MA203	13.6%	↓ 4.6%
ME125	13.4%	↑ 0.9%
ME101	12.7%	↑ 1.3%
ME126	12.0%	↓ 0.4%
ME104	11.9%	↑ 1.0%
ML109	10.7%	↑ 1.5%
ME118	10.4%	↑ 0.5%
MA121	10.2%	↓ 2.6%
ML117	10.2%	↑ 0.2%
MA107	10.1%	↓ 4.8%
ML110	9.4%	↑ 0.7%
MA120	9.0%	↑ 2.3%
ME252	7.5%	↓ 1.6%
ME108	7.4%	↓ 3.3%
ME124	7.4%	↑ 1.4%
ML111	7.3%	↓ 0.4%
ME116	7.1%	↑ 0.1%
ML106	6.8%	↓ 1.7%
ML121	6.6%	↓ 3.1%
ME112	6.4%	↑ 0.1%
ME117	6.3%	↓ 1.9%
ME107	6.2%	↓ 3.0%
ME103	5.8%	↓ 0.6%
ME102	5.7%	↓ 0.4%
BC13	5.7%	↓ 1.1%
ME251	5.0%	↓ 1.1%
ME123	4.6%	↓ 1.2%
BC14	4.5%	↑ 0.0%
BC11	4.4%	↓ 1.1%
ME113	4.2%	↑ 0.3%
LU101	4.1%	↓ 0.7%
ML253	2.7%	↓ 1.1%
ME115	2.7%	↓ 0.4%
BC12	2.5%	↓ 2.4%
ME119	0.8%	↑ 0.4%
WLSUP	0.0%	-
WL1	0.0%	-



# UNIFIED FIRE AUTHORITY MONTHLY OPERATIONS BOARD REPORT

Fire - 97

Hazsit - 198

Law Enforcement Support - 7

Medical - 2,479

No Emergency - 426

Public Service - 201

Rescue - 14

Unknown - 12

### DATE RANGE

2026 MAR 01 - 2026 MAR 31

### MOST RECENT

Y

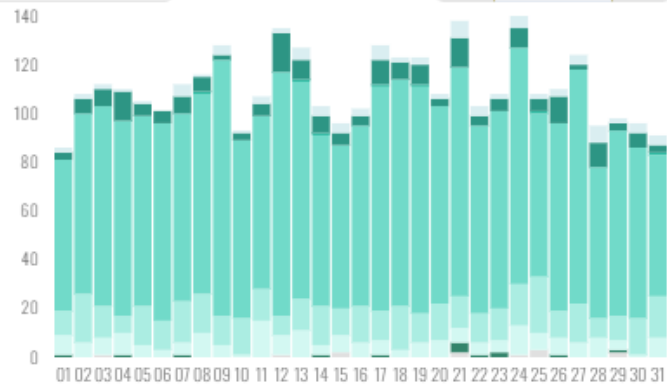
Q

M

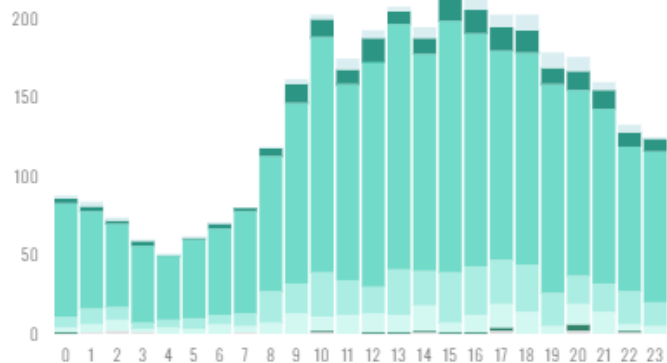
W

### BY DAYS

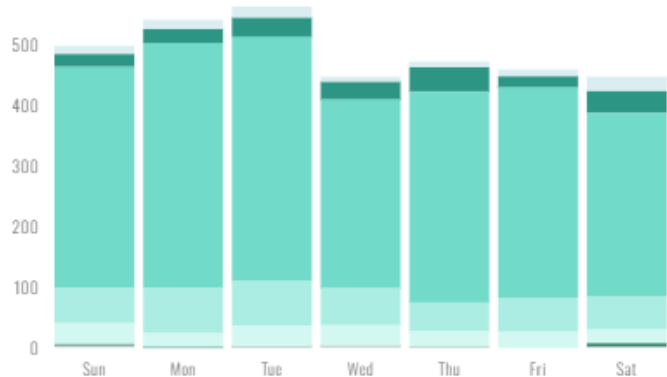
← 31 DAYS →



### BY HOUR OF DAY



### BY DAY OF WEEK





# UNIFIED FIRE AUTHORITY MONTHLY OPERATIONS BOARD REPORT

## Definitions

### Incident Volume

- The total number of unique incidents (calls for service) within a defined time period. Each incident is counted once, regardless of how many units respond. This reflects the overall community demand for service

### Response Volume

- The total number of individual apparatus responses (unit runs) within a defined time period. Because multiple units are typically dispatched to a single incident, response volume will always be equal to or greater than the number of incidents.

### 1st Due Performance

- The percentage of incidents in which the first-arriving unit reached the scene within the department's established response time target. Measures how effectively the department delivers an initial response to the community.
- UFA current Darkhorse response time targets:
  - Urban Non-Medical: 6 minutes 20 seconds
  - Urban Medical: 6 minutes
  - Rural Non-Medical: 12 minutes 20 seconds
  - Rural Medical: 12 minutes

### First Due Overgoals

- The percentage of first-arriving responses that exceeded the established response time target. Represents the inverse of 1st Due Performance.

### Total Response (90th Percentile)

- The total elapsed time from call receipt to arrival on scene, measured at the 90th percentile. Provides a more stable and meaningful system performance benchmark than averages.

### Dispatch (90th Percentile)

- The time from when the 911 call is received at the PSAP to when units are dispatched. Reflects call processing efficiency.

### Turnout (90th Percentile)

- The time from unit dispatch to the unit marking en route. Reflects crew readiness and station alerting efficiency.

### Travel (90th Percentile)

- The time from when the unit marks en route to arrival on scene. Reflects deployment model, station placement, traffic conditions, and unit availability.



# UNIFIED FIRE AUTHORITY MONTHLY OPERATIONS BOARD REPORT

## Definitions Continued

### Unit Hour Utilization (UHU)

- The percentage of time a unit is committed to incidents compared to total available time. Measures workload intensity and system capacity. Higher UHU may indicate system strain or reduced availability for concurrent incidents.

### Calls with Concurrency 2+

- The percentage of incidents occurring when two or more incidents were in progress simultaneously. Concurrency measures how many other incidents were active at the time a new incident began. Used to understand how simultaneous demand impacts system performance and availability.

### Station Response Reliability

- The percentage of incidents within a station's response zone to which the station was available to respond.
- A response is typically considered successful if:
  1. The station provided the first arriving unit, or
  2. The station provided any eligible unit as part of the initial dispatch.
- Measured for emergent incidents. Reflects how often the community receives service from its assigned station versus a move-up or covering company.