



**South Salt Lake City Council
Work Meeting Agenda**

Public notice is hereby given that the **South Salt Lake City Council** will hold a Work Meeting on **Wednesday, March 25, 2026** in the City Council Chambers, 220 East Morris Avenue, Suite 200, commencing at **6:00 p.m.**, or as soon thereafter as possible.

To watch the meeting live click the link below to join:

<https://zoom.us/j/93438486912>

Watch recorded City Council meetings at: [youtube.com/@SouthSaltLakeCity](https://www.youtube.com/@SouthSaltLakeCity)

Conducting: Council Chair Bynum

CITY COUNCIL

MEMBERS:

- JOY GLAD
- COREY THOMAS
- SHARLA BYNUM
- NICK MITCHELL
- IRVIN JONES
- RAY DEWOLFE
- CLARISSA WILLIAMS

Matters for Discussion:

- | | |
|--|-------------------------|
| 1. Council Priorities Survey Results | Lindsey Ferrari, 15 min |
| 2. Urban Forest Management Plan Discussion | Sharen Hauri, 30 min |
| 3. Continued – Council Rules Discussion | Sharla Bynum, 10 min |
| 4. Discussion – Amendments to Liquor License Caps for Restaurants and Proximity Requirement Clarifications | Spencer Cawley, 5 min |

Adjourn

ARIEL ANDRUS
 CITY RECORDER
 220 E MORRIS AVE
 SUITE 200
 SOUTH SALT LAKE
 UTAH
 84115
 P 801.483.6019
 F 801.464.6770
 SSLC.GOV

Posted March 20, 2026

Those needing auxiliary communicative aids or other services for this meeting should contact Ariel Andrus at 801-483-6019, giving at least 24 hours' notice.

In accordance with State Statute and Council Policy, one or more Council Members may be connected electronically.

Have a question or concern? Call the connect line 801-464-6757 or email connect@sslc.gov

CITY OF SOUTH SALT LAKE
CITY COUNCIL WORK MEETING

COUNCIL MEETING Wednesday March 25, 2026
6:00 p.m.

CITY OFFICES 220 East Morris Avenue
South Salt Lake, Utah 84115

PRESIDING: Council Chair Sharla Bynum

CONDUCTING: Council Chair Sharla Bynum

COUNCIL MEMBERS PRESENT:
Joy Glad, Sharla Bynum,
Irvin Jones, Clarissa Williams, and Ray deWolfe

COUNCIL MEMBERS EXCUSED:
Corey Thomas, Nick Mitchell

STAFF PRESENT:
Mayor Cherie Wood
Josh Collins, City Attorney
Danielle Croyle, Police Chief
Terry Addison, Fire Chief
Sharen Hauri, Neighborhoods Director
Joy Manwiller, Deputy Finance Director
Matt Robins, Executive Assistant
Jonathan Weidenhamer, Community & Economic Development Director
Spencer Cawley, Senior Planner
Jared Christensen, Deputy Fire Chief
Craig Giles, Public Works Director
Spencer Redden, Police Officer
Eliza Ungricht, Community Development Deputy Director
Jorge Morales, Business License Official
Anthony Biamont, Parks Manager
Carson Aprato, Police Sergeant
Ariel Andrus, City Recorder
Sara Ramirez, Deputy City Recorder

Matters for Discussion

1. Council Priorities Survey Results

Consultant, Lindsey Ferrari, presented the results of the annual City Council survey, which was conducted to gauge the priorities of the Council Members ahead of the upcoming budget season. It was noted that the survey received a higher response rate this year, providing more comprehensive data across each category. The presentation aimed to seek context and texture regarding some of the verbatim answers provided by the Council Members.

Key Discussion Points & Council Q&A

2025 Successes: The Council Members identified several key accomplishments from the previous year, including the groundbreaking and construction of the public works campus, downtown development and revitalization, the expansion of the Promise program, infrastructure upgrades, and successfully navigating a year of "turmoil."

When asked to clarify the reference to "turmoil," Council Members suggested it likely referred to the uncertainty surrounding public funding from the federal government during the previous budget season, as well as general global events that ultimately impact the City. Council Members also noted that budget priorities often shift rapidly due to ongoing external uncertainties.

Greatest Challenges: Housing emerged as the most frequently mentioned challenge, a significant increase from the previous year. Other top challenges included aging infrastructure, employee retention (particularly within public safety), stabilizing the police department, maximizing tax dollars, and interactions with local government.

The Council Members discussed the housing shortage, noting that while new developments are occurring, the City is also losing existing, livable housing stock as businesses purchase and tear down residential properties. Housing was recognized as a critical national and state issue that deeply impacts the City.

Ms. Ferrari requested clarification on the "interacting with our local government" challenge. The Council Members noted this pertained to occasional frustrations and obstacles encountered when partnering or negotiating with other entities, such as the county or the Utah Department of Transportation (UDOT), particularly when residents bring forward issues that fall outside the direct management of the City.

Critical Issues for the Coming Year: The highest-rated priority was addressing water, sewer, and stormwater infrastructure quality and availability. Investing in police officers (including training and mental health support) and sustaining the Promise program were also ranked highly.

Council Member Glad inquired why street lighting appeared frequently in the survey but was ranked as a lower priority. Council Chair Bynum clarified that because the City already has an active street light master plan in progress, and resident reports are handled efficiently, it did not require the same critical prioritization as unresolved infrastructure issues.

There was a mixed response regarding the need for new City clean-up programs. Some Council Members noted that residents frequently mentioned the City appearing dirty, while others prioritized critical infrastructure over aesthetic maintenance. It was noted that the City currently maintains successful fall and spring clean-up programs.

Specific Department Projects: There was strong support for the fire station remodel, additional flashing crosswalks, and a police department community dashboard. A discussion took place regarding a proposed communications and engagement application. Council members expressed that an app should serve to both inform and engage a broader demographic of residents, reaching beyond those who typically attend public events.

Council Members suggested focusing on lasting, educational, and inclusive projects. Ideas included installing sculptures honoring indigenous tribes, commissioning a mural, or partnering with the Granite Library to host an exhibit that collects and showcases the diverse historical stories of residents within the City, similar to a past "day in my shoes" cultural project.

A copy of the presentation is attached and incorporated by this reference.

2. Urban Forest Management Plan Discussion

Neighborhoods Director, Sharen Hauri, presented the Urban Forest Management Plan, detailing the comprehensive approach the City takes toward community forestry. The plan was organized into functional buckets, including community forestry initiatives (such as the "plant a tree for free" program, park plantings, and recent Oxbow River restoration efforts) and internal City forestry operations. The recommended next steps included establishing a complete program supported by a diverse staff to manage the expanding urban canopy.

Key Discussion Points & Council Q&A:

Tree Diversity & Evergreens: Council Member Glad observed that the plan seemed heavily focused on deciduous trees and asked if more evergreens, specifically native junipers or pinyons with deep taproots, could be incorporated to better handle the drought climate.

Canopy Loss and Invasive Species: Council Member Williams asked for clarification regarding the reported 1% loss of the tree canopy and inquired about the removal of invasive species like Russian olives.

Ms. Hauri confirmed the loss is attributed to a combination of residents removing or failing to water trees, development impacts, and necessary removals for flood mitigation and the eradication of noxious weeds (such as the Russian olives along the Jordan River). Ms. Hauri emphasized that residents should prioritize watering trees over shrubs and turf during droughts, as mature trees save water overall and are difficult to replace.

Pest Concerns: The potential threat of bark beetles was raised by a council member, noting the devastation seen in other regions of the southwest.

Ms. Hauri noted that bark beetle infestations are highly correlated with tree stress and lack of water, reinforcing the need for residents to actively water their trees despite broader water shortages.

A copy of the presentation is attached and incorporated by this reference.

3. Continued – Council Rules Discussion

Council Chair Bynum briefly addressed the ongoing review of the Council Rules. It was noted that Rules 1-8 had been discussed in the previous meeting, leaving Rule 9 and the subsequent rules for review.

To ensure adequate time for the final agenda item, the Council was instructed to email any proposed changes, additions, or suggestions regarding the remaining rules. The item will be added to the agenda of a future work meeting for formal review and adjustment.

4. Discussion – Amendments to Liquor License Caps for Restaurants and Proximity Requirement Clarifications

Senior Planner, Spencer Cawley, presented a proposed amendment to the City's liquor license requirements outlined in Title 5. Currently, all liquor licenses are grouped under a single umbrella category with a cap of 33 available licenses, of which 24 are currently occupied by restaurants.

The proposal recommended removing restaurant uses from this general category and placing them in their own separate category without a City-imposed cap. This change would immediately alleviate the backlog, making 23 licenses available for other businesses, and allow waitlisted applicants to move forward.

It was also noted that Title 17 would be updated to align the City's proximity measurement language with state code (measuring by the shortest route of ordinary pedestrian travel) to eliminate enforcement conflicts with the Department of Alcoholic Beverage Services (DABS).

Enforcement and Funding: Council Member Glad asked if relying on DABS for monitoring the restaurants would result in the City losing funding from licensing fees or citations.

It was clarified that DABS already handles this monitoring and enforcement under current procedures, so the City would not experience a loss of existing funding or licensing fees.

Restaurant Regulations vs. Bars: Council Member Williams asked if allowing restaurants to sell alcohol without a cap would restrict those establishments to patrons 21 years of age and older, and how the ratio of alcohol sales is regulated.


The presenters clarified that the establishments would remain family-friendly restaurants, not bars (which require a distinct, separate license). DABS strictly enforces a regulation requiring the businesses to maintain a ratio of 30% alcohol sales to 70% food sales.

License Caps Clarification: The council sought final clarification on how the general license cap would be affected.

The presenters confirmed that the overall number of licenses in the general category, which is based on the City's population, would remain the same. The local consent and application processes will not change. The only alteration is that restaurants will no longer be limited by a numerical cap, thereby freeing up space in the general category.

A copy of the presentation is attached and incorporated by this reference.

The meeting adjourned at 6:52 p.m.

A handwritten signature in black ink, appearing to read "Sharla Bynum", written over a horizontal line.

Sharla Bynum, Council Chair

A handwritten signature in blue ink, appearing to read "Ariel Andrus", written over a horizontal line.

Ariel Andrus, City Recorder

25-Mar-26

****Please sign in for each meeting****

**CITY COUNCIL WORK & REGULAR
MEETING LIST OF ATTENDEES**

<u>NAME</u>	<u>CITY/TOWN</u>	<u>REPRESENTING</u>
Leslie Jones	SSL	SELF
Valerie Fletttes	SSL	SELF.
Jonathan Herkel	SSL	self-Chamber
Sean Marchant	SSL	Self-
JUL JOHNSON	SSL	HRD COMPANY
Scott Romney	SSL	Fedora LLC
MIKE KATSANEVAS	SSL	Crown Lawn
Lexi Katsanevas	SSL	Crown Burger
Chris Mantas	SSL	All Truck & Car
GLEN BORST	SSL	MOUNTAINLAND SUPPLY
DAVE HADDENHAM	SSL	MOUNTAINLAND SUPPLY
Frank Coon	SSL	Independent Funeral
TAY MICHELSO	SSL	TOWN & COUNTY MKT,
DENNIS MICHELSO	SSL	TOWN & COUNTY MKT
DREW COOK	SSL	SSL
MATT SIMONS	SSL	Salt Lake Cement Cutting
Zach Wallace	SSL	Wallace Woodworks
Nicholas Wallace	SSL	Wallace Woodworks
Jeff Wallace	SSL	" " "
Dani J. L.	SSL	Master Lutz Health Center
GREG MCKENNA	SSL	J-MAC
TED SARGEATKIS	SSL	SILVER STATE INC.

25-Mar-26

****Please sign in for each meeting****
CITY COUNCIL WORK & REGULAR
MEETING LIST OF ATTENDEES

<u>NAME</u>	<u>CITY/TOWN</u>	<u>REPRESENTING</u>
George Tsoufanakis	SSL	Astro Burgers
Derek Mortensen	SSLC	4-Property Owners
Jim C Keech	SSHC	Keech Steel Corp.
PAT Thorne	SSLC	Thorne & Associates CPA
Lindsey Pace	SSLC	Werner's European Auto
James Bacon	SSLC	Premier Pawn
Josh Bacon	SSLC	Premier Pawn
Mark Malouf	Holladay	Self
KORY TOONE	SSLC	SELF
SPENCER POMROY	SSL	COKE
Jeffrey Papp	SSLC	Self - Papp Enterprises
B. Heisel Slouic	South Salt Lake	Self
TAMRA BURTON	SSLC	ASSET MANAGEMENT
Robert LaSpina	SSC	In The Event
Elaine Fu Lu	SSL	Master Lu's Health Center
DAVID STROUD	SSL	DAVID
Shunmuganoburn	SSL	DAVID
Bruce Dalebout	MIDWAY	VENTANA
ELEN BORST	SSL	MOUNTAINLAND SUPPLY
DAVE HOOTENHAM	SSL	MOUNTAINLAND SUPPLY
Chris Chatzis	SSL	Apollo Electric



South Salt Lake City Council Survey Results

March 2026



What were the City's greatest successes or accomplishments of 2025?

- Groundbreaking/construction of public works campus (3)
- Downtown development and revitalization (2)
- Groundbreaking on the Market Center project (2)
- Expanded Promise Cradle to Career
- Infrastructure upgrades
- Weathering another year of turmoil
- Stormwater drainage and sidewalk improvements in District 3
- Focusing on what we can do as a city of neighbors
- Functioning and growing South Salt Lake Chamber
- Support for vulnerable populations
- Meadowbrook/Millcreek visioning

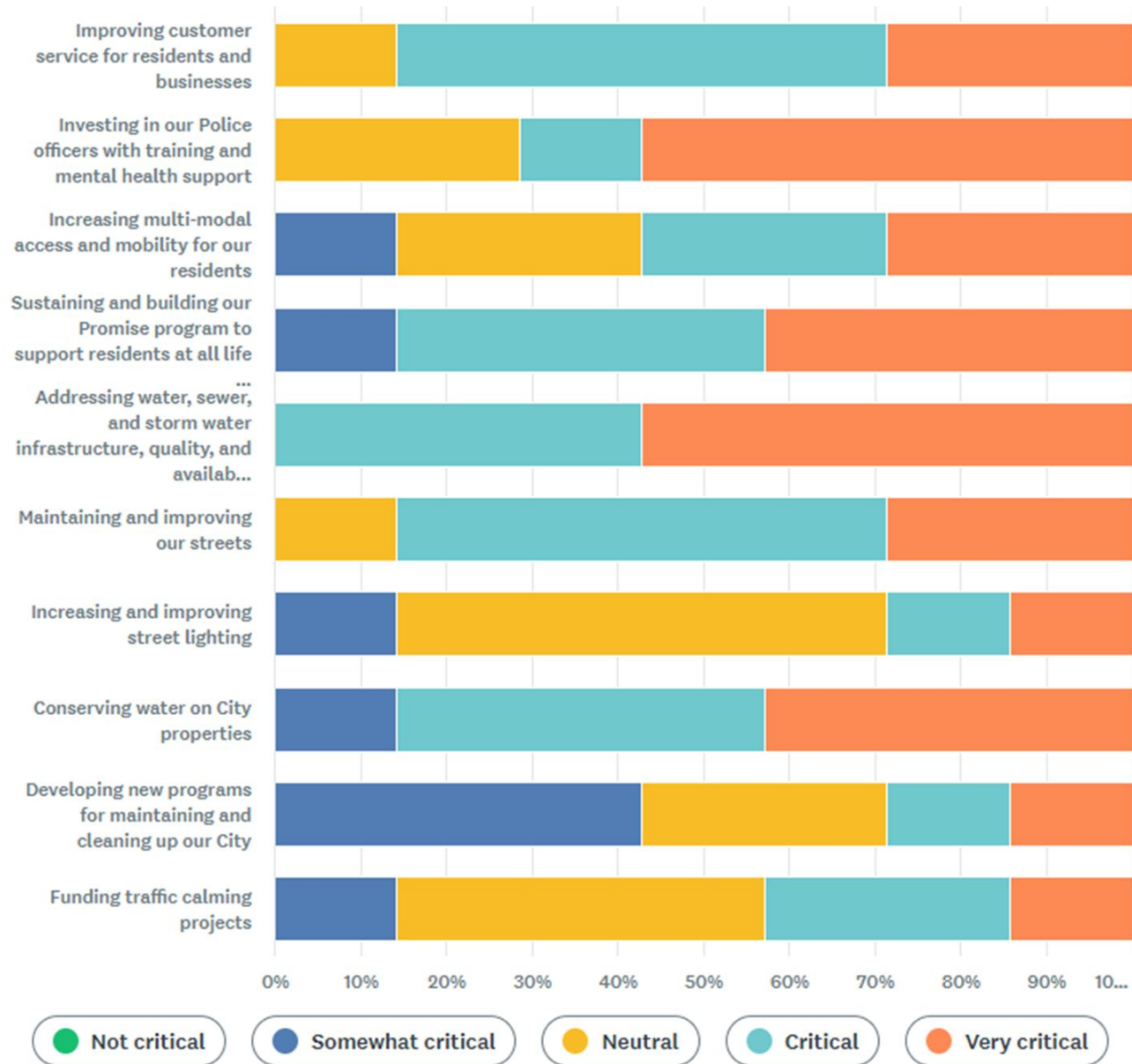




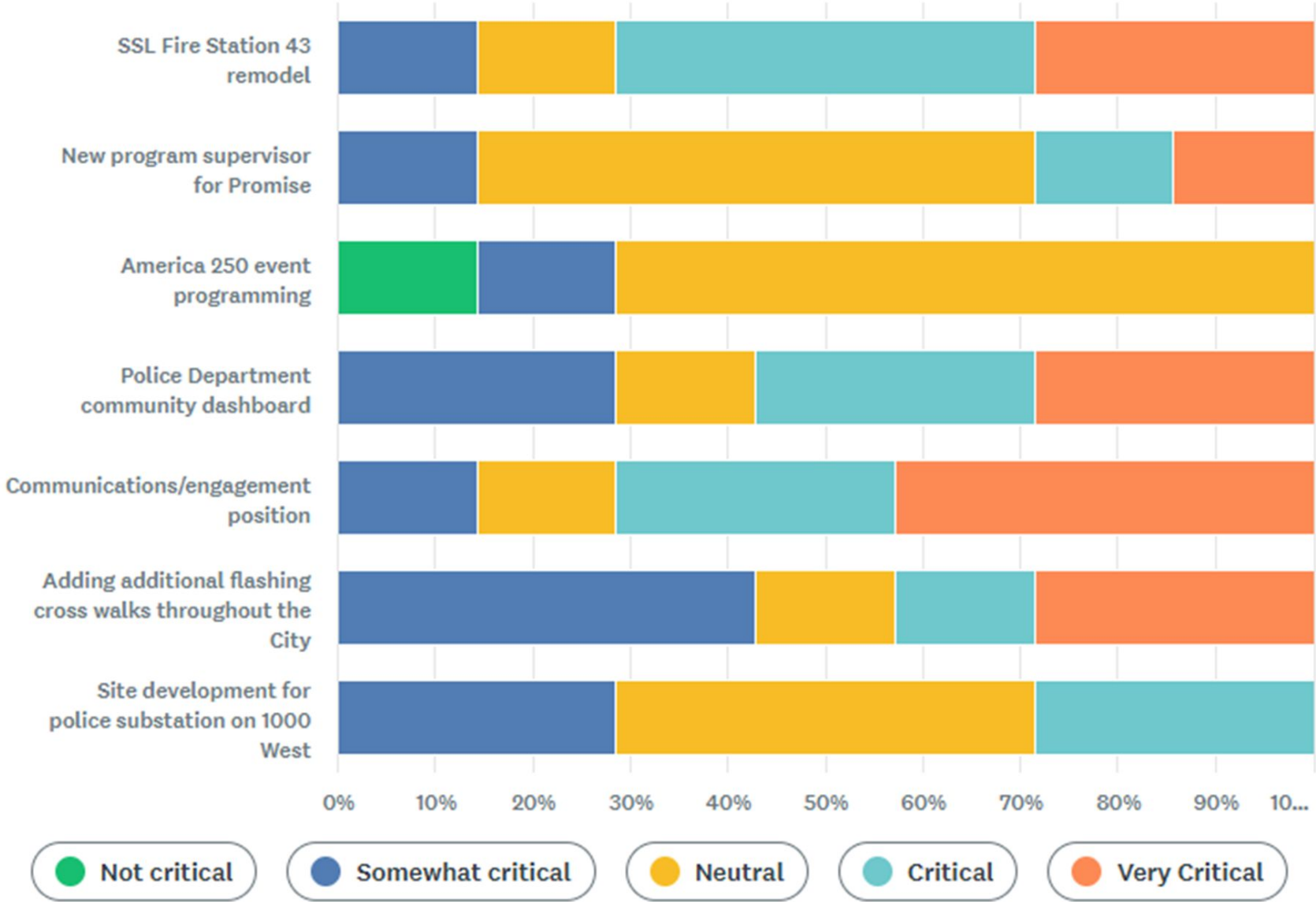
What are the three greatest challenges facing the city now?

- Affordable housing (5)
- Aging infrastructure (4)
- Hiring/retaining the right people (2)
- Stabilizing the police department (2)
- Maximizing tax dollars without squeezing businesses and residents (2)
- Tax base lost to the government and NGO
- Transportation utility fund (2)
- Danger to vulnerable populations
- Interacting with our local government
- Water conservation
- Parking
- Street lights

How critical are each of the following for the coming year?



How would you prioritize the following projects?





What are your top three budget priorities for fiscal year 2026?

- Maintain infrastructure (3)
- Conserve water
- Employee retention
- Balance public safety needs with responsible budgeting and financial sustainability
- Neighborhood revitalization
- Traffic calming
- Website redesign and communications liaison
- Fund departments/projects without raising fees or taxes
- Evaluate impact fees
- Unknown at this time



What other projects would you like to see prioritized?

- City App
- Supporting the parks, recreation, and community services
- Converting old motels to boutique hotels
- Amphitheater at Fitts for concerts
- 2034 Olympic Committee
- Community engagement that uses new technology
- Streetlights on 900 W near TRAX
- Reams development opportunity
- Amenities like a grocery store in the southwest corner of the City
- None



What recommendations do you have for America 250 programming and events?

- A parade (3)
- City Council in white powdered wigs on a float
- Highlight 250 years of South Salt Lake
- Activities leading up to the event
- Midnight bicycle ride to the Columbus Center for fireworks and ice cream
- A 7/3 event to ensure we can access people and resources
- Drone show – no fireworks
- There are more important priorities, but if pressured to do something, create a mural collecting resident stories, or install a fixture like a bench at a new plaza or public works campus

Urban Forestry Planning: Urban Forestry Plan



City Council Briefing

March 25, 2026

Urban Forest Plan

1. Executive Summary
2. Introduction
3. Tree Inventory Findings
4. Tree Canopy Assessment Summary
5. Tree Management Practices Review
6. Planning, Policy and Ordinance Review
7. **Tree Management Recommendations**
8. **Urban Forest Strategies**
9. **Priorities and Performance**
10. **Next Steps**

DRAFT

It's the next step after Tree Inventory and Canopy Assessment



Tree Management Practices Review

Benchmarks against other cities nationally and in the West

Three measures:

- *Municipal Tree Care and Management in the US*
- Arbor Day Foundation *Tree City USA* requirements
- USDA Community Forestry Program Measures

It's not just about the trees! The benchmarks measure:

- Contractors and Volunteer services
- Community Tree Populations
- Community & Staff Profile
- Tree Operations and Management Profile
- Tree Funding

Select Benchmarks

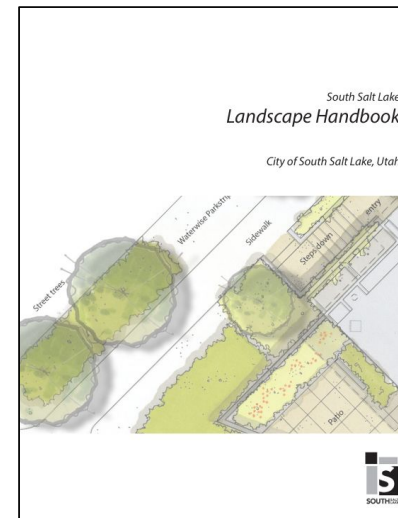

Benchmark	South Salt Lake's Current Situation
Volunteer usage: 211.5±151.7 mean number of volunteers and 368.4±139.3 volunteer hours	■ 100 volunteers and 300 volunteer hours utilized per year
Volunteer activities: 85% of groups to planting, 40% do watering, 28% do pruning, 9% do removals	■ 80% planting, 10% watering, 5% pruning, 5% removals
Contractor use: 55% of tree planting, 19% of tree watering, 66% of tree pruning, 94% of tree removals	■ Contractors complete 10% of tree pest management, 5% of tree pruning, 10% of tree removals
Industry standards and accreditation: 67% use in contractor selection	■ Prequalified contractors in 2025 for a services pool

Benchmark	South Salt Lake's Current Situation
Tree Inventory: 76% of cities have a tree inventory	■ SSL has a current tree inventory
Canopy goal: 14% have and 9% are developing a canopy goal	■ SSL is developing a canopy goal via this plan
Average tree canopy coverage: 32%±1.8	■ Average tree canopy coverage: 7.3%±0.58
Average per capita public trees = 0.38±0.04 for cities in the West	■ 0.125 trees per capita
Vacant street planting spaces per capita for cities in the West = 0.04±0.01	■ Vacant street planting spaces per capita = 0.02

Key: Green = on par, Yellow = Improving, Red = Needs attention

Planning, Policy, Ordinance Review

Component Evaluated	Description or Criteria for Evaluation	South Salt Lake's Status
Approved Policy Statements	Written policy statements approved by a governing body.	<ul style="list-style-type: none"> The city has 3 primary ordinances: Trees; Landscaping; and Sidewalks.
Climate Change (Sustainability)	References urban trees and addresses the long-term health and productivity of the natural resource.	<ul style="list-style-type: none"> Ordinances address water-conserving species, and preservation of existing trees. The 2020 <i>General Plan</i> discusses Sustainability goals. No statement on net loss of trees. No statement about city street trees must be replaced if removed, but say that trees must be protected and/or replaced during construction.
No Net Loss	Can refer to trees, basal area, or canopy.	<ul style="list-style-type: none"> Preservation and replacement ordinances and standards are inadequate, hard to find, and no one is assigned to enforce. Ordinance prohibits killing public trees and those along the Jordan River; City must remove hazard trees and hold liable private landowners with a nuisance tree-not very detailed No mention of standards
Risk Management	Should reference: ANSI A300 Part 9, ISA BMP, and prioritization funding mechanisms.	<ul style="list-style-type: none"> City must remove hazard trees and hold liable private landowners with a nuisance tree-not very detailed No mention of standards
Tree Canopy Goals	Overall community goal, or by designated "zone".	<ul style="list-style-type: none"> No mention of tree canopy goals
Tree Protection	Construction and/or landscape maintenance	<ul style="list-style-type: none"> Ordinance requires a plan to protect vegetation during construction and to replace trees; engineering standard exists but needs designated inspection and enforcement official. Utility providers have the authority to trim trees to prevent contact with its system No mention of utility duties/powers.
Utility	Utility pruning, planting, and installation policy.	<ul style="list-style-type: none"> No mention of utility duties/powers.




SWOT

Weaknesses

- Canopy loss over last 20 years - 17% since 2006
- Large areas of city with very little tree canopy
- Low opportunity to plant on public streets - no space
- Low level of city investment and new tree planting
- Weak protection of existing trees

Threats

- Drought and water conservation efforts killing trees
- Low level of understanding of proper tree planting and care
- Minimal inspection and monitoring of new tree plantings




SWOT

Strengths

- Healthy tree canopy in residential neighborhoods
- Tree maintenance is at a good level
- City ordinances have some tools in consideration of trees
- Robust communications about landscape and water conservation

Opportunities

- Plant trees on industrial and on commercial property, and on other public land, such as SL County
- Plant trees in redeveloping areas, especially Downtown SSL
- Expand partnerships to plant trees together, especially on private property
- Protect and enhance natural forests, including Jordan River and Mill Creek
- Education and community engagement are successful and in demand



Strategies

- Goal 1:** Plan for a healthy, well managed urban forest as you would infrastructure
- Goal 2:** Preserve and protect trees
- Goal 3:** Grow and improve the city owned urban forest
- Goal 4:** Expand community forestry programs to promote trees on non-city properties
- Goal 5:** Involve the community
- Goal 6:** Promote our successes



Focus Areas

Community Forestry

Trees on private property and non-city public properties

INVOLVES:

Urban Forestry, Communications, Neighborhoods

NEEDS:

Programs
Partners and Agreements
Community Engagement
Staff and Funding

City Forestry

Trees on city property and rights-of-way (street trees)

INVOLVES:

Urban Forestry, Engineering, Public Works, Parks

NEEDS:

Trained Staff
Funding
SOPs

Trees as Infrastructure

Trees in new development and tree protection

INVOLVES:

Urban Forestry, Engineering, Community Development, Public Works

NEEDS:

Ordinances
Engineering Standards
Permitting and Inspections
Sustainability Goals

Priorities

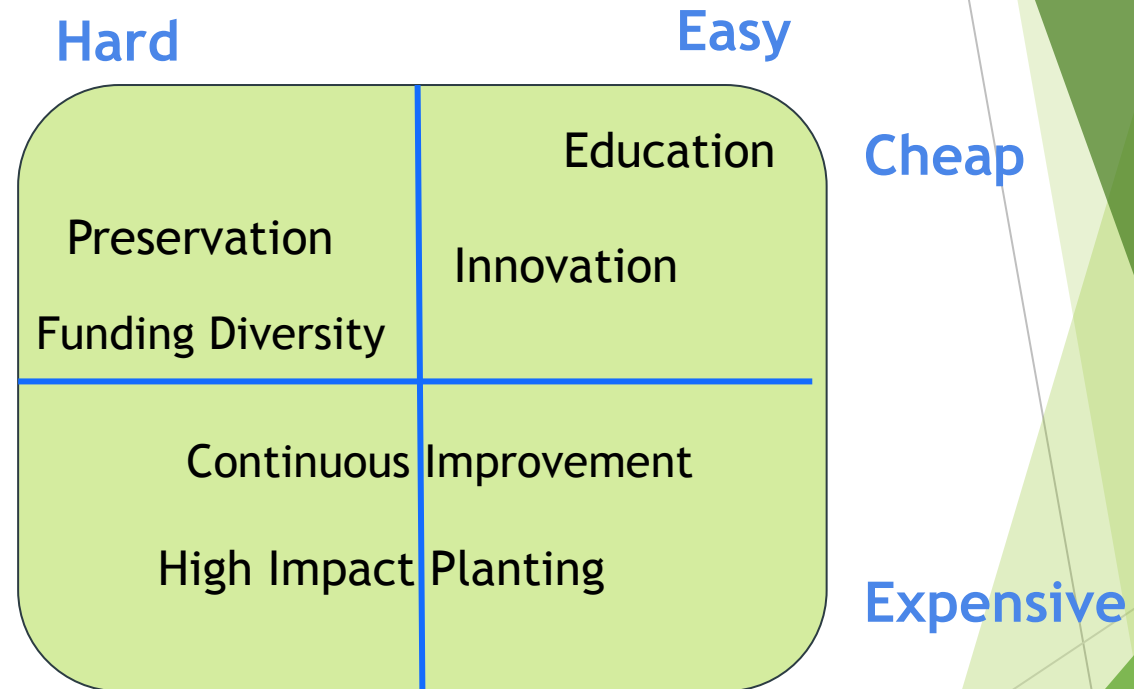
Themes for how to get where we want to be:

- First, do no harm - preserve the trees we have.
- Encourage better tree care through education.
- Find new approaches, get away from old thinking and standards.
- Undertake activities with high success rates and lower costs.
- Do better, Invest more - get up to the national average - diversify funding and purposes.
- Set a pace for early success and ramp up each year.


Priorities

Actions *(in relative order of priority):*

1. Education
2. Preservation
3. Innovation
4. High Impact Planting
5. Funding Diversity
6. Continuous Improvement



Urban Forestry Program Goals



1. Fully staff and trained urban forestry team working in collaboration across departments
2. Strive for 1000 trees planted per year across public, private and natural areas
3. Adopt Protection and Preservation measures to support “No Net Loss”
4. Build high impact Community Forestry program, including stewardship and apprenticeship
5. Education, Communication and Outreach
6. Increase funding and revenue recapture
7. Develop an Urban Tree Planting program for Downtown and Station Areas.

Performance Indicators

Tree Indicators :

- Tree canopy percentage
- Public trees per capita
- Trees protected
- Trees planted
- Tree survival rate (*after 5 years*)
- Species diversity (*measured by the 10-20-30 rule*)
- Tree maintenance standard of care (*measured in the Tree Inventory*)

Community Indicators :

- Urban Forestry budget (*\$ amount, % of city budget, and per capita*)
- Volunteer stewardship participation
- Community education participation
- Apprenticeship participants
- Fire hazard reduction

Recommended Next Steps

A complete program delivered by a diverse staff:

- Management and maintenance operations
- City Forester / Arborist / Infrastructure management
- Community Forestry coordination
- Training/ Apprenticeship / Stewardship program coordination

New and Improved Ordinances:

- Protection
- Innovation
- Water conservation

Tackle Downtown Trees:

- Get the trees to the people - a high cost, but high returns per capita

Canopy Goals

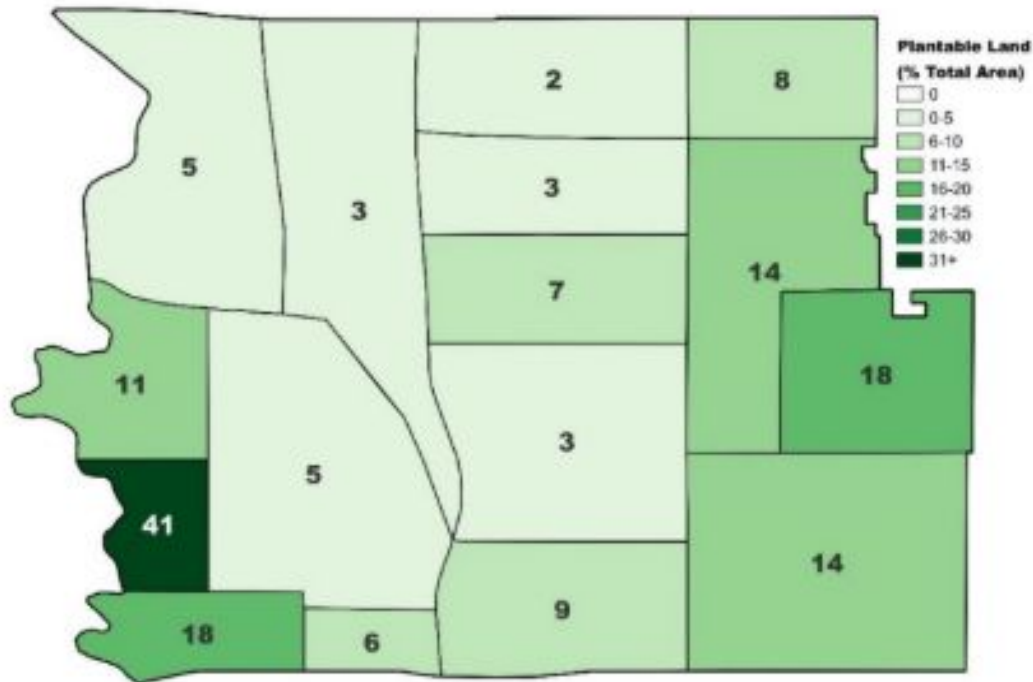


Figure 7. Potentially plantable land (as a % of total acreage) by neighborhood.

	Canopy 2025	Canopy Goal-Estimate
Residential	24.9%	35%
Commercial	6.3%	10%
Multi-Family	21.3%	25%
Industrial	4.6%	7%
Schools	7.8%	20%
City Property	20.3%	30%
Downtown	0.5%	9%
Natural Forest	20%	40%

These graphics measure two different things - available land % (left) and possible Tree Canopy Coverage (right). Conditions have to change on available land to make it plantable for additional canopy.

Downtown Goals

For econ dev discussion.



METRIC	EXISTING	PROPOSED
Downtown Area	233 acres	233 acres
Downtown Trees	134	1,862
Downtown Tree Canopy Average	11 sq ft	500 sq ft
Downtown Tree Canopy Total	1.1 acres	21 acres
Downtown Tree Canopy Coverage	0.5%	9%
Downtown Tree Density	0.5 / acre	8 / acre


By comparison: Fitts Park has 28 trees per acre, City Hall has 10

Today vs. Tomorrow

	Status 2025	Future 2030	Future 2050
Public Trees	3,261	4,100	13,000
Public Trees per capita*	0.125	0.15	0.32
Spending per capita*	\$3.91	\$19.01	\$26.73
Canopy Coverage	7.3%	7.5%	9.7%

**Assuming 1% growth to 2050 population of 39,500*





**PROTECT TREES.
PLANT TREES.
EVERYWHERE.
NOW.**

Liquor License Amendments

*City Council
March 25, 2026*



LICENSE TYPES & CAPS

Off-Premise Beer

Package Agency

- 67 Licenses (27 issued)
- 1 per 400 people

Banquet/Catering

Beer Recreational

Restaurant (Beer Only)

Restaurant (Limited Service)

Restaurant (Full Service)

Manufacturing (Beer, Wine Distillery)

- 33 Licenses (33 issued; 4 waitlisted)
- 1 per 800 People

Bar

Tavern

- 9 Licenses +5 Downtown (8 issued; 4 in Downtown)
- 1 per 3,000 people

Special Use

- No Limit

24 issued



PROPOSAL

Establish New Category:

- Restaurant (Beer Only)
- Restaurant (Limited Service)
- Restaurant (Full Service)

Align with DABS 30/70 rule

- No additional enforcement from City Staff
- No cap on restaurant licenses

Maintain Existing Caps and Categories

