

FIVE THINGS YOU NEED TO KNOW



April 14, 2026



2026 Water Outlook

- *Current Restrictions*
 - *No restrictions on culinary use as of now*
 - *20% reduction on irrigation water uses (297.35AF)*
 - *Watering Season May 15th – Sept 15th*
 - *All restrictions subject to change as season progresses*
- *City Wells*
 - *City wells are all operational*
 - *Small booster being evaluated*

New Crosswalk – 1450 S 1500 E

- *Total Cost \$33K*
- *Completion*
 - *Currently being used heavily*
 - *Marking crosswalks & stop bars*
 - *End of April*



New Crosswalk – 1450 S 1500 E



Public Safety Mental Wellness

- *Top priority and implementation in 2021*
- *Current provider – Carbajal Counseling & Consulting*
- *Therapist who specialize in **PTSD** and **TRAUMA***
- *Department Mental Health Liaison – Ricki Miller*
- *Legislative mandate (some form of mental wellness program)*
- *Bi-annual mandatory employee assessments*
- *Additional paid visits including immediate family members*
- *Department Peer Support Program*
- *Confidential – some mandatory reporting requirements*
- *Training / Statistics / Focus on department & employee needs*
- *GREAT SUCCESS!*





“Wearing the badge doesn’t mean you have to carry the burden alone.”

(TMPA 2025)

Social Media Statistics

- *Comms focused on growing PD's Facebook page.*
- *Statistic tracking jumped it to the top police page in the county in two months.*
 - *Followers jumped from 7,100 to 10.4K followers in two months*
- *Half a million people are now seeing our safety messages.*
 - *28K-520K video views*
- *More followers & views means more residents seeing our content.*
 - *Safety messages, emergency alerts, coming to events, etc.*
- *We haven't ignored the city's social media pages.*
 - *The city's main pages had positive growth in every stat in March.*

Stats 🧐

	Simple Engagement	Per Post Engagement	Engagement Growth	Share of Scorecard Engagement ▲
 Clearfield City Police Department	10,857	987	783.40%	71.763
 Kaysville Police Department	1,893	157.75	-37.13%	12.512
REPORT AVERAGE	1,375.364	154.483	157.96%	9.091
 Layton City Police Department	1,232	308	47.90%	8.143
 Syracuse City, Utah Police Department	741	123.5	307.14%	4.898

Social Media Statistics

- *Why?*
 - *Close stats tracking*
 - *Longer-term intern position from city council frees up my plate for stat tracking & analysis*
 - *Creating more trending video*
 - *Assistant Chief & Sergeant focused on social*
- *Bottom line: Comms is seeing unprecedented results. Thanks for investing in us.*

Bubble Party

- *Add more cannons*
 - *Requires more hoses & water barrels*
- *Remove bubble pit*
 - *Safety concern*
 - *Long lines*
 - *Emergency access*
- *\$550 increase*

