



**MAGNA CITY COUNCIL
MEETING AGENDA
April 14, 2026**

Webster Center
8952 West Magna Main Street
Magna, Utah 84044

PUBLIC NOTICE IS HEREBY GIVEN that the Magna City Council will hold a meeting for presentation, discussion, and possible action at **6:00 PM** on the **14th day of April 2026** at the Webster Center, 8952 West Magna Main Street Magna, Utah as follows:

**** Portions of the meetings may be closed for reasons allowed by statute. Motions relating to any of the items listed below, including final action, may be taken.**

6:00 PM – PUBLIC MEETING

1. CALL TO ORDER
2. Determine Quorum
3. Pledge of Allegiance

4. PUBLIC COMMENTS (Limited to 2 minutes per person)

Anyone who wants to speak on an item that is not on the public hearing agenda must sign up and will be called in order. Please state your name. Councilmembers will not respond during public comments, but city staff will follow up if needed. *Comments are limited to two (2) minutes.*

5. STAKEHOLDER REPORTS

- A. Unified Police Department – *Lt. Christopher Benedict*

6. CONSENT AGENDA

- A. Approve City Council Meeting Minutes
 - 1) March 24, 2026 City Council Meeting
- B. Acknowledgment of Receipt of Monthly Financial Reports

7. PRESENTATION ITEMS

- A. MSD Updates – *MSD Staff*
- B. Magna Finances Discussion – *Stewart Okobia, Finance Director*
- C. Lobbying Updates - *Lincoln Shurtz*
- D. Magna Interfaith Council – *Robin and Kory Anderson*
- E. Wasatch Front Waste and Recycling District – *Evan Tyrrell, General Manager*

8. COUNCIL BUSINESS

- A. Discussion and Potential Action Regarding Unified Police Department (UPD) Request Funding for an Additional Police Sergeant – *Lt. Christopher Benedict, UPD*
- B. Discussion and Potential Action Regarding **Resolution R2026-22**, A Resolution Appointing Terry George as the Representative Appointee of Magna City to the Wasatch Front Waste and Recycling District Board of Trustees – *Kelly Bush, Assistant City Manager*

- C. Economic Development Corporation (EDC) Utah – ***Kelly Bush, Assistant City Manager***
- D. Discussion and Potential Action Regarding Funding for General Cemetery Operations – ***Mayor Mick Sudbury***
- E. Discussion and Potential Action Regarding Magna Museum Funding Request - ***Mayor Mick Sudbury***
- F. Discussion and Potential Action Regarding Magna Arts Council Funding Request - ***Mayor Mick Sudbury***
- G. Discussion and Potential Action Regarding Copper Golf Club Funding Request - ***Mayor Mick Sudbury***
- H. Discussion and Potential Action Regarding the Yuzawa Cultural and Educational Program Funding Request - ***Mayor Mick Sudbury***
- I. Discussion and Potential Action Regarding Reallocation of Beer Tax Funds - ***Mayor Mick Sudbury***

9. MANAGER/CITY ATTORNEY UPDATES

- A. City Manager Updates – ***Kelly Bush, Assistant City Manager***
- B. City Attorney Updates – ***Claire Gillmor, Deputy City Attorney***

10. COUNCIL REPORTS

11. CLOSED SESSIONS IF NEEDED AS ALLOWED PURSUANT TO UTAH CODE §52-4-205

- A. Discussion of the character, professional competence or physical or mental health of an individual.
- B. Strategy sessions to discuss pending or reasonably imminent litigation.
- C. Strategy sessions to discuss the purchase, exchange, or lease of real property.
- D. Discussion regarding deployment of security personnel, devices, or systems; and
- E. Other lawful purposes as listed in Utah Code §52-4-205

12. ADJOURN

ZOOM WEBINAR: Magna City Council Meeting

When: April 14, 2026, 06:00 PM Mountain Time (US and Canada)

<https://us06web.zoom.us/j/87125783065?pwd=qGJpbcYeym8glgElUdS6RH8GsIA8p9.1>

Webinar ID: 871 2578 3065

Webinar Passcode: 729950

Successful sign-in to a Zoom account is required to access this webinar, one can be created for free at any time on the Zoom website or mobile/desktop app.

Upon request with three (3) working days’ notice, the Greater Salt Lake Municipal Services District, in support of Magna City, will make reasonable accommodations for participation in the meeting. To request assistance, please call (385) 377-9466 – TTY 711.

A copy of the foregoing agenda was posted at the following locations on the date posted below:

Magna City website at <https://magna.utah.gov/> and the Utah Public Notice Website at

<https://www.utah.gov/pmn/>. Pursuant to State Law and Magna Ordinance, Councilmembers may participate electronically. Pursuant to Utah Code § 52-4-205, parts of meetings may be closed for reasons allowed by statute.

POSTED: April 13, 2026



MAGNA CITY COUNCIL MEETING

MARCH 24, 2026 @ 6:00 PM
WEBSTER COMMUNITY CENTER
8952 West Magna Main Street
Magna, Utah 84044

****DRAFT MINUTES – UNAPPROVED****
MAGNA CITY COUNCIL MEETING MINUTES
March 24, 2026

Council Members Present:

Mayor Mick Sudbury
Council Member Audrey Pierce
Council Member Terry George
Council Member Steve Prokopis
Council Member Michael Jensen

Council Member(s) Excused:

Council Member Megan Olsen

Staff Present:

Kelly Bush, Assistant City Manager
Nathan Bracken, City Attorney
Claire Gillmor, Deputy City Attorney
Diana Baun, City Recorder
Chief Del Craig, Unified Police Department
Lt. Chris Benedict, Unified Police Department
Chad Anderson, Assistant City Engineer
Ian Hartman, Traffic Engineer
Matt Starley, Long Range Planner
Dave Sanderson, Accountant

Others Present: Kory Holdaway, Jennifer D’Haenens

6:00 PM – PUBLIC MEETING

1. Call to Order

Mayor Mick Sudbury, presiding, called the meeting to order at 6:00 pm. He noted that Council Member Olsen was absent from the meeting.

2. Determine Quorum

A quorum was present, allowing the meeting to proceed.

MAGNA COUNCIL MEMBERS

MAYOR MICK SUDBURY, COUNCIL MEMBER STEVE PROKOPIS,
COUNCIL MEMBER MEGAN OLSEN, COUNCIL MEMBER MICHAEL JENSEN,
COUNCIL MEMBER TERRY GEORGE, COUNCIL MEMBER AUDREY PIERCE

3. Pledge of Allegiance

The Pledge of Allegiance was recited.

4. PUBLIC COMMENTS – None

Kory Holdaway Lobbying Updates

Kory Holdaway reported to the council on the outcomes of the recent legislative session, noting that 1,016 bills had been introduced and 540 had passed, making it a record year. He emphasized the value of Magna's participation in the Utah League of Cities and Towns, explaining that the organization enabled smaller cities to have stronger representation through weekly legislative policy committee meetings, which both Mayor Mick Sudbury and Council Member Terry George attended. He outlined several key bills, including House Bill 429, which initially included provisions affecting the Salt Lake Valley Law Enforcement Service Area (SLVLESA) but was later amended to remove those elements and instead focused solely on garbage collection, allowing withdrawal from Wasatch Front Waste and Recycling District services pending fiscal impact. He also described House Bill 241, which would have prioritized charter schools over cities for access to surplus public school property and could have impacted potential city interests in Cyprus High School property; this bill ultimately failed in the Senate. Additionally, he discussed House Bill 501 related to water funding modifications, which did not pass but could have imposed additional financial requirements on residents if the city accessed state water loan funds. He concluded by noting that housing and property taxes remained major legislative concerns, particularly a property tax bill sponsored by Senator McCay that did not pass but was expected to return in future sessions.

Council Member Terry George expressed appreciation for Kory Holdaway's efforts representing the city during the legislative session.

Council Member Steve Prokopis asked whether there were any issues likely to reemerge during the interim period. Kory Holdaway responded that property taxes would likely remain a key issue, explaining that legislative leaders were actively responding to public concern over rising property taxes. He added that the Utah League of Cities and Towns would continue meeting monthly, and he would remain engaged to monitor developments and communicate updates to the council and mayor.

Council Member Michael Jensen emphasized the importance of property taxes as a funding source for fire and police services and noted the continued relevance of SLVLESA. He requested that these issues be closely monitored. Kory Holdaway responded that he had recently spoken with representatives from Kennecott, who expressed willingness to engage in further discussions with Magna and indicated support for ensuring adequate funding for those services. Council Member Jensen acknowledged the response and expressed appreciation.

Kory Holdaway concluded by thanking the council for the opportunity to represent Magna's interests. Mayor Mick Sudbury also thanked Kory Holdaway for his assistance during the legislative session, particularly for helping him navigate the process, and Kory Holdaway commended the mayor's efforts.

5. STAKEHOLDER REPORTS

A. Unified Police Department

Lt. Chris Benedict addressed the council and reported that he had met with Council Member Megan Olsen the previous day to discuss the Magna Traffic and Safety Committee. He stated that the Unified Police Department had recommended two individuals, Michael Romero and David Alexander, to serve on the committee, noting that both individuals had a strong interest in the community and aligned with the department's goals. He expressed appreciation to Mayor Mick Sudbury for allowing the department to provide input and stated that they were eager to begin the committee's work.

Lt. Chris Benedict then presented call data for February, reporting a total of 1,357 calls for service. Of those, 459 were classified as long-form calls, averaging 62 calls per officer for the month. He also reported that 187 criminal citations had been issued and acknowledged that he had omitted that number during the previous council meeting. He informed the council that district maps and heat maps had been included in their packet, which illustrated call distribution and areas of higher call volume within each council district. He explained that future reporting would continue to focus on district-level trends to help council members better understand activity within their respective areas.

B. Magna 4th of July

Jennifer D'Haenens reported to the council that a budget request had been submitted for the upcoming event, totaling under \$50,000. She explained that the majority of the requested funds would be allocated toward fireworks and noted that the overall budget was lower than in previous years because vendors and related activities at the park would not be included. She also stated that there were several sponsorship opportunities in progress, which could help offset costs, although those commitments were not yet finalized. When asked, she inquired whether the council had received a copy of the budget request.

City Recorder Diana Baun responded that she did not recall seeing the request included in the council packet and asked Jennifer D'Haenens to provide a copy so it could be added to the official record as an attachment. A copy was provided to the mayor and council members, as well as the City Recorder for the minutes.

Mayor Mick Sudbury asked questions regarding the allocation for food for Unified Police Department and Unified Fire Authority volunteers. Jennifer D'Haenens explained that the plan included a combination of meals throughout the day, such as breakfast and other food

provided either onsite or at the city offices, depending on what was most convenient. She added that efforts were being made to secure food sponsorships to reduce those costs.

Mayor Mick Sudbury then inquired about the current status of sponsorship contributions. Jennifer D’Haenens stated that while no checks had yet been finalized, she had received an email offer that required follow-up, and several other potential sponsors were still in discussion stages. Mayor Mick Sudbury indicated that he would attempt to contact representatives at FedEx to seek additional sponsorship support and requested copies of the sponsorship letters to assist with outreach.

Council Member Terry George asked about the status of sponsor letter preparation, referencing prior involvement by the Municipal Services District. Jennifer D’Haenens clarified that earlier discussions with the district had been related to tax-related donation documentation, whereas the current effort involved general sponsorship letters outlining contribution tiers. She explained that these tiers included levels such as Premier, Bronze, and Silver, based on donation amounts.

Mayor Mick Sudbury asked about the deadline for receiving sponsorship funds, and Jennifer D’Haenens responded that contributions were preferred by the end of May. Kelly Bush then requested details on the sponsorship tiers in order to assist with creating a promotional flyer.

6. CONSENT AGENDA

A. Approve City Council Minutes

1. March 10, 2026 City Council Meeting

Council Member Jensen moved to approve the March 10, 2026 City Council Meeting Minutes as published. Council Member George seconded the motion; vote was 4-0, unanimous in favor with Council Member Olsen absent from the vote.

7. PRESENTATION ITEMS

A. MSD Updates

Matthew Starley introduced himself as a Long-Range Planner for Magna through the Municipal Services District and informed the council that Magna had been awarded a Transportation and Land Use Connection grant to develop the Magna SR-201 Corridor Research Park and Lifestyle Center Special Area Plan. He explained that the plan would evaluate underutilized land along the SR-201 corridor to identify opportunities for employment centers, commercial development, and workforce housing. He stated that the goal was to create a shared vision that could guide land use and transportation decisions, promote sustainable design, and support economic development beyond the limitations of current zoning. He noted that without such planning, the corridor would likely continue to develop primarily as warehouse-style industrial space, whereas the city hoped to encourage more diverse economic uses, including retail and manufacturing, to increase jobs and sales tax revenue. He added that the plan would

align with the transportation master plan and ultimately be presented to the Planning Commission and City Council for adoption. Matthew Starley stated that the grant totaled \$120,000 from the Wasatch Front Regional Council, with a required \$30,000 match from the city, and that a consultant would be hired to assist with the planning process.

Ian Hartman, Traffic Engineer for the Municipal Services District, and Chad Anderson, Assistant City Engineer, were introduced, with Mayor Mick Sudbury welcoming Chad Anderson to Magna. Chad Anderson then presented an update on the Transportation Master Plan, explaining that it was a comprehensive effort covering all Municipal Services District communities. He stated that the project was currently in the traffic modeling phase to identify future capacity needs, and that it also included pavement condition analysis and a streetlight master plan to determine where additional lighting would be necessary.

Ian Hartman and Chad Anderson provided updates on several transportation projects. They discussed ongoing work on 8400 West, including coordination with the Utah Department of Transportation to address traffic queuing issues at Main Street through signage and signal modifications. They also described a raised median extension project under discussion and noted that sidewalk construction on the east side of 8400 West was progressing, with much of the curb and some sidewalk already completed.

Chad Anderson reported on the 8000 West widening project, explaining that approximately four right-of-way acquisitions remained before construction could begin. He noted that these acquisitions posed the greatest uncertainty for project timelines, as negotiations could vary significantly in duration. Mayor Mick Sudbury asked about the possibility of beginning construction prior to completing acquisitions, and Chad Anderson explained that, due to the project being administered by the Utah Department of Transportation, that approach was not feasible.

Council Member Terry George asked about coordination between the 8000 West project and the 2700 South realignment project. Chad Anderson and Ian Hartman explained that although the projects were adjacent, they were required to be administered separately and could not be constructed as a single coordinated effort. Council Member Michael Jensen expressed concern about inefficiencies, including the possibility of installing infrastructure that might later be removed, and Chad Anderson acknowledged the concern but stated that federal funding requirements dictated the process.

Chad Anderson also reported on the 7200 West project, noting coordination with West Valley City and that design work was underway for both southern and northern segments, with construction anticipated in future years. Additional discussion addressed long-term regional plans, including potential future connections to Interstate 80, though no immediate plans were in place.

Updates were also provided on other infrastructure efforts, including frontage road paving along SR-201, Main Street improvements nearing substantial completion with remaining punch

list items, and several sidewalk projects, including one on 9100 West that was about to go out to bid. Chad Anderson indicated that a future council workshop would be scheduled to review Main Street conditions in detail. Mayor Mick Sudbury expressed dissatisfaction with aspects of the Main Street project, particularly the absence of bulb-outs, and indicated that further discussion would be necessary before final approval.

Ian Hartman reported on the installation of pedestrian crossing signals and lighting improvements, noting that new crosswalk signals with audible features were being installed in compliance with updated accessibility guidelines. He also outlined multiple streetlight projects, including expanded LED lighting along 3100 South and within residential areas lacking adequate lighting. Mayor Mick Sudbury emphasized a preference for transitioning all streetlights to LED and requested that burned-out lights be replaced with LED fixtures moving forward. Ian Hartman confirmed that LED replacements were standard practice and relatively simple to install.

Ian Hartman then presented options for a median design on 8400 West near Loveridge Drive, outlining three alternatives: a full raised median, a configuration allowing a northbound left turn into the neighborhood, or a narrower median extension. Council Member Steve Prokopis requested a traffic study to evaluate safety and feasibility, while Council Member Michael Jensen expressed concern about safety and suggested gathering input from the homeowners association in the Little Valley area. Mayor Mick Sudbury supported seeking community input before making a decision. Ian Hartman indicated that there was flexibility in the timeline for making this determination.

Mayor Mick Sudbury concluded by expressing appreciation for the detailed update and requested that similar updates be provided regularly. Council Member Steve Prokopis also expressed appreciation and requested that future updates include tentative project timelines to improve council awareness of progress and expected completion dates.

B. Draft City Budget Discussion FY2027

Dave Sanderson informed the council that the Municipal Services District had requested submission of a tentative budget by March 31 and that he would finalize and submit it in the required format. He began reviewing the administrative budget included in the council packet and asked if any changes were desired. He explained that several funds, including the cemetery fund and Communities That Care (CTC) fund, would remain consistent with prior years. He noted that the Community Reinvestment Agency (CRA) fund remained uncertain because distribution figures had not yet been released, and he recommended proceeding with estimates and making adjustments later once finalized numbers were available.

Dave Sanderson then discussed the Municipal Energy Tax (MET) fund, stating that it generated between \$740,000 and \$1 million annually and currently held approximately \$1.2 million. He explained that the funds were unrestricted and had largely been placed into reserves in prior years. He suggested allocating approximately \$25,000 for a feasibility study

and noted that the fund could also be used for additional services such as fire, police, animal control, or other city needs. Council Member Steve Prokopis stated that some of the funds should remain reserved for capital improvements, including building upgrades, and emphasized the importance of addressing funding limitations within the Salt Lake Valley Law Enforcement Service Area before committing additional city funds toward law enforcement.

Dave Sanderson then reviewed the administrative fund, which totaled approximately \$4 million for the tentative budget, reflecting an increase from the prior year due largely to planned capital projects such as a dog park, improvements to the Webster Center, and potential land or building acquisitions. He explained that city revenues totaled approximately \$13 million, primarily from sales tax and other sources, and that the Municipal Services District retained a portion of those funds to provide services such as planning, engineering, and administration, while returning a portion to the city for its administrative budget.

Council Member Terry George confirmed that the \$13 million represented city-generated revenue and that the remainder was used to pay for Municipal Services District services. Council Member Steve Prokopis questioned how reduced funding from the Municipal Services District would impact services and whether the city might need to bring some functions in-house. Mayor Mick Sudbury raised concerns about the lack of detailed cost breakdowns for services such as code enforcement and engineering, stating that the city had not been able to obtain clear figures to evaluate whether bringing services in-house would be more cost-effective. Dave Sanderson explained that such analysis would require a formal feasibility study and noted that other cities had transitioned services gradually by contracting and then internalizing select functions.

Dave Sanderson further explained that unspent administrative funds remained within the city's accounts and could be transferred to capital project funds, while the Municipal Services District maintained its own general fund balance separately. Kelly Bush clarified that any unspent administrative funds or restricted funds remained dedicated to Magna and did not revert back to the Municipal Services District.

Council Member Michael Jensen requested clarification on revenue sources and expressed a need to justify significant budget increases, particularly in larger categories such as personnel, legal services, and capital expenditures. He also asked about software and streaming costs and whether changes were related to platform transitions. Dave Sanderson noted that the Municipal Services District would likely scrutinize the budget closely, as they had in prior years.

Council Member Steve Prokopis inquired about specific capital allocations, including approximately \$708,000 for projects such as a dog park and potential property acquisitions, and suggested that some one-time expenditures might be funded through alternative sources rather than the administrative budget. Dave Sanderson acknowledged that the council could request such adjustments if desired.

Mayor Mick Sudbury asked if there were additional questions, and Council Member Terry George stated support for the proposed budget as presented. Dave Sanderson concluded the discussion after confirming there were no further comments.

8. COUNCIL BUSINESS

A. Discussion and Potential Action Regarding Resolution R2026-20, Adopting Rules of Order and Procedure for City Council Meetings

Claire Gillmor explained that both of the items she was presenting had already been reviewed by the council and would be addressed briefly. She introduced the proposed rules of order and procedure for the City Council, stating that their purpose was to provide a clear, written framework for how meetings should be conducted. She noted that having established rules would allow the council to reference a consistent standard in situations where there was confusion about procedures or how to proceed during meetings. She emphasized that the proposed rules were designed to be more accessible and easier to understand than Robert's Rules of Order, while still offering comprehensive guidance on topics such as motion procedures. She also highlighted the inclusion of a code of conduct and outlined processes for addressing violations, explaining that such provisions could be especially helpful in maintaining order during more tense or contentious meetings. She further stated that the document covered agenda structure, appropriate use of closed sessions, and general procedural expectations, and that it would serve as a reliable reference in cases where procedural concerns or disputes arose during council meetings.

Council Member Jensen moved to approve Resolution R2026-20, Adopting Rules of Order and Procedure for City Council Meetings. Council Member George seconded the motion; vote was 4-0, unanimous in favor with Council Member Olsen absent from the vote.

B. Discussion and Potential Action Regarding Ordinance 2026-O-04, Adopting a Surplus Property Policy

Claire Gillmor explained that the item had originally been intended for discussion during the council retreat but was brought forward due to time constraints. She stated that she had been asked to provide a recommendation regarding the threshold at which the city must follow a formal process to dispose of surplus property versus when the city manager could authorize disposal independently. After reviewing Magna's procurement code, she recommended setting the threshold at \$10,000, noting that this amount aligned with existing purchasing policies, where expenditures under \$10,000 do not require a formal bid process or council approval. She indicated that maintaining consistency between purchasing and disposal thresholds would provide clarity and cohesion in city procedures.

Council Member Michael Jensen asked whether safeguards existed to prevent misuse, such as disposing of valuable property for an unreasonably low amount. Claire Gillmor responded that documentation would still be required to demonstrate compliance with the policy and

ensure accountability. She clarified that the proposed change would be formalized through an ordinance, replacing the city's outdated ordinance on the matter. Council Member Michael Jensen confirmed that proper justification and paperwork would still be necessary, and Claire Gillmor affirmed that requirement. Council Member Steve Prokopolis asked whether the term "surplus" referred strictly to items being sold or if it also included items being discarded. Claire Gillmor clarified that surplus personal property included any non-real property, such as vehicles, that was no longer needed or had no value or use to the city, whether it was sold or otherwise disposed of.

Council Member Jensen moved to approve Ordinance 2026-O-04, Adopting a Surplus Property Policy. Council Member George seconded the motion; vote was 4-0, unanimous in favor with Council Member Olsen absent from the vote.

C. Discussion and Potential Action Regarding the Request of Authority to Exercise Power of Eminent Domain to Condemn Property Located at 2825 S 8000 W

Chad Anderson presented a request for council authorization to exercise the power of eminent domain for the 8000 West improvement project. He explained that out of 38 required properties, 26 had already been acquired and one additional property was pending signature. The remaining parcel under consideration, located at 2025 South 8000 West, was still in the name of Charlotte Almanza, who had passed away in 2025. He stated that no probate case had been filed and no legal heir had been formally identified, despite indications from family members that probate proceedings might be initiated. As a result, there was no authorized individual with whom the city could negotiate.

Chad Anderson explained that design alternatives had been evaluated but that federal requirements for road widening, turn lanes, and ADA compliance could not be met without acquiring the necessary property. He stated that, in order to keep the project on schedule, the city attorney had advised pursuing a quiet title action and depositing just compensation with the court to obtain a right of occupancy while ownership issues were resolved. He noted that this process required the use of eminent domain. The acquisition involved approximately 194 square feet of property and a temporary construction easement of 295 square feet, with a total appraised value of \$9,700.

Council Member Michael Jensen stated that this situation was unusual compared to typical eminent domain cases, as it involved a property in probate with no clear party to negotiate with. He asked about the appraisal process and compensation amount. Council Member Steve Prokopolis also inquired about the size of the property being acquired.

Mayor Mick Sudbury provided additional context, explaining that the deceased property owner's son had been living in the home but was currently hospitalized and without income. He stated that the property had unpaid obligations and that other family members had recently occupied the home without legal ownership. He suggested that the property might ultimately revert through financial or legal processes due to the unresolved ownership situation.

Council Member Michael Jensen asked about the project timeline and acknowledged that delays in resolving probate could significantly impact progress. Council Member Terry George asked for legal guidance on the best course of action. Council Member Steve Prokopolis stated that the property was necessary for the project, that the amount being acquired was minimal, and that compensation was based on fair market value, expressing support for proceeding in good faith. Council Member Michael Jensen expressed general reluctance toward using eminent domain but stated that, given the lack of a legal party to negotiate with and the risk of delaying the entire project, he did not see an alternative approach.

Council Member Jensen moved to support and authorize staff's request to exercise power of eminent domain regarding the property noted above. Council Member Prokopolis seconded the motion; vote was 4-0, unanimous in favor with Council Member Olsen absent from the vote.

**D. Discussion and Potential Action Regarding Unified Police Department (UPD)
Request Funding for an Additional Police Sergeant**

Chief Del Craig presented a proposal to hire an additional sergeant for the precinct to lead a Neighborhood Preservation Unit focused on improving and maintaining quality of life within Magna neighborhoods. He explained that the first-year cost for the position would be \$249,550, which included approximately \$50,000 in one-time capitalization costs for a vehicle and equipment, with an ongoing annual cost of approximately \$199,550 thereafter.

Chief Del Craig described the purpose of the unit as addressing issues that negatively impact neighborhoods but are not always suited for traditional criminal enforcement. These included problem rental properties, nuisance and blighted homes, homeless encampments, parking violations, noise complaints, and other ordinance-related concerns. He explained that the unit would focus on long-term solutions, including coordination with landlords, code enforcement, health and fire departments, and other agencies, as well as community engagement and proactive problem-solving. He noted that similar efforts had previously existed but were reduced due to staffing constraints following organizational changes.

Chief Del Craig further explained that the proposal would restructure the existing investigations unit by dividing it into two groups: a traditional investigations unit and a Neighborhood Preservation Unit. The new unit would include not only the sergeant but also existing personnel, allowing for a broader and more coordinated approach to addressing ongoing community issues.

Council Member Michael Jensen expressed support for the proposal, particularly in addressing issues related to absentee landlords and problem rental properties, and suggested coordination with planning and traffic and safety committees to explore ordinance improvements. Mayor Mick Sudbury also expressed strong support, referencing prior experience with similar programs and stating that they had been effective. Council Member Terry George likewise indicated support for the initiative.

Discussion then focused on funding challenges. Chief Del Craig explained that the Salt Lake Valley Law Enforcement Service Area (SLVLESA) was currently at its funding cap, meaning the position could not be funded through that source at this time. He requested that the city consider funding the position directly, at least initially, with the possibility of revisiting funding through SLVLESA in the future.

Council Member Steve Prokopis expressed support for the program but raised concerns about using city funds for law enforcement services that are typically funded through SLVLESA, cautioning that doing so could create a long-term financial obligation and reduce pressure to resolve the broader funding limitations within SLVLESA. Council Member Michael Jensen agreed that funding the position locally could result in a permanent commitment but acknowledged the need for the service. Both council members discussed the possibility of using Municipal Energy Tax funds as a potential funding source while recognizing the importance of long-term financial planning.

Mayor Mick Sudbury suggested implementing the program on a trial basis to evaluate its effectiveness while continuing to monitor funding options. Council Member Steve Prokopis and others discussed alternative approaches, including temporarily funding the position for a defined period, similar to actions taken by other jurisdictions, with the intent of transitioning funding to SLVLESA if feasible in the future.

Council Member Audrey Pierce expressed concern about committing long-term funds without first fully understanding the financial implications and stated that funding decisions should take precedence over selecting a specific candidate. Chief Del Craig indicated that while timing was a concern due to recruitment considerations, he was comfortable allowing the council additional time to determine a funding approach if a general direction was established.

Council Member Michael Jensen proposed delaying the decision to allow time for further evaluation of funding options and ongoing discussions within SLVLESA. Council Member Steve Prokopis agreed to gather additional information from upcoming meetings and report back. The council reached consensus to table the decision and revisit the proposal at the next council meeting in approximately two weeks, with the expectation of making a determination at that time. Chief Del Craig acknowledged and accepted this timeline.

Council Member George moved to table the decision regarding funding for an additional UPD Police Sergeant to the next council meeting on April 14, 2026. Council Member Jensen seconded the motion; vote was 4-0, unanimous in favor with Council Member Olsen absent from the vote.

E. Discussion and Potential Action Regarding Resolution R2026-21, Adopting Rules of Order and Procedure for Parades

Claire Gillmor expressed appreciation to the parade chair for preparing the initial draft of the officials' rules and participation guidelines, stating that the document was well done. She

explained that she had made minor revisions to the application, primarily to address liability considerations and improve clarity. She concluded by recommending the guidelines for approval by the council.

Council Member Jensen moved to approve Resolution R2026-21, Adopting Rules of Order and Procedure for Parades. Council Member George seconded the motion; vote was 4-0, unanimous in favor with Council Member Olsen absent from the vote.

- F. Discussion and Potential Action Regarding **Resolution R2026-15A**, An Updated Resolution Appointing Jeff White to the Planning Commission

Council Member Jensen moved to approve Resolution R2026-15A, An Updated Resolution Appointing Jeff White to the Planning Commission. Council Member George seconded the motion; vote was 3-0, unanimous in favor with Council Member Pierce voting to abstain and Council Member Olsen absent from the vote.

- G. Discussion and Potential Action Regarding **Resolution R2026-16A**, An Updated Resolution Appointing Jeff Larson to the Planning Commission

Council Member Jensen moved to approve Resolution R2026-16A, An Updated Resolution Appointing Jeff Larson to the Planning Commission. Council Member George seconded the motion; vote was 3-0, unanimous in favor with Council Member Pierce voting to abstain and Council Member Olsen absent from the vote.

- H. Discussion and Potential Action Regarding **Resolution R2026-17A**, An Updated Resolution Appointing Ted Shaw to the Planning Commission

Council Member Jensen moved to approve Resolution R2026-17A, An Updated Resolution Appointing Ted Shaw to the Planning Commission. Council Member George seconded the motion; vote was 3-0, unanimous in favor with Council Member Pierce voting to abstain and Council Member Olsen absent from the vote.

- I. Discussion and Potential Action Regarding **Resolution R2026-18A**, An Updated Resolution Appointing Alternate Members to the Planning Commission

Council Member Jensen moved to approve Resolution R2026-18A, An Updated Resolution Appointing Alternate Members to the Planning Commission. Council Member George seconded the motion; vote was 3-0, unanimous in favor with Council Member Pierce voting to abstain and Council Member Olsen absent from the vote.

9. MANAGER/CITY ATTORNEY UPDATES

Assistant City Manager Kelly Bush provided an update on recent administrative and project-related efforts, stating that the past few weeks had been very busy, particularly with multiple

engineering projects moving forward. She explained that she was actively coordinating with both engineering staff and the Utah Department of Transportation to advance these projects while also working to identify funding sources needed to cover matching requirements and ensure project progression.

Kelly Bush also reported on commemorative street name designations, noting that “Pirate Way” and “Bulldog Way” had been approved by Salt Lake County. She explained that during this process, it was discovered that Magna’s ordinance did not align with the county’s requirements, resulting in a more complicated approval process. She stated that legal counsel was currently revising the ordinance to bring it into alignment, and that an updated version would be presented at a future council meeting. She further reported that she had been working closely with legal counsel to review and update outdated city ordinances and to develop necessary policies for general city operations. She indicated that these updates would be brought before the council incrementally over the coming months.

Kelly Bush also informed the council that she had an upcoming meeting with the Economic Development Corporation to discuss the possibility of engaging them to support Magna’s economic development efforts. She explained that the organization could assist with business recruitment, retention, marketing, and strategic planning, and emphasized that this type of proactive recruitment was currently lacking in Magna. She stated that, if the council was agreeable, she would invite representatives to present at a future meeting.

Council Member Michael Jensen asked how this effort would coordinate with the Municipal Services District’s existing economic development role. Kelly Bush responded that while collaboration could occur, the Economic Development Corporation would take a lead role, particularly in recruitment efforts, which she identified as a critical need for the city’s growth and expansion of its commercial tax base.

Mayor Mick Sudbury expressed appreciation for Kelly Bush’s work, stating that he had been working closely with her and was impressed with her responsiveness and effectiveness in addressing city matters.

No City Attorney updates at this time.

10. COUNCIL REPORTS

Council Member Steve Prokopis reported on both Unified Police Department and Unified Fire Authority activities, noting that both organizations were currently in budget season. He explained that discussions were underway regarding employee compensation, benefits, salary surveys, and potential cost-of-living adjustments. He stated that both entities were working toward adopting tentative budgets by May and that additional updates would be provided following upcoming meetings.

Mayor Mick Sudbury reported on his recent attendance at a Wasatch Front Waste and

Recycling District meeting, noting that it would be his final meeting in that role and that Council Member Terry George would be appointed to replace him. He stated that upcoming bulk waste disposal services were scheduled between late May and early June, and that a representative would attend a future council meeting to provide a full presentation. He also noted that adjustments had been made to the dumpster reservation process, allowing for scheduled timeframes rather than requiring residents to log in at midnight.

Council Member Terry George added that the program would include both residential driveway dumpsters and a centralized drop-off location, likely at Pleasant Green Park, where residents could bring waste directly. Mayor Mick Sudbury and Council Member Terry George discussed concerns related to liability when dumpsters were placed on private property, as well as operational challenges such as increased waste volume and cleanup demands when dumpsters were previously placed on streets.

Council Member Terry George then provided an update on animal control, stating that the next meeting would be held virtually on April 30 due to building renovations and that there were no additional updates at that time.

Council Member Michael Jensen reported that the Municipal Services District board meeting was scheduled for the following day and noted that the previous meeting had been conducted remotely, primarily covering quarterly financial reports. He invited council members to share any issues they wished him to raise.

Council Member Audrey Pierce stated that she had no updates, as no board meetings had occurred in the prior two weeks.

Council Member Jensen moved to recess the City Council Meeting at about 7:50 p.m. and move into Closed Session to discuss the topics highlighted below. Council Member George seconded the motion; vote was 4-0, unanimous in favor with Council Member Olsen absent from the vote.

11. CLOSED SESSIONS IF NEEDED AS ALLOWED PURSUANT TO UTAH CODE §52-4-205

- A. Discussion of the character, professional competence or physical or mental health of an individual.**
- B. Strategy sessions to discuss pending or reasonably imminent litigation.**
- C. Strategy sessions to discuss the purchase, exchange, or lease of real property.**
- D. Discussion regarding deployment of security personnel, devices, or systems; and**
- E. Other lawful purposes as listed in Utah Code §52-4-205**

12. ADJOURN

The March 24, 2026 Magna City Council Meeting adjourned immediately following the adjournment of the Closed Session above.

This is a true and correct copy of the March 24, 2026 City Council Meeting Minutes, which were approved on April 14, 2026.

Attest:

Diana Baun, Magna City Recorder

Mick Sudbury, Magna City Mayor

Greater Salt Lake Municipal Services District

Standard Financial Report

60 Magna City - 07/01/2025 to 02/28/2026

66.67% of the fiscal year has expired

	<u>2025</u> Year-End Actual	<u>2026</u> YTD Actual
Net Position		
Assets:		
Current Assets		
Cash and cash equivalents		
10200 Cash - PTIF	2,642,288.13	4,004,120.28
10750 Undeposited Receipts	0.82	881.58
Total Cash and cash equivalents	<u>2,642,288.95</u>	<u>4,005,001.86</u>
Receivables		
12500 Due From Other Gov.	1,744,695.77	1,399,444.82
12550 Due from Other Funds	27,590.10	0.00
Total Receivables	<u>1,772,285.87</u>	<u>1,399,444.82</u>
Total Current Assets	<u>4,414,574.82</u>	<u>5,404,446.68</u>
Non-Current Assets		
Restricted assets		
10102 Cash - Zions Bond Escrow	953,156.80	914,594.15
10104 Cash - Zions PFI Checking 0106	0.00	76,450.85
Total Restricted assets	<u>953,156.80</u>	<u>991,045.00</u>
Total Non-Current Assets	<u>953,156.80</u>	<u>991,045.00</u>
Total Assets:	<u>5,367,731.62</u>	<u>6,395,491.68</u>
Liabilities and Fund Equity:		
Liabilities:		
Current liabilities		
21000 Accounts Payable	13,310.58	55,779.74
23450 Performance Bonds Payable	953,056.80	990,945.00
24000 Due to Other Funds	1,772,368.28	0.00
Total Current liabilities	<u>2,738,735.66</u>	<u>1,046,724.74</u>
Payroll liabilities		
22020 Accrued URS Liabilities	0.00	(1.37)
22075 Accrued HSA Liabilities	0.00	(750.00)
Total Payroll liabilities	<u>0.00</u>	<u>(751.37)</u>
Total Liabilities:	<u>2,738,735.66</u>	<u>1,045,973.37</u>
Equity - Fund Balance		
29000 Unassigned Net Position (Fund Bal)	1,778,495.96	2,478,022.26
29010 Assigned Capital Fund	68,000.00	1,976,496.05
29561 Restricted Corridor Preservation Fund	782,500.00	895,000.00
Total Equity - Fund Balance	<u>2,628,995.96</u>	<u>5,349,518.31</u>
Total Liabilities and Fund Equity:	<u>5,367,731.62</u>	<u>6,395,491.68</u>
Total Net Position	<u>0.00</u>	<u>0.00</u>

Greater Salt Lake Municipal Services District

Standard Financial Report

60 Magna City - 07/01/2025 to 02/28/2026

66.67% of the fiscal year has expired

	2025 Year-End Actual	2026 YTD Actual	2026 Budget	Unearned/ Unused Budget	% Earned/ Used
Change In Net Position					
Revenue:					
Taxes					
Sales Taxes					
3100.300 Sales Tax	6,484,290.71	4,710,669.98	6,050,000.00	1,339,330.02	77.86%
Total Sales Taxes	<u>6,484,290.71</u>	<u>4,710,669.98</u>	<u>6,050,000.00</u>	<u>1,339,330.02</u>	<u>77.86%</u>
SB 136 Sales Tax					
3100.350 SB 136 Sales Tax	565,053.79	406,921.89	525,000.00	118,078.11	77.51%
Total SB 136 Sales Tax	<u>565,053.79</u>	<u>406,921.89</u>	<u>525,000.00</u>	<u>118,078.11</u>	<u>77.51%</u>
Total Taxes	<u>7,049,344.50</u>	<u>5,117,591.87</u>	<u>6,575,000.00</u>	<u>1,457,408.13</u>	<u>77.83%</u>
Intergovernmental revenue					
Road Funds					
3100.560 B&C Road Fund Allotment	1,486,132.31	1,029,464.45	1,250,000.00	220,535.55	82.36%
3100.561 HB244 Corridor Preservation Funds	557,500.00	112,500.00	0.00	(112,500.00)	0.00%
3100.562 County Public Transit Tax	6,339.02	228,897.65	0.00	(228,897.65)	0.00%
Total Road Funds	<u>2,049,971.33</u>	<u>1,370,862.10</u>	<u>1,250,000.00</u>	<u>(120,862.10)</u>	<u>109.67%</u>
CARES Act					
3100.322 ARPA Funding	0.00	0.00	1,823,902.00	1,823,902.00	0.00%
Total CARES Act	<u>0.00</u>	<u>0.00</u>	<u>1,823,902.00</u>	<u>1,823,902.00</u>	<u>0.00%</u>
Total Intergovernmental revenue	<u>2,049,971.33</u>	<u>1,370,862.10</u>	<u>3,073,902.00</u>	<u>1,703,039.90</u>	<u>44.60%</u>
Licenses and permits					
Business licenses					
3100.130 Business Licenses	73,003.84	41,496.70	50,000.00	8,503.30	82.99%
Total Business licenses	<u>73,003.84</u>	<u>41,496.70</u>	<u>50,000.00</u>	<u>8,503.30</u>	<u>82.99%</u>
Building permits					
3100.260 Building Permit	880,487.64	399,222.42	1,525,000.00	1,125,777.58	26.18%
Total Building permits	<u>880,487.64</u>	<u>399,222.42</u>	<u>1,525,000.00</u>	<u>1,125,777.58</u>	<u>26.18%</u>
Other license and permits					
3100.250 Dog Licenses	0.00	0.00	500.00	500.00	0.00%
3100.261 Other Permits	0.00	160.00	20,000.00	19,840.00	0.80%
3100.262 Plumbing, Electric Permits	0.00	70.70	500.00	429.30	14.14%
3100.263 Sewer and Water Permits	0.00	0.00	5,000.00	5,000.00	0.00%
3100.264 Zoning-Land Use Permit	200.00	500.00	7,500.00	7,000.00	6.67%
3100.2652 SWPPP Fee	0.00	100.00	0.00	(100.00)	0.00%
3100.2653 Floodplain Development Permit Fee	0.00	150.00	0.00	(150.00)	0.00%
Total Other license and permits	<u>200.00</u>	<u>980.70</u>	<u>33,500.00</u>	<u>32,519.30</u>	<u>2.93%</u>
Total Licenses and permits	<u>953,691.48</u>	<u>441,699.82</u>	<u>1,608,500.00</u>	<u>1,166,800.18</u>	<u>27.46%</u>
Charges for services					
Charges other					
3100.420 Engineering Services	59,901.75	35,927.00	50,000.00	14,073.00	71.85%
3100.450 Planning Services	175,331.86	25,845.51	500,000.00	474,154.49	5.17%
Total Charges other	<u>235,233.61</u>	<u>61,772.51</u>	<u>550,000.00</u>	<u>488,227.49</u>	<u>11.23%</u>
Total Charges for services	<u>235,233.61</u>	<u>61,772.51</u>	<u>550,000.00</u>	<u>488,227.49</u>	<u>11.23%</u>
Fines and forfeitures					
Code enforcement fines and fees					
3100.240 Code Enforcement Fines and Fees	6,362.75	0.00	5,000.00	5,000.00	0.00%
Total Code enforcement fines and fees	<u>6,362.75</u>	<u>0.00</u>	<u>5,000.00</u>	<u>5,000.00</u>	<u>0.00%</u>
Justice court fines/forfeitures					
3100.500 Justice Court Fines/Forfeitures	212,070.01	59,777.73	55,000.00	(4,777.73)	108.69%
Total Justice court fines/forfeitures	<u>212,070.01</u>	<u>59,777.73</u>	<u>55,000.00</u>	<u>(4,777.73)</u>	<u>108.69%</u>
Total Fines and forfeitures	<u>218,432.76</u>	<u>59,777.73</u>	<u>60,000.00</u>	<u>222.27</u>	<u>99.63%</u>
Miscellaneous revenue					
Interest					
3600.100 Interest Earnings	63,828.67	84,836.81	85,000.00	163.19	99.81%
Total Interest	<u>63,828.67</u>	<u>84,836.81</u>	<u>85,000.00</u>	<u>163.19</u>	<u>99.81%</u>
Miscellaneous other					
3100.875 Event Revenue	0.00	175.00	0.00	(175.00)	0.00%
3600.900 Other Revenue	6.47	0.00	10,000.00	10,000.00	0.00%

Greater Salt Lake Municipal Services District

Standard Financial Report

60 Magna City - 07/01/2025 to 02/28/2026

66.67% of the fiscal year has expired

	2025 Year-End Actual	2026 YTD Actual	2026 Budget	Unearned/ Unused Budget	% Earned/ Used
3600.901 Magna 4th of July Event	0.00	0.00	1,000.00	1,000.00	0.00%
3600.902 Other Revenue - Declaration of Candidate	500.00	200.00	0.00	(200.00)	0.00%
3600.910 Other Revenue - Parking Violations	0.00	8,337.50	0.00	(8,337.50)	0.00%
Total Miscellaneous other	506.47	8,712.50	11,000.00	2,287.50	79.20%
Total Miscellaneous revenue	64,335.14	93,549.31	96,000.00	2,450.69	97.45%
Contributions and transfers					
3100.001 Operating transfers in	293,000.00	0.00	0.00	0.00	0.00%
3800.100 Contribution from GF	1,060,009.00	1,281,873.00	1,281,873.00	0.00	100.00%
Total Contributions and transfers	1,353,009.00	1,281,873.00	1,281,873.00	0.00	100.00%
Total Revenue:	11,924,017.82	8,427,126.34	13,245,275.00	4,818,148.66	63.62%
Expenditures:					
Administration					
4100.100 Wages	276,827.48	149,256.74	443,800.00	294,543.26	33.63%
4100.130 Employee Benefits	481.49	275.96	140,780.00	140,504.04	0.20%
4100.150 Social Security Tax	16,150.91	8,027.15	0.00	(8,027.15)	0.00%
4100.160 Medicare	3,959.31	2,126.97	0.00	(2,126.97)	0.00%
4100.175 LTD	720.93	268.60	0.00	(268.60)	0.00%
4100.180 Medical Insurance	25,528.38	12,123.85	0.00	(12,123.85)	0.00%
4100.181 Retirement Contribution	31,881.95	47,801.23	0.00	(47,801.23)	0.00%
4100.190 FUTA	0.00	214.78	0.00	(214.78)	0.00%
4100.200 Awards, Promotional & Meals	1,078.75	1,776.72	2,000.00	223.28	88.84%
4100.210 Subscriptions/Memberships	4,355.00	17,962.70	27,830.00	9,867.30	64.54%
4100.220 Printing/Publications/Advertising	559.93	5,487.55	4,000.00	(1,487.55)	137.19%
4100.230 Travel/Mileage	1,627.54	185.07	2,500.00	2,314.93	7.40%
4100.240 Office Expense and Supplies	772.24	606.88	14,750.00	14,143.12	4.11%
4100.255 Computer Equip/Software	4,600.00	6,642.78	7,500.00	857.22	88.57%
4100.280 Cell phone and Telephone	3,912.09	3,727.14	0.00	(3,727.14)	0.00%
4100.310 Attorney-Civil	54,407.50	31,272.50	90,000.00	58,727.50	34.75%
4100.312 Lobbyist Services	32,000.00	48,000.00	0.00	(48,000.00)	0.00%
4100.320 Attorney-Land Use	0.00	0.00	35,000.00	35,000.00	0.00%
4100.330 Training and Seminars	1,271.32	1,030.00	5,000.00	3,970.00	20.60%
4100.360 Web Page Development/Maintenance	11,153.95	1,323.00	9,745.00	8,422.00	13.58%
4100.370 Software/Streaming	25,650.97	7,163.77	17,500.00	10,336.23	40.94%
4100.390 Payroll Processing Fees	504.00	731.40	1,100.00	368.60	66.49%
4100.410 Communications	329.04	0.00	10,000.00	10,000.00	0.00%
4100.420 Contributions/Special Events	35,700.00	21,400.00	120,700.00	99,300.00	17.73%
4100.421 Magna 4th of July Celebration	35,597.30	62,382.88	75,000.00	12,617.12	83.18%
4100.470 Credit card and Bank Expenses	312.34	0.00	0.00	0.00	0.00%
4100.510 Insurance	21,104.48	26,963.45	26,000.00	(963.45)	103.71%
4100.520 Workers Comp Insurance	130.01	3,954.22	3,750.00	(204.22)	105.45%
4100.590 Postage	11,347.28	5,726.25	10,000.00	4,273.75	57.26%
4100.600 Professional and Technical	19,058.38	22,984.76	112,000.00	89,015.24	20.52%
4100.635 Election Support Services	0.00	49,112.63	82,918.00	33,805.37	59.23%
4100.640 Grant Related	4,500.00	21,500.00	0.00	(21,500.00)	0.00%
4100.860 Code Enforcement Abatements	8,815.84	595.23	0.00	(595.23)	0.00%
4100.870 Webster Center	9,375.72	21,800.49	0.00	(21,800.49)	0.00%
4100.871 Utilities	3,370.89	0.00	40,000.00	40,000.00	0.00%
4100.880 Non-Classified Expenses	5,621.00	(78.00)	0.00	78.00	0.00%
Total Administration	652,706.02	582,346.70	1,281,873.00	699,526.30	45.43%
COVID Related Expenses					
4100.243 ARPA Act Expense and Supplies	0.00	0.00	1,823,902.00	1,823,902.00	0.00%
Total COVID Related Expenses	0.00	0.00	1,823,902.00	1,823,902.00	0.00%
Transfers					
4100.928 Contribution to General Fund	10,009,293.89	6,652,499.34	9,759,246.00	3,106,746.66	68.17%
4100.930 Contribution to Capital Fund	0.00	380,254.00	380,254.00	0.00	100.00%
4100.932 Contribution to Restricted Capital Fund	0.00	112,500.00	0.00	(112,500.00)	0.00%
48450.001 Operational Transfers out	4,297.34	0.00	0.00	0.00	0.00%
Total Transfers	10,013,591.23	7,145,253.34	10,139,500.00	2,994,246.66	70.47%
Total Expenditures:	10,666,297.25	7,727,600.04	13,245,275.00	5,517,674.96	58.34%
Total Change In Net Position	1,257,720.57	699,526.30	0.00	(699,526.30)	0.00%

Greater Salt Lake Municipal Services District
Standard Financial Report
61 Pleasant Green Cemetery Fund - 07/01/2025 to 02/28/2026
66.67% of the fiscal year has expired

	<u>2025</u> <u>Year-End</u> <u>Actual</u>	<u>2026</u> <u>YTD</u> <u>Actual</u>
Net Position		
Assets:		
Current Assets		
Cash and cash equivalents		
10100 Cash - Zions Checking	115,142.52	525.40
10200 Cash - PTIF	0.00	95,252.42
10750 Undeposited Receipts	0.02	0.02
Total Cash and cash equivalents	<u>115,142.54</u>	<u>95,777.84</u>
Total Current Assets	<u>115,142.54</u>	<u>95,777.84</u>
Total Assets:	<u>115,142.54</u>	<u>95,777.84</u>
Liabilities and Fund Equity:		
Liabilities:		
Current liabilities		
21000 Accounts Payable	9,242.00	5,742.00
Total Current liabilities	<u>9,242.00</u>	<u>5,742.00</u>
Total Liabilities:	<u>9,242.00</u>	<u>5,742.00</u>
Equity - Fund Balance		
29000 Unassigned Net Position (Fund Bal)	105,900.54	90,035.84
Total Equity - Fund Balance	<u>105,900.54</u>	<u>90,035.84</u>
Total Liabilities and Fund Equity:	<u>115,142.54</u>	<u>95,777.84</u>
Total Net Position	<u>0.00</u>	<u>0.00</u>

Greater Salt Lake Municipal Services District
Standard Financial Report
61 Pleasant Green Cemetery Fund - 07/01/2025 to 02/28/2026
66.67% of the fiscal year has expired

	2025 Year-End Actual	2026 YTD Actual	2026 Budget	Unearned/ Unused Budget	% Earned/ Used
Change In Net Position					
Revenue:					
Charges for services					
Charges other					
3600.200 Sale of Lots	37,288.70	16,446.24	25,000.00	8,553.76	65.78%
3600.300 Grave Opening Revenues	11,379.40	5,800.00	10,000.00	4,200.00	58.00%
Total Charges other	48,668.10	22,246.24	35,000.00	12,753.76	63.56%
Total Charges for services	48,668.10	22,246.24	35,000.00	12,753.76	63.56%
Miscellaneous revenue					
Interest					
3600.100 Interest	0.00	1,639.20	0.00	(1,639.20)	0.00%
Total Interest	0.00	1,639.20	0.00	(1,639.20)	0.00%
Miscellaneous other					
3600.400 Other Cemetery Revenues	5,943.15	10,745.86	5,000.00	(5,745.86)	214.92%
3600.900 Other Revenues	3,521.65	0.00	0.00	0.00	0.00%
Total Miscellaneous other	9,464.80	10,745.86	5,000.00	(5,745.86)	214.92%
Total Miscellaneous revenue	9,464.80	12,385.06	5,000.00	(7,385.06)	247.70%
Contributions and transfers					
3800.100 Transfer in	0.00	0.00	40,000.00	40,000.00	0.00%
Total Contributions and transfers	0.00	0.00	40,000.00	40,000.00	0.00%
Total Revenue:	58,132.90	34,631.30	80,000.00	45,368.70	43.29%
Expenditures:					
Administration					
4100.100 Grave Opening Expenses	11,275.00	9,150.00	1,000.00	(8,150.00)	915.00%
4100.155 Cremation Expenses	5,900.00	3,450.00	1,500.00	(1,950.00)	230.00%
4100.240 Office Expense and Supplies	548.54	0.00	0.00	0.00	0.00%
4100.255 Computer Equip/Software	139.40	0.00	2,500.00	2,500.00	0.00%
4100.600 Professional and Technical	58,469.00	37,896.00	75,000.00	37,104.00	50.53%
4100.910 Property Tax	7,535.82	0.00	0.00	0.00	0.00%
Total Administration	83,867.76	50,496.00	80,000.00	29,504.00	63.12%
Total Expenditures:	83,867.76	50,496.00	80,000.00	29,504.00	63.12%
Total Change In Net Position	(25,734.86)	(15,864.70)	0.00	15,864.70	0.00%

Greater Salt Lake Municipal Services District
Standard Financial Report
62 Magna Communities that Care - 07/01/2025 to 02/28/2026
66.67% of the fiscal year has expired

	<u>2025</u> <u>Year-End</u> <u>Actual</u>	<u>2026</u> <u>YTD</u> <u>Actual</u>
Net Position		
Assets:		
Current Assets		
Cash and cash equivalents		
10100 Cash - Zions Checking	165,062.19	146,023.64
Total Cash and cash equivalents	<u>165,062.19</u>	<u>146,023.64</u>
Receivables		
12500 Due From Other Gov.	119,798.79	4,259.02
Total Receivables	<u>119,798.79</u>	<u>4,259.02</u>
Total Current Assets	<u>284,860.98</u>	<u>150,282.66</u>
Total Assets:	<u>284,860.98</u>	<u>150,282.66</u>
Liabilities and Fund Equity:		
Liabilities:		
Current liabilities		
21000 Accounts Payable	181,705.50	32,329.30
Total Current liabilities	<u>181,705.50</u>	<u>32,329.30</u>
Payroll liabilities		
22020 Accrued URS Liabilities	0.00	1.37
22075 Accrued HSA Liabilities	0.00	(446.50)
Total Payroll liabilities	<u>0.00</u>	<u>(445.13)</u>
Total Liabilities:	<u>181,705.50</u>	<u>31,884.17</u>
Equity - Fund Balance		
29000 Unassigned Net Position (Fund Bal)	103,155.48	118,398.49
Total Equity - Fund Balance	<u>103,155.48</u>	<u>118,398.49</u>
Total Liabilities and Fund Equity:	<u>284,860.98</u>	<u>150,282.66</u>
Total Net Position	<u>0.00</u>	<u>0.00</u>

Greater Salt Lake Municipal Services District
Standard Financial Report
62 Magna Communities that Care - 07/01/2025 to 02/28/2026
66.67% of the fiscal year has expired

	2025 Year-End Actual	2026 YTD Actual	2026 Budget	Unearned/ Unused Budget	% Earned/ Used
Change In Net Position					
Revenue:					
Intergovernmental revenue					
Intergovernmental Other					
3100.320 Grants - Substance Use Disorder Grant	118,333.35	41,666.65	125,000.00	83,333.35	33.33%
3100.321 Grants - Safety & Success	404,803.86	173,603.59	500,000.00	326,396.41	34.72%
3100.322 Grants - Youth Court	361.92	23.97	0.00	(23.97)	0.00%
3100.323 Grants - Youth Advocacy Grant Initiative P	41,500.00	0.00	0.00	0.00	0.00%
Total Intergovernmental Other	564,999.13	215,294.21	625,000.00	409,705.79	34.45%
State liquor fund					
3100.580 State Liquor Fund Allotment	56,161.55	0.00	25,000.00	25,000.00	0.00%
Total State liquor fund	56,161.55	0.00	25,000.00	25,000.00	0.00%
Total Intergovernmental revenue	621,160.68	215,294.21	650,000.00	434,705.79	33.12%
Miscellaneous revenue					
Miscellaneous other					
3100.870 Donations	0.00	150.00	0.00	(150.00)	0.00%
3600.900 Other Revenue	1,540.25	0.00	25,000.00	25,000.00	0.00%
Total Miscellaneous other	1,540.25	150.00	25,000.00	24,850.00	0.60%
Total Miscellaneous revenue	1,540.25	150.00	25,000.00	24,850.00	0.60%
Total Revenue:	622,700.93	215,444.21	675,000.00	459,555.79	31.92%
Expenditures:					
Administration					
4100.100 Wages - CTC Coordinator	59,960.92	29,388.32	65,000.00	35,611.68	45.21%
4100.130 CTC Coordinator - Employee Benefits	271.01	172.17	30,000.00	29,827.83	0.57%
4100.150 CTC Coordinator - Social Security Tax	3,507.89	1,704.95	0.00	(1,704.95)	0.00%
4100.160 CTC Coordinator - Medicare	820.39	398.74	0.00	(398.74)	0.00%
4100.175 CTC Coordinator - LTD	231.08	85.19	0.00	(85.19)	0.00%
4100.180 CTC Coordinator - Medical Insurance	9,193.02	4,331.82	0.00	(4,331.82)	0.00%
4100.181 CTC Coordinator - Retirement Contribution	9,129.43	4,172.65	0.00	(4,172.65)	0.00%
4100.200 CTC - Awards, Promotional & Meals	3,684.82	2,099.09	0.00	(2,099.09)	0.00%
4100.230 Travel/Mileage - CTC	68,097.42	2,865.82	0.00	(2,865.82)	0.00%
4100.240 CTC - Office Expense and Supplies	2,732.06	832.51	0.00	(832.51)	0.00%
4100.330 CTC - Training and Seminars	0.00	721.40	0.00	(721.40)	0.00%
4100.600 CTC - Contractors	7,108.31	5,780.00	0.00	(5,780.00)	0.00%
4100.601 CTC - Youth Court	4,490.00	7,349.49	0.00	(7,349.49)	0.00%
4100.603 CTC - Communications and PR	1,039.43	1,464.23	0.00	(1,464.23)	0.00%
4100.604 CTC - Events	7,579.21	4,341.62	0.00	(4,341.62)	0.00%
4100.605 CTC - Youth Coalition	17,371.09	2,283.62	0.00	(2,283.62)	0.00%
4100.606 CTC - Software (website, zoom)	0.00	33.17	0.00	(33.17)	0.00%
4100.607 CTC - Sponsorships	14,032.44	841.04	0.00	(841.04)	0.00%
4100.610 Safety & Success - Travel	0.00	1,728.92	0.00	(1,728.92)	0.00%
4100.611 Safety & Success - Subawards	371,117.53	118,154.54	500,000.00	381,845.46	23.63%
4100.613 Safety & Success - Youth Court	2,877.92	508.82	10,000.00	9,491.18	5.09%
4100.614 Safety & Success - Other Expenses	5,247.10	2,248.94	15,000.00	12,751.06	14.99%
4100.615 Safety & Success - Contractors	17,596.29	7,163.65	30,000.00	22,836.35	23.88%
4100.740 Equipment/Computer Purchases	0.00	1,530.50	0.00	(1,530.50)	0.00%
4100.850 Beer Funds	0.00	0.00	25,000.00	25,000.00	0.00%
Total Administration	606,087.36	200,201.20	675,000.00	474,798.80	29.66%
Total Expenditures:	606,087.36	200,201.20	675,000.00	474,798.80	29.66%
Total Change In Net Position	16,613.57	15,243.01	0.00	(15,243.01)	0.00%

Greater Salt Lake Municipal Services District
Standard Financial Report
64 Magna Community Reinvestment Agency - 07/01/2025 to 02/28/2026
66.67% of the fiscal year has expired

	2025	2026
	Year-End	YTD
	Actual	Actual
Net Position		
Assets:		
Current Assets		
Cash and cash equivalents		
10100 Cash - Zions Checking	1,312.00	28,402.77
10200 Cash - PTIF	0.00	2,524,997.62
Total Cash and cash equivalents	<u>1,312.00</u>	<u>2,553,400.39</u>
Total Current Assets	<u>1,312.00</u>	<u>2,553,400.39</u>
Total Assets:	<u>1,312.00</u>	<u>2,553,400.39</u>
Liabilities and Fund Equity:		
Liabilities:		
Current liabilities		
21000 Accounts Payable	1,312.00	7,470.00
24000 Due to Other Funds	27,590.10	0.00
Total Current liabilities	<u>28,902.10</u>	<u>7,470.00</u>
Total Liabilities:	<u>28,902.10</u>	<u>7,470.00</u>
Equity - Fund Balance		
28001 Magna Main CRA	0.00	1,561,435.83
28002 Magna Housing CRA	0.00	726,931.00
28003 Magna Arbor Park CRA	0.00	246,436.00
29000 Unassigned Net Position (Fund Bal)	(27,590.10)	11,127.56
Total Equity - Fund Balance	<u>(27,590.10)</u>	<u>2,545,930.39</u>
Total Liabilities and Fund Equity:	<u>1,312.00</u>	<u>2,553,400.39</u>
Total Net Position	<u>0.00</u>	<u>0.00</u>

Greater Salt Lake Municipal Services District
Standard Financial Report
64 Magna Community Reinvestment Agency - 07/01/2025 to 02/28/2026
66.67% of the fiscal year has expired

	2025 Year-End Actual	2026 YTD Actual	2026 Budget	Unearned/ Unused Budget	% Earned/ Used
Change In Net Position					
Revenue:					
Taxes					
CRA Taxes					
3100.100 General CRA Funds	0.00	0.00	25,000.00	25,000.00	0.00%
3100.101 Magna Main	0.00	1,563,644.00	0.00	(1,563,644.00)	0.00%
3100.102 Housing	0.00	726,931.00	0.00	(726,931.00)	0.00%
3100.103 Arbor Park	0.00	249,744.00	0.00	(249,744.00)	0.00%
Total CRA Taxes	0.00	2,540,319.00	25,000.00	(2,515,319.00)	10,161.28%
Total Taxes	0.00	2,540,319.00	25,000.00	(2,515,319.00)	10,161.28%
Miscellaneous revenue					
Interest					
3600.100 Interest Earnings	0.00	60,276.57	0.00	(60,276.57)	0.00%
Total Interest	0.00	60,276.57	0.00	(60,276.57)	0.00%
Total Miscellaneous revenue	0.00	60,276.57	0.00	(60,276.57)	0.00%
Total Revenue:	0.00	2,600,595.57	25,000.00	(2,575,595.57)	10,402.38%
Expenditures:					
Administration					
4100.310.000 Attorney-Civil - General	21,532.10	2,944.00	0.00	(2,944.00)	0.00%
4100.310.003 Attorney-Civil - Arbor Park	3,308.00	224.00	0.00	(224.00)	0.00%
4100.310.004 Attorney-Civil - Broadway	0.00	7,758.00	0.00	(7,758.00)	0.00%
4100.600 General - Professional and Technical	2,750.00	12,000.00	0.00	(12,000.00)	0.00%
Total Administration	27,590.10	22,926.00	0.00	(22,926.00)	0.00%
Contracted Services					
Parks maintenance					
4110.866.09 Magna Main - Mantle - Park Maintenanc	0.00	2,400.21	0.00	(2,400.21)	0.00%
4110.866.10 Magna Main - Minis - Park Maintenanc	0.00	1,748.87	0.00	(1,748.87)	0.00%
Total Parks maintenance	0.00	4,149.08	0.00	(4,149.08)	0.00%
Total Contracted Services	0.00	4,149.08	0.00	(4,149.08)	0.00%
Total Expenditures:	27,590.10	27,075.08	0.00	(27,075.08)	0.00%
Total Change In Net Position	(27,590.10)	2,573,520.49	25,000.00	(2,548,520.49)	10,294.08%

Greater Salt Lake Municipal Services District
Standard Financial Report
65 Magna Council Designated Fund - 07/01/2025 to 02/28/2026
66.67% of the fiscal year has expired

	2025 Year-End Actual	2026 YTD Actual
Net Position		
Assets:		
Current Assets		
Cash and cash equivalents		
10100 Cash - Zions Checking	0.00	0.10
10101 Cash - Zions CARES	4,297.34	4,297.34
10200 Cash - PTIF	930,570.93	732,962.36
10202 Cash - PTIF 9074 CARES	1,529,845.45	1,571,790.34
10750 Undeposited Receipts	0.01	(0.01)
Total Cash and cash equivalents	2,464,713.73	2,309,050.13
Receivables		
12500 Due From Other Gov.	128,304.14	150,203.59
Total Receivables	128,304.14	150,203.59
Other current assets		
12601 Prepaid - 4th of July Event	30,297.57	45.00
Total Other current assets	30,297.57	45.00
Total Current Assets	2,623,315.44	2,459,298.72
Total Assets:	2,623,315.44	2,459,298.72
Liabilities and Fund Equity:		
Liabilities:		
Current liabilities		
21000 Accounts Payable	135,990.73	1,645.00
Total Current liabilities	135,990.73	1,645.00
Deferred revenue		
23455 CARES2 Deferred Revenue	1,383,611.80	453,061.80
25150 Unearned Revenue - 4th of July	8,735.90	0.00
Total Deferred revenue	1,392,347.70	453,061.80
Total Liabilities:	1,528,338.43	454,706.80
Equity - Fund Balance		
29000 Unassigned Net Position (Fund Bal)	1,094,977.01	2,004,591.92
Total Equity - Fund Balance	1,094,977.01	2,004,591.92
Total Liabilities and Fund Equity:	2,623,315.44	2,459,298.72
Total Net Position	0.00	0.00

Greater Salt Lake Municipal Services District
Standard Financial Report
65 Magna Council Designated Fund - 07/01/2025 to 02/28/2026
66.67% of the fiscal year has expired

	2025 Year-End Actual	2026 YTD Actual	2026 Budget	Unearned/ Unused Budget	% Earned/ Used
Change In Net Position					
Revenue:					
Taxes					
MET Taxes					
3100.111 MET-Municipal Energy	625.38	467.56	0.00	(467.56)	0.00%
3100.112 MET-Municipal Telecom	53,855.91	51,601.40	60,000.00	8,398.60	86.00%
3100.113 MET-Pacificorp/Rocky Mtn Power	507,383.92	536,644.05	600,000.00	63,355.95	89.44%
3100.114 MET-Questar Gas/Dominion Energy	338,354.08	213,304.16	600,000.00	386,695.84	35.55%
Total MET Taxes	900,219.29	802,017.17	1,260,000.00	457,982.83	63.65%
Franchise Taxes					
3100.401 Google Franchise Fee	45,481.00	26,513.00	30,000.00	3,487.00	88.38%
Total Franchise Taxes	45,481.00	26,513.00	30,000.00	3,487.00	88.38%
Total Taxes	945,700.29	828,530.17	1,290,000.00	461,469.83	64.23%
Intergovernmental revenue					
Intergovernmental Other					
3100.320 Grants	17,515.00	23,962.25	0.00	(23,962.25)	0.00%
Total Intergovernmental Other	17,515.00	23,962.25	0.00	(23,962.25)	0.00%
Road Funds					
3100.561 HB244 Corridor Preservation Funds	0.00	0.00	225,000.00	225,000.00	0.00%
Total Road Funds	0.00	0.00	225,000.00	225,000.00	0.00%
CARES Act					
3100.321 CARES2	27,200.00	930,550.00	0.00	(930,550.00)	0.00%
3100.323 ARPA	730,028.80	1,672,908.17	0.00	(1,672,908.17)	0.00%
Total CARES Act	757,228.80	2,603,458.17	0.00	(2,603,458.17)	0.00%
Total Intergovernmental revenue	774,743.80	2,627,420.42	225,000.00	(2,402,420.42)	1,167.74%
Miscellaneous revenue					
Interest					
3600.100 Interest Earnings	124,699.10	71,448.72	60,000.00	(11,448.72)	119.08%
Total Interest	124,699.10	71,448.72	60,000.00	(11,448.72)	119.08%
Miscellaneous other					
3600.900 Other Revenue	2,064.14	0.00	0.00	0.00	0.00%
3600.901 Magna 4th of July Event	701.14	0.00	1,000.00	1,000.00	0.00%
Total Miscellaneous other	2,765.28	0.00	1,000.00	1,000.00	0.00%
Total Miscellaneous revenue	127,464.38	71,448.72	61,000.00	(10,448.72)	117.13%
Contributions and transfers					
3100.001 Operating transfers in	4,297.34	0.00	0.00	0.00	0.00%
Total Contributions and transfers	4,297.34	0.00	0.00	0.00	0.00%
Total Revenue:	1,852,205.81	3,527,399.31	1,576,000.00	(1,951,399.31)	223.82%
Expenditures:					
Administration					
4100.730 Building Maintenance - Webster Center Re	0.00	239.80	660,000.00	659,760.20	0.04%
4100.880 Non-Classified Expenses	0.00	14,086.43	0.00	(14,086.43)	0.00%
Total Administration	0.00	14,326.23	660,000.00	645,673.77	2.17%
COVID Related Expenses					
4100.242 CARES2 Expenses	27,200.00	930,550.00	0.00	(930,550.00)	0.00%
4100.243 ARPA Expenses	730,028.80	1,672,908.17	0.00	(1,672,908.17)	0.00%
Total COVID Related Expenses	757,228.80	2,603,458.17	0.00	(2,603,458.17)	0.00%
Total Expenditures:	757,228.80	2,617,784.40	660,000.00	(1,957,784.40)	396.63%
Total Change In Net Position	1,094,977.01	909,614.91	916,000.00	6,385.09	99.30%



G R E A T E R S A L T L A K E

**Municipal Services
District**

Magna City Financial Operations

- MSD Financial Staff
- Financial Operations
- Monthly Reports and Quarterly presentations
- Compliance
- Fund balance
- Value-add from MSD



MAGNA CITY

8952 Magna Main St
Magna, UT 84044

Phone: (385) 977-2275

<https://magna.utah.gov/>

**Application for Contribution
(Including Fee Waivers)**

Name of Organization: Utah's Ethnic and Mining Museum of Magna

Address: 9056 West 2700 South, Magna, UT 84044, P.O. Box 742

Contact Person: Jon Clark Phone: 801 824 2052 Email:
jon.clarkstudios@gmail.com

Fiscal year runs from Jan 1, 2025 to Dec. 31, 2025

Brief History of Organization: (Who started it? How long has it been organized? etc.) Utah's Ethnic and Mining Museum of Magna was established in 1994 by a group of Magna residents who saw a need for the preservation of the history of early native inhabitants, Mormon settlers and the diverse population of workers and their families who came to the area for the milling and refining of ore from the Bingham Canyon mines along with all the associated businesses to support those workers. The museum acquired the JC Penney building on Magna's Main Street and began gathering their historic collection. Items in the museum include a wide array of artifacts and documents from the 19th and 20th centuries that relate to early settlement, ethnic cultures, mining operations, education, family life, and local businesses.

Type of Request: Money Equipment Personnel Facilities Fee Waiver

If you are requesting money, please answer the following questions:

Amount of Request: \$ 15,000.00

Percent of Agency Budget: _____%

Have you previously received money from Magna? Yes

If yes, when and how much? (Previous three years) 2025; \$5000.00

Purpose of money requested and target population (may include a draft program):
The purpose of this funding will be continued building maintenance and improvements. The current, and most pressing building improvement goals of the museum are insulation and improved electrical infrastructure.

Please attach:

1. Current List of Board of Directors
2. Organization Chart
3. Copy certification of nonprofit status. If not a nonprofit community service-based organization, please state the status of the organization.
4. Copy of an independent audit. If you do not have one, please enclose a copy of current financial statements.
5. Draft Program

You will be expected to report to the Magna City Council on how the money was used and the success of the project.

The undersigned hereby acknowledges that he or she has authority to bind the organization listed in the grant and will abide by the terms of this grant of Magna funds as that grant is defined in the supporting documents. The grantee accepts the following terms and conditions as a condition of receiving and using Magna funds or the waiver of fees: Magna funds will be used solely for the purposes approved by the Mayor as applied for or amended in this grant. Any expenditure for purposes other than those approved will require a return of the entire grant amount and may disqualify the grantee from receiving any additional Magna funds. It is further understood that no grant funds will be made available to any Magna officer or employee, or in violation of the requirements of the Public Employees Ethics Act (67-16-1 *et seq.*). No grant funds will be used for political or campaign purposes. As a further condition of the grant, all Magna funds may be subject to an audit as required by Magna. The grantee is required to complete the Disbursement of Funds Report.

Dated this 2nd day of February , 2026 .

Applicant/Grantee/Recipient

Purpose of Money and Target Population

The Utah Ethnic and Mining Museum of Magna is a two-story building that includes an elevator for physically handicapped visitors. In the past the museum was opened 6 months of the year. We are in the process of becoming a year-round museum by completing some much-needed building upgrades. We have not had a workable furnace in the past and past donations from the Magna Chamber of Commerce, as well as ZAP and the UAM have helped us install a working furnace. We are still in need of the following building upgrades: insulation (see attached estimate) and upgraded indoor and outdoor lighting.

The Utah Ethnic and Mining Museum of Magna has set its sights on making the museum open year-round. Now that we have a workable furnace, we can achieve this goal and insulation upgrades will make the space even more comfortable. We want to become a more permanent part of the Magna community and be a more inviting social and cultural space.

With the change from being open 6 months to year-round operation we expect that we will have to change and update many of our practices. These changes will allow us to improve our outreach to schools and local senior centers. It will also increase our need for a working website. We are currently working on this goal with students from Ensign College.

In the future we are looking forward to creating a History Recording project. The residents, and particularly the elderly in our communities, carry the institutional memory of this area. We want to record their stories to include them in a community database. In addition, we want to create a cohesive and engaging experience for our visitors by creating unified signage throughout the museum. These goals will be easier to achieve when we can make the building a more comfortable place to work and more comfortable for our visitors.

Our community includes the residents of South Salt Lake, and the state of Utah. Attached you will find Museum Visits 2024 (see attached document) which provides data of our operations in the 6-months we were open in 2024.

The people in this area have history with mining. Whether they worked in ore haulage, at the smelter, the concentrators, in the refinery, in flotation, in tailings operations, the railroad, at the power plant or the foundry, these people can provide us with historical knowledge about the mine and the development of the west side of the Salt Lake Valley.

Utah's Ethnic and Mining Museum of Utah

2024 Registered Museum visits – 1322

Visitors from Utah:

Magna, West Valley, Kearns, Draper, Stansbury, Cedar Hills, Holladay, SLC, Copperton, Midvale, Herriman, Taylorsville, Sandy, Murray, Bountiful, So Jordan, Jordan Landing, Spanish Fork, St George, Provo, Tooele, Lakepoint, Grantsville, West Jordan, American Fork, Ogden, Saratoga Springs, Milford, New Harmony, Ephraim, Roy, Logan, Riverton, Lehi, Axtell, ,

Visitors from US:

Prather CA, Elko NV, Los Angeles CA, San Diego CA, San Francisco CA, Mesa AZ, Texas, Martinsburg WV, CA, Montgomery TX, Oregon, Dayton OH, Stockton, Berkley CA, Lyman WY, Houston TX, Las Vegas NV, Springboro OH, New Jersey, Reno NV, Widenburg AZ, Bakersfield CA, Barranquilla CO, Columbia SC, Naples FL, Tucson AZ, Mancos CO, Ft Lauderdale FL, Alabama, Peoria IL, Pismo Beach CA, Fairbanks AK, Kimberly ID, San Antonio TX, Greensboro NC, Adison NJ

Visitors from outside the US:

UK, Ramstein Germany, Japan (X20), Worcestershire UK, Belgium,



UTAH'S MINING MUSEUM OF MAGNA

9056 West Main Street - PO Box 742 - Magna, Utah 84044

Officers	Name	Address	City	St	Zip	Phone	Email
Pres.	Jon Clark	768 W 3500 S	Bountiful	Ut	84010	(801) 824-2052	jon.clarkstudios@gmail.com
V.P.	Kevin Hardman	8165 W 3100 S	Magna	Ut	84044	(801) 698-0226	kevinhardman54@gmail.com
Sec.	Julia Wentz	2933 S Slate Rock Rd	Magna	Ut	84044	(626) 347-9798	wentz.julia@gmail.com
Treas.	Tim Draper	8027 W Coon Canyon Way	Magna	Ut	84044	(801) 557-0399	timdraper@comcast.net
Trustee	Brent Collings	3330 Marigold St.	Magna	Ut	84044	(801) 971-2736	jbcspc3330@hotmail.com
Trustee	Paul Stanley	8014 Harker Canyon Dr	Magna	Ut	84044	(801) 448-3593	paul.stanley@gmail.org
Trustee	Casey Gilbert	4246 S 6115 W	W.V.C	Ut	84128		caseybrighton Gilbert@gmail.com
Trustee							
Trustee							
Trustee							
Trustee							
Trustee							





Internal Revenue Service
District Director
Internal Revenue Service Center
P.O. Box 192
Covington, KY 41012-0192

Department of the Treasury
SeqNr: 00386
AR Ltr 1046 ALS EO

Date: December 16, 1998

UTAH ETHNIC AND MINING MUSEUM OF
% HOWARD STAHLER
8980 WEST 2700 SOUTH
MAGNA UT 84044 1149

EIN: 87-0518913
Advance Ruling Period Ended: December 31, 1998

Advance Ruling Follow-up

Dear Sir or Madam:

Our letter dated August 1994⁹ stated that we had determined your organization is exempt under section 501(a) of the Internal Revenue Code as an organization described in section 501(c)(3) and that you would be treated as a publicly supported organization and not as a private foundation during your advance ruling period. This was based on our determination that you could reasonably be expected to be an organization described in sections 170(b)(1)(A)(vi) and 509(a)(1) or in section 509(a)(2).

We also stated that at the end of your advance ruling period you would have to establish that you were in fact an organization described in one of the above sections.

Our records indicate that your advance ruling period ends on December 31, 1998. Your exempt status as an organization described in section 501(c)(3) is still in effect. However, to establish that you are a publicly supported organization described in sections 170(b)(1)(A)(vi) and 509(a)(1) or in section 509(a)(2), please complete the attached Form 8734, Support Schedule for Advance Ruling Period, for each of the tax years in your advance ruling period.

The information requested in this letter is required to support your claim to be other than a private foundation. It is needed in addition to any required Form 990 or other annual return. Please send it to us within **90** days from the end of your advance ruling period.

If we do not receive this information, we will presume you are a private foundation and you will be treated as a private foundation as of the first day of your first tax year for purposes of sections 507(d) and 4940 of the Code. In addition, if you do not provide the information by the time requested, it will be considered by the Internal Revenue Service that you have not taken all reasonable steps, in a timely manner, to secure the determination you requested. Under section 7428(b)(2) of the Code, not taking all reasonable steps, in a timely manner, to secure the determination may be considered as a failure to exhaust administrative remedies available to you within the Service, and may preclude the issuance of a declaratory judgment in the matter under judicial proceedings.

If you have any questions please contact Dorothy Downing between the hours of 8 A.M. and 3:30 P.M. EST at (877) 829-5500 for assistance. If you prefer to write please include a copy of this letter.

Thank you for your cooperation.

Sincerely yours

C. Ashley Bullard
District Director

Enclosures: Copy of this letter
Letter 1046 Attachment
Form 8734

AR Ltr 1046 ALS /1782731905

Electronic Notice (e-Postcard)

OMB No. 1545-2085

Department of the Treasury
Internal Revenue Service

for Tax-Exempt Organization not Required to File Form 990 or 990-EZ

2023

Open to Public Inspection

A For the 2023 Calendar year, or tax year beginning 2023-01-01 and ending 2023-12-31

B Check if available

- Terminated for Business
- Gross receipts are normally \$50,000 or less

C Name of Organization: UTAH ETHNIC AND MINING MUSEUM
OF MAGNA

PO Box 742, Magna, UT, US,
84044

D Employee Identification
Number 87-0518913

E Website:

F Name of Principal Officer: Tim Draper
8027 W Coon Canyon Way,
Magna, UT, US, 84044

Privacy Act and Paperwork Reduction Act Notice: We ask for the information on this form to carry out the Internal Revenue laws of the United States. You are required to give us the information. We need it to ensure that you are complying with these laws.

The organization is not required to provide information requested on a form that is subject to the Paperwork Reduction Act unless the form displays a valid OMB control number. Books or records relating to a form or its instructions must be retained as long as their contents may become material in the administration of any Internal Revenue law. The rules governing the confidentiality of the Form 990-N is covered in code section 6104.

The time needed to complete and file this form and related schedules will vary depending on the individual circumstances. The estimated average times is 15 minutes.

Note: This image is provided for your records only. Do Not mail this page to the IRS. The IRS will not accept this filing via paper. You must file your Form 990-N (e-Postcard) electronically.

Auditor/Audit Committee: Please complete Sections A and B. Audit Period Covered: Jan 1 2023 - Dec 31 2023

Section A	
<input checked="" type="checkbox"/> Copy of last annual audit report (previous year) <input checked="" type="checkbox"/> All Bank Statements <input checked="" type="checkbox"/> All Deposit Receipts/Records <input type="checkbox"/> All Cash Verification Forms and Receipts <input type="checkbox"/> All Reimbursement Request Forms w / receipts/bills attached <input checked="" type="checkbox"/> Approval & Authorization for credit, debit, and EFT expenses <input checked="" type="checkbox"/> Receipts of bills paid or itemized statements <input checked="" type="checkbox"/> Treasurer's Ledger Book (Excel Spreadsheet) <input type="checkbox"/> If any were conducted, copies of any interim audits that were conducted during the year	<input type="checkbox"/> Treasurer's reports from all meetings including final general membership Annual Meeting <input checked="" type="checkbox"/> Copy of Final Approved budget and all amendments (voted upon and approved by the membership at a general meeting) <input checked="" type="checkbox"/> Minutes of all board, executive committee and association meetings (From Secretary's Book) <input checked="" type="checkbox"/> Bylaws - Current copy of your bylaws approved by Board <input checked="" type="checkbox"/> Filed copy of IRS Form 990, 990EZ or 990N "accepted" confirmation from previous tax year. <input type="checkbox"/>

Section B		
1.	Does amount shown on first bank statement (adjusted for outstanding checks and deposits) correspond to the starting balance recorded in the treasurer's report and ending balance of audit from previous annual audit?	Y <input checked="" type="checkbox"/> N <input type="checkbox"/>
2.	Were bank statements reconciled monthly by the treasurer?	Y <input checked="" type="checkbox"/> N <input type="checkbox"/>
3.	Were all checks properly recorded in the treasurer reports?	Y <input checked="" type="checkbox"/> N <input type="checkbox"/>
4.	Were all bank charges and interest recorded in the treasurer reports?	Y <input checked="" type="checkbox"/> N <input type="checkbox"/>
5.	Were all donated cash funds received and counted by two persons and verified by the treasurer?	Y <input type="checkbox"/> N <input checked="" type="checkbox"/>
6.	Did funds received match deposits recorded in the treasurer reports?	Y <input checked="" type="checkbox"/> N <input type="checkbox"/>
7.	Did the Board Meeting minutes include budget approval?	Y <input checked="" type="checkbox"/> N <input type="checkbox"/>
8.	Did the Board Meeting minutes include an approval of all expenditures?	Y <input checked="" type="checkbox"/> N <input type="checkbox"/>
9.	Pick some random expenditures and compare with the receipts. Did the receipts match?	Y <input type="checkbox"/> N <input type="checkbox"/>
10.		Y <input type="checkbox"/> N <input type="checkbox"/>
11.		Y <input type="checkbox"/> N <input type="checkbox"/>

Ending Bank Balance - Checking: \$ 4,155.27 Savings: \$ 1,854.57

PLEASE CHECK ONE:

- I (We) have audited the books and find them to be correct.
 I (We) have audited the books and found the following problems and or/make these suggestions below:

AUDIT COMMENTS REQUIRED: If the audit committee finds missing funds, inadequate records, or if standard best practices and accounting procedures are not used, this information must be detailed on attached findings and recommendations.

I (We) have attached our findings/recommendations below.

#3 - no one kept to verify funds received and reported

[Signature]
Auditor 1 Signature

Brent Collins
Printed Name Auditor 1

[Signature]
Auditor 2 Signature

Scott King
Printed Name Auditor 2

[Signature]
Auditor 3 Signature

[Signature]
Printed Name Auditor 3

[Signature]
Signature of Treasurer

Date: 1-1-24

4905 W 4100 S
WEST VALLEY UTAH 84120
(385)434-4273

BILL TO

TIM DRAPER
9056 W MAGNA MAIN ST
8015570399

ESTIMATE #

128

ESTIMATE DATE

01/21/2026

DESCRIPTION

AMOUNT

SPRAY FOAM INSULATION CLOSED CELL ON OUT SIDE WALLS 2' THICK
CLOSED CELL INSULATION IS FIRE RETAINER
WE PREP THE BUILDING AND CLEAN UP AFTER

12,400.00

TOTAL

\$12,400.00

TERMS & CONDITIONS

Project application thicknesses are based on recommended insulation R-Values for buildings in this climate zone. 50% deposit due prior to project start date. Balance is due in full upon job completion. A representative for the project must be present for final inspection prior to Brikr Construction departure. Call backs due to lack of a final inspection will result in a \$200 customer fee. If you have any questions, please contact me at (385)-495-9153

Thank you

Magna Town Council
Requested Budget 7/1/2026 - 6/30/27

CONTRIBUTIONS		Budgeted
Administration		
Magna City Funding	\$	11,980.00
Total Administration	\$	11,980.00
TOTAL CONTRIBUTIONS		\$ 11,980.00
EXPENSES		
Administration		
Flags for Veterans memorial on the holidays	\$	250.00
Software Subscriptions	\$	300.00
Insurance (Actual Cost)	\$	4,680.00
Misc.	\$	100.00
Movie Licencing, Ice, Water, & Fuel	\$	5,000.00
Postage & P.O. Box Rental	\$	250.00
Rent Expencc (Building & Storage)	\$	1,200.00
Trailer Expences (Annual registration)	\$	200.00
Total Administration	\$	11,980.00
Excess (Deficiency) of <u>Administration</u>	\$	-



MAGNA CITY

8952 Magna Main St
Magna, UT 84044

Phone: (385) 977-2275

<https://magna.utah.gov/>

Application for Contribution

(Including Fee Waivers)

Name of Organization: Copper Golf Club

Address: 8975 W. 2400 S. Magna UT 84044

P.O. Box 117 Magna UT 84044

Contact Person: Brittany Montague Phone: 801-694-1495 Email: brittanymontague444@gmail.com

Fiscal year runs from _____ to _____

Brief History of Organization: (Who started it? How long has it been organized? etc.)

The Copper club is a small, traditional 9-hole golf course known for its simple layout tree-lined fairways, and strong community atmosphere. The club was established in 1926. We will be celebrating 106 years this year.

The Copper Club is member-owned and operated. Members collectively manage the course and traditionally lease the land from Kennecott.

Type of Request: Money Equipment Personnel Facilities Fee Waiver

If you are requesting money, please answer the following questions:

Amount of Request: \$ 10,600

Percent of Agency Budget: _____ %

Have you previously received money from Magna? Yes No

If yes, when and how much? (Previous three years)

Purpose of money requested and target population (may include a draft program):

Please attach:

1. Current List of Board of Directors
2. Organization Chart
3. Copy certification of nonprofit status. If not a nonprofit community service-based organization, please state the status of the organization.
4. Copy of an independent audit. If you do not have one, please enclose a copy of current financial statements.
5. Draft Program

You will be expected to report to the Magna City Council on how the money was used and the success of the project.

The undersigned hereby acknowledges that he or she has authority to bind the organization listed in the grant and will abide by the terms of this grant of Magna funds as that grant is defined in the supporting documents. The grantee accepts the following terms and conditions as a condition of receiving and using Magna funds or the waiver of fees: Magna funds will be used solely for the purposes approved by the Mayor as applied for or amended in this grant. Any expenditure for purposes other than those approved will require a return of the entire grant amount and may disqualify the grantee from receiving any additional Magna funds. It is further understood that no grant funds will be made available to any Magna officer or employee, or in violation of the requirements of the Public Employees Ethics Act (67-16-1 *et seq.*). No grant funds will be used for political or campaign purposes. As a further condition of the grant, all Magna funds may be subject to an audit as required by Magna. The grantee is required to complete the Disbursement of Funds Report.

Dated this 19 day of February, 2026.


Applicant/Grantee/Recipient

Copper Golf Club Board or Directors

Jared Alba (President)

Kelly Davis Vice (President)

Brittany Montague (Treasurer)

Preston Jensen (Secretary)

AJ Loutensock (Board member)

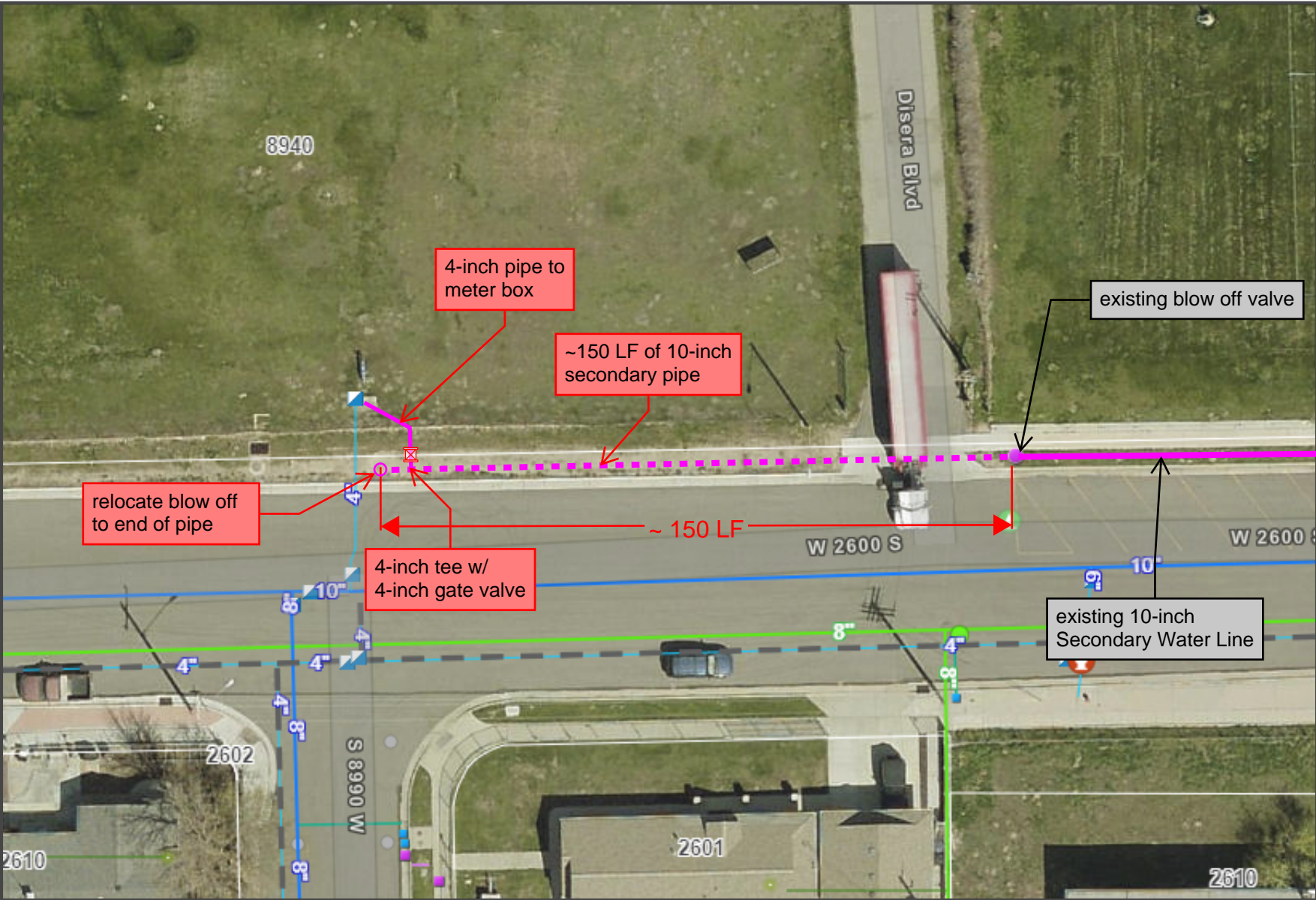
Blake Tripp (Board member)

Cody Bailey (Board member)

Josh Williams (Board member)

Mark Frampton (Board member)

COPPER CLUB SECONDARY WATER CONNECTION TO REPLACE 4-INCH DRINKING WATER CONNECTION 11/18/2025



COST ESTIMATE FOR 4-INCH CONNECTION				
Project:		Copper Club Golf Course		
Date:		11/18/2025		
Description	Quantity	Unit Cost	Unit	Amount
10" Secondary Pipe Extension	150	\$40	LF	\$6,000
Blow off relocation	1	\$5,000	LS	\$5,000
4" pipe to meter box	45	\$20	LF	\$900
10"x4" tee	1	\$1,000	EA	\$1,000
4" 45 -degree bend	2	\$600	EA	\$1,200
4" gate valve	1	\$500	EA	\$500
Concrete Removal/disposal	256	\$3	SF	\$768
Concrete Reinstallation	256	\$50	SF	\$12,800
		SUM		\$28,168
		20% contingency		\$5,634
		Total		\$33,802

COST COMPARISON SUMMARY TABLE

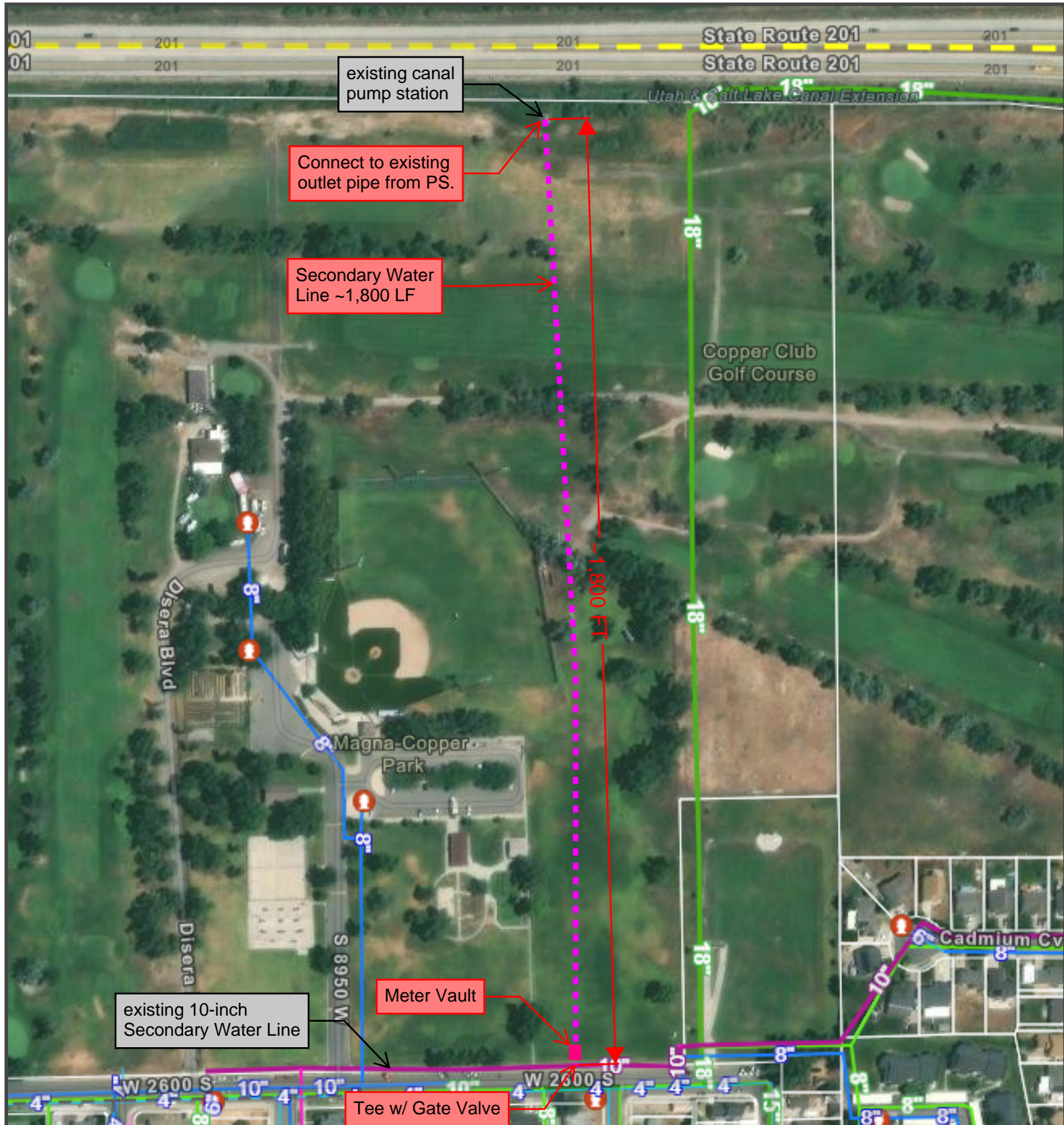
YEAR	CW YEARLY COST **	SW YEARLY COST **	DIFFERENCE
2023	\$ 17,893.94	\$ 6,043.71	\$ 11,850.23
2024	\$ 20,258.74	\$ 7,908.97	\$ 12,349.77
2025*	\$ 20,869.50	\$ 8,732.70	\$ 12,136.80

* Estimate as of 10/2025

** CW from actual billing, SW is estimated based on SW fee schedule.

COPPER CLUB SECONDARY WATER CONNECTION AT CANAL PUMP STATION

11/18/2025



COST ESTIMATE FOR CANAL PS CONNECTION

Project: Copper Club Golf Course

Date: 11/18/2025

OPTION 2a

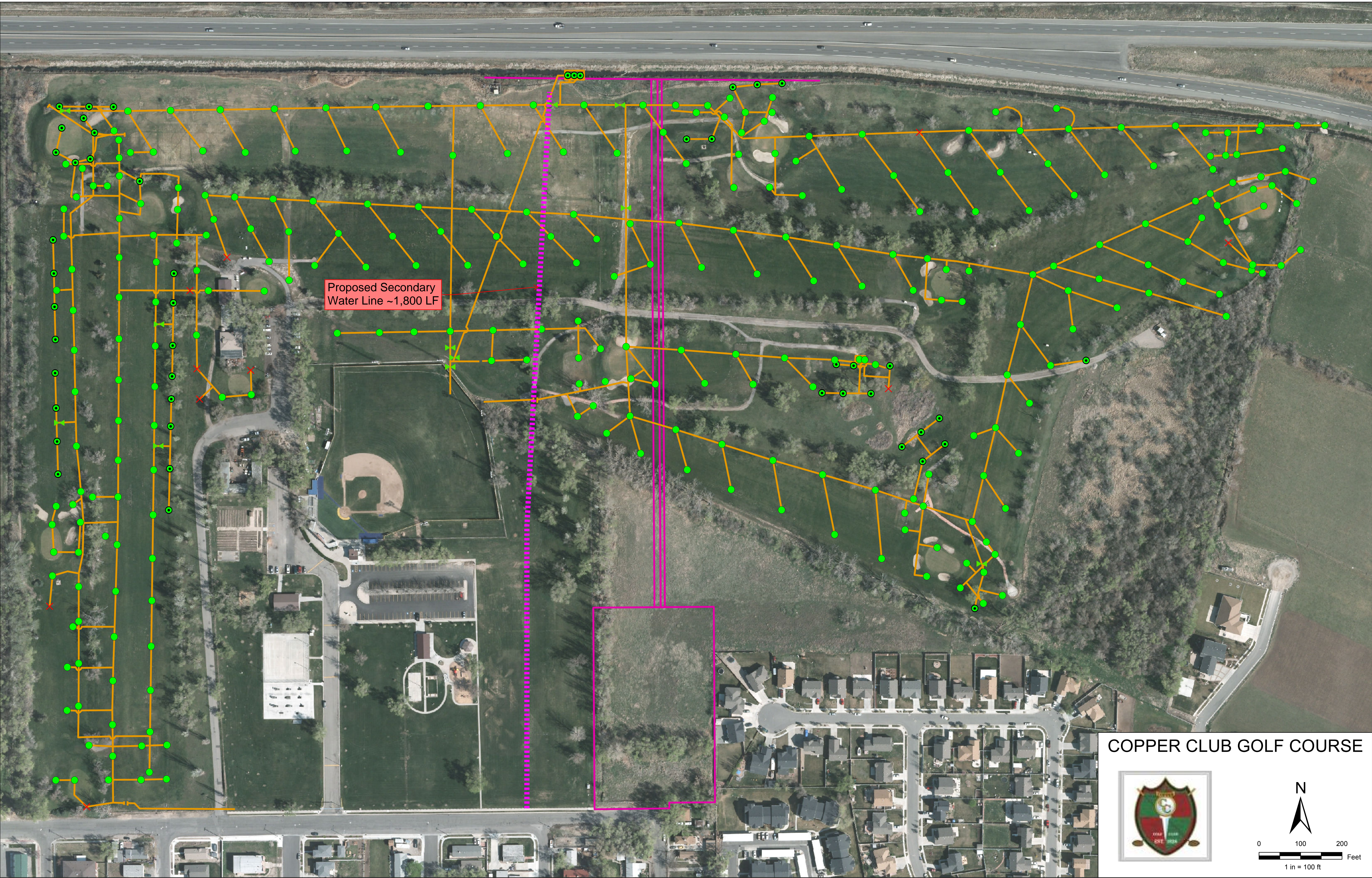
Description	Quantity	Unit Cost	Unit	Amount
8" Secondary Pipe Extension	1800	\$40	LF	\$72,000
Meter Vault	1	\$5,000	EA	\$5,000
10"x8" tee	1	\$2,500	EA	\$2,500
10" Sleeve	1	\$1,200	EA	\$1,200
8" gate valve	1	\$2,300	EA	\$2,300
Tie into existing pump station	1	\$10,000	LS	\$10,000
		SUM		\$93,000
		20% contingency		\$18,600
		Total		\$111,600

OPTION 2b

Description	Quantity	Unit Cost	Unit	Amount
6" Secondary Pipe Extension	1800	\$30	LF	\$54,000
Meter Vault	1	\$5,000	EA	\$5,000
10"x6" tee	1	\$2,000	EA	\$2,000
10" Sleeve	1	\$1,200	EA	\$1,200
6" gate valve	1	\$2,000	EA	\$2,000
Tie into existing pump station	1	\$10,000	LS	\$10,000
		SUM		\$74,200
		20% contingency		\$14,840
		Total		\$89,040

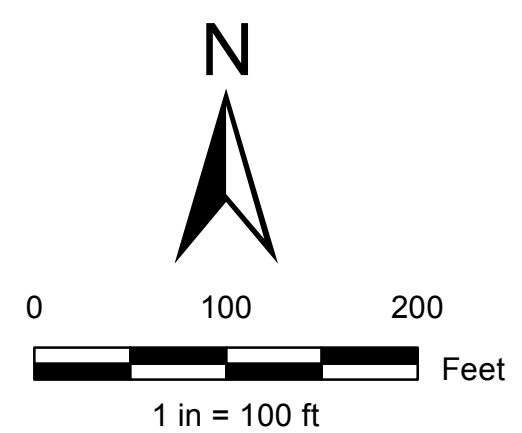

OPTION 2c

Description	Quantity	Unit Cost	Unit	Amount
4" Secondary Pipe Extension	1800	\$20	LF	\$36,000
Meter Vault	1	\$5,000	EA	\$5,000
10"x4" tee	1	\$1,100	EA	\$1,100
10" Sleeve	1	\$1,200	EA	\$1,200
4" gate valve	1	\$1,000	EA	\$1,000
Tie into existing pump station	1	\$10,000	LS	\$10,000
		SUM		\$54,300
		20% contingency		\$10,860
		Total		\$65,160



Proposed Secondary
Water Line ~1,800 LF

COPPER CLUB GOLF COURSE





MAGNA CITY

8952 Magna Main St
Magna, UT 84044

Phone: (385) 977-2275

<https://magna.utah.gov/>

Application for Contribution

(Including Fee Waivers)

Name of Organization: Magna-Yuzawa Cultural and Educational Exchange

Address: 8952 W MAGNA MAIN ST, MAGNA, UT 84044-1149, US

Contact Person: Sachika Walden Phone: 801-380-9165 Email: happiness0920@hotmail.com

Fiscal year runs from January 1st to December 31

Brief History of Organization: (Who started it? How long has it been organized? etc.)

This program was established in 2004 and has continued successfully ever since. The annual student exchange between Magna and Yuzawa has been an important part of the sister city relationship for over twenty years. Each year, students have the opportunity to experience daily life in another country, stay with host families, attend school, and build meaningful connections.

This exchange helps students develop cultural understanding, independence, and confidence, while also strengthening the friendship and partnership between our two communities. The program has had a lasting positive impact on students, families, and the community, and continues to be a valuable and meaningful tradition.

Type of Request: Money Equipment Personnel Facilities Fee Waiver

If you are requesting money, please answer the following questions:

Amount of Request: \$ 25,000

Percent of Agency Budget: 56%

Have you previously received money from Magna? Yes No

If yes, when and how much? (Previous three years) \$25,000 every year

Purpose of money requested and target population (may include a draft program):

- Airfare, hotel, transportation, food, insurance, cultural activity admission fees: 10 Magna students and 2 chaperones,
- Cultural activity admission fees, food, gas: 10 Yuzawa students and 2 chaperones, 8 volunteers
- Stipend for an Outbound Coordinator (\$4,000) and an Inbound Coordinator (\$2,000)

Please attach:

1. Current List of Board of Directors Mayor Mick Sudbury, City Manager David Brickey
2. Organization Chart
3. Copy certification of nonprofit status. If not a nonprofit community service-based organization, please state the status of the organization.
4. Copy of an independent audit. If you do not have one, please enclose a copy of current financial statements.
5. Draft Program

You will be expected to report to the Magna City Council on how the money was used and the success of the project.

The undersigned hereby acknowledges that he or she has authority to bind the organization listed in the grant and will abide by the terms of this grant of Magna funds as that grant is defined in the supporting documents. The grantee accepts the following terms and conditions as a condition of receiving and using Magna funds or the waiver of fees: Magna funds will be used solely for the purposes approved by the Mayor as applied for or amended in this grant. Any expenditure for purposes other than those approved will require a return of the entire grant amount and may disqualify the grantee from receiving any additional Magna funds. It is further understood that no grant funds will be made available to any Magna officer or employee, or in violation of the requirements of the Public Employees Ethics Act (67-16-1 *et seq.*). No grant funds will be used for political or campaign purposes. As a further condition of the grant, all Magna funds may be subject to an audit as required by Magna. The grantee is required to complete the Disbursement of Funds Report.

Dated this 20 day of February , 2026 .

Sachika Walden

Applicant/Grantee/Recipient

RECIPIENT ORGANIZATION'S DISBURSEMENT OF FUNDS REPORT

*This report is to be filed with the Council on or before January 31st of the year following the disbursement. **If further contributions are desired, the report must be filed with the Council by September 1st of each year.***

Name of Organization: _____

Address: _____

Contact Person: _____ Phone: _____ Email: _____

Amount: \$ _____ Date Received: _____

Please describe how the money was spent; include who was helped, what other contributions were made to your program, etc.: *(Please attach additional information as needed)*-

ZIONS BANKPO BOX 26547
SALT LAKE CITY, UT 84126-0547**Statement of Accounts**This Statement: January 30, 2026
Last Statement: December 31, 2025

Primary Account: 014413850

004 1694

1423-06-0000-ZFN+PG0023-00003

MAGNA-YUZAWA EDUCATIONAL AND CULTURAL
PO BOX 726
MAGNA, UT 84044-0726**Direct Inquiries to:**
800-789-2265
WWW.ZIONS BANK.COM

WE HAVEN'T FORGOTTEN WHO KEEPS US IN BUSINESS. ®

SUMMARY OF ACCOUNT BALANCE

<i>Account Type</i>	<i>Account Number</i>	<i>Account Ending Balance</i>
NON-PROFIT CHECKING	0014413850	\$28,417.86

NON-PROFIT CHECKING 0014413850

0155

	<i>Previous Balance</i>	<i>Deposits/Credits</i>	<i>Withdrawals/Debits</i>	<i>Checks Processed</i>	<i>Ending Balance</i>
Count:		6	0	0	
Amount:	23,677.86	4,740.00	0.00	0.00	28,417.86

DEPOSITS/CREDITS

<i>Posting Date</i>	<i>Effective Date</i>	<i>Amount</i>	<i>Description</i>
01/13	01/13	100.00	DEPOSIT
01/28	01/28	100.00	BUSINESS MOBILE DEPOSIT CREDIT
01/28	01/28	2,100.00	ZELLE JHAMON ROT RTP#6028POD06NQ5
01/30	01/30	420.00	ZELLE JOSEPH RAY WHITEHEAD RTP#6030POC0I6FJ
01/30	01/30	520.00	ZELLE LING YI SEAM RTP#6030P0N03LB3
01/30	01/30	1,500.00	BUSINESS MOBILE DEPOSIT CREDIT

CHARGES/DEBITS

There were no transactions this period.

CHECKS PROCESSED

There were no transactions this period.

ACTIVITY COUNT

	<i>During this period</i>
Total Items	9

AGGREGATE OVERDRAFT AND RETURNED ITEM FEES

	<i>Total for This Period</i>	<i>Total Year-to-Date</i>
Total Overdraft Fees	\$0.00	\$0.00
Total Returned Item Fees	\$0.00	\$0.00

To learn more about our other products and services that may lower the cost of managing account overdrafts or to discuss removing overdraft coverage from your account, please contact Customer Service or visit your local branch.

Sweep Account Reconciliation Form

The following form is designed to assist in your Sweep Account reconciliation efforts. Please use the following documents:

- | | |
|---|--|
| <p>For Loan Sweeps: Checking Account Statement(s)
 Loan Sweep Account Statement
 Monthly Interest Statement
 Checking Account Ledger</p> | <p>For Sweeps: Checking Account Statement(s)
 Investment Sweep Account Statement
 Checking Account Ledger</p> |
|---|--|

- Using *either* your Investment Sweep Account Statement *or* Loan Sweep Statement, check your Sweep Account transfers against the corresponding debits and credits on your checking account statement(s).
- Mark each entry in your checking account ledger that has been charged to your checking account (checks, deposits, etc.).
- List the checks that have been written, but not yet charged to your checking account on the lines below:

OUTSTANDING CHECKS					
Check Number	Check Amount	Check Number	Check Amount	Check Number	Check Amount
Total Amount (Enter this amount on line 6 below):					

- | | | | |
|--|----------------------------------|--------------|---|
| 4. Enter the ending balance from the Sweep Account statement. | SWEEP STATEMENT BALANCE | _____ | |
| 5. Add the ending balance from the Checking Account statement. (if there is more than one checking account, add the balances together and enter the total on this line. If the checking account has a peg balance of \$0.00, enter \$0.00.) | CHECKING STATEMENT BALANCE | + _____ | |
| 6. Subtract the Outstanding Checks Total shown above. | OUTSTANDING CHECKS | - _____ | |
| 7. Add any outstanding deposits. | OUTSTANDING DEPOSITS | + _____ | |
| 8. Calculate the Adjusted Bank Balance. | ADJUSTED BANK BALANCE | = _____ | ← |
| 9. Enter the ending balance from your checking account register. (if there is more than one checking account, add the account balances together and enter the total on this line.) | CHECKING REGISTER BALANCE | + _____ | |
| NOTE: If reconciling an Investment Sweep account, go to step 11. For Loan Sweep accounts, go to step 10. | | | |
| 10. Use the Sweep Account statement and Monthly Investment statement to reconcile transfers between the line of credit and sweep account to determine the net draw or net payment to the line. Add the draw or subtract the payment from the book balance. | NET CHANGE IN LINE | + or - _____ | |
| 11. Subtract any bank charges from the account statements. | BANK CHARGES | - _____ | |
| 12. Add interest/dividends received from the account statement. | INTEREST EARNED | + _____ | |
| 13. Calculate the Adjusted Register Balance. This should match the Adjusted Bank Balance (line 8). | ADJUSTED REGISTER BALANCE | = _____ | ← |

SWEEP ACCOUNT ACTIVITY REPORT BALANCE DEFINITIONS:

- Accrued Interest M-T-D:** The amount of interest accrued by the sweep that month to date.
- Current Balance:** A positive balance denotes the total amount of funds in the sweep (collected funds, plus funds in float).
- Available Balance:** A positive balance denotes the amount in one day float to the sweep available for the next business day. A negative balance denotes the amount drawn from uncollected funds.
- Collected Balance:** A positive balance denotes the amount of funds collected from float or same day deposits or credits. Accrued interest is calculated with this amount multiplied by the interest rate.
- Principal Loan Balance owned Online:** The amount currently owed to the Bank through the line of credit or loan.

ZIONS BANK®

PO BOX 26547
SALT LAKE CITY, UT 84126-0547

January 30, 2026
MAGNA-YUZAWA EDUCATIONAL AND CULTURAL
014413850

.....
DAILY BALANCE

<i>Date.....</i>	<i>Balance</i>	<i>Date.....</i>	<i>Balance</i>	<i>Date.....</i>	<i>Balance</i>
01/01	\$23,677.86	01/28	\$25,977.86	01/30	\$28,417.86
01/13	\$23,777.86				

.....
INTEREST

Interest Earned This Statement Period	\$0.00	Number Of Days This Statement Period	30
Interest Paid Year-To-Date 2026	\$0.00		

Current interest rate is 0.0000% with no rate change this statement period

January 30, 2026
MAGNA-YUZAWA EDUCATIONAL AND CULTURAL
014413850

This page intentionally left blank

Checking Deposit		Date: 01/13/2026
Branch: 07447	04:21:51 PM	Account: 14413850
Teller: 1099327		Amount: 100.00
Cost Center : 00014		Trace #: 001683718
1		
Primary Customer Name: MAGNA-YUZAWA EDUCATIONAL AND CULTURAL EX CHANGE PROGRAM LLC		
54540001 0014413850 352 10000		
Processed 01/13/26 \$100.00		

Electronic Deposit Image		Customer name: Zions Bank Unique cust Id: ZFNB # Deposit Items: 0002
Credit amount: 100.00		
Routing transit: 545400013		
Account: 014413850		
Deposit Date: 01/27/2026 21:33:59		
Posting Date: 01/28/2026		
Depositor: Sachika Walden		
Processed 01/28/26 \$100.00 CH# 9306142888		

Electronic Deposit Image		Customer name: Zions Bank Unique cust Id: ZFNB # Deposit Items: 0002
Credit amount: 1,500.00		
Routing transit: 545400013		
Account: 014413850		
Deposit Date: 01/30/2026 17:03:28		
Posting Date: 01/30/2026		
Depositor: Sachika Walden		
Processed 01/30/26 \$1500.00 CH# 9306207476		

Magna Yuzawa Volunteer Sign Up Sheet 2026

Full Name	Volunteer Role(s)	Cell Phone Number	Email Address	Owns Business Debit Card?	Can Drive Students?	Speak Japanese?
Katie Baker	Inbound Coordinator	385-222-1841	katiebaker14@gmail.com	X	X	
Sachika Walden	Outbound Coordinator Medical Interpreter	801-380-9165	happiness0920@hotmail.com	X	X	X
Connor Hansen	PR	801-710-2707	connor.hansen26.ch@gmail.com	X	X	X
Sara Shaw	Support Worker	801-834-2372	shawmaid@gmail.com		X	Nathan Does
Geraldine Chellson	Support Worker	385-343-7247	gchellson@gmail.com		X	X
Stephanie Armitstead	Support Worker	801-859-4489	armitstead.stephanie@gmail.com		X	A Little
Tak Takashima	Support Worker	385-457-7015	americom123@outlook.com			X
Laural Takashima	Support Worker	801-250-5421	Ltakashima@graniteschools.org			X



G R E A T E R S A L T L A K E

**Municipal Services
District**

Magna City Financial Operations

- MSD Financial Staff
- Financial Operations
- Monthly Reports and Quarterly presentations
- Compliance
- Fund balance
- Value-add from MSD

MAGNA CITY COUNCIL

RESOLUTION #R2026-22

DATE: April 14, 2026

**A RESOLUTION APPOINTING TERRY GEORGE AS THE REPRESENTATIVE
APPOINTEE OF MAGNA CITY TO THE WASATCH FRONT WASTE AND
RECYCLING DISTRICT BOARD OF TRUSTEES**

WHEREAS, Magna City is a member entity of the Wasatch Front Waste and Recycling District (the “**District**”); and

WHEREAS, the Magna City Council (the “**Council**”) may appoint a Councilmember to the District’s Board of Trustees (the “**District Board**”) pursuant to Title 17B, Chapter 3, Part 3 of the Utah Code; and

WHEREAS, the Council desires to appoint Council Member Terry George to represent Magna City on the District Board.

NOW THEREFORE BE IT RESOLVED BY THE MAGNA CITY COUNCIL EFFECTIVE IMMEDIATELY:

1. The Council appoints Council Member Terry George as its appointed representative on the District Board.
2. The Magna City Recorder is authorized to provide the District with this resolution, a copy of Council Member George’s oath of office, and their contact information.

[Execution on following page]

ADOPTED AND APPROVED at a duly called meeting of the Magna City Council on this 14th day of April 2026.

MAGNA CITY

By: _____
Mick Sudbury, Mayor

ATTEST

Diana Baun, Recorder

VOTING:

Council Member Jensen	voting	_____
Council Member George	voting	_____
Council Member Olsen	voting	_____
Council Member Pierce	voting	_____
Council Member Prokopis	voting	_____

Magna City Administration Fund
Yearly Budget

63.66%

2/28/2026

Revenues	Actual to	FY 2026	
	2/28/2026	Budget	Projected
Sales taxes	4,710,670	6,050,000	6,400,000
Transportation sales tax	406,922	525,000	600,000
Class C road funds	1,029,464	1,250,000	1,400,000
Corridor Preservation funds	112,500	-	112,500
Public transportation tax	228,898	1,823,902	1,823,902
ARPA funding	-	1,823,902	1,823,902
Business License	41,497	50,000	50,000
Building permits	399,222	1,525,000	1,525,000
Other permits	-	21,000	21,000
Sewer and water permits	-	5,000	5,000
Zoning - land use permit	981	7,500	10,000
Engineering services	35,927	50,000	50,000
Planning service	25,846	500,000	500,000
Code enforcement fines	-	5,000	5,000
Justice court fines	59,778	55,000	70,000
Interest earnings	84,837	85,000	85,000
Miscellaneous	8,713	11,000	11,000
Transfers in	1,281,873	1,281,873	1,281,873
Total Revenues	\$ 8,427,128	\$ 15,069,177	\$ 15,774,177
Expenses - Administration			
Wages	149,257	443,800	443,800
Employee Benefits	70,851	140,780	140,780
Awards, promotional & meals	1,777	2,000	2,000
Subscriptions/Memberships	17,963	27,830	27,830
Printing/Publications/Advertising	5,488	4,000	5,500
Travel/Mileage	185	2,500	2,500
Cell phone and telephone	3,727	-	4,000
Office expense and supplies	607	14,750	14,750
Computer equipment/Software	6,643	7,500	7,500
Attorney-Civil	31,273	90,000	90,000
Lobbyist	48,000	-	48,000
Attorney-Land use	-	35,000	35,000
Training & Seminars	1,030	5,000	5,000
Web page development/Maintenance	1,323	9,745	9,745
Software/Streaming	7,164	17,500	17,500
Payroll processing fees	731	1,100	1,100
Communications	-	10,000	10,000
Contribution/Special events	21,400	110,000	195,700
Magna 4th of July celebration	62,383	85,700	195,700
Insurance	26,964	26,000	27,000
Workers comp insurance	3,954	3,750	4,000
Postage	5,726	10,000	10,000
Professional and technical	22,985	112,000	112,000
Elections support services	49,112	82,918	82,918
Grant related	21,500	82,918	82,918
ARPA grant expense	-	1,823,902	1,823,902
Code enforcement mitigation	504	-	20,000
Utilities	-	40,000	40,000

Rent/repairs	21,800	-	25,000
Non classified expenses	-	-	-
Total Administration	\$ 582,347	\$ 3,188,693	\$ 3,484,143

Expenses - Transfers

Contribution to GF	6,652,499	9,759,246	9,759,246
Transfer to Capital projects	380,254	380,254	500,000
Operational transfer out	112,500	-	112,500
Total Transfers	\$ 7,145,253	\$ 10,139,500	\$ 10,371,746

Total Expenses	\$ 7,727,600	\$ 13,328,193	\$ 13,855,889
-----------------------	---------------------	----------------------	----------------------

Surplus/Deficit	\$ 699,528	\$ 1,740,984	\$ 1,918,288
------------------------	-------------------	---------------------	---------------------

FUND BALANCES

TYPE	AMOUNT	USE
Assigned Capital Fund (fund 60)	\$ 1,976,496.05	Can be used on any capital project,
Restricted Corridor Preservation Funds (Fund 60)	\$ 895,000	Can be used for right of way purchases to facilitate current projects.
Unrestricted fund balance as of June 30, 2025 (fund 50)	\$ 1,778,495.96	Can be used for any expense. Made up primarily of unspent admin budget.
Unrestricted fund balance as of June 30, 2025 (fund 65)	\$ 2,004,591.92	Can be used for any expense. Made up primarily of unspent MET funds
ARPA (fund 10)	\$ -	Can be used per ILA with MSD. Spending deadline is Dec 31, 2026 or funds are returned
Cares (fund 65)	\$ 453,061.80	Can be used for any city expense no deadline
Magna Main CRA (fund 64)	\$ 1,561,435.83	Can be spent accordingly to limitations prescribed by law related to the CRA area.
Magna Housing CRA (fund 64)	\$ 726,931.00	Can be spent accordingly to limitations prescribed by law related to the CRA area.
Magna Arbor Park CRA (fund 64)	\$ 246,436.00	Can be spent accordingly to limitations prescribed by law related to the CRA area.
Unrestricted	\$ 11,127.56	Can be spent on RDA projects
TOTAL	\$ 9,653,576.12	

Magna City (Designated Fund)

Yearly Budget

63.66%

2/28/2026

	Actual to 2/28/2026	FY 2026 Budget	Projected
Revenues			
Municipal Energy	468	-	500
Municipal Telecom	51,601	60,000	85,000
Municipal Power	536,644	600,000	700,000
Municipal Natural Gas	213,304	600,000	375,000
Google franchise tax	26,513	30,000	75,000
Grants	23,962	-	648,438
Corridor preservation	-	225,000	124,699
ARPA/cares	2,603,458	-	2,603,458
Interest earnings	71,449	60,000	160,000
Cares 2	-	-	13,200
Transfers in	-	1,000	4,297
Total Revenues	\$ 3,527,399	\$ 1,576,000	\$ 4,789,592
Expenses - Administration			
Magna 4th of July celebration	-	-	-
Building Maintenance	240	-	5,000
Covid Cares 2	930,550	-	930,550
Non classified	14,086	-	14,086
ARPA expenses	1,672,908	-	1,672,908
Total Administration	\$ 2,617,784	\$ -	\$ 2,622,544
Surplus/Deficit	\$ 909,615	\$ 1,576,000	\$ 2,167,048

Magna City Pleasant Green Cemetery Fund

Yearly Budget

63.66%

2/28/2026

	Actual to 2/28/2026	FY 2026 Budget	Projected
Revenues			
Sale of lots	16,446	25,000	20,000
Grave openings	5,800	10,000	10,000
Interest	1,639	-	7,500
Other revenue	10,746	5,000	11,000
Transfers In	-	40,000	-
Total Revenues	\$ 34,631	\$ 80,000	\$ 48,500
Expenses - Administration			
Grave opening expenses	9,150	1,000	10,500
Cremation expenses	3,450	1,500	4,000
Office supplies	-	-	-
Property tax	-	-	-
Travel/Mileage	-	-	-
Computer equipment/Software	-	2,500	2,500
Professional and technical	37,896	75,000	72,500
Sundry charges	-	-	-
Total Administration	\$ 50,496	\$ 80,000	\$ 89,500
Total Expenses	\$ 50,496	\$ 80,000	\$ 89,500
Surplus/Deficit	\$ (15,865)	\$ -	\$ (41,000)
Beginning Fund Balance			104,049
Surplus/Deficit			\$ (41,000)
Ending Fund Balance			63,049

Magna City Communities that Care Fund
Yearly Budget

63.66%

2/28/2026

Revenues	Actual to 2/28/2026	FY 2026 Budget	Projected
Intergovernmental	-	-	-
Operating transfers in	-	-	-
State Liquor allotment	-	25,000	25,000
Grants -Substance Use Disorder	41,667	125,000	125,000
Grants - Magna CTC	-	-	-
Grants- Safety & Success	173,604	500,000	500,000
Grants- Youth Court	24	-	100
Grants- Youth advocacy	-	-	-
Donations	150	-	150
Other revenue	-	25,000	25,000
Total Revenues	\$ 215,445	\$ 675,000	\$ 675,250
Expenses - Administration			
Wages	29,388	65,000	65,000
Employee Benefits	10,865	30,000	30,000
Awards	2,099	-	2,100
Subscriptions\Memberships	32	-	32
Travel/Mileage	2,865	-	3,500
Office Expense and Supplies	833	-	1,000
Training and seminars	722	-	1,000
Contractors	5,780	-	6,000
Programs (Afterschool)	7,350	-	7,500
Communications & PR	1,464	-	2,000
Events	4,342	-	5,000
Youth coalition	2,284	-	2,500
Sponsorships	841	-	1,000
Safety and success travel	1,729	-	2,500
Safety and sub awards	118,155	500,000	500,000
Safety & success Youth Court	509	10,000	10,000
Safety & success other expenses	2,248	15,000	15,000
Safety & success contractors	7,164	30,000	30,000
Equipment/computer purchases	1,531	-	1,531
Beer funds	-	25,000	25,000
Reserves	-	-	-
Total Administration	\$ 200,201	\$ 675,000	\$ 710,663
Total Expenses	\$ 200,201	\$ 675,000	\$ 710,663
Surplus/Deficit	\$ 15,244	\$ -	\$ (35,413)

Magna City CRA Reinvestment Fund

Yearly Budget

63.66%

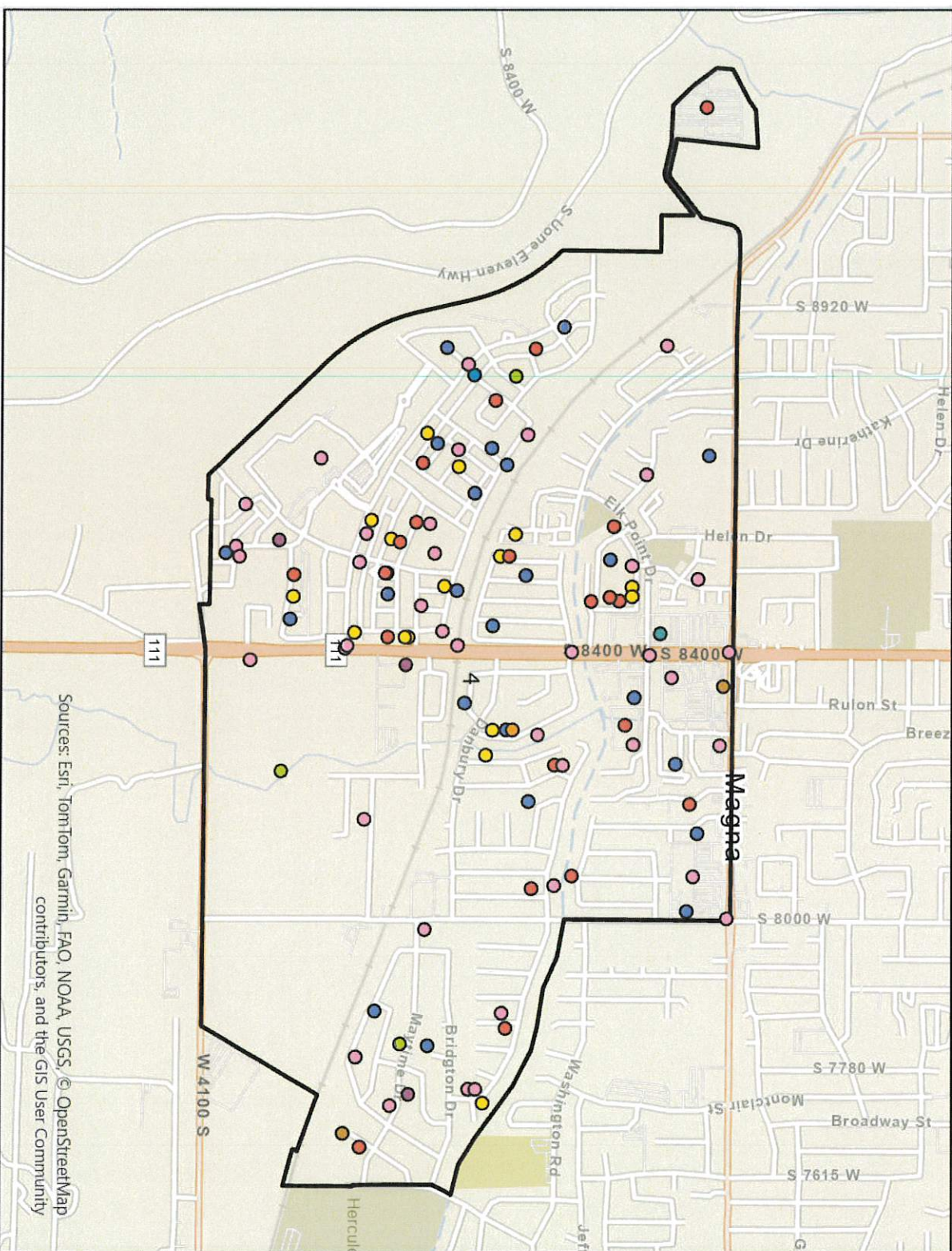
2/28/2026

	Actual to 2/28/2026	FY 2026 Budget	Projected
Revenues			
Met Taxes	-	-	-
General CRA funds		25,000	25,000
Magna Main	1,563,644	-	1,563,644
Housing	726,931	-	726,931
Arbor park	249,744	-	249,744
Interest earnings	60,277	-	75,000
Transfers In	-	-	-
Total Revenues	\$ 2,600,596	\$ 25,000	\$ 2,640,319
Expenses - Administration			
General attorney	10,926	-	20,000
Park maintenance	4,149	-	12,000
Professional and technical	12,000	-	36,000
Utilities - water	-	-	-
Sundry charges	-	25,000	-
Total Administration	\$ 27,075	\$ 25,000	\$ 68,000
Total Expenses	\$ 27,075	\$ 25,000	\$ 68,000
Surplus/Deficit	\$ 2,573,521	\$ -	\$ 2,572,319

MAGNA

DISTRICT 4

MARCH 2026



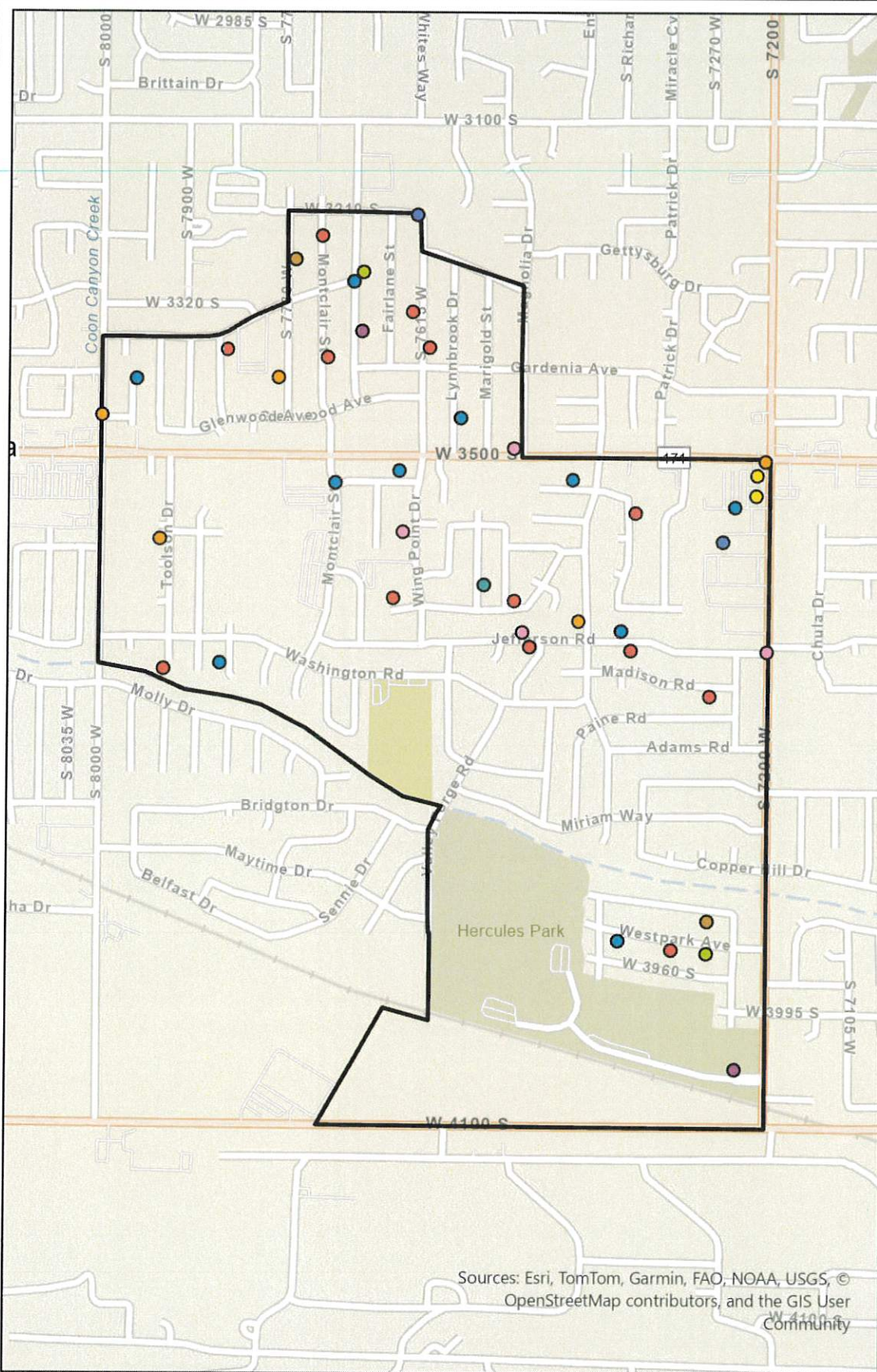
- Total = 151**
- ASSAULT (7)
 - BURGLARY (3)
 - BURGLARY ALARM (5)
 - DAMAGED PROP (2)
 - DRUGS (2)
 - FAMILY OFFENSE (19)
 - FRAUD (1)
 - INV OF PRIVACY (5)
 - LARCENY (5)
 - PUBLIC ORDER (32)
 - PUBLIC PEACE (21)
 - ROBBERY ALARM (1)
 - RUNAWAY (1)
 - SEXUAL ASLT (1)
 - SEXUAL OFFENSE (2)
 - STOLEN VEHICLE (1)
 - TRAFFIC (42)
 - WEAPON OFFENSE (1)



MAGNA

DISTRICT 5

MARCH 2026



Total = 58

- ASSAULT (1)
- BURGLARY (4)
- BURGLARY ALARM (1)
- DAMAGED PROP (1)
- DRUGS (2)
- ESCAPE (3)
- FAMILY OFFENSE (5)
- FRAUD (2)
- KIDNAP (1)
- LARCENY (3)
- PUBLIC ORDER (15)
- PUBLIC PEACE (13)
- ROBBERY ALARM (1)
- SEXUAL ASLT (1)
- TRAFFIC (5)

Sources: Esri, TomTom, Garmin, FAO, NOAA, USGS, ©
OpenStreetMap contributors, and the GIS User
Community





Magna City Council & Community Update

April 14, 2026



Our Vision: A sustainable, united organization that provides for the welfare of our communities.

Our Mission: To provide sustainable quality integrated waste and recycling collection services for the health and safety of our community... because not everything fits in the can.

Our Goals: Sustain a High 90th percentile of Customer Satisfaction, Achieve a High 80th Percentile of Employee Satisfaction, Environmental and Financial Stewardship and Loss Prevention.

WFWRD Services Overview



Base Residential Services (\$26/month) include:

- Weekly 96-gallon curbside garbage & recycling collections
- Bulky waste collection via Seasonal Container Reservation Program (SCRP)
 - April through September (~\$1.2M/year)
- Landfill Vouchers for a residential truck, car, or trailer loads (~\$75k/year)
- Central glass drop-off recycling locations and hauling
- Container Repair and Replacement (5 to 7 business days)
- Seasonal Services:
 - Central leaf bag distribution, collections/hauling, and disposition (~\$125k/year)
 - Curbside Christmas tree collections and disposition (~\$75k/year)
- Recycling Education & Outreach and Special Events participation
- In-House, Local Customer Service (M-F 8am-4:45pm)
- In-House, Local Billing/Account Management
 - Monthly Billing began in 2026 (first bill in February)

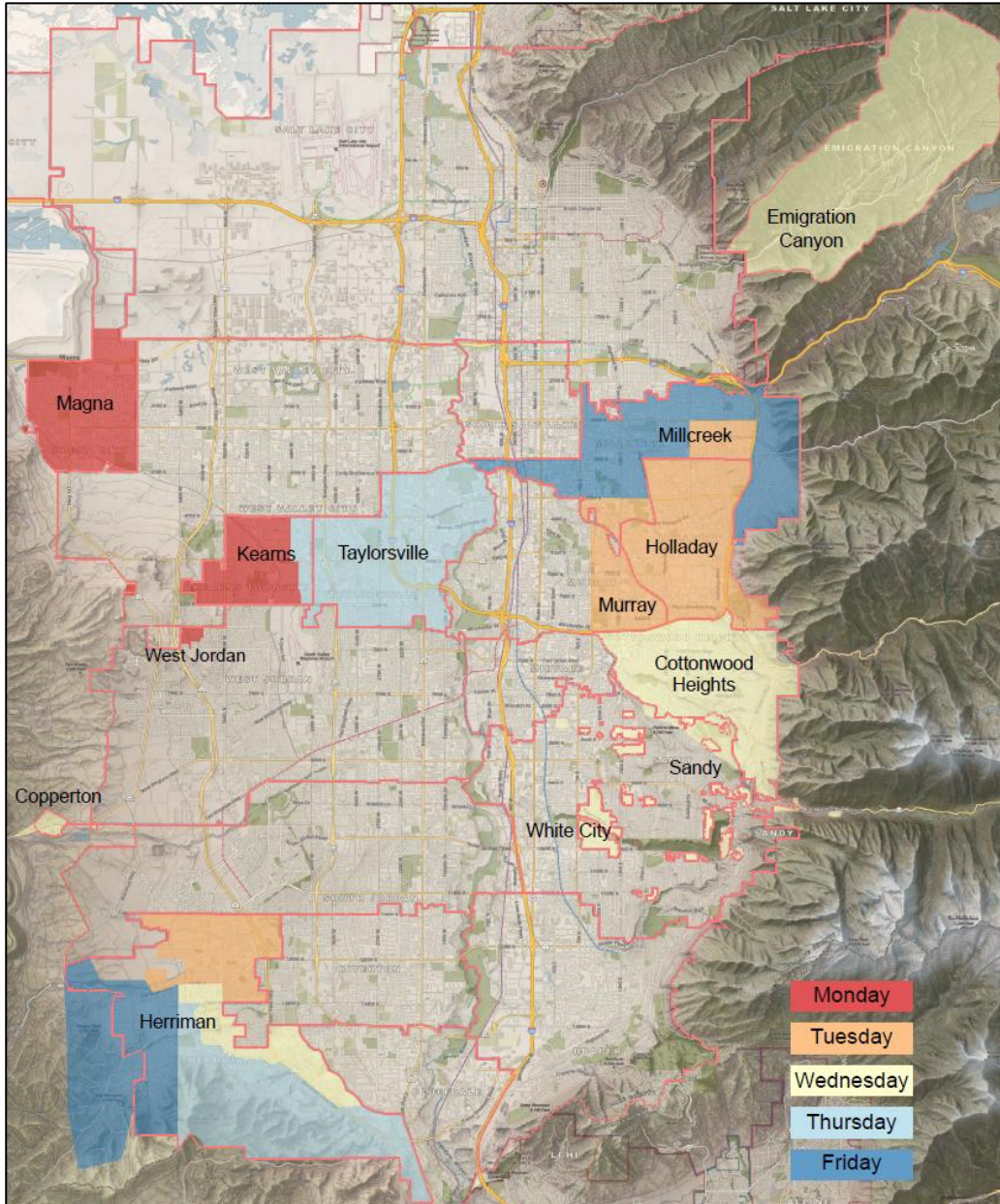
Subscription Services:

- Curbside Green Waste Reclamation Services (March-December)
 - \$12.00 per month
- Curbside Glass Recycling
 - \$8.50 per month



**2025 District-wide Tonnages
Jan. 1 - Dec. 30, 2025**

WFWRD Service Areas



Service Area	No. of Homes Serviced
Millcreek	15,748
Taylorsville	13,790
Herriman	10,906
Kearns	10,023
Cottonwood Heights	9,978
Holladay	9,091
Magna	7,991
Murray	2,865
White City	1,826
Sandy Hills	819
Emigration Canyon	607
Brighton	591
Sandy City	506
Willow Creek	501
Granite	435
Copperton	285
Willow Canyon	248
Southwest	211
Other	56
Big Cottonwood Canyon	13
4B Lane	5
Totals	86,495

- *WFWRD services nearly 8,000 households in Magna City*
- *86,495 total homes serviced as of December 31, 2025*
- *Collection and go-back days are established to maximize efficiencies*
- *Disposition facilities for trash and recycling are based on geographic service area and cost*
- *“Other” includes Little Cottonwood Canyon and North Salt Lake County*

Homes Serviced by WFWRD



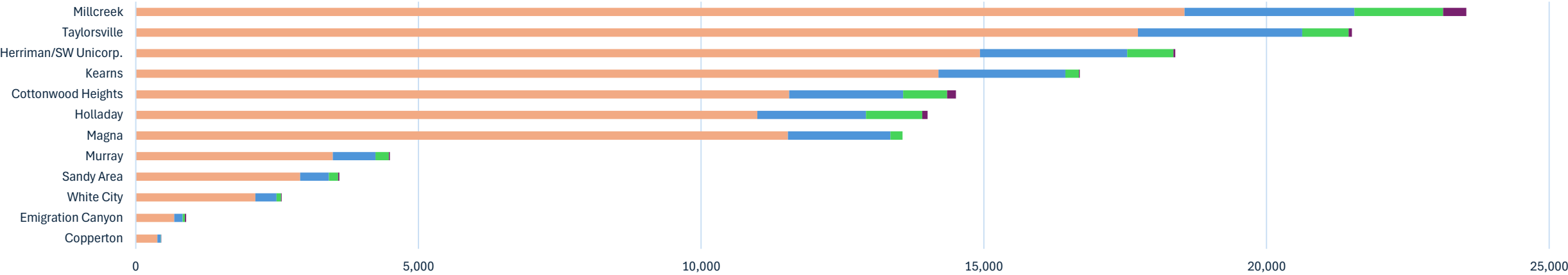
Total Homes Serviced & Cans per Service Area as of December 31, 2025

Service Area	No. of Homes Serviced	Trash Cans Combined	Recycle Cans Combined	Green Cans Combined	Glass Cans Combined	Total Cans
Millcreek	15,748	16,838	15,656	3,343	821	36,658
Taylorsville	13,790	15,650	13,903	1,697	117	31,367
Herriman	10,906	12,445	11,273	1,866	-	25,584
Kearns	10,023	10,988	10,184	520	-	21,692
Cottonwood Heights	9,978	10,985	10,084	1,756	405	23,230
Holladay	9,091	10,399	9,164	1,841	364	21,768
Magna	7,991	8,763	8,040	474	-	17,277
Murray	2,865	3,172	2,863	433	102	6,570
White City	1,826	2,018	1,848	182	21	4,069
Sandy Hills	819	942	831	103	8	1,884
Emigration Canyon	607	629	592	92	60	1,373
Brighton	591	-	-	-	-	-
Sandy City	506	588	505	70	13	1,176
Willow Creek	501	618	518	97	6	1,239
Granite	435	545	446	53	24	1,068
Copperton	285	301	287	8	-	596
Willow Canyon	248	273	249	50	9	581
Southwest	211	256	222	3	-	481
Other	56	-	-	-	-	-
Big Cottonwood Canyon	13	-	-	-	-	-
4B Lane	5	11	2	-	-	13
Totals	86,495	95,421	86,667	12,588	1,950	196,626

2025 Curbside Tons Collected by Service Area

2025 Curbside Tons by Service Area, Material Type, and Disposition Facility											
Service Area	SLV LF	SLV TS	TransJordan	Total Curbside Waste	RMR	WM	Total Recycle	Curbside Green	Glass	Totals	Diversion Rate
Millcreek	193.63	18,357.46	-	18,551.09	3,004.67	-	3,004.67	1,567.89	409.50	23,533.15	21%
Taylorville	1,732.20	15,992.35	-	17,724.56	2,305.00	601.94	2,906.94	822.53	57.50	21,511.53	18%
Herriman/SW Unicorp.	-	-	14,931.67	14,931.67	2,605.92	-	2,605.92	817.21	33.76	18,388.56	19%
Kearns	11,707.03	2,492.38	-	14,199.41	59.46	2,186.00	2,245.46	239.48	11.87	16,696.21	15%
Cottonwood Heights	-	11,556.87	-	11,556.87	2,015.71	-	2,015.71	776.36	159.13	14,508.07	20%
Holladay	-	10,994.93	-	10,994.93	1,920.75	-	1,920.75	996.51	94.40	14,006.59	22%
Magna	11,057.86	479.08	-	11,536.94	43.18	1,768.71	1,811.89	213.01	-	13,561.84	15%
Murray	-	3,486.49	-	3,486.49	754.37	-	754.37	236.73	17.74	4,495.33	22%
Sandy Area	-	2,908.48	-	2,908.48	505.90	-	505.90	163.92	23.17	3,601.48	19%
White City	-	2,113.68	-	2,113.68	375.89	-	375.89	80.61	8.50	2,578.68	18%
Emigration Canyon	-	679.07	-	679.07	150.29	-	150.29	40.53	19.73	889.62	24%
Copperton	-	-	381.25	381.25	64.10	-	64.10	3.57	0.86	449.78	15%
Totals	24,690.72	69,060.79	15,312.92	109,064.43	13,853.16	4,556.65	18,409.81	5,958.34	836.16	134,268.74	18.77%

2025 Curbside Tons Collected by Service Area



	Copperton	Emigration Canyon	White City	Sandy Area	Murray	Magna	Holladay	Cottonwood Heights	Kearns	Herriman/SW Unicorp.	Taylorville	Millcreek
Curbside Waste	381.25	679.07	2,113.68	2,908.48	3,486.49	11,536.94	10,994.93	11,556.87	14,199.41	14,931.67	17,724.56	18,551.09
Recycle	64.10	150.29	375.89	505.90	754.37	1,811.89	1,920.75	2,015.71	2,245.46	2,605.92	2,906.94	3,004.67
Curbside Green	3.57	40.53	80.61	163.92	236.73	213.01	996.51	776.36	239.48	817.21	822.53	1,567.89
Glass	0.86	19.73	8.50	23.17	17.74	-	94.40	159.13	11.87	33.76	57.50	409.50

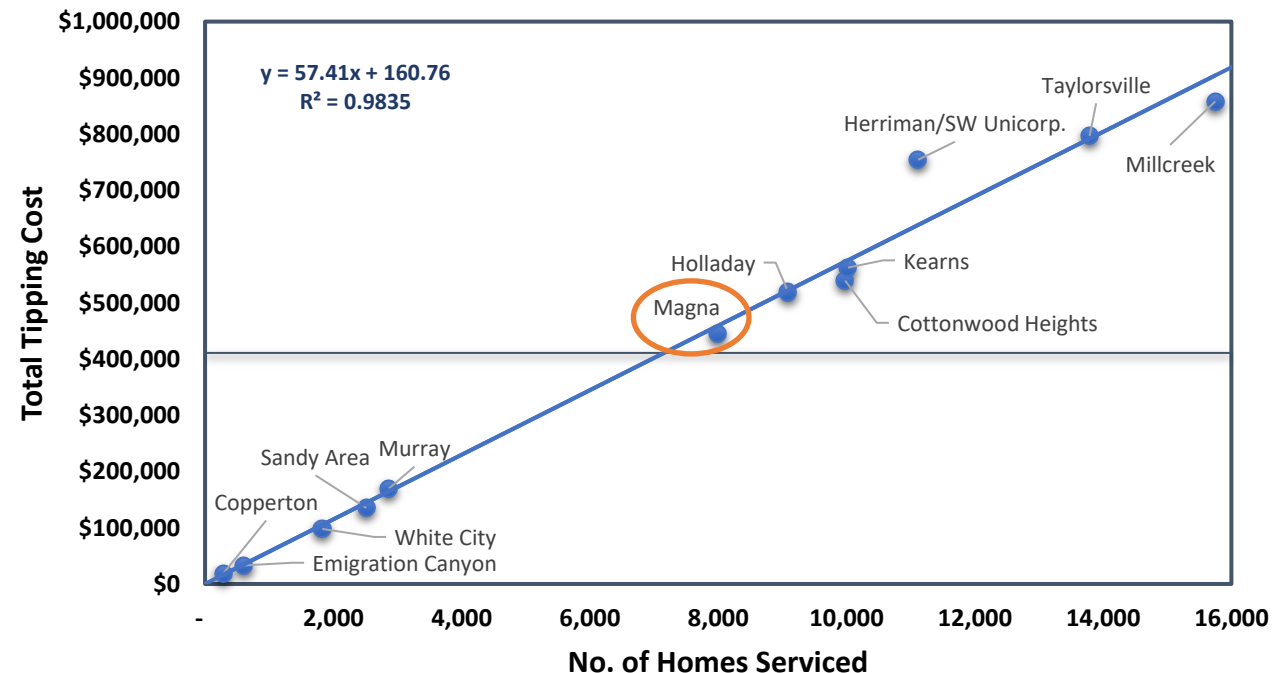
Curbside Waste Recycle Curbside Green Glass

Cost Comparisons to Other Companies/Agencies/Service Areas

- WFWRD has developed a new service cost comparison throughout the Salt Lake metropolitan area, including Salt Lake County, Utah County, and Davis County
- Due to the varying types of services offered, costs comparisons are often ‘apples to oranges’ and are not directly comparable (e.g., biweekly v. weekly recycle collection)
- WFWRD has learned that several cities utilize general fund sources to provide ancillary and administrative services whereas WFWRD operates as a single enterprise fund with limited revenue sources and overall serviceability

2025 Curbside Tipping Costs by Service Area & Material Type				
Service Area	Curbside Waste	Total Curbside Recycle	Curbside Green	Totals
Millcreek	\$685,281.89	\$146,064.32	\$26,656.59	\$858,002.80
Taylorsville	\$642,868.43	\$139,646.83	\$14,108.12	\$796,623.37
Herriman/SW Unicorp.	\$612,907.08	\$127,437.37	\$13,960.72	\$754,305.17
Kearns	\$438,508.07	\$119,840.16	\$4,093.69	\$562,441.93
Cottonwood Heights	\$427,652.06	\$98,635.68	\$13,211.67	\$539,499.41
Holladay	\$407,030.55	\$94,747.87	\$16,860.16	\$518,638.58
Magna	\$344,824.23	\$97,096.32	\$3,638.94	\$445,559.49
Murray	\$129,069.46	\$36,572.31	\$4,005.24	\$169,647.01
Sandy Area	\$107,625.91	\$24,755.62	\$2,789.47	\$135,171.00
White City	\$78,214.92	\$18,393.67	\$1,371.75	\$97,980.33
Emigration Canyon	\$25,128.26	\$7,162.80	\$689.70	\$32,980.76
Copperton	\$15,649.16	\$3,134.65	\$61.03	\$18,844.84
Totals	\$3,914,760.02	\$914,678.22	\$101,447.08	\$4,930,885.32

2025 Total Curbside Tipping Costs by Service Area and Number of Homes Served



Cost Comparisons to Other Companies/Agencies/Service Areas

Attribute/Service <i>(all costs are on a per/month basis unless specifically noted)</i>	Salt Lake City	Ogden	WFWRD	Farmington	Cedar Hills	West Jordan	Pleasant Grove	Sandy <i>(non-WFWRD)</i>	Layton
Base Services (Trash & Recycling)									
Base Rate (per month, residential)	90-Gal: \$36.52 60-Gal: \$30.75 40-Gal: \$24.09	\$26.14 - 96-Gal (Garbage & Recycling) \$20.68 - 64-Gal (Garbage & Recycling)	\$26.00 <i>(96-Gal Cans)</i>	\$24.40 (with recycling) <i>\$20.50 (garbage only)</i>	\$24.33 (with recycling) <i>\$12.83 (garbage only)</i>	\$23.43 <i>(Includes Seasonal Waste Can)</i>	\$22.12 (with recycling) <i>\$14.08 (garbage only)</i>	\$21.75 <i>(includes "Bulk Waste Fee")</i>	\$21.15 (with recycling) <i>\$13.65 (garbage only)</i>
Services <i>Included in Base Rate</i>									
Recycling Pickup ✓ = Weekly ✓ = Bi-weekly	✓	✓	✓	✓	✓	✓	✓	✓	✓
Bulky Waste Program (included in base service): ✓ = Curbside/Driveway ● = Central Drop-off or Other	✓	●	✓	✗	●	●	●	✓	✗
Landfill Voucher	✗	✓	✓	✗	✓	✗	✓	✗	✗
Leaf Collection (included in base service): ✓ = Curbside, ● = Central Drop-off or Other	✗	●	●	✗	✗	✗	✗	✗	✗
Christmas Tree Collection (included in base service): ✓ = Curbside, ● = Central Drop-off or Other	✓	✗	✓	✓	●	✓	●	●	✓
Curbside Green Waste	✓	✗	✗	✗	✗	✗	✗	✗	✗
Glass Recycling (included in base service): ✓ = Curbside, ● = Central Drop-off	●	●	●	●	✗	●	✗	✗	●
Moving Boxes Pickup	✗	✗	✓	✗	✗	✗	✗	✗	✗
In-House Customer Service: ✓ = Handle W&R Only ✓ = General Public Works or City	✓	✓	✓	✗	✗	✓	✓	✓	✓
In-House Billing & Account Mgmt ✓ = Refuse specific ✓ = Public Works or Other	✓	✓	✓	✗	✓	✓	✗	✓	✓
Additional Program Details									
Curbside Green Waste Subscription									
- Offered?	✗	✗	✓	✓	✗	✗	✗	✗	✗
- Rate (per month)	Included in base rate	N/A	\$12.00	\$9.70	N/A	N/A	N/A	N/A	N/A
Curbside Glass Subscription									
- Offered?	✓	✗	✓	✗	✗	✗	✗	✓	✗
- Rate (per month)	\$8.49	N/A	\$8.50	N/A	N/A	N/A	N/A	\$8.00	N/A
Additional Waste or Recycling Can									
- Offered?	✓	✓	✓	✓	✓	✓	✓	✓	✓
- Rate (per can/month)	90-gal: \$36.52 60-gal: \$30.75 40-gal: \$24.09	Garbage/Rec: \$22.80	\$19.50 Garbage \$5.00 Recycling	Garbage: \$25.00 Rec: \$25.00	Garbage: \$10.05 Recycling: \$8.98	Garbage: \$14.40 Rec: \$7.21	Garbage ONLY: \$10.68	2nd Garbage: \$8 2nd Rec: \$2.55 3rd Garbage: \$15.95	Trash: \$10.95 Rec: \$10.95

2025 Preliminary Revenues & Expenses *(unaudited)*



	YTD Actuals	Budget 2025	Percent of Budget
Revenues			
Total Revenues	\$ 32,901,016	\$ 31,292,700	105.14%
Expenses			
Personnel Expenses			
Total Personnel Expenses	\$ 11,022,435	\$ 12,803,700	86.09%
Operating Expenses			
Fuel	\$ 1,118,654	\$ 1,641,500	68.15%
Maintenance	4,868,365	5,078,600	95.86%
Disposal Fees SLValley Landfill	3,758,741	3,880,000	96.87%
Disposal Fees TransJordan and Other	707,690	770,700	91.82%
Vendor Recycling Fees	903,436	1,045,000	86.45%
Can Purchases	609,769	565,000	107.92%
County Interlocal IT/Phone Services	273,482	241,200	113.38%
Land Leases	11,500	11,900	96.64%
County Interlocal Shared Bldg Costs	355,352	370,900	95.81%
County Interlocal Operations/Truck Lease	137,409	143,800	95.56%
Attorney/Legal	47,771	37,300	128.07%
Property Insurance/Claims	389,734	330,500	117.92%
Other (mailing, postage, office, adv)	1,329,587	1,677,860	79.24%
Depreciation	2,361,207	2,620,000	90.12%
Interest Expense	48,249	74,740	64.56%
Total Operating Expenses	\$ 16,920,946	\$ 18,489,000	91.52%
Total Expenses	\$ 27,943,381	\$ 31,292,700	89.30%

- 2025 financials do not include capital replacement expenses
 - 2025 approved capital expenses totaled \$5.57M (actual = \$2.66M)
- WFWRD has implemented several cost-savings measures in 2025 while retaining all lines-of-service
 - Reduction-in-Force (RIF) – 3 FTEs
 - Reclassification of some administrative positions
 - Optimizing scheduling and routing to minimize overtime/maximize efficiencies
 - Verification of reported missed pickups
 - SCRIP and Landfill Voucher process optimization
 - Ongoing vendor renewal negotiations
 - Purchase of diesel v. CNG trucks due to elevated costs
- Absorbing increased costs, where practicable

2025 Costs Savings Realized

Description	Cost Savings	Notes
Purchase of Diesel v. CNG Trucks (\$50,000 × 8)	\$400,000	One-time (ongoing in 2026)
Reduction-in-Force (RIF)	\$225,000	Ongoing
Underfilling Supervisor/QA Positions	\$265,000	Ongoing
Administrative Reclass (i.e., Controller/Treasurer)	\$35,000	Ongoing
Route Optimization (fuel/R&M/tipping fee reduction)	\$550,000	Ongoing
Scheduling Optimization (Reduction in Overtime)	\$135,000	Ongoing
Verification of Reported Missed Pickups	\$95,000	One-time (ongoing in 2026)
Limited Can Service Audit (underbilled accounts)	\$90,000	Ongoing
Vendor Transitions & Renewal Negotiations	\$25,000	Ongoing

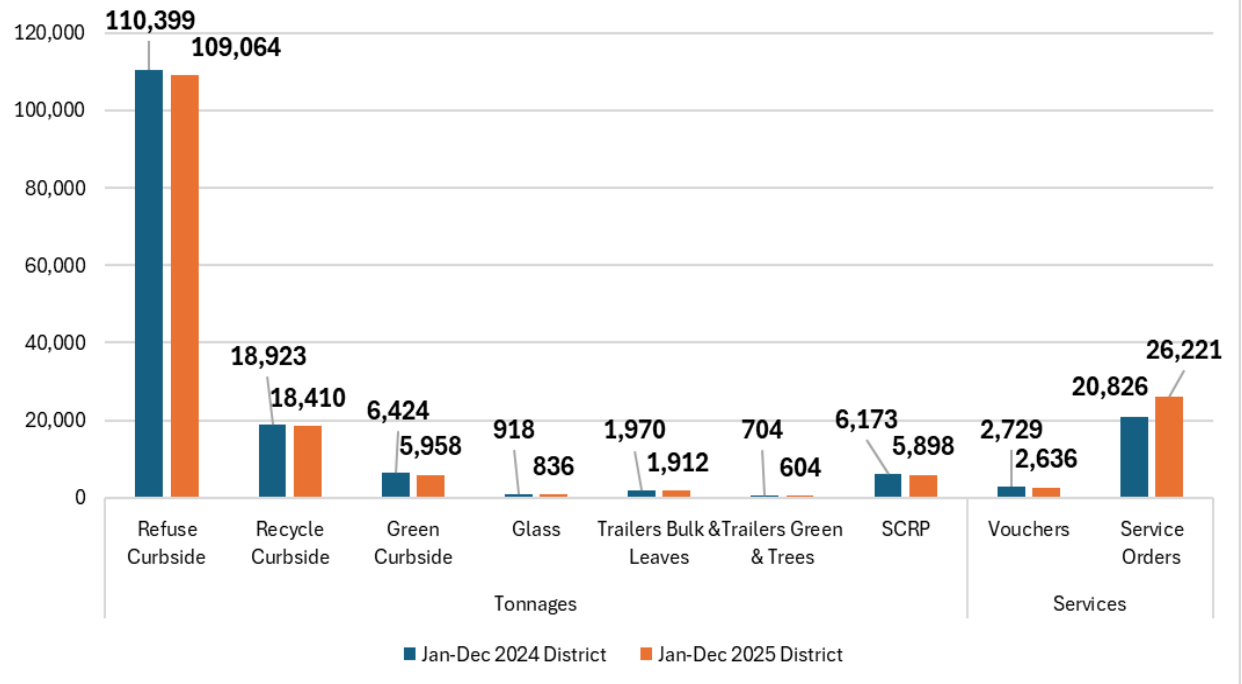
- Quantifiable **cost savings for calendar 2025 totaled \$1,820,000**, many of which include ongoing savings in 2026
 - This equates to ~5% of the combined operating and capital budget (\$36.8M) that was approved for 2025
- **Priorities, Goals, and Initiatives** (PGIs) being led by the General Manager will track efficiency and cost savings throughout the calendar year and will identify ongoing v. one-time costs savings
 - New cost savings identified as of March 2026 already exceed \$500k with additional savings anticipated throughout 2026

Magna Service Area

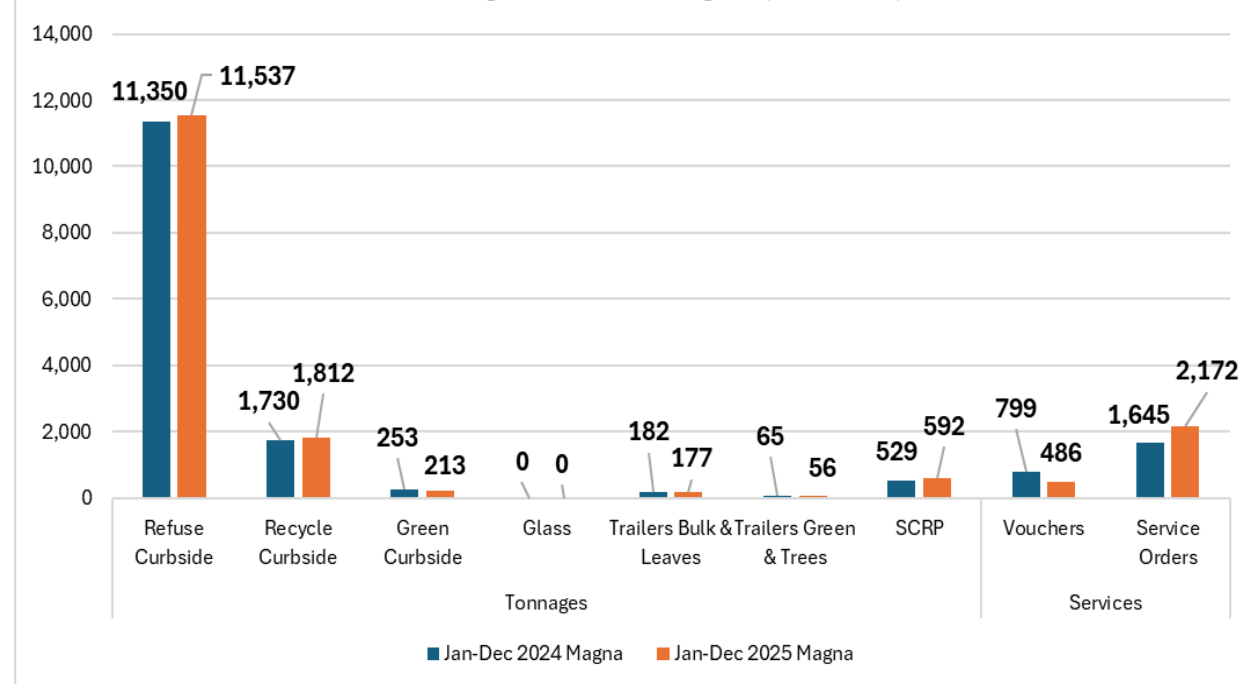
January through December Tonnage Comparisons and Landfill Vouchers



2024 District vs 2025 District (Jan - Dec)



2024 Magna vs 2025 Magna (Jan - Dec)



- ✓ 2024: 2,729 Landfill Vouchers redeemed District-wide at the Trans-Jordan & Salt Lake County Sites totaling \$42,370 in customer savings
- ✓ 2025: 2,636 Landfill Vouchers redeemed District-wide at the Trans-Jordan & Salt Lake County Sites totaling \$41,800 in customer savings

- ✓ 2024: 799 Landfill Vouchers redeemed by Magna Service Area residents totaling \$12,784 in customer savings
- ✓ 2025: 486 Landfill Vouchers redeemed by Magna Service Area residents totaling \$7,776 in customer savings

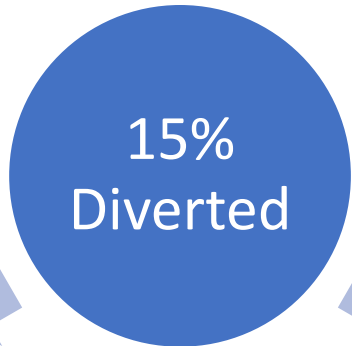
January-December 2025 Magna Service Area Tonnages and Diversion



Curbside Refuse
(Garbage): 11,537 tons
collected



Curbside Green Waste:
Approximately 213 tons
diverted (463 Subscribers)



Curbside Recycling:
1,812 tons diverted



- ✓ The 7,991 homes in the Magna Service Area are ~9% of the 86,495 homes serviced by the District
- ✓ Magna Service Area residents diverted 15% of waste away from the landfill
- ✓ Average garbage disposal fee for Magna = \$29.89 per ton (Salt Lake Valley landfill & transfer station)
- ✓ Average recycling processing fee for Magna at Rocky Mountain Recycling = \$43.97 per ton. At Waste Management = \$53.82 per ton.
 - ✓ Overall was \$53.59 per ton
- ✓ Recycling contamination rate has decreased 13.5% from 2022 averaging a 4.5-point reduction per year
- ✓ Processing for green curbside = \$17.08 per ton

Recycle Can Guide

Recyclables must be empty, clean, and dry. **NO BAGS!**



Accepted Items

Plastic Bottles & Jugs (Leave lids on bottles)



Plastic Tubs & Plastic Jars



Paper Clean office paper, mail and newsprint. (NO paper plates/cups, or paper towels/tissues)



Cardboard & Paperboard



Metal Cans



Aluminum, tin, and empty aerosol cans

Make sure your recycling can lid closes completely. Break down cardboard boxes to fit inside the container and help prevent service interruptions.

Hard to Recycle Materials

Do you have a hard to recycle item? Scan this QR code to see drop off locations for hard to recycle materials!



Not Accepted Items



Styrofoam



Electronics*



Glass*



Scrap Metal*



Clothing and Shoes*



Plastic bags/film* (No bagged recyclables)



Bulk Rigid Plastic*



Yard Waste*



Tanglers



Food Waste*

* Items may be recycled/reused via other programs in your area. Scan the "Hard to Recycle" QR code for resources

Green Waste Can Guide



Accepted Items



Weeds and lawn clippings



Sticks and branches



Tea bags & coffee grounds (NO COFFEE FILTERS)



Leaves (NO BAGS)



Eggshells



Fruits and vegetables (Please remove stickers)

Accepted items are delivered to Salt Lake Valley Landfill where they are turned into nutrient-rich compost!

- Items not listed should be discarded or recycled separately.
- Keep all items loose – do not bag or tie any material in bundles.
- Make sure the lid closes completely, and cut down branches to fit inside.

Not Accepted Items



Compostable or biodegradable packaging



Animal Waste



Paper and cardboard products



Meat or Dairy Products



Bagged items



Sod, dirt or rocks



Construction wood or lumber



Trash

Seasonal Container Reservation Program (SCRP) Updates



City	% of Repeats 2023	% of Repeats 2024	% of Repeats 2025
4B Lane	100%	100%	50%
Copperton	35%	77%	64%
Cottonwood Heights	34%	38%	14%
Granite	57%	35%	25%
Herriman	36%	40%	33%
Holladay	25%	41%	30%
Kearns	38%	41%	23%
Magna	35%	40%	16%
Millcreek	39%	36%	11%
Murray	34%	43%	36%
Sandy City	17%	50%	5%
Sandy Hills	27%	21%	22%
Southwest	73%	21%	54%
Taylorsville	34%	34%	11%
White City	34%	37%	3%
Willow Canyon	60%	33%	44%
Willow Creek	38%	40%	35%
Avg %	42%	43%	28%

- In 2026, WFWRD is strategizing to increase SCRП service capacity to better meet SCRП service demand
- The overall bulky waste program offered by WFWRD is being evaluated in an attempt to identify and implement the optimal program structure (estimated 2027, if applicable)
- The fee-based residential trailer rental program is unavailable in 2026 with a shift of resources to support SCRП
- The tiered reservation system has continued to be refined and optimized in 2026

Historical & 2026 Projected	2023	2024	2025	2026
Seasonal Budgeted Positions (Drivers/Ground Crew)	10 / 4	10 / 4	10 / 4	12 / 0
Permanent Budgeted Positions (Drivers)	NA	NA	NA	2
Total Budgeted Positions (Seasonal & Permanent)	10 / 4	10 / 4	10 / 4	14 / 0
Actual Positions (Drivers/Ground Crew)	6 / 3	6 / 3	8 / 0	TBD
Trucks Leased / Owned	10 / 3	8 / 4	8 / 3	10 / 4
Days of Program	119	120	120	TBD
Total Containers Delivered	7,421	7,105	7,457	TBD
Containers Delivered per Day	62	59	62	≥72



Tiered Process: How it Works

- **“Early Bird” Customers:** Residents who were either on last year’s waitlist and did not receive a container, or who did not participate in last year’s program, will receive early/priority access to reserve a container before general reservations open (generally a two-day window)
- **“General Access” Customers:** All remaining eligible residents in the service area. After the “Early Bird” window closes, any open reservation spots are made available on a first-come, first-served basis to eligible residents, including those who previously had a container

Key Takeaways from Last Year:

- Starting mid-season last year, reservation slots began opening at 8:00am instead of midnight, and will continue the same this year.
- Because the volume is spread out over a tiered program, we are able to handle the call volume beginning at 8:00am each reservation opening day
- No need for three different tiers, narrowing the program to two tiers to allow “Early Bird” customers a longer amount of time to make their reservations
- Will explain how the program works in community newsletters and social media posts early on in the year

2025 SCRCP Detail by City/Service Area



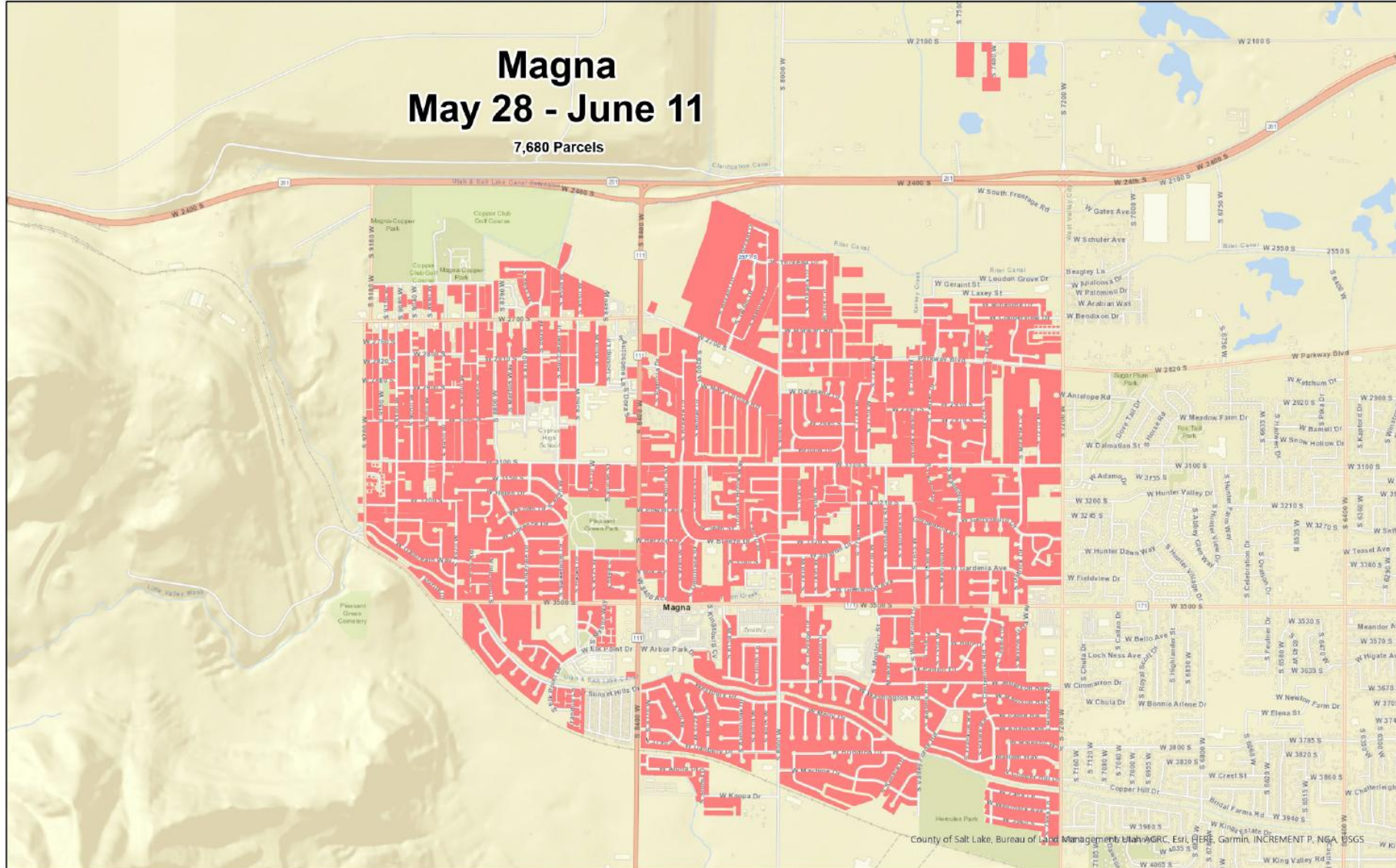
Municipality/Area	# of Homes in WFWRD	# of SCRCP Days	# of Reservation Spots Available	# of Additional Waitlist Requests	Total Tracked Requests ¹	# of Containers Delivered	% Waitlist Fulfilled	Containers Serviced as a % of WFWRD Homes	Total Tons Collected	Avg. Tons per Container
Holladay	9,083	17	1020	680	1,700	859	36%	9%	549.04	0.64
Murray	2,865					210		7%	133.59	
Cottonwood Heights	9,974	16	960	725	1,685	929	29%	9%	582.20	0.63
Willow Creek	500					55		11%	230.23	
Granite	435	3	180	141	196	40	45%	9%	30.30	0.76
Sandy Hills/Sandy City	1,323					118		9%	89.37	
Willow Canyon	248					36		15%	27.27	
4B Lane (6 homes)	5					2		40%	1.51	
White City	1,826	3	180	164	344	193	34%	11%	139.12	0.72
Herriman, So West	11,056	15	900	460	1,360	898	61%	8%	498.00	0.55
Copperton	285	5	300	7	307	25	100%	9%	13.86	0.55
Magna	7,982	11	660	465	1,125	662	23%	8%	583.08	0.88
Kearns	10,023	15	900	608	1,508	930	25%	9%	765.00	0.82
Taylorville	13,789	19	1140	895	2,035	1,194	13%	9%	1,130.83	0.95
Millcreek	15,742	21	1260	820	2,080	1,306	23%	8%	1,096	0.84
Totals or Avg.	85,136	120	7,500	4,965	12,340	7,457	29%	9%	5,869	0.79

In order of areas serviced

2026 Magna City SCRP Service Dates



Seasonal Container Reservation Program Magna 5/28/2026 - 6/11/2026



2026 Supplemental Bulky Waste Offerings



Additional residential bulky waste drop-off and logistics (June 2-4: 8am-2pm)

- Up to 30 residential loads per hour – [online reservations at WFWRDUTAH.gov](https://www.wfwr.org/utah)
- Staffed and coordinated by WFWRD



NEW SERVICE OFFERINGS FROM WFWRD

Specialty Curbside Collection Services (Residential Only)

Base Pickup Rate - Specialty Collections

Beginning May 1st, 2026



Valley (In-District):
per household
\$20.00



Canyon Communities (In-District):
per household
\$30.00



Valley (Out-of-District):
per household
\$40.00


Tires

No Rim **\$5.00** each
With Rim **\$6.00** each



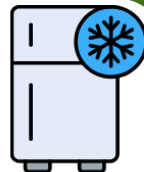
Mattresses

\$20.00 each



Appliances

Freon-Containing
\$25.00 each



Appliances

Non-Freon-Containing
\$10.00 each



Forget to set out your can or need an extra pickup?

We've got you covered!

\$25.00 per trip

Service for In-District Residents Only. Base pickup rate does not apply for this service.



AVAILABLE NOW!

By request, subject to availability and geographic location.



(385) 468-6325



WWW.WFWRDUTAH.GOV



WASATCH FRONT
Waste & Recycling District

2027 Bulky Waste Considerations

- **WFWRD is in the preliminary stages of evaluating a curbside bulky waste model**
 - Would eliminate the need for containers and individual deliveries to/from the landfill/transfer station
 - Average tons/container in 2025 was 0.79 with 7,457 individual hauls to a disposal/transfer facility
 - Rear load trucks can haul a capacity of up to 9.0 tons per load
 - If rear loads were used in 2025 with a maximum payload of ~9.0 tons, the **number of hauls would have been reduced from 7,457 to 655**, significantly reducing mileage/fuel, driver time, and repair and maintenance costs
- A curbside program would utilize a rear load truck, front-end loader, and a laborer/helper
 - Two crews on rotation would significantly increase capacity and frequency of service
 - Would reduce the reliance of seasonal drivers
 - Would eliminate the need to lease hook lift trucks from the County (10 in 2026)
 - Would reduce repair, maintenance, and fuel costs (28,000 miles driven in 2025)
- What would we need?
 - Support from partner cities and code compliance departments
 - Large-scale education and outreach campaign
- Existing SCRP containers could be used as a fee-based service for construction and demolition debris, remodels, roofing replacements, etc.





SCRP Acceptable & Prohibited Materials

- **Non-WFWRD bulky waste programs do not accept a variety of materials being accepted via SCRCP:**
 - Construction and demolition debris
 - Rocks, sod, dirt, cinderblocks, and other heavy weight materials
 - Asphalt shingles, roofing replacement materials, contractor/home renovation waste
- **In 2026, WFWRD has updated its SCRCP agreement to explicitly prohibit the following materials (potential assessments):**
 - Tires (of any size or quantity)
 - Hazardous, radioactive, toxic, or other regulated wastes, including but not limited to asbestos, solvents, paints, hydrocarbons, antifreeze, pesticides, herbicides, propane tanks, gasoline, freon, batteries, fuel/oil products of any kind, compressed gases, polychlorinated biphenyls (PCBs), mercury or mercury containing devices, uranium mill tailings, and biohazardous or infectious laboratory/medical waste
 - Materials contaminated with or used in the production of methamphetamines
 - Ammunition, firearms, or explosives
 - Engines, transmissions, or other items that may pose risks to human health and the environment (e.g., catalytic converters, lead acid batteries, and lithium batteries, including electric vehicle batteries)
 - Barrels, drums, or containers over five (5) gallons in capacity unless they have been completely emptied, had the top removed, been cut or punctured to render them unusable, and contain no residue
 - Freon or freon-containing appliances
 - Animal carcasses and human excrement, remains, or body parts
 - Materials containing free liquids as defined in 40 CFR 260.10
 - Materials generated by commercial, contractor, or industrial activities
 - Materials that attract, generate, or harbor vermin or rodents, present conditions that are harmful to public health, or that create a fire hazard, safety hazard, odor, or nuisance

Upcoming Items & Initiatives

- **Transition to new payment services platform (May 2026)**
 - Simple and secure payments
 - Online, in-person, phone (IVR), automatic payments, etc.
 - Paperless and autopay customers will need to register an account
 - Customers with emails on file will receive a notice with a link to register an account (noreply+wasatch-fwr-district@paydici.com)
- **Transition to postcard billing (June 2026)**
 - Reduced printing and mailing costs (\$200k annually)
 - Paperless, e-bills are strongly encouraged
- **Board of Trustees Strategic Planning Retreat (April 27)**
- **Line-of-Service Financial Assessment by Geographic Service Area**
 - WFWRD service areas are not all the same (density, needs, wants)
 - Considerations for differing service levels (weekly v. biweekly recycling)
- **Continued bulky waste program improvement analysis**
- **Curbside Glass recycling subscription service pending for Magna & Kearns (estimated Summer 2026)**
 - Administered by WFWRD – services provided by Momentum Recycling

FAST • SIMPLE • SAFE

We've partnered with a third-party service to bring you a faster, simpler way to pay. Securely manage your utility bills and payments through one easy-to-use account with flexible online options. It's bill management made easy—and always secure.

paymybill.link/wasatch

- Secure Payments
- Set Up Auto Pay
- Schedule Payments
- Paperless Billing
- Upfront Fee Transparency
- View Account History
- Text/Email Notifications
- Store Payment Methods

VISA Mastercard AMEX Discover echeck Apple Pay Google Pay

point&pay by Hornt

Thank You!



Questions?



EVAN TYRRELL

General Manager

604 West 6960 South

Midvale, UT 84047

Office: (385) 468-6342

Email: etyrrell@wfwrdutah.gov

RENEE PLANT

Administrative Manager

604 West 6960 South

Midvale, UT 84047

Office: (385) 468-6363

Email: replant@wfwrdutah.gov