


Cemeteries as Community Amenities

A Vision for the Snyderville Basin Cemetery District

Presented by Sloane Consulting Group



SLOANE CONSULTING GROUP

What do you picture when you hear “cemetery”?

The Old View

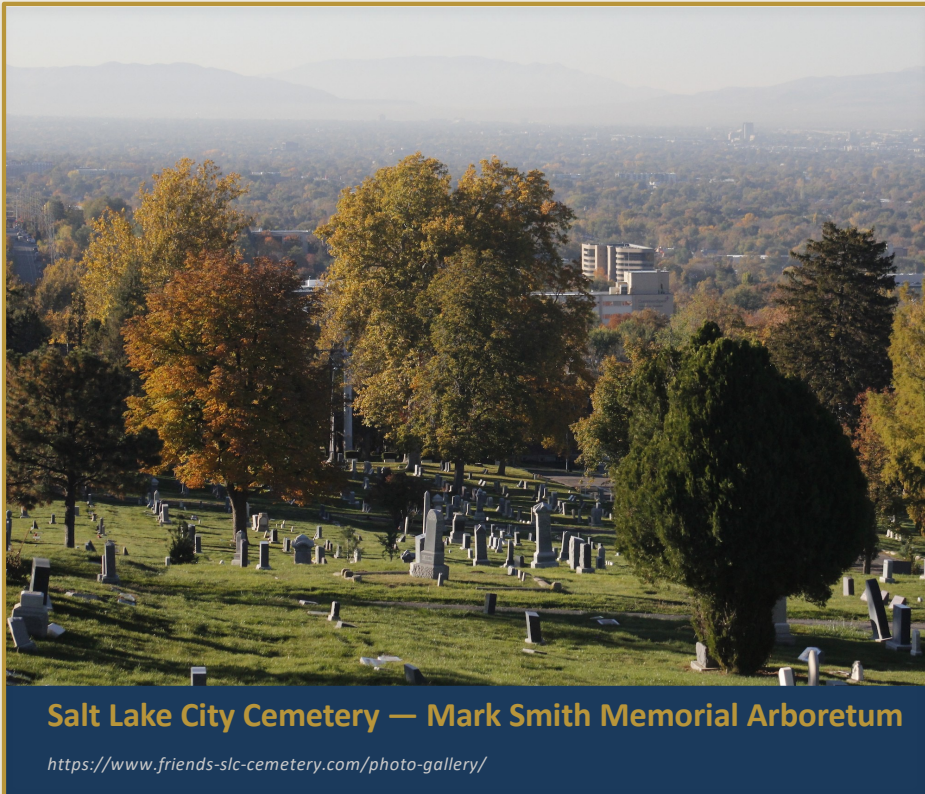
- A somber, utilitarian space at the edge of town
- Visited only for services and funerals
- Unused land generating little community value
- An afterthought in community planning

VS

The Modern Reality

- A living landscape: a community asset forever
- Protected green space that can never be developed
- Arboretum, habitat, and passive recreation space
- A place of beauty, history, and reflection

FOREVER GREEN SPACE & LIVING ARBORETUM



Permanent Protected Green Space

Once established, cemetery land is permanently protected from development, ensuring green space in the basin for generations to come.



Certified Arboretum Potential

Curated tree collections with educational signage, seasonal interest, and native species. Salt Lake City Cemetery's Mark Smith Arboretum is a model — 80+ tree varieties on 122 acres.



Utah Native Landscapes

Drought-tolerant plantings suited to the Snyderville Basin elevation and climate, reducing long-term maintenance costs.

POLLINATORS, BIRDS & HABITAT




Native pollinator planting –Green-Wood Cemetery (Brooklyn, NY)

Pollinator Habitat

Native wildflower plantings support bees, butterflies, and hummingbirds. Many Western municipalities are adopting certified pollinator-friendly cemetery programs.

<https://www.lwladesign.com/perspectives/testing-short-meadows-at-green-wood-cemetery/>



Mature tree canopy — Ogden City Cemetery

Birding Destination

Cemeteries are among North America’s premier urban birding spots. Mature trees and minimal disturbance create sanctuary for migratory and resident species alike.

<https://www.ogdencity.gov/317/Cemetery>

PASSIVE RECREATION & COMMUNITY USE

More Than a Cemetery — A Place for Living

Walking & Reflection

Paved and unpaved paths for morning walks and contemplative strolls

Photography

Seasonal interest, architecture, and landscape photography

Historical Research

On-site records and interpretive signage for community education

Landscape Art

Plein air painting, sketching, and nature journaling



Birds and Birding at Mount Auburn Cemetery

<https://mountauburn.org/birds-birding-at-mount-auburn/>

PUBLIC ART AS COMMUNITY IDENTITY



Park City Cemetery — Pioneer bronze sculptures with Wasatch Range backdrop

An Outdoor Sculpture Gallery

A well-sited cemetery becomes a permanent, publicly accessible venue for sculpture, memorials, and community-commissioned art — free to all, open every day.

 **Bronze & Stone Sculpture**


 **Memorial Gardens**

 **Interpretive Stonework**

 **Pioneer & Local Heritage**

TWO VISIONS: CEMETERY TYPE COMPARISON

MEMORIAL PARK (LAWN CEMETERY)



Forest Lawn Memorial Park — Glendale, CA

*The original American memorial park (est. 1906);
model for lawn cemeteries nationwide*

- ✓ All markers flush with grade — ground-level only
- ✓ Clean, open lawn aesthetic; easy maintenance
- ✓ Maximizes plot density per acre
- ✓ Chapel / committal shelter as focal architecture
- ✓ Utah example: Wasatch Lawn Memorial Park

RURAL / GARDEN CEMETERY




Mt. Auburn Cemetery — Cambridge, MA

*America's first garden cemetery (est. 1831);
National Historic Landmark*

- ✓ Mix of upright monuments, obelisks, and flush
- ✓ Naturalistic landscape; winding paths and hills
- ✓ Historic character; funerary art & sculpture
- ✓ Premier birding & passive recreation destination
- ✓ Utah example: Salt Lake City Cemetery

MEMORIAL INVENTORY — PART 1 OF 2


MARKER & MONUMENT TYPES



Memorial park with flush granite markers

Flush Marker

Ground-level granite or bronze. Lawn-mow friendly, maximum plot density, clean modern appearance.



Salt Lake City Cemetery at sunset

Upright Monument

Classic headstone in granite, marble or stone. Varied heights, shapes, and custom engraved art.



Custom granite bench with mountain scene

Memorial Bench

Custom-inscribed granite bench with personalized imagery. Serves as both seating and a distinctive memorial.

MEMORIAL INVENTORY — PART 2 OF 2


GATHERING & CREMATION SPACES



Committal shelter with Wasatch Mountain backdrop — Utah

Committal Shelter

A covered pavilion for graveside services in any weather. Timber-frame or stone construction suits mountain settings. Year-round usability with mountain-compatible architecture that honors the landscape.



Cremation garden with stream feature at sunset — Utah

Cremation Garden

An integrated landscape feature with water elements, ornamental grasses, native plantings, and columbarium niches. A destination space that draws visitors beyond interment visits — a true community garden.

A Cemetery for the Ages

Done right, the Snyderville Basin Cemetery District can be far more than a place to bury the dead.



Permanent Greenspace

Protected land, forever



Living Ecosystem

Habitat, arboretum, pollinators



Cultural Landmark

Art, history, and community

Let's build something the community will be proud of — today and for centuries to come.