



GRANGER-HUNTER
IMPROVEMENT DISTRICT

**Board Meeting of the
Board of Trustees
March 24, 2026**

January 20, 2026

February 17, 2026

March 24, 2026

April 21, 2026

May 19, 2026

June 16, 2026

July 21, 2026

August 18, 2026

September 15, 2026

October 20, 2026

November 17, 2026

December 15, 2026 (if needed)

GRANGER-HUNTER IMPROVEMENT DISTRICT
ACRONYMS AND ABBREVIATIONS

ACRONYM OR ABBREVIATION	DEFINITION
ACH	Automated Clearing House
AF	Acre-feet or Acre-foot
AMI	Advanced Metering Infrastructure
AMZN	Amazon
A/R	Accounts Receivable
A/P	Accounts Payable
APWA	American Public Works Association
ASR	Aquifer Storage and Recovery
AWWA	American Water Works Association
AWWAIMS	American Water Works Association Intermountain Section
BOD	Biological Oxygen Demand
BRIC	Building Resilient Infrastructure and Communities
CC	Credit Card
CCTV	Closed Circuit Television
CDA	Community Development Area
CFS	Cubic Feet per Second
CFO	Chief Financial Officer
CIP	Construction-in-Process/Capital Improvement Project
COS	Cost-of-Service
CRA	Community Reinvestment Area
CRWUA	Colorado River Water Users Association
CUP	Central Utah Project
CUPCA	Central Utah Project Completion Act
CUWCD	Central Utah Water Conservancy District
CVWRF	Central Valley Water Reclamation Facility
CWP	Central Utah Water Development Project
CWS	Community Water Systems
CWSRF	Clean Water State Revolving Fund
DBP	Disinfection By-product
DDW	Utah Division of Drinking Water
DEQ	Utah Department of Environmental Quality
DNR	Utah Department of Natural Resources
DOI	Department of Interior
DWQ	Utah Division of Water Quality
DWRe	Utah Division of Water Resources
DWRi	Utah Division of Water Rights
EA	Environmental Assessment
EIS	Environmental Impact Statement

EOC	Emergency Operations Center
EMOD	Experience Modification Factor
EMP	Employee
EPA	United States Environmental Protection Agency
ERP	Emergency Response Plan/Enterprise Resource Planning
ERU/ERC	Equivalent Residential Unit/Equivalent Residential Connection
FA	Fixed Assets
FEMA	Federal Emergency Management Agency
FOG's	Fats, Oil, & Grease
FRA	Fraud Risk Assessment
GFOA	Government Finance Officer's Association
GHID	Granger-Hunter Improvement District
GIS	Geographic Information System
gpcd	Gallons per Capita per Day
gpm	Gallons per Minute
GWR	Groundwater Rule
HMI	Human-Machine Interface
HUD	U.S. Department of Housing and Urban Development
HVAC	Heating, Ventilation and Air Conditioning
IAP	Incident Action Plan
IC	Incident Commander
ICS	Incident Command System
IFA	Impact Fee Act
JRC	Jordan River Commission
JIC	Joint Information Center
JVWCD	Jordan Valley Water Conservancy District
KID	Kearns Improvement District
kW	Kilowatt
LOS	Level of Service
MGD	Million Gallons per Day
MG	Million Gallons
mg/L	Milligrams per Liter
MH	Manhole
M&I	Municipal and Industrial
MOU	Memorandum of Understanding
MVC	Mountain View Corridor
MWD	Magna Water District
MWDSLS	Metropolitan Water District of Salt Lake & Sandy
NEPA	National Environmental Policy Act
O&M	Operation and Maintenance
OSHA	Occupational Safety and Health Administration
PIO	Public Information Officer

PM	Preventative Maintenance
POC	Point of Contact
ppm	Parts per Million
Incode/Pro10	Financial ERP Software
OPEB	Post Retirement Benefits
PTIF	Public Treasurers Investment Fund
PVC	Polyvinyl Chloride
R&R	Repair and Replacement
RCP	Reinforced Concrete Pipe
RDA	Redevelopment Agency (Property Taxes)
RFP	Request for Proposal
RFSQ	Request for Statements of Qualifications
RMP	Rocky Mountain Power
RNI	Regional Network Interface (Meters)
RTU	Remote Telemetry Unit
RWAU	Rural Water Association of Utah
SCADA	Supervisory Control and Data Acquisition System
SDWA	Safe Drinking Water Act
SLVHD	Salt Lake Valley Health Department
SO	Safety Officer
SOP	Standard Operating Procedure
SOQ	Statement of Qualification
SRF	State Revolving Fund
SSO	Sanitary Sewer Overflow
SVSD	South Valley Sewer District
TBID	Taylorville Bennion Improvement District
TCR	Total Coliform Rule
TDS	Total Dissolved Solids
TNT	Truth-in-Taxation
TSS	Total Suspended Solids
UASD	Utah Association of Special Districts
UDOT	Utah Department of Transportation
UGFOA	Utah Government Finance Officers Association
USBR	United States Bureau of Reclamation
UTA	Utah Transit Authority
UWCF	Utah Water Conservation Forum
UWUA	Utah Water Users Association
WaterSMART	Sustain and Manage America's Resources for Tomorrow
WBWCD	Weber Basin Water Conservancy District
WVC	West Valley City

THE BOARD OF TRUSTEES OF THE GRANGER-HUNTER IMPROVEMENT DISTRICT

PUBLIC NOTICE is hereby given by the Board of Trustees that Granger-Hunter Improvement District will hold a Board Meeting at 3:00 p.m. on Tuesday, March 24, 2026, at its main office located at 2888 South 3600 West, West Valley City, Utah. Trustees and members of the public are able to attend this meeting in person or electronically through www.ghid.gov.

Agenda

A. GENERAL

1. Call to order – Welcome – Report those present for the record
2. Public Comments
3. Consider approval of the February 17, 2026, Board Meeting Minutes and the March 10, 2026 Emergency Board Meeting Minutes.
4. Discuss potential conflicts of interest

B. OUR COMMUNITY

1. APWA Project Award
2. 2026 Master Plan and Impact Fee Update
3. Jordan Valley Water Conservancy District Update
4. Central Valley Water Reclamation Facility Update
5. Legislative Update

C. OUR TEAM

1. Enterprise Resilience and Annual Loss Reporting Update

D. OUR OPERATIONS

1. Review & discuss Financial Report for February 2026
2. Review & discuss Paid Invoice Report for February 2026
3. Administrative Services Update
 - a. Consider approval for the purchase of meters and meter supplies in the amount of \$248,008.12 from MountainLand Supply.
4. Water Maintenance Update
 - a. Consider approval for the purchase of fire hydrants, valves, and hydrant components in the amount of \$245,720.00 from Ferguson Water Works.
5. Wastewater Maintenance Update
 - a. Consider adoption of the Municipal Wastewater Planning Program (MWPP) Report for the year ending 2025 that will be submitted to the State of Utah Department of Environmental Quality.
6. Operations Update
 - a. Water Supply
 - b. Consider approval of a contract amendment to JWC Environmental, Inc. for the purchase of two wastewater channel grinders for the 26: Wastewater Channel Grinders Project in the amount of \$102,545.09.
7. Capital Projects Update
 - a. Consider approval of a contract amendment for design and construction phase services with Hansen, Allen & Luce for the 23L: Watts Well No. 18 Drilling & Equipping Project in the amount of \$52,930.00.
 - b. Consider approval of a construction contract to Newman Construction for the 25G: 4100 S Waterline Replacement Project in the amount of \$2,055,000.00.
 - c. Consider approval of a contract amendment for construction management and public involvement services with Consor North America Inc. for the 25G: 4100 S Waterline Replacement project in the amount of \$166,220.00.
8. Engineering Department Update

E. CLOSED SESSION

1. Strategy session to discuss pending or reasonably imminent litigation.

F. BOARD MEMBERS INPUT, REPORTS, FOLLOW-UP ITEMS OR QUESTIONS

G. CALENDAR

1. The next board meeting will be April 21, 2026

**MINUTES OF THE
GRANGER-HUNTER IMPROVEMENT DISTRICT
BOARD MEETING**

The Meeting of the Board of Trustees of the Granger-Hunter Improvement District (GHID) was held Tuesday, February 17, 2026, at 3:00 P.M. at the District office located at 2888 S. 3600 W., West Valley City, Utah.

This meeting was conducted electronically in accordance with the Utah Open and Public Meetings Act (Utah Code Ann. (1953) §§ 52-4-1 et seq.) and Chapter 7.12 of the Administrative Policy and Procedures Manual (“Electronic Meetings”).

Trustees Present:

Wayne Watts	Chair
Debra Armstrong	Trustee
Roger Nordgren	Trustee

Staff Members Present:

Jason Helm	General Manager/Treasurer
Todd Marti	Assistant General Manager/District Engineer
Troy Stout	Assistant General Manager/Chief Operating Officer
Ricky Necaie	Director of Wastewater
Victor Narteh	Director of Engineering
Drew Ovard	Director of Water Systems
Michelle Ketchum	Director of Administration
Justin Gallegos	Director of Information Technology
Austin Ballard	Controller/Clerk
Kristy Johnson	Executive Assistant
Brent Rose	Legal Counsel – Clyde Snow & Sessions PC

Guests:

Adam Spackman	System Admin, GHID - <i>Electronically</i>
Darcy Brantly	Accountant, GHID – <i>Electronically</i>
Aaron Perry	Engineering Division Supervisor, GHID - <i>Electronically</i>

A copy of the exhibits referred to in these minutes is attached and incorporated by this reference. The exhibits are also included in the official minute books maintained by Granger-Hunter Improvement District.

**Water Loss 2025
Performance Update**

Troy Stout presented the Water Loss 2025 Performance Update. Mr. Stout noted the 2025 water loss of 6.2% with the loss itemization while also discussing the key success factors that are assisting the District to stabilize water loss. – See Water Loss Performance Update attached to these minutes for details.

OUR TEAM

**OUR OPERATIONS
Review & Discuss
Financial Report for
January 2026**

Austin Ballard summarized the January 2026 Financial Reports. Mr. Ballard noted an error with the “Amended Budget” headings on pages 37-39 of the board report which should read “Amended Budget 2025” and “Amended Budget 2026”. Mr. Ballard discussed some previously reported interest income that is being analyzed to ensure that the District is in compliance with IRS standards. Potential overages may require the budget be opened to allow for an additional expenditure. – See January 2026 Financial Report attached to these minutes for details.

**Review & Discuss Paid
Invoice Report for
January 2026**

Mr. Ballard discussed the January 2026 check report. The January check report totaled \$8,114,338.42 coming from seven categories: infrastructure (38%), Central Valley Water (24%), Series 2021 & 2023 Princ/Int Pymt (11%), Fleet Equipment (8%), Jordan Valley Water (7%), payroll taxes and employee benefits (7%), and other (5%). – See January 2026 Paid Invoice Report attached to these minutes for details.

**Administrative Services
Update**

Michelle Ketchum presented the Administrative Services Update. – See Administrative Services Update attached to these minutes for details.

**Water Maintenance
Update**

Drew Ovard presented the water maintenance update. – See Water Maintenance Update report attached to these minutes for details.

**Consider Approval for
Waterworks Parts from
Ferguson Waterworks
for District’s 26A
Scottsdale Waterline
Replacement Project**

Mr. Ovard asked the Board to consider approval for waterworks parts from Ferguson Waterworks for the District’s 26A Scottsdale Waterline Replacement Project in the amount of \$438,529.00. Debra Armstrong made a motion to approve the purchase as noted. Following a second from Roger Nordgren, the motion passed as follows:

Watts – aye

Armstrong – aye

Nordgren – aye

**Wastewater
Maintenance & Fleet
Update**

Ricky Necaise presented the wastewater maintenance, safety and fleet report. Mr. Necaise presented the Board with the new safety incentive chips and explained the incentive program. – See the Wastewater Maintenance and Fleet Update report attached to these minutes for details.

Consider Approval of Contract Amendment for Design Phase Services for 23L: Watts Well No. 18 Drilling & Equipping Project to Hansen Allen & Luce

Mr. Narteh asked the Board to consider approval of a contract amendment for design phase services for the 23L: Watts Well No. 18 Drilling & Equipping Project to Hansen Allen & Luce in the amount of \$76,500.00. After a discussion regarding the contract, it was decided to postpone the approval of the contract while the staff renegotiate the amendment. This approval will be brought back in a future Board Meeting.

Consider Approval of Updated Continuous Statewide Utility License Agreement Bond & Authorize General Manager to Execute Agreement

Todd Marti asked the Board to consider approval of the updated Continuous Statewide Utility License Agreement and authorize the General Manager to execute the agreement upon legal counsel approval. Roger Nordgren made a motion to approve the agreement as noted. Following a second from Debra Armstrong, the motion passed as follows:

Watts – aye Armstrong – aye Nordgren – aye

Engineering Department Update

Mr. Marti and Mr. Narteh presented the Engineering Department update. – See Engineering Department Update attached to these minutes for details.

CLOSED SESSION

At 5:05 P.M., Debra Armstrong made a motion to enter into a closed session to discuss the purchase, exchange, or lease of real property. Following a second from Roger Nordgren, the motion passed as follows;

Watts – aye Armstrong – aye Nordgren – aye

All Trustees; Jason Helm, General Manager; Todd Marti, Assistant General Manager/District Engineer; Troy Stout, Assistant General Manager/Chief Operating Officer; Justin Gallegos, Director of Information Technology; Austin Ballard, Controller/Clerk; Kristy Johnson, Executive Assistant, and Brent Rose, District legal counsel were present during the strategy session to discuss the purchase, exchange, or lease of real property.

At 5:27 P.M., Roger Nordgren made a motion to end the closed session and enter back into an open session. Following a second from Debra Armstrong, the motion passed as follows;

Watts – aye Armstrong – aye Nordgren – aye

BOARD MEMBERS INPUT, REPORTS, FOLLOW-UP ITEMS OR QUESTIONS

Jason Helm discussed changing the March 17, 2026 board meeting to March 24, 2026. The update will be posted on the District’s website, the Public Notice website and in the District’s lobby. Wayne Watts made a motion to modify the meeting calendar as noted. Following a second from Debra Armstrong, the motion passed as follows;

Watts – aye Armstrong – aye Nordgren – aye

ADJOURNED

Inasmuch as all agenda items have been satisfied, Debra Armstrong made a motion to adjourn the meeting. Following a second from Roger Nordgren, the motion passed as follows and the meeting adjourned at 5:29 P.M.

Watts – aye

Armstrong – aye

Nordgren – aye

Wayne D. Watts, Chair

Austin Ballard, Clerk

**MINUTES OF THE
GRANGER-HUNTER IMPROVEMENT DISTRICT
EMERGENCY BOARD MEETING**

The Emergency Meeting of the Board of Trustees of the Granger-Hunter Improvement District (GHID) was held Tuesday, March 10, 2025, at 5:00 P.M. at the District office located at 2888 S. 3600 W., West Valley City, Utah.

This emergency meeting was conducted electronically in accordance with the Utah Open and Public Meetings Act (Utah Code Ann. (1953) §§ 52-4-1 et seq.) and Chapter 7.12 of the Administrative Policy and Procedures Manual (“Electronic Meetings”).

Trustees Present:

Wayne Watts	Chair
Debra Armstrong	Trustee
Roger Nordgren	Trustee

Staff Members Present:

Jason Helm	General Manager/Treasurer
Todd Marti	Assistant General Manager/District Engineer
Troy Stout	Assistant General Manager/Chief Operating Officer
Michelle Ketchum	Director of Administrative Services
Justin Gallegos	Director of Information Technology
Austin Ballard	Controller/Clerk
Kristy Johnson	Executive Assistant

Guests:

Ian Bailey	GIS, GHID – <i>Electronically</i>
------------	-----------------------------------

A copy of the exhibits referred to in these minutes is attached and incorporated by this reference. The exhibits are also included in the official minute books maintained by Granger-Hunter Improvement District.

CALL TO ORDER

At 3:00 P.M. Wayne Watts called the emergency meeting to order and recognized all those present.

Austin Ballard noted that there was no line item for public comments on the agenda therefore, no time will be allotted for public comments.

OUR OPERATIONS
Consider Approval of
Contract with
Consulting Engineering,
Inc. to Perform Leak
Detection Services

Michelle Ketchum asked the Board to consider approval of a contract with Consulting Engineering, Inc. to perform leak detection services in the amount of \$80,000.00. Ms. Ketchum noted that while Consulting Engineering, Inc. representatives are in the District providing leak detection services, they will have GHID identifying vests and vehicle magnets. Debra Armstrong made a motion to approve the contract as noted. Following a second from Roger Nordgren, the motion passed as follows:

ADJOURNED

Watts – aye Armstrong – aye Nordgren – aye

Inasmuch as all agenda items have been satisfied, Roger Nordgren made a motion to adjourn the meeting. Following a second from Debra Armstrong, the motion passed as follows and the meeting adjourned at 3:07 P.M.

Watts – aye Armstrong – aye Nordgren – aye

Wayne D. Watts, Chair

Austin Ballard, Clerk



GRANGER-HUNTER
IMPROVEMENT DISTRICT

OUR COMMUNITY

- APWA Project Award
- 2026 Master Plan and Impact Fee Update
- Jordan Valley Water Conservancy District Update
- Central Valley Water Reclamation Facility Update
- Legislative Update





GRANGER-HUNTER
IMPROVEMENT DISTRICT

2026 Master Plan and Impact Fee Update

Todd Marti, GHID

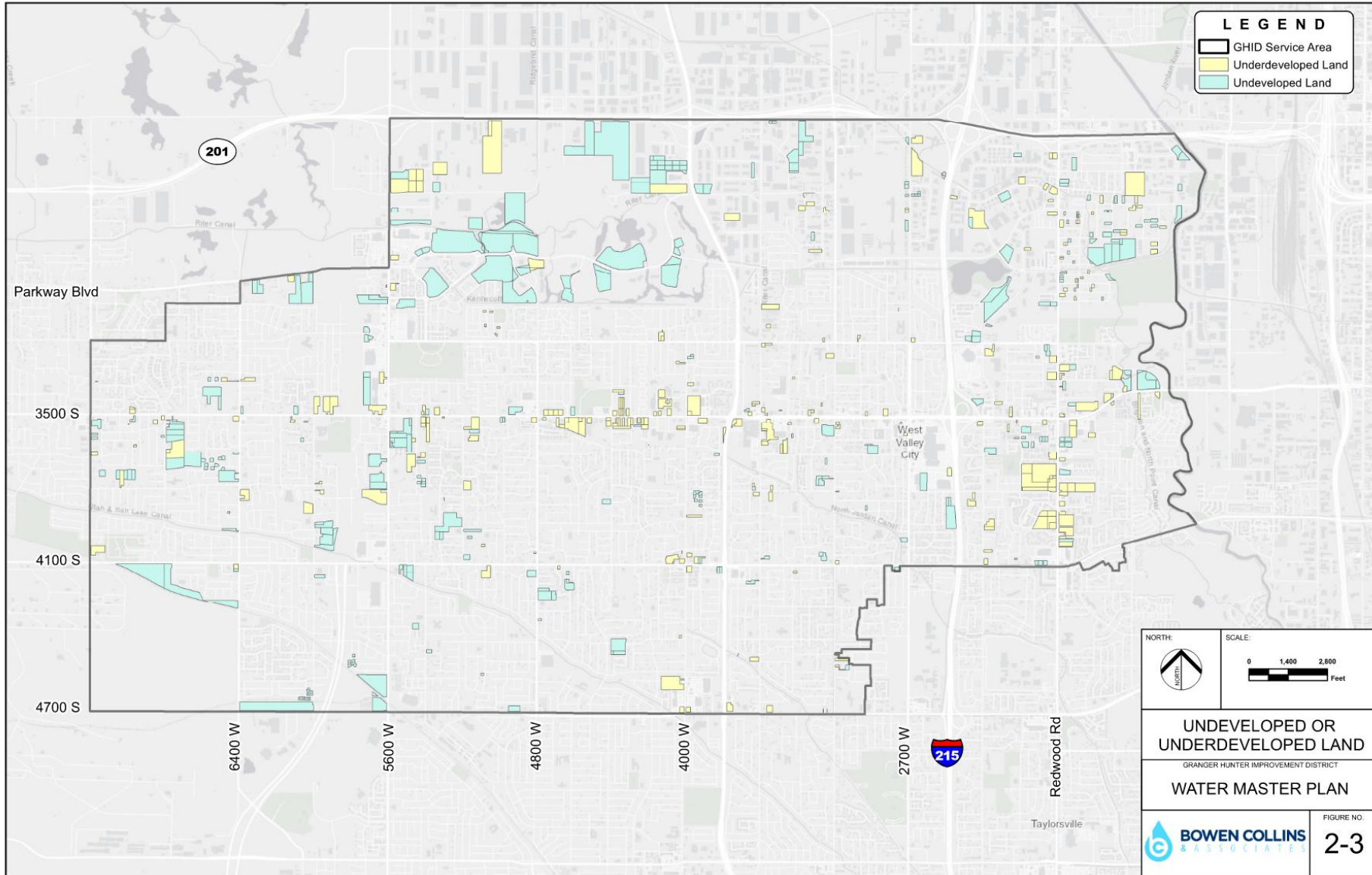
Keith Larson, Bowen Collins & Associates

Austin Ballard, GHID

Contents of 2021 Master Plan

- Water Demand Projections and Current Sewer Capacity
- Evaluate Available Water Supply & Growth in Sewer Flow
- Water Resource Adequacy & Sewer Deficiencies
- Develop Infrastructure Maintenance Plans
- Develop Implementation Plans

Development Opportunities



Population Projections

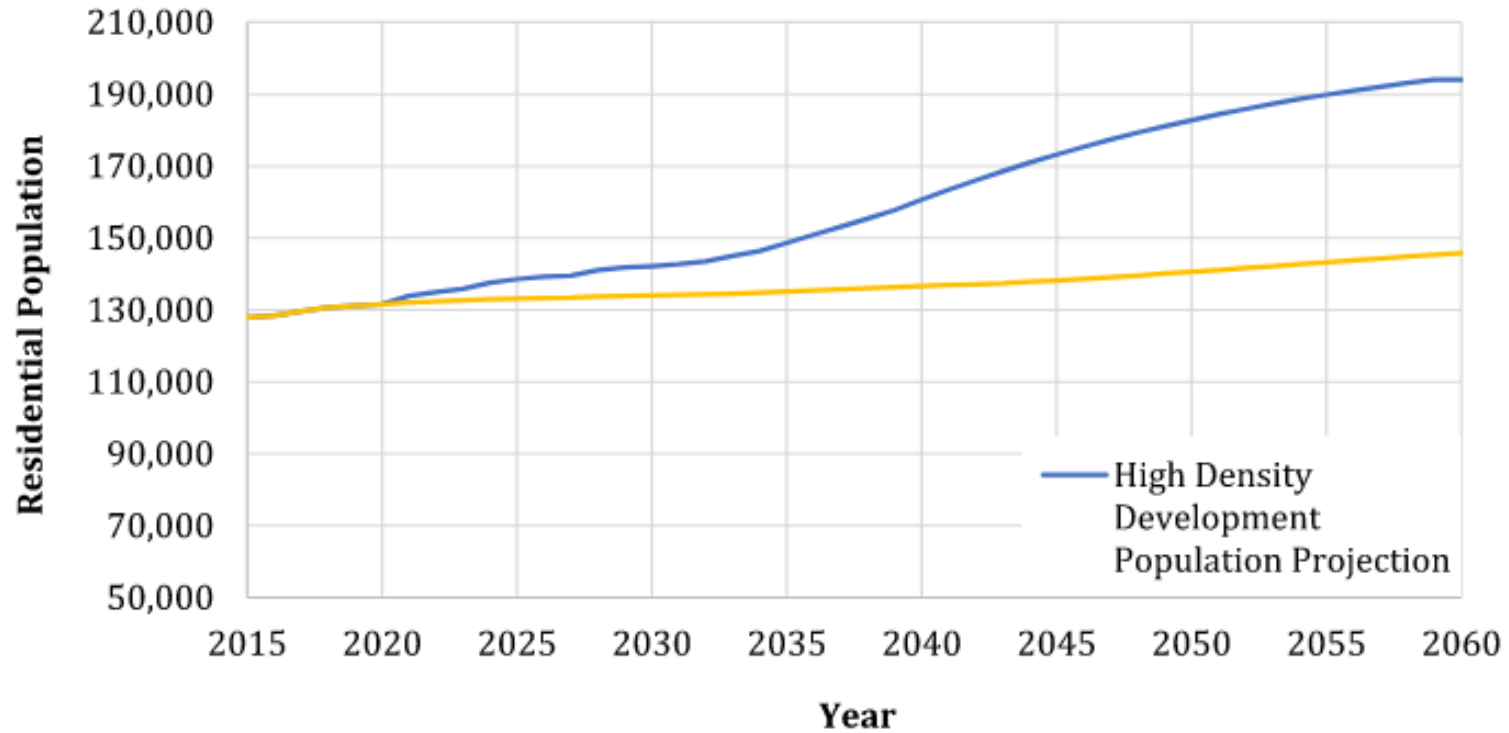


Figure 2-5 High Density Population Projections

Water Demand Projections

WATER MASTER PLAN

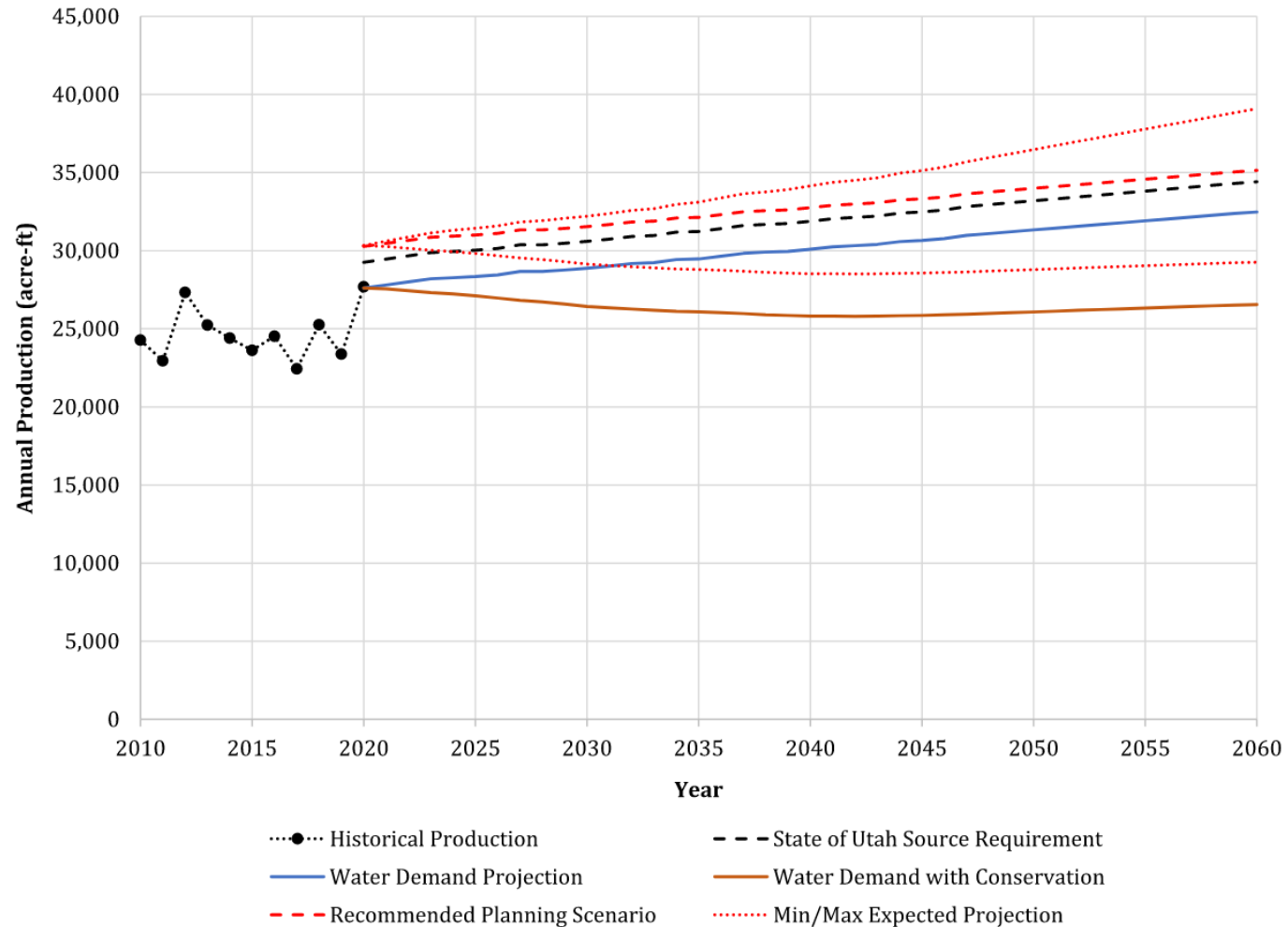
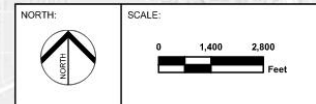
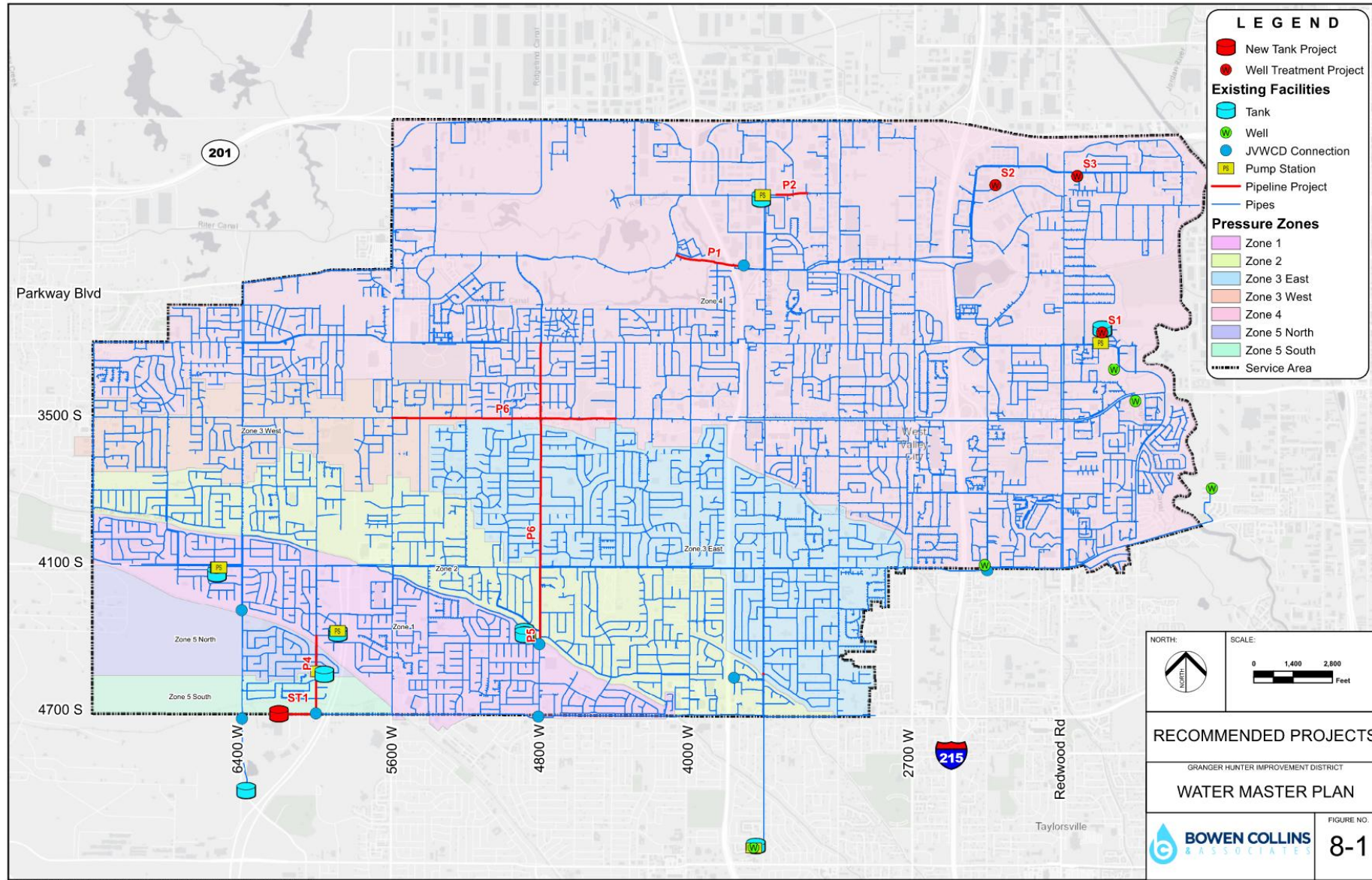


Figure 2-8 Annual Water Production Demand Projections

Recommended Projects



RECOMMENDED PROJECTS

GRANGER HUNTER IMPROVEMENT DISTRICT

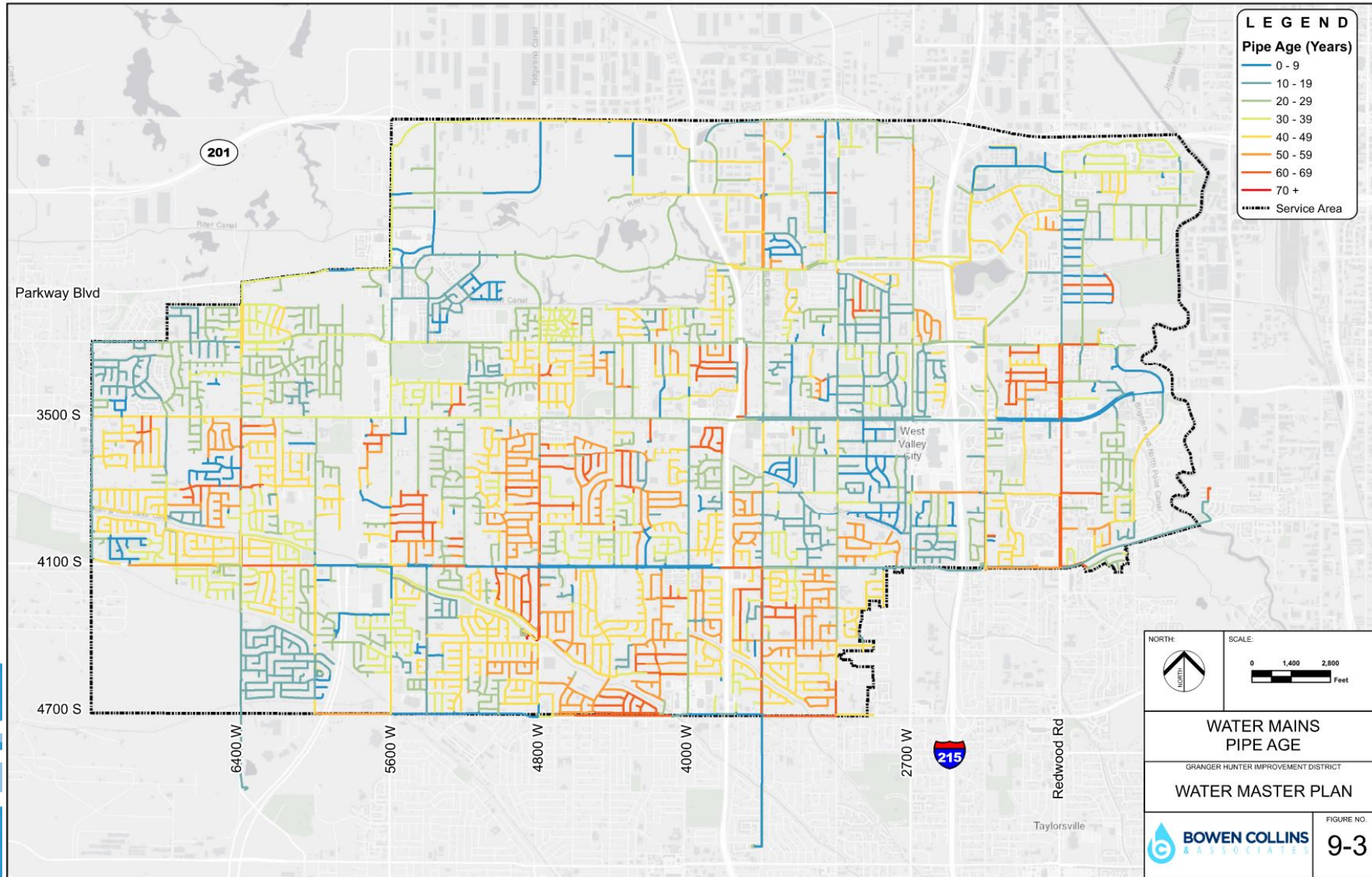
WATER MASTER PLAN




 **BOWEN COLLINS & ASSOCIATES**

FIGURE NO. **8-1**

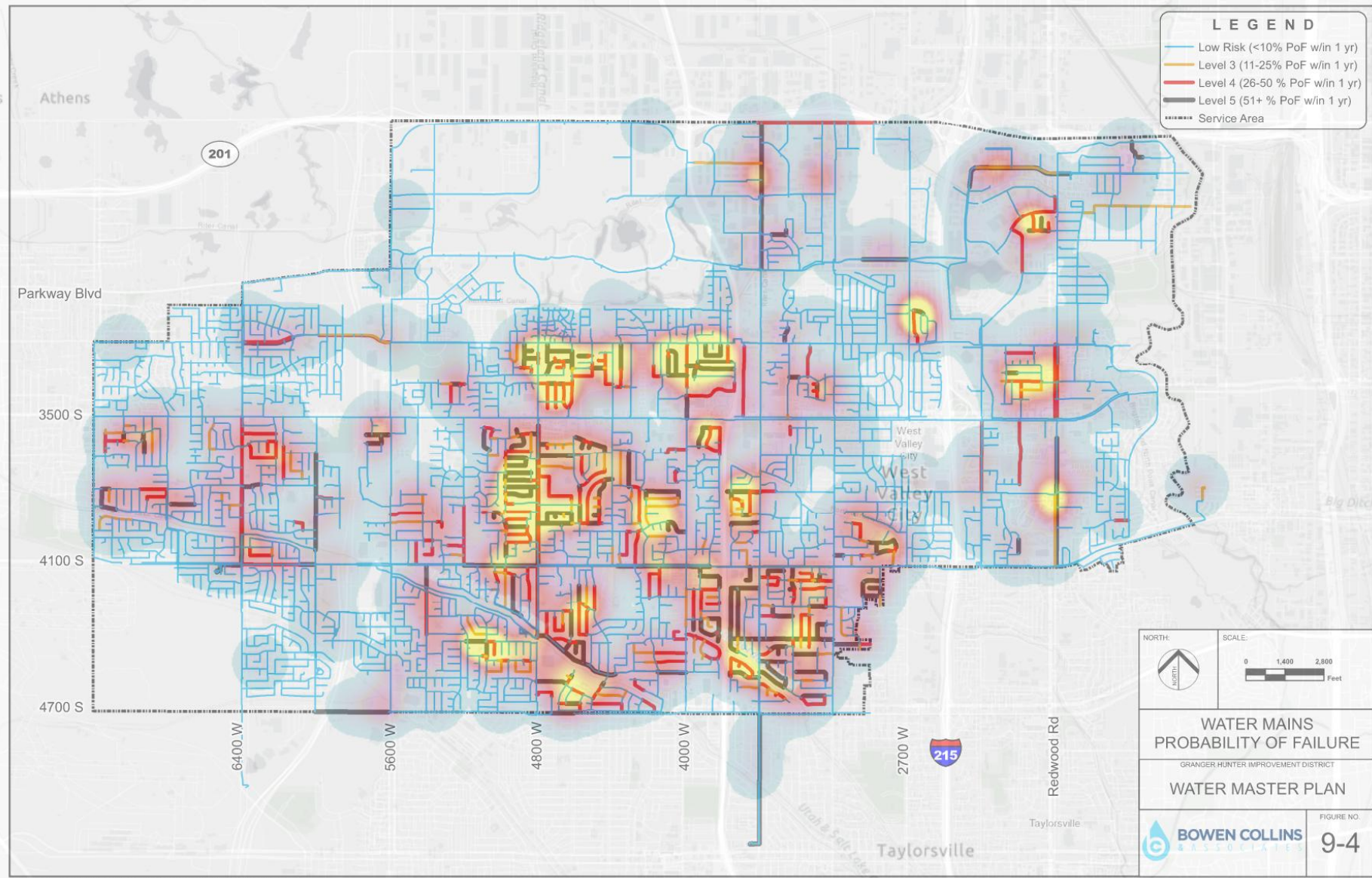
F:\Granger-Hunter\046-21-01 Water and Sewer Master Plan Updates\4.0 GIS\Water\Fig_08-01_Rec_Projects.mxd ndate: 5/26/2022

Pipe Age



NORTH: 	SCALE: 
WATER MAINS PIPE AGE	
GRANGER HUNTER IMPROVEMENT DISTRICT	
WATER MASTER PLAN	
 BOWEN COLLINS & ASSOCIATES	FIGURE NO. 9-3

Predictive Analytics



Water Pipeline Replacements

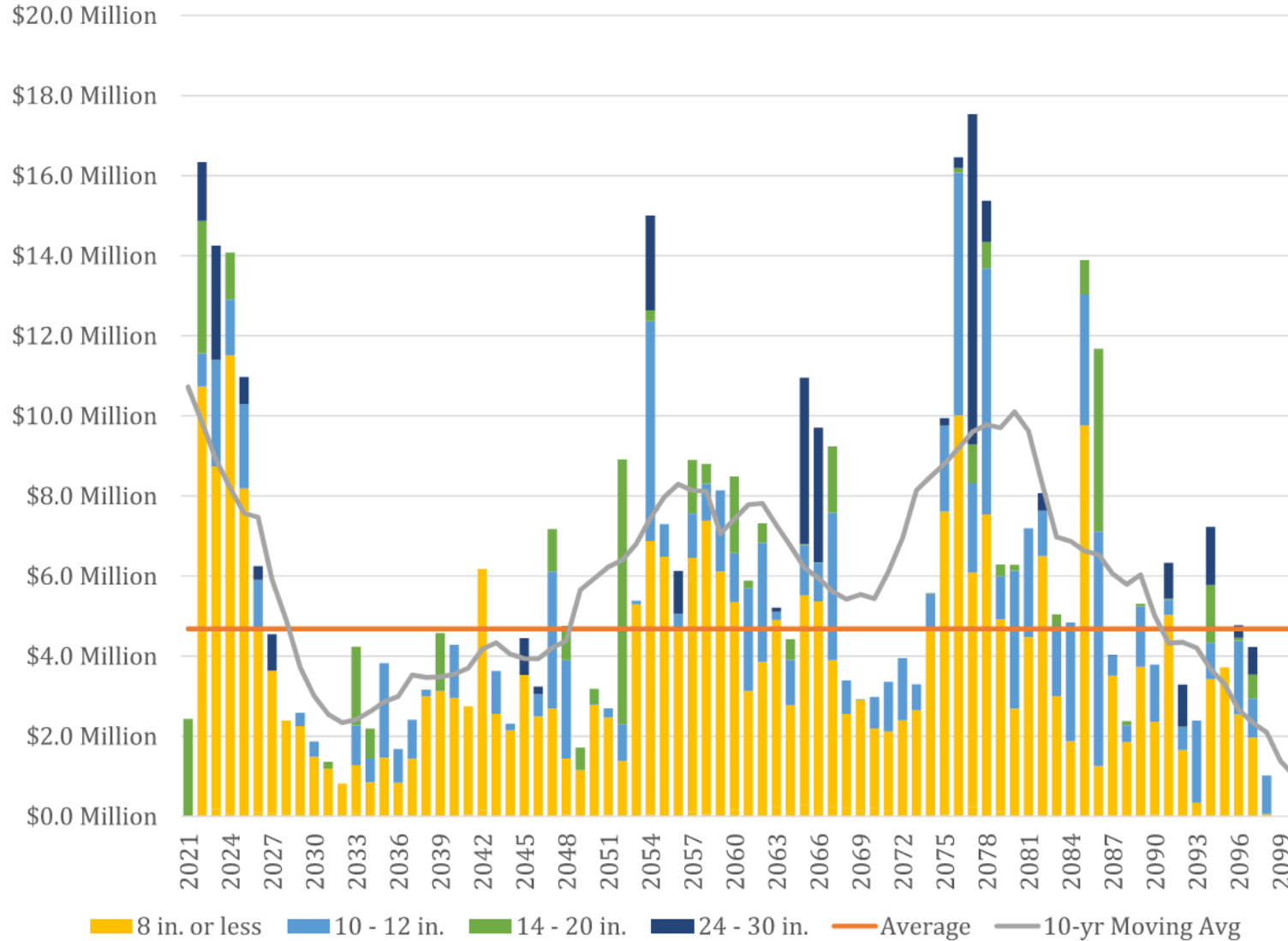


Figure 9-10 Expected Water Pipeline Replacement and Rehabilitation Needs

Facility Condition Assessments

**Table 9-8
Well Inspection Ratings**

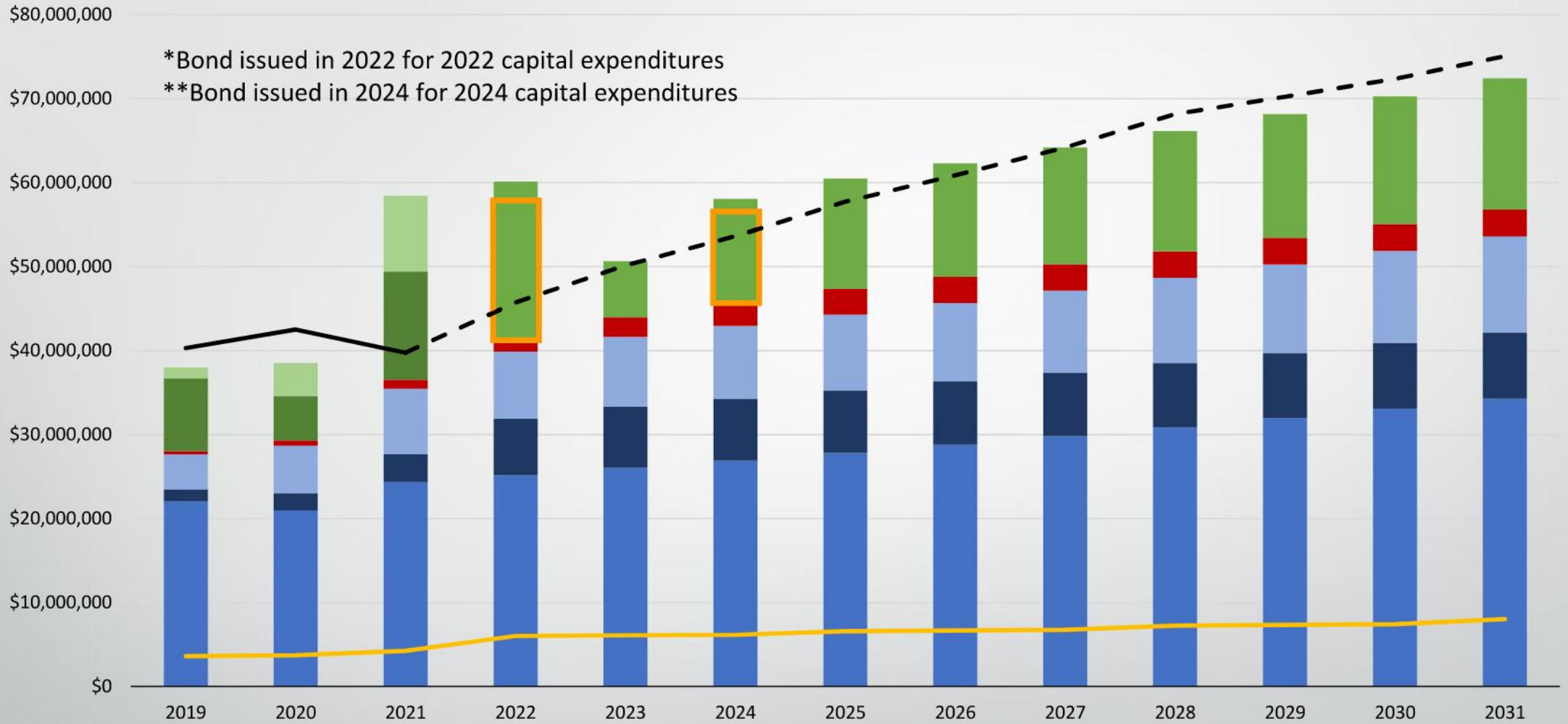
Well	Well 1	Well 4 (Sorensen)	Well 8 (Woodbury)	Well 12 - Acord	Well 14 (Wright)	Well 15 (Evans)	Well 16 (Taggart)	Well 17
WU-W-1: Building and Site Assessment								
General	1.5	See BPS Rating	2	2	2	1	1	1
Building/Vault Exterior	1.5		2	3	3	2	2	1
Building/Vault Interior	2		2	2	-	2	2	1.5
Landscape & Enclosure	2		2	5	2	1	1	1
Asphalt/Concrete (Parking, Walkways, Access)	2		2		2	3	1	1
WU-W-2: Pumps and Mechanical								
Pump	1		2	3	3	2	2	1
Motor	1		1	2	1	1	1	1
Exposed Piping	1		1	3	3	2	1	1
Isolation Valves	1		1	2	2	1	1	1
Well Casing (if recent video available)			2		2	1	2	
Well Screens (if recent video available)			1		2	2	2	
Secondary Disinfection (If Applicable)	2		1	2	3	3	3	1
Fluoridation System (If Applicable)			2	4	3	2	2	1
HVAC System			2	2	2	1	1	1
WU-W-3: Electrical Assessment								
Overall Electrical	3	3	2	3	-	4	3	1
Generator and Transfer Switch	1	5	1	1	-	2		1
Switchboard	2	5	2	3	-	4	4	1
Transformer	3	4	2	3	-	4	3	1
Motor Control Center (MCC)		4	3	3	-	4	3	1
Panelboard	2	1	3	3	-	4	3	1
VFD (If applicable)	3	5	1	1	-	3	1	1
Motor Starter (If applicable)		5	3	4	-	4	3	
PLC Panel/RTU	2	1	3	3	-	4	4	1
HMI	2	1	2	3	-	3	3	1
Security System (if applicable; if not present, leave comment)	4	5	3	3	-	4	3	1

10-year Implementation Plan

**Table 10-1
Recommended 10-Year Capital Improvement Plan**

Site Name	Project Description	Cost Estimate (2022 \$s)	Year	2022	2023	2024	2025	2026	2027	2028	2029	2030	2031	10+
Water Reservoir - Rehab & Replacement														
Sorensen Reservoir	Recoating (internal/external)	\$800,000	2028							\$956,000				
Tank Farm 1 MG Reservoir	Recoating (internal/external)	\$300,000	2026					\$338,000						
Tank Farm 2 MG Reservoir	Recoating (internal/external)	\$900,000	2029								\$1,107,000			
Acord Reservoir	Recoating (internal/external) & Repairs	\$1,000,000	2024			\$1,061,000								
Breeze Reservoir	Landscaping Replacement	\$1,000,000	10+											\$1,344,000
Zone 5 Reservoir	Landscaping Replacement	\$300,000	10+											\$404,000
Tank Farm 5 MG Reservoir	Interior Recoating	\$900,000	2030									\$1,141,000		
Tank Farm 5 MG Reservoir	Exterior Recoating	\$600,000	10+											\$807,000
Ridgeland Reservoir	Recoating (internal/external)	\$750,000	2031										\$979,000	
	Sub-Total	\$6,550,000		\$0	\$0	\$1,061,000	\$0	\$338,000	\$0	\$956,000	\$1,107,000	\$1,141,000	\$0	\$1,748,000
Water Pump Station - Rehab & Replacement														
Kent P.S. (Tank Farm)	Replacement & Upsizing	\$8,500,000	2022	\$4,250,000	\$2,189,000									
Breeze P.S.	Electrical Rehabilitation (VFD Replacement)	\$350,000	2025				\$383,000							
Ridgeland P.S.	Replacement (including generator)	\$4,000,000	2023		\$2,060,000	\$2,122,000								
Acord P.S.	Electrical Upgrades (VFD Replacement)	\$300,000	2029								\$369,000			
Andra P.S.	Electrical Upgrades (VFD Replacement)	\$300,000	2027						\$348,000					
	Sub-Total	\$13,450,000		\$4,250,000	\$4,249,000	\$2,122,000	\$383,000	\$0	\$348,000	\$0	\$369,000	\$0	\$0	\$0
Water Wells - Rehab & Replacement														
Well No. 1	Well Replacement	\$4,750,000	2029								\$2,921,000	\$3,009,000		
Well No. 4	Well Building Replacement (w/ generator)	\$2,750,000	10+											\$3,696,000
Well No. 4	Well Redevelopment	\$250,000	10+											\$336,000
Well No. 8	Well Redevelopment	\$300,000	2028							\$359,000				
Well No. 8	Electrical Upgrades (VFD Replacement)	\$200,000	2030									\$254,000		

Hybrid Option: 10-Year Revenue and Expenditures



- Operating and Non-Operating Expenses
- CVWRF - Debt Service
- CVWRF - Operations
- Debt Service
- Non-SRF Capital
- SRF Capital
- Target Annual Capital Costs
- Revenue
- - Projected Revenue
- Property Tax Income
- Bond Proceeds

Hybrid Option – Detailed Rates

2026		Existing	2022	2023	2024	2025	2026
<u>Water</u>	<u>Water</u>						
\$18.96	Base Rate (\$/month)	\$13.00	\$13.00	\$14.04	\$15.16	\$16.38	\$17.36
\$1.74	Single Family – Tier 1 (\$/kgal)	\$1.77	\$1.77	\$1.91	\$2.06	\$2.23	\$2.36
\$2.43	Single Family – Tier 2 (\$/kgal)	\$1.90	\$1.90	\$2.05	\$2.22	\$2.39	\$2.54
\$3.47	Single Family – Tier 3 (\$/kgal)	\$2.05	\$2.20	\$2.38	\$2.57	\$2.78	\$2.94
\$4.63	Single Family – Tier 4 (\$/kgal)	n/a	\$3.00	\$3.24	\$3.50	\$3.78	\$4.01
\$2.66	Other Users – All Use (\$/kgal)	\$1.90	\$2.10	\$2.27	\$2.45	\$2.65	\$2.80
<u>Sewer</u>	<u>Sewer</u>						
\$17.93	Base Rate (\$/month)	\$26.50	\$20.50	\$24.22	\$25.76	\$27.42	\$28.77
\$1.73	Volume Rate (\$/kgal)	n/a	\$1.50	\$1.62	\$1.75	\$1.89	\$2.00
\$14.50	CVWRF						
	Effective Rate Increase		13%	8%	8%	8%	6%
	Actual		Added 4 th tier	Adjusted Tier design	6%	7%	2%

Table 8
Project Costs Allocated to Projected Development, 10-Year Planning Horizon

Project ID	Project	Total Project Cost	Percent to Existing	Percent to 10-Year Growth	Percent to Growth Beyond 10-Year	Cost to Existing	Cost to 10-Year Growth	Cost to Growth Beyond 10-Year
Collection System Projects								
S1	Redwood Road Improvements (D01, D02, D04)	\$8,750,000	24.09%	55.88%	20.03%	\$2,107,530	\$4,889,899	\$1,752,570
S2	4000 W, Continental Dr to 4100 S (1200') (D15)	\$630,000	87.79%	0.00%	12.21%	\$553,060	\$0	\$76,940
S4	Decker Lake Dr @ City Center Ct (2-27" between 30") (1500') (D27)	\$1,560,000	58.95%	26.10%	14.95%	\$919,594	\$407,208	\$233,198
S5	3100 S, 2040 W to Armstrong PS (1000') (D28)	\$600,000	70.41%	2.82%	26.77%	\$422,476	\$16,899	\$160,625
S7	3500 S, 3200 W to W of Decker Lake Dr (5300') (D10)	\$6,000,000	43.46%	6.52%	50.03%	\$2,607,339	\$390,938	\$3,001,723
S8	4100 S, 6780 W to 6400 W (2.680')	\$1,400,000	10.35%	0.00%	89.65%	\$144,900	\$0	\$1,255,100
LS1	Replace Pleasant Valley Lift Station	\$5,000,000	41.18%	9.62%	49.20%	\$2,058,824	\$481,185	\$2,459,991
	Subtotal	\$23,940,000				\$8,813,723	\$6,186,129	\$8,940,148
Treatment Plant Projects								
T1	CVWRF Improvements	\$113,282,400	76.66%	5.74%	17.60%	\$86,842,366	\$6,503,526	\$19,936,509
	Subtotal	\$113,282,400				\$86,842,366	\$6,503,526	\$19,936,509
	Total	\$137,222,400				\$95,656,088	\$12,689,654	\$28,876,657

TABLE 20: PROPORTIONATE SHARE ANALYSIS – IMPACT FEE PER ERC

SUMMARY OF IMPACT FEE CALCULATION	
Existing Excess Capacity	\$1,080.28
New Construction	\$2,686.27
Consultant Costs	\$11.10
Impact Fee Fund Balance Credit	\$0.00
Deficiency Credit - Future Projects	(\$121.52)
Bond Credit - CVWRF Bonds	(\$999.45)
Bond Credit – GHID Outstanding Bonds	(\$52.34)
TOTAL IMPACT FEE PER ERC	\$2,604.34

Wastewater Impact Fee Analysis

Sewer Impact Fee Facilities Plan

Need for Plan Update



CONSERVATION



INFLATION



AGING
INFRASTRUCTURE




CHANGES IN
ZONING

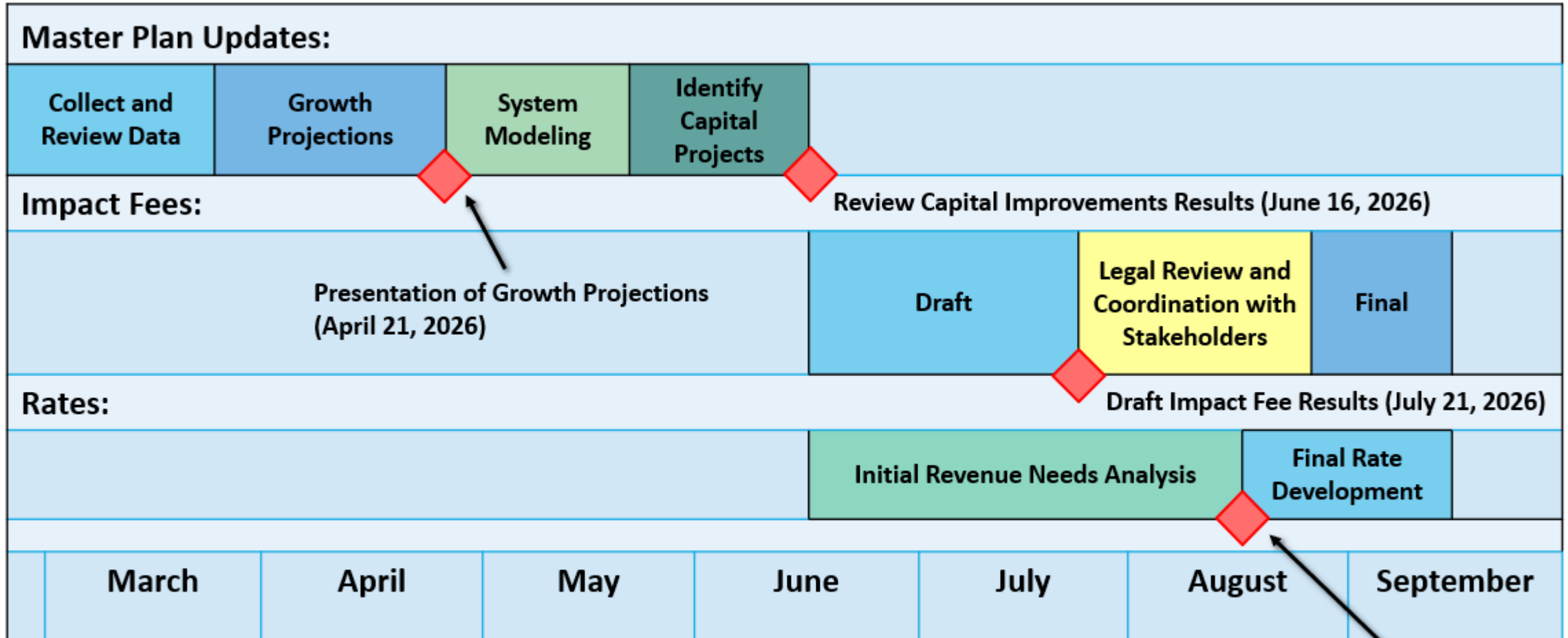
Components of Plan Update


- Update Water Demands with more recent (lower) GPCD data
- Update supply with Well No. 18
- Update models with new pump stations and other new infrastructure
- Update models with more detailed flow and I/I data
- Incorporate new zoning change at Northrup-Grumman (now Kennecott Land, "The Hive")

The Hive Development



BC&A – What to Expect



 Board Review

 Presentation of Revenue Needs and Rate Changes (August 18, 2026)



GRANGER-HUNTER
IMPROVEMENT DISTRICT

QUESTIONS?



GRANGER-HUNTER
IMPROVEMENT DISTRICT

Jordan Valley Water Update

March 2026



Monthly Summary of Water Deliveries in Acre Feet February 2026

Municipal and Industrial (M&I) Water Deliveries

Wholesale System	This Month	Previous Year	% Change	YTD	YTD Prev Year	YTD % Change	Fiscal YTD	Fiscal YTD Prev Year	Fiscal YTD % Change
Bluffdale City	130.26	127.24	2%	271.54	261.48	4%	2,522.03	2,527.47	0%
Copperton Improvement District	0.00	0.00		0.00	0.00		16.17	0.00	
Draper City	127.78	142.19	-10%	280.06	293.31	-5%	3,246.65	3,223.40	1%
Granger-Hunter Improvement District	516.90	870.72	-41%	1,442.02	1,819.42	-21%	12,950.61	13,961.89	-7%
Herriman City ³	381.97	316.90	21%	795.66	672.48	18%	6,214.60	5,911.72	5%
Hexcel Corporation	73.20	74.62	-2%	157.94	150.16	5%	522.30	485.31	8%
Kearns Improvement District	313.88	336.03	-7%	660.76	713.64	-7%	5,449.97	5,932.73	-8%
Magna Water District	60.02	63.44	-5%	127.32	130.78	-3%	535.99	534.95	0%
Midvale City	136.50	124.58	10%	288.61	259.61	11%	2,215.85	2,309.84	-4%
Riverton City	392.36	374.06	5%	803.95	799.23	1%	3,969.12	4,290.90	-7%
South Jordan City ³	528.77	510.20	4%	1,091.03	1,070.71	2%	12,222.53	12,444.41	-2%
City of South Salt Lake	140.31	115.43	22%	256.24	242.78	6%	746.16	727.83	3%
Taylorsville-Bennion Improvement District	188.44	520.55	-64%	709.44	1,017.32	-30%	2,687.37	2,952.82	-9%
Utah Div. of Fac. Const. and Mgmt.	2.56	0.12	2030%	4.19	0.18	2225%	36.64	1.49	2359%
WaterPro, Inc.	60.20	0.00		79.45	0.00		1,263.44	1,271.10	-1%
City of West Jordan ³	787.25	797.32	-1%	1,681.35	1,686.41	0%	14,177.92	14,777.59	-4%
White City Water Improvement District	0.00	0.00		0.00	0.00		0.00	0.00	
Willow Creek Country Club ⁶	0.10	0.11	-12%	0.18	0.22	-20%	196.96	215.33	-9%
Wholesale System Subtotal	3,840.49	4,373.51	-12%	8,649.74	9,117.72	-5%	68,974.31	71,568.79	-4%
Retail System ²	345.20	308.97	12%	668.54	649.02	3%	5,459.29	5,558.64	-2%
Total Wholesale & Retail	4,185.68	4,682.47	-11%	9,318.28	9,766.74	-5%	74,433.60	77,127.43	-3%

Other M&I Deliveries

MWDSLS (Treated and Transported) ⁴	270.18	525.00	-49%	647.92	1,127.04	-43%	9,629.27	9,926.50	-3%
District Use (Non-revenue) ⁵	25.11	28.09	-11%	55.91	58.60	-5%	446.60	462.76	-3%
Other M&I Subtotal	295.30	553.09	-47%	703.83	1,185.64	-41%	10,075.87	10,389.26	-3%
Total M&I Deliveries	4,480.98	5,235.56	-14%	10,022.11	10,952.38	-8%	84,509.47	87,516.69	-3%

Irrigation and Raw Water Deliveries

Welby Jacob Water Users	0.00	0.00		0.00	0.00		16,941.88	16,000.42	6%
Total Irrigation and Raw Water	0.00	0.00		0.00	0.00		16,941.88	16,000.42	6%
Total Deliveries	4,480.98	5,235.56	-14%	10,022.11	10,952.38	-8%	101,451.36	103,517.12	-2%

¹ The City of South Salt Lake contract is based on a fiscal year. All other contracts are based on a calendar year.

² Retail deliveries are finalized after billing. Preliminary estimates using AMI data are made for the month previous to today.

³ Contract amount is minimum purchase plus remediated water.

⁴ Water treated and transported for MWDSLS by JWCD is delivered to Salt Lake City at 2100 South.

⁵ District Use (Non-revenue) includes water consumed in breaks, reservoir washing, fires, irrigation and facility potable water.

⁶ Willow Creek Country Club average annual usage is estimated at 350 acre-feet.

JORDAN VALLEY WATER CONSERVANCY DISTRICT		Wholesale Contract Progress (af) February 2026		■ Actual % of Contract ■ Projected ³ % of Contract	
Agency Name	Contract Type	Agency Name	Contract Type		
Bluffdale City	Conventional	Midvale City	Conventional	Contract: 3,600 (af) Actual: 272 (af) (8%) Projected: 3,684 (af) (102%)	Contract: 3,085 (af) Actual: 289 (af) (9%) Projected: 3,266 (af) (106%)
Draper City	Conventional	Riverton City	Conventional	Contract: 4,500 (af) Actual: 280 (af) (6%) Projected: 4,608 (af) (102%)	Contract: 5,200 (af) Actual: 804 (af) (15%) Projected: 6,014 (af) (116%)
Granger-Hunter Improvement District	Conventional	South Jordan City	Conventional	Contract: 17,000 (af) Actual: 1,442 (af) (8%) Projected: 17,089 (af) (101%)	Contract: 16,667 (af) Actual: 871 (af) (5%) Projected: 16,563 (af) (99%)
Herriman City	Conventional		Remediated ²	Contract: 7,500 (af) Actual: 685 (af) (9%) Projected: 7,524 (af) (100%)	Contract: 1,333 (af) Actual: 220 (af) (17%) Projected: 1,316 (af) (99%)
	Remediated ²	City of South Salt Lake ¹	Conventional	Contract: 667 (af) Actual: 110 (af) (17%) Projected: 658 (af) (99%)	Contract: 1,020 (af) Actual: 746 (af) (73%) Projected: 1,142 (af) (112%)
Hexcel Corporation	Conventional	Taylorville-Bennion Improvement District	Conventional	Contract: 720 (af) Actual: 158 (af) (22%) Projected: 861 (af) (120%)	Contract: 4,700 (af) Actual: 709 (af) (15%) Projected: 4,429 (af) (94%)
Kearns Improvement District	Conventional	Utah Division of Facilities Construction and Management	Conventional	Contract: 7,750 (af) Actual: 661 (af) (9%) Projected: 8,120 (af) (105%)	Contract: 548 (af) Actual: 4 (af) (1%) Projected: 77 (af) (14%)
Magna Water District	Conventional	WaterPro, Inc.	Conventional	Contract: 800 (af) Actual: 127 (af) (16%) Projected: 803 (af) (100%)	Contract: 950 (af) Actual: 79 (af) (8%) Projected: 1,602 (af) (169%)
		City of West Jordan	Conventional		Contract: 18,500 (af) Actual: 1,433 (af) (8%) Projected: 19,983 (af) (108%)
			Remediated ²		Contract: 1,500 (af) Actual: 248 (af) (17%) Projected: 1,480 (af) (99%)

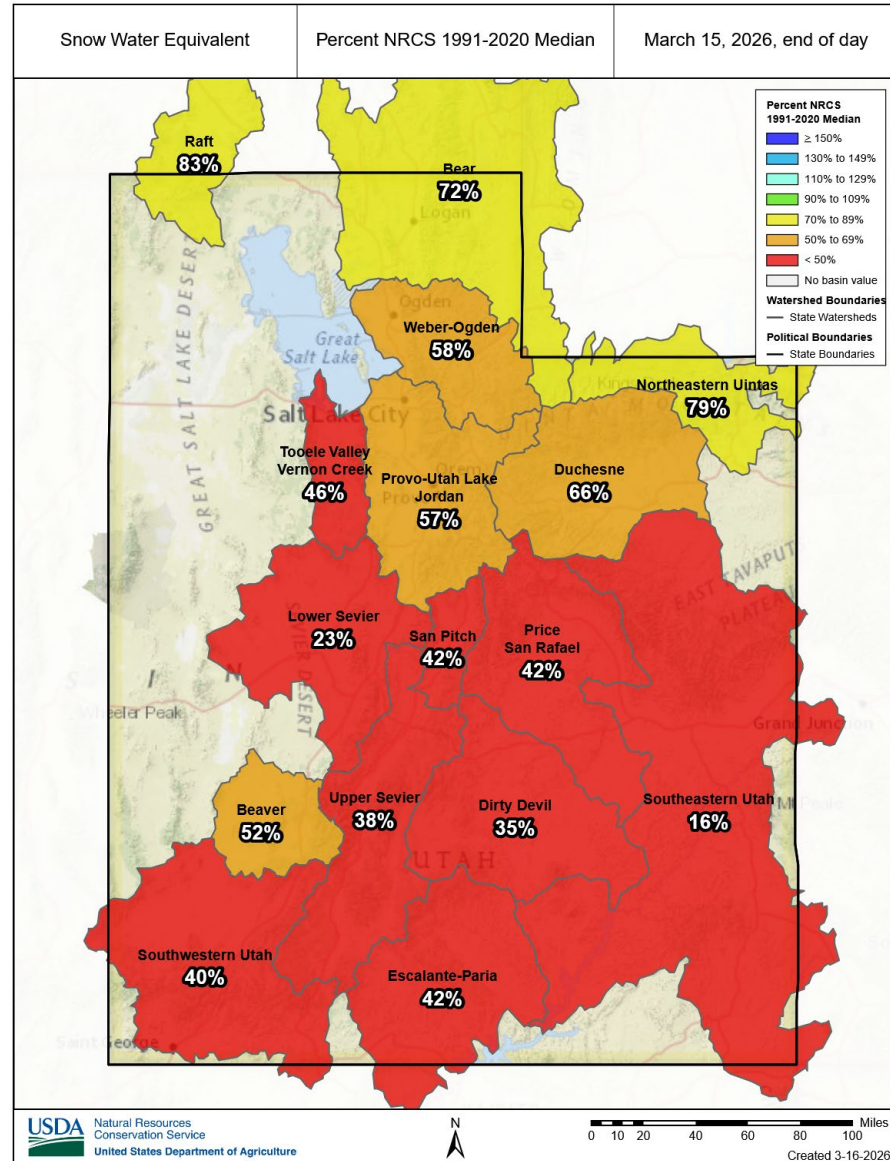
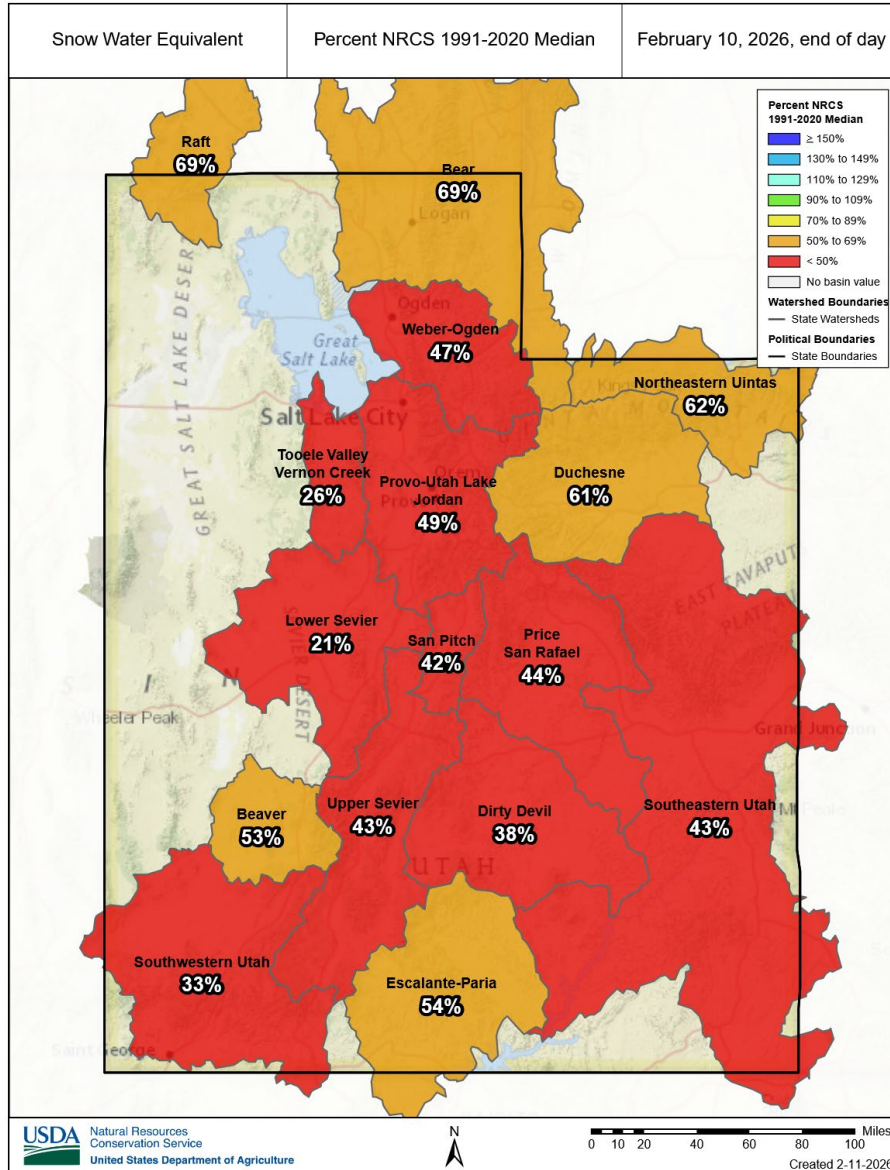
¹All contracts are on a calendar year except for City of South Salt Lake which is on a fiscal year.

²Remediated water is credited first as it becomes available.

³Projected deliveries are calculated as an average monthly delivery over the previous three years for months left in the contract year.

⁴Non-delivered portion of minimum purchase contract that may be deferred to future years as outlined in Section 1.8 of the Rules and Regulations for Wholesale Water Service.

Snow Water Equivalent

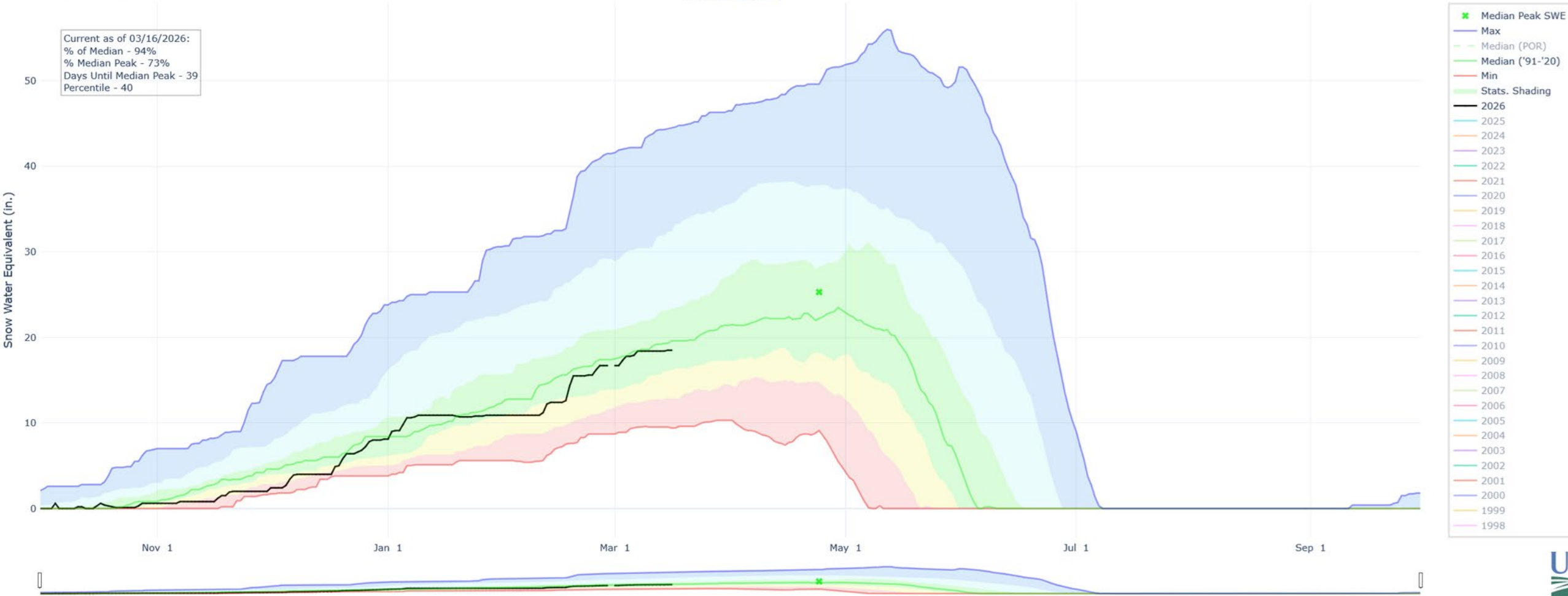


Current Conditions- Trial Lake

Reset Range

[Link to data: CSV / JSON](#)

Current as of 03/16/2026:
 % of Median - 94%
 % Median Peak - 73%
 Days Until Median Peak - 39
 Percentile - 40





2.3 WHOLESALE RATE SURCHARGES APPLICABLE FOLLOWING ADOPTION OF A WATER SUPPLY RESTRICTION LEVEL

The District has prepared a Drought Contingency Plan (DCP) with grant funding assistance from the U.S. Bureau of Reclamation. In accordance with the DCP, the District will consider establishing water supply restrictions under extraordinary drought conditions. In order to encourage compliance with the established water supply restrictions, the District will apply a rate surcharge for water deliveries which exceed the established restriction amount. The applicable rate surcharges are identified in the table below:

Rules and Regulations for Wholesale Water Services

Drought Contingency Plan (DCP) Water Supply Restriction Level	Water Restriction based on contract volume	Rate surcharge for water deliveries exceeding restriction level
0 – Normal	n/a	n/a (a)
1 – Moderate	Maximum Contract Volume (b)	Block 2 Rate x 1.10
2 – Severe	Intermediate Contract Volume (c)	Block 1 Rate x 1.25 (d)
3 – Extreme	Minimum Contract Volume	Block 1 Rate x 1.50 (d)
4 – Exceptional/Critical	Less than Minimum Contract Volume < 100% (e)	Block 1 Rate x 2.00 (d)
Notes: a) Block 2 rates are charged for all water delivered which exceeds 120% Minimum Contract Volume regardless of DCP Water Supply Restriction Level. b) Maximum Contract Volume is 20% more than the Minimum Contract Volume defined in the Wholesale Water Purchase Agreement. c) Intermediate Contract Volume is 10% more than the Minimum Contract Volume defined in the Wholesale Water Purchase Agreement. d) Water deliveries in excess of Maximum Contract Volume will also be charged at Block 2 Rate x 1.10. e) During Level 4 – Exceptional/Critical conditions, the District will establish a water restriction level based upon the then current conditions.		



GRANGER-HUNTER
IMPROVEMENT DISTRICT

Central Valley Update

March 2026

Monthly Cost Summary

Central Valley Water Reclamation Facility
Monthly Cost Summary
February 28, 2026

Description	Monthly Costs	O & M Monthly			
		Member Entity	Capital %	Average %	Pretreatment %
Facility Operation	1,889,740	Cottonwood	15.1102%	14.7412%	2.34%
Pretreatment Field	79,847	Mt Olympus	25.6933%	25.7075%	18.61%
Entity Lab Work	9,597	Granger-Hunter	26.1446%	26.6874%	41.60%
Net Lab Costs	85,432	Kearns	11.7081%	11.6528%	9.83%
Bond Trust Payment	1,960,612	Murray	7.4520%	7.3321%	5.15%
Bond/Cash Capital	4,005,267	South Salt Lake	4.3561%	4.4784%	21.53%
Pay-as-you-go CIP	145,349	Taylorville-Ben	9.5357%	9.4006%	0.94%
	8,175,844		100.0000%	100.0000%	100.0000%

Calculation	Description	Mount					Taylorville-		Total
		Cottonwood	Olympus	Granger-Hunter	Kearns	Murray	South Salt Lake	Bennion	
Monthly flows % (Table 3)	Facility Operation	278,570.35	485,804.91	504,322.47	220,207.62	138,557.63	84,630.12	177,646.90	1,889,740.00
Directly reimbursable costs	Pretreatment Field	1,868.42	14,859.53	33,216.35	7,848.96	4,112.12	17,191.06	750.56	79,847.00
Directly reimbursable costs	Entity Lab Work	90.00	1,200.00	2,397.00	145.00	900.00	2,265.00	2,600.00	9,597.00
Monthly flows % (Table 3)	Net Lab Costs	12,593.70	21,962.43	22,799.58	9,955.22	6,263.96	3,825.99	8,031.12	85,432.00
	Total O & M	293,122.47	523,826.87	562,735.40	238,156.80	149,833.71	107,912.17	189,028.58	2,064,616.00
	2024A Bond Entity Draws (Do not pay)	605,203.85	1,029,085.27	1,047,161.04	-	298,472.50	174,473.44	381,930.25	3,536,326.35
	Cash Entity Capital	-	-	-	468,940.67	-	-	-	468,940.67
	Monthly CIP (pay-as-you-go)	21,962.52	37,344.95	38,000.91	17,017.61	10,831.41	6,331.55	13,860.03	145,348.98
	2017A Bond Trust Payments	47,920.84	-	82,915.70	-	23,633.44	13,815.02	-	168,285.00
	2019A Bond Trust Payments	51,160.39	-	88,521.15	39,641.54	25,230.92	-	-	204,554.00
	2020A Loan DS Payments	49,922.15	84,886.78	86,377.63	38,681.65	24,620.28	-	31,504.50	315,992.99
	2021A Bank of Utah	16,493.69	28,045.78	28,538.40	12,780.09	8,134.31	4,754.94	10,408.79	109,156.00
	2021B Bond Trust Payments	18,250.55	31,033.14	31,578.23	14,141.39	9,000.75	5,261.43	11,517.50	120,782.99
	2021C Bond Trust Payments	97,642.79	166,030.13	168,946.10	75,657.48	48,154.83	-	61,619.68	618,051.01
	2024A Bond Trust Payments	72,527.00	123,324.59	125,491.00	-	35,768.72	20,908.53	45,770.17	423,790.01
	Total Entity Bill for Month	669,002.40	994,492.24	1,213,104.52	905,017.23	335,208.37	158,983.64	363,709.25	4,639,517.65

Member Entity	2017A Bond %	2019A Bond %	2020A Loan %	2021A Bond %	2021B Bond %	2021C Bond %	2024A Bond %
Cottonwood	28.4760%	25.0107%	15.7985%	15.1102%	15.1102%	15.7985%	17.1139%
Mt Olympus	0.00%	0.0000%	26.8635%	25.6933%	25.6933%	26.8635%	29.1004%
Granger-Hunter	49.2710%	43.2752%	27.3353%	26.1446%	26.1446%	27.3353%	29.6116%
Kearns	0.00%	19.3795%	12.2413%	11.7081%	11.7081%	12.2413%	0.0000%
Murray	14.0437%	12.3346%	7.7914%	7.4520%	7.4520%	7.7914%	8.4402%
South Salt Lake	8.2093%	0.0000%	0.0000%	4.3561%	4.3561%	0.0000%	4.9337%
Taylorville-Ben	0.00%	0.0000%	9.9700%	9.5357%	9.5357%	9.9700%	10.8002%
	100.0000%	100.0000%	100.0000%	100.0000%	100.0000%	100.0000%	100.0000%

Loading Table/O&M Costs

Table 3
Feb 2025 thru Jan 2026
Summary of Loadings to Central Valley Plant
Based on Data from Previous 12 Months

ENTITY	FLOW MGD	BOD mg/L	BOD Lbs/day	TSS mg/L	TSS Lbs/day
COTTONWOOD	6.20	255.65	13224.62	248.19	12838.50
MOUNT OLYMPUS	13.38	218.05	24335.95	171.76	19169.72
GRANGER-HUNTER	12.74	252.61	26842.39	188.25	20002.99
KEARNS	3.45	431.22	12421.19	357.23	10289.93
MURRAY	3.47	241.05	6977.17	199.41	5771.89
SOUTH SALT LAKE	2.19	273.09	4978.98	165.37	3014.97
TAYLORSVILLE-BENNION	4.04	277.58	9358.77	223.25	7526.94
TOTALS	45.48	258.74	98139.07	207.27	78614.92

Table 5
Feb 2025 thru Jan 2026
Entities Share of O&M Cost

ENTITY	% Based on Flow %	% Based on BOD %	% Based on TSS %	Total % of O&M Cost %
COTTONWOOD	3.21	4.52	7.02	14.7412
MOUNT OLYMPUS	6.92	8.31	10.48	25.7075
GRANGER-HUNTER	6.58	9.17	10.94	26.6874
KEARNS	1.78	4.24	5.63	11.6528
MURRAY	1.79	2.38	3.16	7.3321
SOUTH SALT LAKE	1.13	1.70	1.65	4.4784
TAYLORSVILLE-BENNION	2.09	3.20	4.12	9.4006
TOTALS	23.50	33.51	42.99	100.00



GRANGER-HUNTER
IMPROVEMENT DISTRICT

Legislative Update

March 2026

HB 19

Drinking Water Utilities Amendments

Rep. Jack

This bill requires a community water system to complete and emergency response plan and report a security breach to the Utah Cyber Center within two hours of discovering the breach.

HB 60

Water Rights Amendments

Rep. Shallenberger

This bill addresses actions related to an application to appropriate public water; modifies the extent to which the state engineer may consider a protest; and modifies the grounds that the state engineer may consider in approving or rejecting an application.

HB 76

Data Center Water Transparency Amendments

Rep. Koford

This bill requires certain large data centers to communicate with water providers, and some additional requirements with municipalities and with the Utah Division of Water Rights.

HB 147

Government Form Submission Amendments

Rep. Teuscher

This bill requires state and local government to provide an electronic option for filling out forms and for submitting forms, records, and other information.

165

Critical Infrastructure Amendments

Rep. Brooks

This bill directs the Utah Cyber Center to develop guidance on foreign adversary threats to critical infrastructure; authorizes voluntary security assessments for critical infrastructure involving foreign adversary technology; provides for coordination between the Utah Cyber Center and governmental entities on critical infrastructure security.

HB 236

Truth in Taxation Amendments

Rep. Peterson

This bill requires taxing entities considering a property tax increase to publicly disclose that intent early, use a tentative budget that excludes the proposed increase, present an alternative budget that includes it, and meet these requirements before the State Tax Commission may certify the tax increase.

HB 296

Water Commitment Amendments

Rep. Nguyen

This bill permits a commitment of available water to uses on the Great Salt Lake to be included in a water conservation plan.

HB 325

Government Records Classification Amendments

Rep. Shepherd

This bill classifies as public any record that documents a governmental entity's receipt or expenditure of funds, including:

- a record related to a financial account, budget, voucher, or grant;
- a financial report or general ledger; and
- a record documenting compensation a governmental entity pays to a vendor;

HB 410

Water Leasing Amendments

Rep. Koford

This bill makes appropriations to the Great Salt Lake Preservation Program (program) nonlapsing; directs the Great Salt Lake commissioner to facilitate leasing of water for the Great Salt Lake; creates the Great Salt Lake Preservation Board (board).
(Fiscal Note: \$2,750,000 for fiscal year 2027)

HB 425

Local Government Fees Amendments

Rep. Peterson

This bill prohibits a city from imposing a fee on the general public for broadband or public safety service, with exceptions;

HB 429

Special Districts Amendments

Rep. Pierucci

This bill provides a process for a county of the first class to initiate withdrawal from a first responder district; creates a process for a county of the first class or a municipality located in a county of the first class to initiate withdrawal from a garbage disposal district; and prohibits a garbage disposal district from incurring debt, issuing bonds, or otherwise incurring a financial obligation for a period of time after the county or municipality initiates the process to withdraw from the garbage disposal district;

HB 450

Data Privacy Amendments

Rep. Shallenberger

This bill restructures the Utah Privacy Commission (commission) to include representatives from state agencies, cities, counties, and public education; requires the office and the commission to jointly study the use of passive data collection technology by governmental entities and report findings and recommendations to the Government Operations Interim Committee;

SB 46

Water Wise Landscaping Amendments

Sen. Stratton

This bill imposes landscaping requirements related to state government facilities.

SB 123

Privacy and Cybersecurity Amendments

Sen. Harper

This bill expands the Utah Cyber Center's duties to include local education agencies; modifies the composition of the Cybersecurity Commission to include a representative from the Utah Education and Telehealth Network; and creates the Utah Cyber Center Restricted Account (account) and makes appropriations from the account nonlapsing.

SB 206

Tax Amendments

Sen. Harper

This bill creates the Statewide Tax Administration and Technology Solutions program, which includes maintenance and enhancement of the statewide property tax system, including statewide web portals.

SB 238

Property Tax Adjustments

Sen. Wilson

This bill requires residential property owners to apply to the county to receive a residential exemption if the property was ineligible for the residential exemption in the prior year, an ownership interest in the property changes, or the county has reason to believe the property no longer qualifies for the residential exemption.

UASD
Priority Tracking Sheet
As Of March 6th, 2026

HB/SB	Number	Version	Bill Title	Status	Sponsor	Position	Priority
HB	13	1st	Mun Serv Fees and Poli Sub Lien Amendments	House Filed	Paul Cutler	Track	
HB	17		Public Infrastructure Dist Meeting Amendments	Enrolling	Doug Welton	Track	
HB	19		Drinking Water Utilities Amendments	Governor Signed	Colin Jack	Track	
HB	60	1st	Water Rights Amendments	To Governor	David Shallenberger	Support	
HB	69	1st	Drinking Water Restructuring Amendments	To Governor	Carl Albrecht	Support	
HB	73		Public Employee Retaliatory Action Amendments	Enrolling	Neil Walter	Track and Amend	
HB	76	3rd	Data Center Water Transparency Amendments	Enrolling	Jill Koford	Support	
HB	79	1st	Governmental Immunity Amendments	Governor Signed	Matthew Gwynn	Support	
HB	147	4th	Government Form Submission Amendments	Enrolling	Jordan Teuscher	Track; Amended	
HB	154	1st	Water Loss Study Amendments	House Filed	Doug Owens	Support	
HB	155		Water Rates Amendments	House Filed	Doug Owens	Track with Concern	
HB	161		Property Tax Modifications	House Filed	Jill Koford	Track	
HB	165	4th	Critical Infrastructure Amendments	Enrolling	Walt Brooks	Track	
HB	184	3rd	Small Lots and Starter Homes Amendments	House Filed	Raymond Ward	Oppose	
HB	187	2nd	Water Amendments	Enrolling	Colin Jack	Support	
HB	215	1st	Landscaping Restrictions Authority	Enrolling	Thomas Peterson	Support	
HB	236	3rd	Truth in Taxation Amendments	Enrolling	Karen Peterson	Track; Amended	
HB	244	1st	Employment Amendments	House Filed	Lisa Shepherd	Track	
HB	246		Local Government Drug Testing Amendments	Enrolling	Cory Maloy	Support	
HB	247	5th	Great Salt Lake Related Amendments	Enrolling	Raymond Ward	Track	
HB	281		Workers' Compensation Cannabis Amendments	House Filed	Walt Brooks	Track	
HB	296		Water Commitment Amendments	To Governor	Hoang Nguyen	Support	
HB	304		Cash Payments Amendments	House Filed	Kristen Chevrier	Track and Amend	
HB	307	1st	Attorney Fees Amendments	Enrolling	Anthony Loubet	Support	
HB	309	1st	Junteenth Observance Amendments	Enrolling	Sandra Hollins	Support	
HB	319	2nd	Electronic Records Amendments	Enrolling	Paul Cutler	Support	
HB	325	3rd	Government Records Classification Amendments	Enrolling	Lisa Shepherd	Track	
HB	328	1st	Water Usage Modifications	House Filed	Clinton Okerlund	Track	
HB	329	3rd	State Employee Maternity and Leave Amendments	Enrolling	Ariel Defay	Track	
HB	330	2nd	Liability Limitations Amendments	Enrolling	Colin Jack	Track	
HB	338	3rd	First Responder Health Amendments	House Filed	Ryan Wilcox	Track	
HB	349	1st	Statewide Water Storage	House Filed	Walt Brooks	Track	
HB	355		Nuisance Modifications	House Filed	Tyler Clancy	Oppose	
HB	361	5th	Elections Provisions Amendments	Enrolling	Lisa Shepherd	Track	
HB	363	2nd	Water Easement Amendments	House Filed	Nelson Abbott	Track	
HB	365	1st	Taxation Notification Requirements	House Filed	Thomas Peterson	Track	
HB	396	1st	Public Project Subcontractor Amendments	Enrolling	Jefferson Burton	Track	
HB	400		Landscaping Water Amendments	House Filed	Doug Owens	Support	
HB	405	1st	State Purchasing Reserve Funding	House Filed	Ken Ivory	Track	

UASD
Priority Tracking Sheet
As Of March 6th, 2026

HB	410	1st	Water Leasing Amendments	Enrolling	Jill Koford	Support
HB	422	3rd	Public Infrastructure Districts Amendments	House Filed	Jill Koford	Track; Amended
HB	425		Local Government Fees Amendments	Enrolling	Karen Peterson	Track with Concern
HB	427		Tax Increment Financing Modifications	House Filed	Neil Walter	Track
HB	429	2nd	Special Districts Amendments	Enrolling	Candice Pierucci	Oppose
HB	439	2nd	Water Planning Amendments	House Filed	David Shallenberger	Track
HB	450	6th	Data Privacy Amendments	Enrolling	David Shallenberger	Track
HB	461		Tax Increment Financing Revisions	House Filed	Raymond Ward	TBD
HB	473	2nd	Colorado River Authority Amendments	Enrolling	Scott Chew	Track
HB	484		Property Tax Changes	House Filed	Kay Christofferson	Oppose
HB	485		Property Tax Revenue Increase Amendments	House Filed	Tiara Auxier	Oppose
HB	489		Water Infrastructure Amendments	House Filed	Thomas Peterson	Track; Amended
HB	490		Water Optimization Reporting Amendments	House Filed	Doug Owens	Track
HB	494	1st	Transfer of Water Interests	House Filed	Doug Owens	Support
HB	501	2nd	Water Modifications	House Filed	Bridger Bolinder	Track
HB	507	4th	St Coord of Region and Local Eco Dev Projects Amendments	Enrolling	Calvin Roberts	Track and Amend
HB	511	1st	Procurement Amendments	House Filed	David Shallenberger	Track with Concern
HB	530		State Permitting Council	Enrolling	Jason Kyle	Track
HB	533	2nd	Groundwater Amendments	House Filed	Mike Kohler	Track
HB	535	4th	Disposition of Public Property Modifications	Enrolling	Neil Walter	Track
HB	551		Government Records Access Amendments	House Filed	Lisa Shepherd	Track
HB	554		State Debt Collection Amendments	House Filed	Jefferson Burton	Track
HB	556		Special District Board Appointment Amendments	House Filed	Mark Strong	Oppose
HB	568		Impact Fee Limit Amendments	House Filed	Thomas Peterson	Oppose
HB	570		New Home Impact Fee Amendments	House Filed	Raymond Ward	Oppose
HB	584		State Employee Leave Amendments	House Filed	Thomas Peterson	Track
HB	591	3rd	Nuisance Amendments	Enrolling	Colin Jack	Track
HCF	6	1st	CR Re: Utah Housing Strategic Plan	Enrolling	Stephen Whyte	Support
HCF	9	2nd	CR Addressing the Great Salt Lake	Enrolling	Joseph Elison	Support
HJR	7		Prop Am UT Con Property Tax Modifications	House Filed	Jill Koford	Track
HJR	20		Prop Am UT Con Taxpay Over Gov Spending	House Filed	Tiara Auxier	Oppose
SB	19	1st	Digital Evidence Amendments	To Governor	Todd Weiler	Support
SB	25		Retirement Modifications	Enrolling	Wayne Harper	Track
SB	39		Investment Zones Amendments	Enrolling	Wayne Harper	Track
SB	46		Water Wise Landscaping Amendments	To Governor	Keven Stratton	Track
SB	64		Government Records Amendments	Senate Filed	Wayne Harper	Track
SB	78	4th	Property Tax Relief Amendments	Senate Filed	Daniel McCay	Track
SB	97	4th	Tax Revenue Amendments	Senate Filed	Daniel McCay	Track; Amended
SB	123	2nd	Privacy and Cybersecurity Amendments	Enrolling	Wayne Harper	Track
SB	139	2nd	Notary Amendments	Enrolling	Calvin Musselman	Track
SB	179		Wage Amendments	Senate Filed	Nate Blouin	Track
SB	193	1st	State Legal Holiday Amendments	Enrolling	Keven Stratton	Track
SB	197	1st	Transpor Funding & Governance Amendments	Enrolling	Wayne Harper	Track
SB	198		Water Project Management Amendments	Senate Filed	Scott Sandall	Track
SB	203		Local Option Sales Tax Amendments	Senate Filed	Jerry Stevenson	Support
SB	206	4th	Tax Amendments	Enrolling	Wayne Harper	Track; Amended

**UASD
Priority Tracking Sheet
As Of March 6th, 2026**

SB	221	2nd	Housing & Transit Reinvestment Zone Amendments	Senate Filed	Wayne Harper	Support	
SB	228	1st	Community Reinvestment Agency Amendments	Enrolling	Wayne Harper	Track	
SB	232	1st	Regulatory Impacts on Families	Enrolling	Lincoln Fillmore	Track	
SB	238		Property Tax Adjustments	Enrolling	Chris Wilson	Track	
SB	245		Impact Fee Amendments	Senate Filed	Calvin Musselman	Oppose	
SB	249		Public Employee Negotiation Amendments	Senate Filed	David Hinkins	Track	
SB	250		Great Salt Lake Amendments	Senate Filed	Nate Blouin	Track	
SB	252	1st	Water Usage at State-owned Facilities Amendments	Enrolling	Stephanie Pitcher	Track	
SB	264	1st	Elected Official Publicity Amendments	Senate Filed	Stephanie Pitcher	Track	
SB	275	2nd	State-Endorsed Digital Identity Program Amendments	Enrolling	Kirk Cullimore	Track	
SB	284	6th	Local Land Use Modifications	Enrolling	Lincoln Fillmore	Track	
SB	289		Local Sales Tax Distribution Amendments	Senate Filed	Nate Blouin	Oppose	
SB	299		Candidate Name Modifications	Senate Filed	Todd Weiler	Track	
SB	300		Single Payer Health Insurance Amendments	Senate Filed	Nate Blouin	Track	
SB	306		Special Districts Modifications	Senate Filed	Kirk Cullimore	Support	
SB	316		Public Employee Attorney Fee Recovery Amendments	Senate Filed	Stephanie Pitcher	Track	
SB	324	1st	Outcome-based Investment Grant Pilot Program	Enrolling	Calvin Musselman	Track	
SB	328		Municipal Service District Amendments	Senate Filed	Jen Plumb	Oppose	
SB	329		Public Contracting and Boycott Amendments	Senate Filed	Nate Blouin	Oppose	



GRANGER-HUNTER
IMPROVEMENT DISTRICT

OUR TEAM

- Enterprise Resilience and Annual Loss Reporting Update



2025
LOSS
REPORT

Enterprise Resilience & *Loss Results*

Granger-Hunter Improvement District

March 24, 2026



GRANGER-HUNTER
IMPROVEMENT DISTRICT



Enterprise Resilience

- 1. Infrastructure
- 2. Safety
- 3. Operational
- 4. Cyber & Technology
- 5. Regulatory & Compliance
- 6. Financial
- 7. Workforce
- 8. Emergency & Continuity



Current Risk Status - Mitigation Opportunities - and Areas for Continued Focus



Infrastructure Risk

Asset Failure

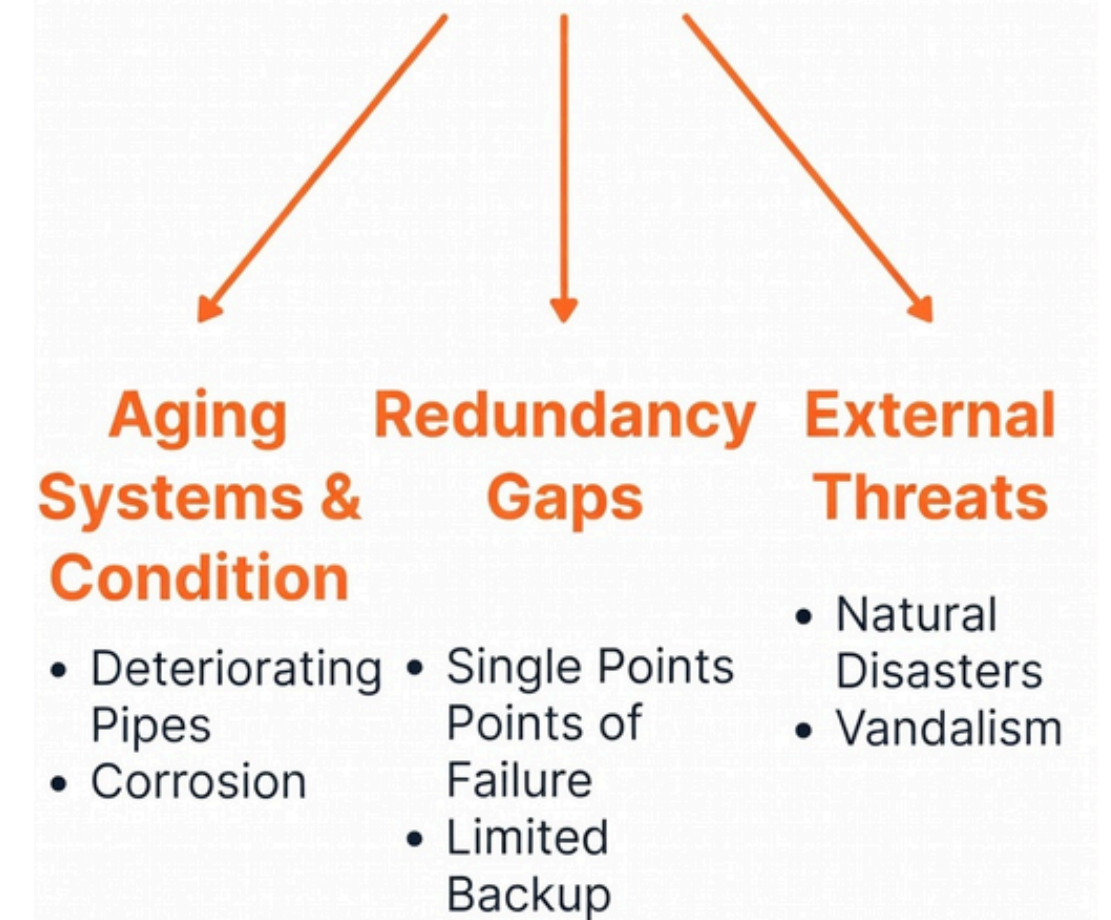
Aging Systems &
Condition

Redundancy Gaps

External Threats



Infrastructure Risk



Safety Exposure



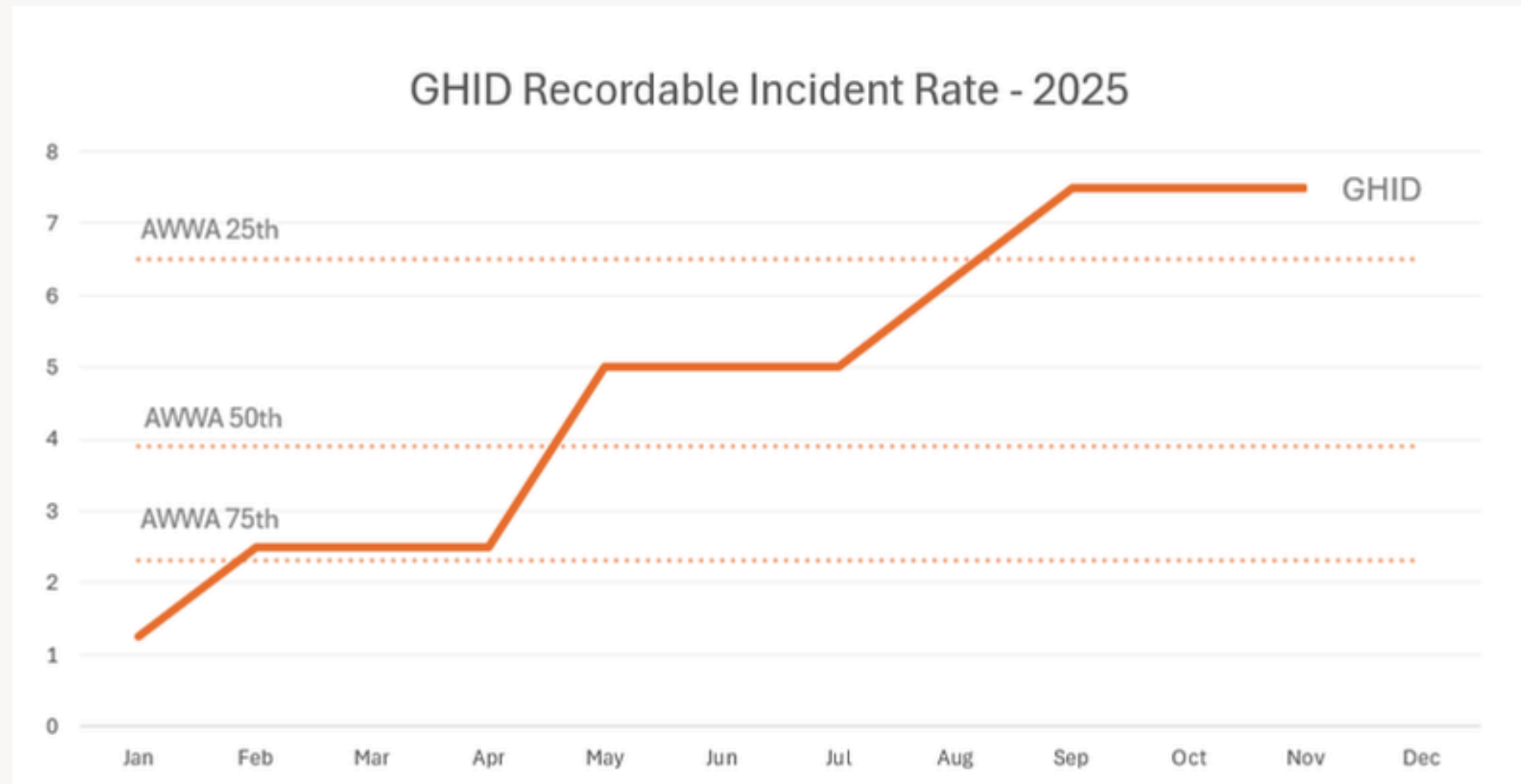
Injury - Job Hazards



Vehicle Operations



Culture And Accountability



Acct	1	Merit - Performance Review
	2	Discipline
	3	Rewards
Train	4	Site Specific
	5	Frequent
	6	Catered to our Hazards
Lessons	7	Developed
	8	Distributed
	9	Discussed and Implemented
Mgr Ld	10	Site Visits
	11	Rewards Available
	12	Lead Out
	13	Train Them



Operational Risks

Service Reliability



Process Advancement

Objective	
Equipment List of Components	
A. 2022 Vector 2100i (Unit 04)	
B. 2024 800-HPRTV Eco Crew (Unit 63)	
C. 2012 Freightliner Sprinter (Unit 35)	
D. 2016 Vector 2100 Plus (Unit 29)	
E. 2018 F-550 (Unit 31)	
F. 2006 Freightliner Water Truck (Unit 58)	
IV. Description – Equipment Operation	
A. Description of How the Vector Equipment Operates	8
B. Description of How the Closed-Circuit Television (CCTV) Operates	9
C. Overall Equipment Design Criteria	9
V. Collection System Preventative Maintenance	
A. Collection System Cleaning	10
B. Collection System Mainline CCTV Inspection	11
C. Collection System Lateral Launch CCTV Inspection	11
D. Collection System Manhole Inspection	11
E. Wastewater Pump Stations	11
F. Pretreatment	11
G. Damage Assessment and Defect Reporting	11
Staff Training	11
Agency Response for Collection System Corrective Maintenance	
A. Line Sewer Plug (Blockage) Procedures	11
B. Line Repair and Replacement Procedures	11
C. Lateral Repair and Replacement Procedures	11
D. Pump Procedures	11
E. In-Place Pipe (CIPP) and Manhole Lining	11



Critical Personnel Dependency



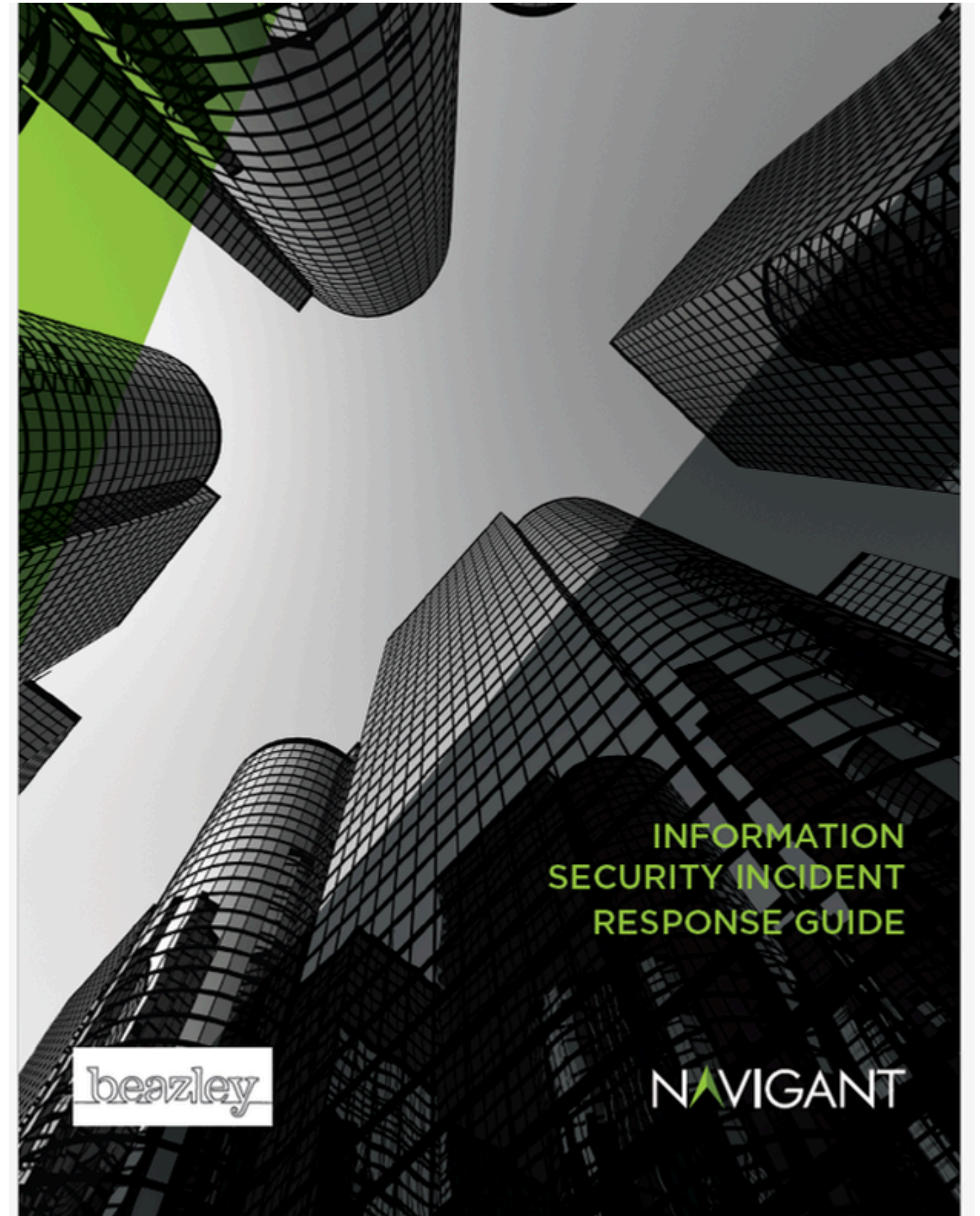
Cyber Technology Risk

Ransomware

SCADA Exposure

Data Integrity

Incident Response Readiness





Regulatory & Compliance Risk

Water Quality

Environmental

Policy





GRANGER-HUNTER
IMPROVEMENT DISTRICT

Financial Risk

Capital Funding Gaps

Insurance Exposure

Cost Escalation



GRANGER-HUNTER
IMPROVEMENT DISTRICT



2026 Final Budget

Workforce

Leadership Succession

Training Gaps

Retention of Key Skills



GRANGER-HUNTER
IMPROVEMENT DISTRICT

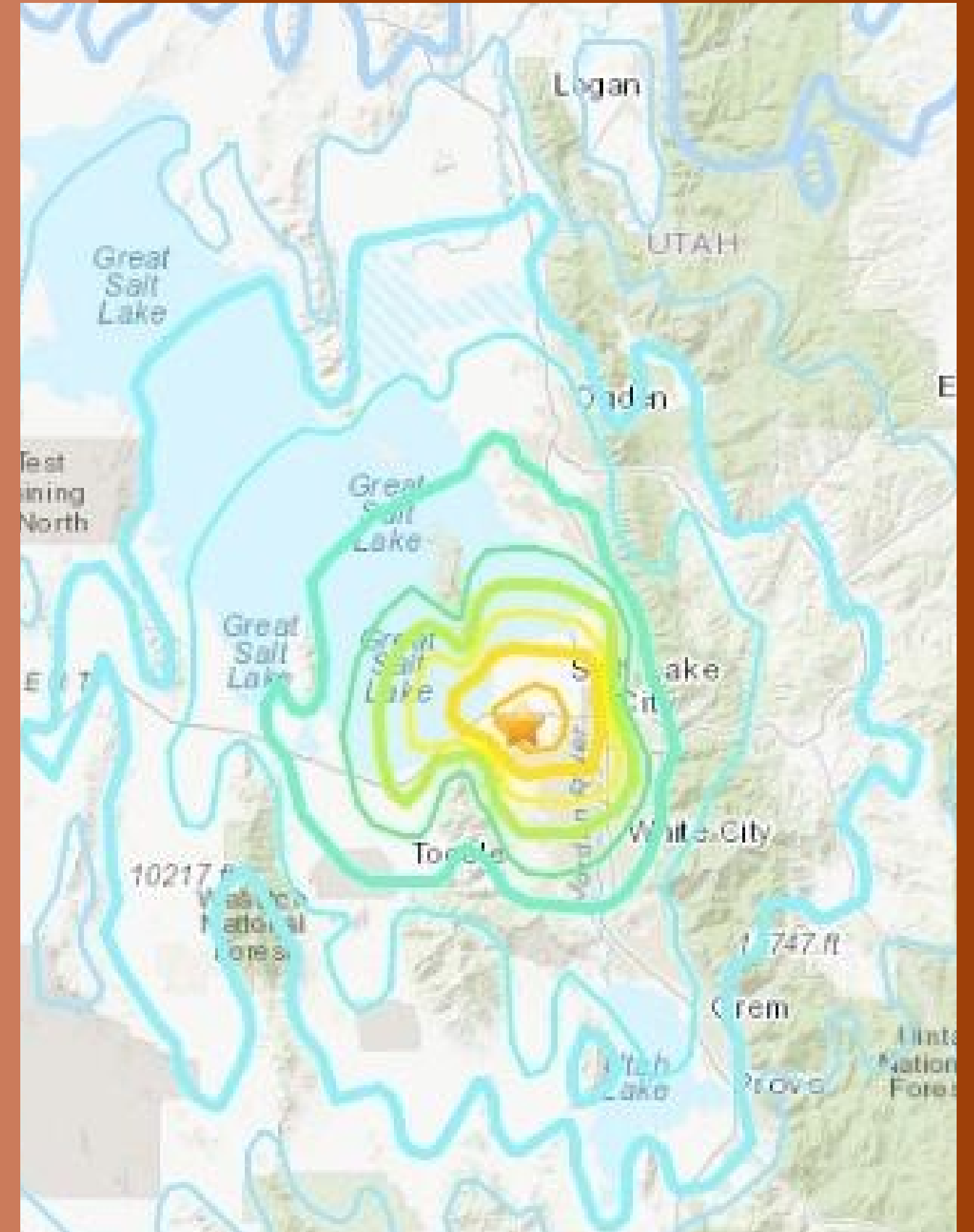
Emergency & Continuity

Disaster Response Capability

Continuity of Operations

Mutual Aid Readiness

Water Supply Resilience



Mitigation Efforts Highlights

- ✓ Safety Program Advancement
- ✓ Infrastructure Investments
- ✓ Cyber Controls
- ✓ Employee Retention and Development Programs
- ✓ Grant Pursuits
- ✓ Emergency Preparedness Advancements

Loss Reporting - Auto Collision and Liability

Auto Collision and Liability				Causes	Prevention	
	Date	Incurred Dollars	Paid Dollars			
1	Insured was allegedly rear ended by claimant while employee was stopped in traffic -- no injury	5/8/2025	\$262.00	\$262.22	Third Party	Awareness
2	Insured was allegedly side swiped by claimant while employee was shutting off valve -- no injury	6/30/2025	\$103.05	\$103.05	Third Party	Cone Placement Policy
			\$103.05	\$103.05		

Notes:

1. For both incidents, the other party was cited for fault and were responsible for damages.
2. Costs shown were for administration.

Loss Reporting - Commercial General Liability

	General Liability Property Damage	Date	Incurred Dollars	Paid Dollars	Causes	Prevention
1	Main line break in street allegedly flooded basement at three residents	2/9/2025	\$189,719.00	\$81,394.13	PRV Failure	Maintenance
2	Main line break in street allegedly flooded yard causing property damage	05/22/2025	\$1,500.00	\$1,500.00	MLB	Replacement
3	Main line break in street allegedly flooded basement	5/23/2025	\$18,719.00	\$18,719.00	MLB	Replacement
4	During main line installation adjacent fiber utility allegedly hit	06/19/2025	\$1,600.77	\$1,600.77	Adjacent Work	Awareness
5	Claimant allegedly hit large dip in the road causing damage to the tire and rim	7/23/2025	\$916.00	\$916.00	Road Condition	Maintenance
6	Claimant vehicle allegedly hit large dip in the road causing damage to the tire and rim	07/26/2025	\$686.00	\$686.00	Road Condition	Maintenance



Loss Reporting - Commercial General Liability ... continued

	General Liability Property Damage	Date	Incurred Dollars	Paid Dollars	Causes	Prevention
7	Main line break in street allegedly flooded yard causing property damage covering property in sand, silt and mud	08/10/2025	\$0.00	\$0.00	MLB	Replacement
8	Main line break in street allegedly flooded yard causing property damage	8/25/2025	\$3,499.00	\$3,499.00	MLB	Replacement
9	Resident Sewer lateral allegedly damaged during new hydrant installation	09/02/2025	\$13,424.00	\$13,424.04	Adjacent Work	Sewer Locate
10	Main line break in street allegedly flooded yard causing property damage	10/28/2025	\$0.00	\$0.00	MLB	Replacement
11	Main line break in street allegedly flooded yard causing property damage	10/31/2025	\$6,020.00	\$0.00	MLB	Replacement
12	Main line break in street allegedly flooded crawlspace and damaged furnace	12/17/2025	\$1,600.00	\$0.00	MLB	Replacement
			\$237,683.77	\$121,738.94		

Loss Reporting - General Liability Property

	General Liability Property Damage	Date	Incurred Dollars	Paid Dollars	Causes	Prevention
1	Third party struck and damaged RTU Panel adjacent to 3100 S	06/20/2025	\$0.00	\$0.00	Third Party	Distance



Loss Reporting - Worker's Compensation

	Worker's Compensation	Date	Incurred Dollars	Paid Dollars	Causes	Prevention
1	Employee felt sharp pain while allegedly bending and replacing service lateral	01/30/2025	\$393.00	\$392.67	Strain	Stretching
2	Employee allegedly fell on ice and injured shoulder at customer residence during service call	02/12/2025	\$13,165.00	\$13,164.52	Slip Trip Fall	PPE - Cleats; Hazard Recognition
3	Employee was stepping down from dump truck cab and allegedly missed the lower step resulting in a fall to the concrete floor onto his back	05/18/2025	\$659.00	\$659.44	Slip Trip Fall	Procedure
4	Employee experienced sharp shooting pain when allegedly picking up tool	05/22/2025	\$2,940.00	\$2,939.61	Strain	Stretching
5	While allegedly lifting a pressure relief lid, the employee felt a sharp pain in the inner left arm/left elbow	06/30/2025	\$909.00	\$909.01	Strain	Strain, Procedure
6	Employee strained foot while allegedly stepping out of District vehicle	08/19/2025	\$930.00	\$930.56	Strain	Procedure
7	Employee observed swelling and bite mark allegedly following meter repair	08/25/2025	\$0.00	\$0.00	Bite	Procedure
8	Employee was allegedly operating valve key when the key slipped causing the employee to fall forward from a standing position onto ground impacting and injuring	09/03/2025	\$54,247.00	\$4,480.25	Slip Trip Fall	Procedure / Maintenance / Tool
			\$73,243.00	\$23,476.06		



GRANGER-HUNTER
IMPROVEMENT DISTRICT










OUR OPERATIONS

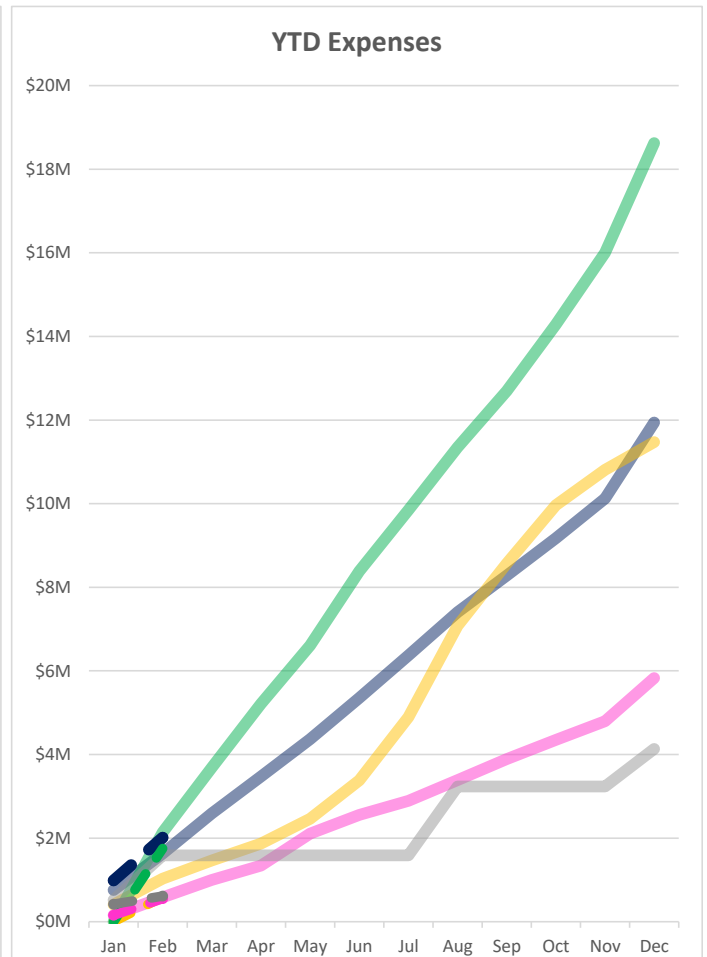
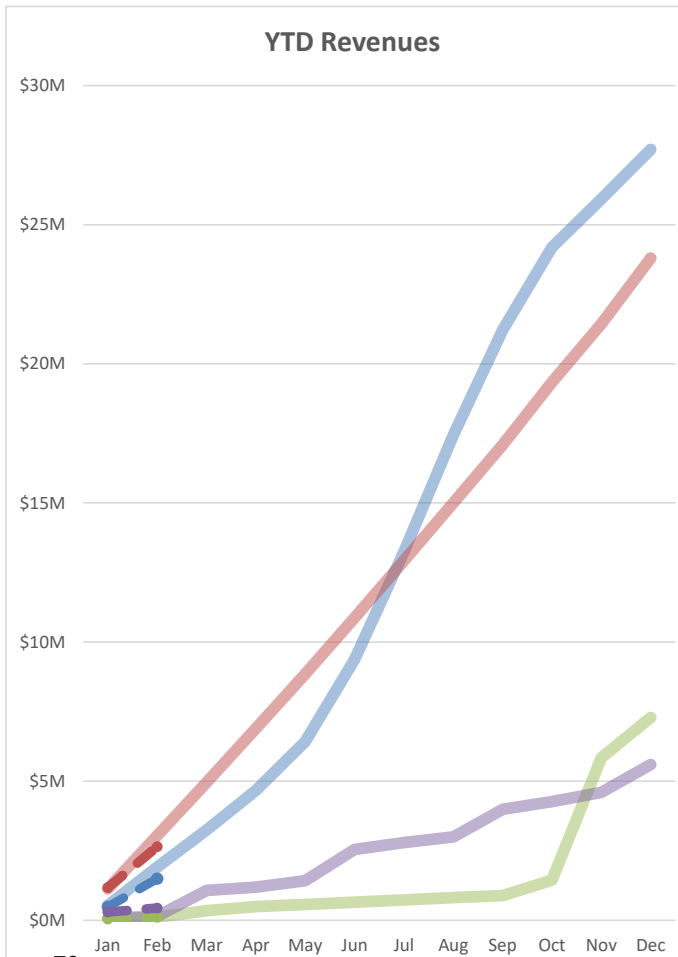
- February 2026 Financial Report
- February 2026 Paid Invoice Report
- Administrative Services Update
- Water Maintenance Update
- Wastewater Maintenance Update
- Operations Update
- Capital Projects Update
- Engineering Department Update





UNAUDITED STATEMENT

	Key	Feb 2026	YTD 2026	Amended Budget 2026	% of Budget
REVENUES					
Water Sales		\$ 1,010,645	\$ 1,494,510	\$ 27,705,000	5.4%
Sewer Service Charges		1,473,381	2,645,947	23,800,000	11.1%
Property Taxes		64,078	108,215	7,291,000	1.5%
Other		143,906	440,193	5,599,180	7.9%
Total Revenue		<u>2,692,010</u>	<u>4,688,865</u>	<u>64,395,180</u>	<u>7.3%</u>
EXPENSES					
Payroll and Benefits		1,026,582	2,012,103	11,940,852	16.9%
Water Purchases		593,074	593,074	11,472,825	5.2%
Central Valley		1,750,770	1,750,770	18,624,557	9.4%
O&M & Admin		399,753	553,487	5,828,209	9.5%
Debt Service		1,214,938	2,312,041	4,132,799	55.9%
Total Expenses		<u>4,985,117</u>	<u>7,221,475</u>	<u>51,999,242</u>	<u>13.9%</u>
CAPITAL					
Infrastructure		704,590	704,590	20,300,500	3.5%
Vehicles & Equipment		-	615,047	1,418,000	43.4%
Total Capital		<u>704,590</u>	<u>1,319,637</u>	<u>21,718,500</u>	<u>6.1%</u>
NET REVENUES		<u>\$ (2,997,697)</u>	<u>\$ (3,852,247)</u>	<u>\$ (9,322,562)</u>	<u>41.3%</u>
Add back Infrastructure		704,590	704,590	20,300,500	3.5%
Add Noncash OPEB Accrual		-	302,605	452,000	66.9%
ADJ NET REVENUES		<u>\$ (2,293,107)</u>	<u>\$ (2,845,052)</u>	<u>\$ 11,429,938</u>	<u>-24.9%</u>





REVENUES - UNAUDITED

	Feb 2025	YTD 2025	Amended Budget 2025	% of Budget	Feb 2026	YTD 2026	Amended Budget 2026	% of Budget
REVENUES								
Operating Revenues:								
Water Sales	\$ 1,293,710	\$ 1,785,538	\$ 26,661,000	6.7%	\$ 1,010,645	\$ 1,494,510	\$ 27,705,000	5.4%
Sewer Service Charges	1,280,037	1,781,337	15,162,000	11.7%	968,505	1,461,534	15,800,000	9.3%
Central Valley Assessmt	676,691	1,350,463	7,830,000	17.2%	504,876	1,184,413	8,000,000	14.8%
Engineering Fees	(1,075)	4,325	61,000	7.1%	3,175	19,213	61,000	31.5%
Connection fees	870	2,090	40,000	5.2%	14,238	19,524	40,000	48.8%
Inspection	6,075	12,192	100,000	12.2%	7,325	15,622	100,000	15.6%
Delinquent/Turn-on Fees	3,316	3,951	30,000	13.2%	4,085	8,235	30,000	27.5%
Waterwise Customer Revenue	-	-	3,500	0.0%	-	-	3,500	0.0%
Grant/Loan Forgive Revenue	546,693	546,693	5,731,000	9.5%	-	-	3,300,680	0.0%
Conservation Grant	-	-	68,500	0.0%	-	-	84,000	0.0%
Total Operating Revenue	3,806,317	5,486,589	55,687,000	9.9%	2,512,849	4,203,051	55,124,180	7.6%
Property Tax Revenue:								
Property Tax	16,252	33,681	6,020,600	0.6%	16,107	25,434	6,080,000	0.4%
Motor Vehicle	20,578	44,079	285,000	15.5%	19,008	39,372	290,000	13.6%
Personal Property	8,897	13,054	431,000	3.0%	7,343	9,865	431,000	2.3%
Delinquent Tax/Interest	20,032	38,364	90,000	42.6%	21,620	33,544	140,000	24.0%
Tax Increment for RDA	-	-	330,000	0.0%	-	-	350,000	0.0%
Total Property Tax Revenue	65,759	129,178	7,156,600	1.8%	64,078	108,215	7,291,000	1.5%
Non-operating Revenue:								
Impact Fees - Water	-	15,090	500,000	3.0%	-	41,502	750,000	5.5%
Impact Fees - Sewer	-	10,417	225,000	4.6%	2,262	30,916	225,000	13.7%
Interest	129,762	287,832	600,000	48.0%	101,640	218,584	600,000	36.4%
Sale of Surplus Equipment	-	1,000	94,000	1.1%	-	61,746	250,000	24.7%
Other	7,077	17,250	155,000	11.1%	11,181	24,851	155,000	16.0%
Total Non-operating Revenue	136,839	331,589	1,574,000	21.1%	115,083	377,599	1,980,000	19.1%
Total Revenues	\$ 4,008,915	\$ 5,947,356	\$ 64,417,600	9.2%	\$ 2,692,010	\$ 4,688,865	\$ 64,395,180	7.3%

Percent of Year Completed: 16.67%



GRANGER-HUNTER
IMPROVEMENT DISTRICT

EXPENSES - UNAUDITED

	Feb 2025	YTD 2025	Amended Budget 2025	% of Budget	Feb 2026	YTD 2026	Amended Budget 2026	% of Budget
EXPENSES								
Payroll Wages:								
Salaries & Wages	\$ 473,910	908,596	\$ 6,432,353	14.1%	\$ 601,425	1,054,861	\$ 6,735,724	15.7%
Overtime Wages	20,745	27,205	171,000	15.9%	4,471	9,258	180,524	5.1%
On-call Pay	11,370	19,772	150,000	13.2%	9,682	19,566	150,000	13.0%
Incentive Pay	-	300	800	37.5%	3,550	3,550	3,100	114.5%
Vehicle Allowance	-	-	-	0.0%	-	-	-	N/A
Clothing Allowance	-	-	22,000	0.0%	-	-	21,725	0.0%
Other/OPEB	-	-	89,000	0.0%	-	302,605	452,000	66.9%
<i>Total Payroll Wages</i>	<u>506,025</u>	<u>955,873</u>	<u>6,865,153</u>	<u>13.9%</u>	<u>619,128</u>	<u>1,389,840</u>	<u>7,543,073</u>	<u>18.4%</u>
Payroll Benefits:								
State Retirement Plan	82,220	151,658	1,071,477	14.2%	76,046	145,180	1,053,373	13.8%
401K Plan	50,960	96,189	626,944	15.3%	59,446	106,493	719,722	14.8%
Health/Dental Insurance	160,619	286,122	2,328,244	12.3%	235,687	322,370	2,413,662	13.4%
Medicare	7,220	13,635	95,757	14.2%	8,828	15,494	100,322	15.4%
Workers Compensation Ins	21,041	21,041	55,000	38.3%	22,007	22,007	47,000	46.8%
Life/LTD/LTC Insurance	4,796	7,101	61,300	11.6%	5,440	10,719	58,700	18.3%
State Unemployment	1,226	1,226	5,000	24.5%	-	-	5,000	0.0%
<i>Total Payroll Benefits</i>	<u>328,082</u>	<u>576,972</u>	<u>4,243,722</u>	<u>13.6%</u>	<u>407,454</u>	<u>622,263</u>	<u>4,397,779</u>	<u>14.1%</u>
Operations & Maintenance:								
Repair & Replacement	109,661	134,818	1,509,541	8.9%	73,645	97,799	1,533,050	6.4%
Building & Grounds	19,397	20,639	223,410	9.2%	10,302	11,290	187,550	6.0%
Vehicle Maint & Fuel	18,930	18,930	155,700	12.2%	4,693	4,693	146,800	3.2%
Vehicle Lease	3,384	6,767	33,000	20.5%	-	(88)	-	0.0%
Tools & Supplies	30,448	31,397	105,200	29.8%	8,550	10,664	76,070	14.0%
Water Purchases	594,757	594,757	12,249,425	4.9%	593,074	593,074	11,472,825	5.2%
Treatment Chemicals	-	-	32,000	0.0%	3,322	3,322	43,000	7.7%
Water Lab Testing Fees	1,763	1,937	80,930	2.4%	8,237	8,237	45,900	17.9%
Utilities	32,830	38,319	868,000	4.4%	6,068	6,068	857,836	0.7%
<i>Total O&M</i>	<u>811,170</u>	<u>847,564</u>	<u>15,257,206</u>	<u>5.6%</u>	<u>707,891</u>	<u>735,059</u>	<u>14,363,031</u>	<u>5.1%</u>
CVWRF:								
Facility Operations	881,524	881,524	6,572,851	13.4%	958,906	958,906	7,696,807	12.5%
Project Betterments	74,535	74,535	2,059,472	3.6%	38,904	38,904	2,086,925	1.9%
Pre-treatment Field	42,419	42,419	436,020	9.7%	41,576	41,576	476,742	8.7%
Laboratory	45,549	45,549	375,355	12.1%	41,219	41,219	384,439	10.7%
CVW Debt Service	647,406	647,406	8,040,379	8.1%	670,165	670,165	7,979,644	8.4%
<i>Total CVWRF</i>	<u>\$ 1,691,433</u>	<u>1,691,433</u>	<u>\$ 17,484,077</u>	<u>9.7%</u>	<u>\$ 1,750,770</u>	<u>1,750,770</u>	<u>\$ 18,624,557</u>	<u>9.4%</u>



GRANGER-HUNTER
IMPROVEMENT DISTRICT

EXPENSES - UNAUDITED

	Feb 2025	YTD 2025	Amended Budget 2025	% of Budget	Feb 2026	YTD 2026	Amended Budget 2026	% of Budget
General & Administrative:								
Office Supplies/Printing	\$ 548	779	\$ 24,225	3.2%	\$ 1,526	1,722	\$ 11,375	15.1%
Postage & Mailing	14,899	14,899	179,350	8.3%	13,873	14,323	179,580	8.0%
General Administrative	17,934	18,810	101,287	18.6%	9,374	18,682	88,904	21.0%
General Administrative-Elections	-	-	110,000	0.0%	-	-	-	0.0%
General Administrative-TNT	-	-	-	0.0%	-	-	2,000	0.0%
Computer Supplies	47,022	122,931	552,502	22.2%	27,587	92,368	494,979	18.7%
General Insurance	84,273	84,273	397,835	21.2%	155,798	155,798	393,359	39.6%
Utilities	4,650	10,815	98,700	11.0%	5,477	5,477	96,300	5.7%
Telephone	8,252	15,148	121,440	12.5%	9,123	13,723	111,146	12.3%
Training & Education	15,891	17,054	104,450	16.3%	8,119	9,849	85,825	11.5%
Safety	1,585	3,388	67,725	5.0%	1,571	4,427	56,425	7.8%
Legal fees	7,880	7,880	48,000	16.4%	14,699	14,699	45,500	32.3%
Auditing Fees	-	-	12,000	0.0%	-	-	15,850	0.0%
Professional Consulting	2,037	4,507	182,710	2.5%	4,192	4,276	247,260	1.7%
Public Relations/Conservation	-	-	92,500	0.0%	-	-	93,500	0.0%
Banking & Bonding	23,570	47,513	423,500	11.2%	33,597	67,033	438,500	15.3%
Payments to Other Gov't Agencies	-	9,233	48,500	19.0%	-	9,125	47,500	19.2%
Admin Contingency	-	-	180,000	0.0%	-	-	180,000	0.0%
<i>Total General Administrative</i>	<u>228,541</u>	<u>357,230</u>	<u>2,744,724</u>	<u>13.0%</u>	<u>284,936</u>	<u>411,502</u>	<u>2,588,003</u>	<u>15.9%</u>
Total Operating Expenses	<u>3,565,251</u>	<u>4,429,072</u>	<u>46,594,882</u>	<u>9.5%</u>	<u>3,770,179</u>	<u>4,909,434</u>	<u>47,516,443</u>	<u>10.3%</u>
Net Operating Revenues	<u>443,664</u>	<u>1,518,284</u>	<u>17,822,718</u>	<u>8.5%</u>	<u>(1,078,169)</u>	<u>(220,569)</u>	<u>16,878,737</u>	<u>-1.3%</u>
Indirect Operating Expenses:								
Depreciation	-	-	8,900,000	0.0%	-	-	9,300,000	0.0%
RDA Pass-Through	-	-	330,000	0.0%	-	-	350,000	0.0%
<i>Total Indirect Operating Exp</i>	<u>-</u>	<u>-</u>	<u>9,230,000</u>	<u>0.0%</u>	<u>-</u>	<u>-</u>	<u>9,650,000</u>	<u>0.0%</u>
Capital								
Infrastructure	323,928	551,870	22,887,571	2.4%	704,590	704,590	20,300,500	3.5%
Vehicles & Equipment	101,832	101,832	809,000	12.6%	-	615,047	1,418,000	43.4%
<i>Total Equipment</i>	<u>425,760</u>	<u>653,702</u>	<u>23,696,571</u>	<u>2.8%</u>	<u>704,590</u>	<u>1,319,637</u>	<u>21,718,500</u>	<u>6.1%</u>
Debt Service:								
Bond Interest and Fees	(154,903)	(17,644)	1,364,332	-1.3%	193,938	613,041	1,314,799	46.6%
Bond Principal Pmt ('21 Bond)	332,000	332,000	332,000	100.0%	-	337,000	337,000	100.0%
Bond Principal Pmt ('19 Bond)	-	-	1,008,000	0.0%	1,021,000	1,021,000	1,021,000	100.0%
Bond Principal Pmt ('23A Bond)	-	-	-	0.0%	-	341,000	341,000	100.0%
Bond Principal Pmt ('23B Bond)	-	-	1,090,000	0.0%	-	-	1,119,000	0.0%
<i>Total Debt Service</i>	<u>177,097</u>	<u>314,356</u>	<u>3,794,332</u>	<u>8.3%</u>	<u>1,214,938</u>	<u>2,312,041</u>	<u>4,132,799</u>	<u>55.9%</u>
Total Equip & Debt Service	<u>602,857</u>	<u>968,058</u>	<u>27,490,903</u>	<u>3.5%</u>	<u>1,919,528</u>	<u>3,631,678</u>	<u>25,851,299</u>	<u>14.0%</u>
Net Revenues	<u>(159,193)</u>	<u>550,226</u>	<u>(18,898,185)</u>	<u>-2.9%</u>	<u>(2,997,697)</u>	<u>(3,852,247)</u>	<u>(18,622,562)</u>	<u>20.7%</u>
Add back Depreciation	-	-	8,900,000	0.0%	-	-	9,300,000	0.0%
Add back Infrastructure	323,928	551,870	22,887,571	2.4%	704,590	704,590	20,300,500	3.5%
Add Noncash OPEB Accrual	-	-	89,000	0.0%	-	-	452,000	0.0%
Adjusted Net Revenues	<u>\$ 164,735</u>	<u>1,102,096</u>	<u>\$ 12,978,386</u>	<u>8.5%</u>	<u>\$ (2,293,107)</u>	<u>(3,147,657)</u>	<u>\$ 11,429,938</u>	<u>-27.5%</u>



BALANCE SHEET - UNAUDITED

	Feb 2026
ASSETS	
Current Assets	
Unrestricted cash and cash equivalents	\$ 15,242,868
Marketable Securities	8,957,666
Receivables	2,709,042
Inventory	1,539,692
Total Current Assets	<u>28,449,268</u>
Non-current Assets	
Restricted cash and cash equivalents	11,908,899
Capital Assets - net of depreciation	179,844,605
Investment in Central Valley Water Reclamation Facility	51,624,241
Total Non-current Assets	<u>243,377,745</u>
Deferred Outflows of Resources	
Deferred outflows relating to pensions	2,191,571
Total Deferred Outflows of Resources	<u>2,191,571</u>
Total Assets and Deferred Outflows of Resources	<u>\$ 274,018,584</u>
LIABILITIES	
Current Liabilities	
Accounts payable	\$ 242,060
Accrued liabilities	1,277,825
Retainage	452,569
Accrued interest	384,224
Customer water deposits	13,356
Total Current Liabilities	<u>2,370,034</u>
Non-Current Liabilities	
Long-term liabilities, due in more than one year	54,498,232
Net pension liability	1,294,520
Total Non-Current Liabilities	<u>55,792,752</u>
Deferred Inflows of Resources	
Deferred inflows relating to pensions	7,721
Total Deferred Inflows of Resources	<u>7,721</u>
Total Liabilities and Deferred Inflows of Resources	<u>58,170,507</u>
NET POSITION	
Total Net Position	<u>215,848,077</u>
Total Liabilities, Deferred Inflows of Resources and Net Position	<u>\$ 274,018,584</u>



GRANGER-HUNTER
IMPROVEMENT DISTRICT

FEBRUARY PAID INVOICE REPORT





Vendor Name	Payment Date	Payment Number	Description (Item)	Account Number	Account Name	Amount
Vendor: 1064 - ACE RECYCLING & DISPOSAL						
ACE RECYCLING & DISPOSAL	02/05/2026	131017	FEB 2026 RECYCLING	01-130-510220	BUILDINGS & GROUNDS - CU...	234.64
Vendor 1064 - ACE RECYCLING & DISPOSAL Total:						234.64
Vendor: 5480 - ACE VENDING DISTRIBUTION						
ACE VENDING DISTRIBUTION	02/05/2026	131040	Ace Vending Vending Machi...	01-130-510410	OFFICE SUPPLIES	1,150.00
Vendor 5480 - ACE VENDING DISTRIBUTION Total:						1,150.00
Vendor: 1210 - AMERICAN EXPRESS						
AMERICAN EXPRESS	02/05/2026	131018	JAN 2026 PURCHASES	01-000-210150	AMEX/MC PAYABLE	11,923.61
AMERICAN EXPRESS	02/05/2026	131018	AMZN/EMP GYM EQUIP	01-000-220700	EMPLOYEE RESERVE - GYM	149.99
AMERICAN EXPRESS	02/05/2026	131018	DEQ/CROSS CONNECTION C...	01-110-510430	GENERAL ADMINISTRATIVE	165.00
AMERICAN EXPRESS	02/05/2026	131018	PERSONALIZATION MALL/RET...	01-110-510430	GENERAL ADMINISTRATIVE	200.99
AMERICAN EXPRESS	02/05/2026	131018	AMEX/SAFETY PTS GIFT CARD...	01-110-510430	GENERAL ADMINISTRATIVE	352.90
AMERICAN EXPRESS	02/05/2026	131018	R&RBQC/RETIREMENT LUNC...	01-110-510430	GENERAL ADMINISTRATIVE	1,440.00
AMERICAN EXPRESS	02/05/2026	131018	RED ROCK/LEGISLATIVE AFFA...	01-110-510430	GENERAL ADMINISTRATIVE	150.34
AMERICAN EXPRESS	02/05/2026	131018	UCLS/MEMBERSHIP RENEW-...	01-110-510433	GENERAL ADMINISTRATIVE - ...	200.00
AMERICAN EXPRESS	02/05/2026	131018	ASSP/SAFETY PROFESSIONAL...	01-110-510433	GENERAL ADMINISTRATIVE - ...	245.00
AMERICAN EXPRESS	02/05/2026	131018	APWA/2026 MEMBERSHIP D...	01-110-510433	GENERAL ADMINISTRATIVE - ...	924.00
AMERICAN EXPRESS	02/05/2026	131018	AWWA/2026 IMS SUPPORTI...	01-110-510433	GENERAL ADMINISTRATIVE - ...	2,350.00
AMERICAN EXPRESS	02/05/2026	131018	AWWA/REGISTRATION LEGIS...	01-110-510480	TRAINING & EDUCATION - M...	100.00
AMERICAN EXPRESS	02/05/2026	131018	CHMBRWST/ANNUAL MEMB...	01-110-510480	TRAINING & EDUCATION - M...	30.00
AMERICAN EXPRESS	02/05/2026	131018	CHMBRWST/PROF DEV LUN...	01-110-510480	TRAINING & EDUCATION - M...	30.00
AMERICAN EXPRESS	02/05/2026	131018	CHMBRWST/PROF DEV LUN...	01-110-510480	TRAINING & EDUCATION - M...	400.00
AMERICAN EXPRESS	02/05/2026	131018	MEDALLUS MEDICAL/EMP D...	01-110-510520	PROFESSIONAL CONSULTING ..	95.00
AMERICAN EXPRESS	02/05/2026	131018	AMZN/OFFICE SUPPLIES	01-130-510410	OFFICE SUPPLIES	17.42
AMERICAN EXPRESS	02/05/2026	131018	AMZN/OFFICE SUPPLIES	01-130-510410	OFFICE SUPPLIES	17.50
AMERICAN EXPRESS	02/05/2026	131018	AMZN/OFFICE SUPPLIES	01-130-510410	OFFICE SUPPLIES	33.40
AMERICAN EXPRESS	02/05/2026	131018	AMZN/ADDING MACHING	01-130-510410	OFFICE SUPPLIES	78.08
AMERICAN EXPRESS	02/05/2026	131018	AMZN/ADDING MACHINE	01-130-510410	OFFICE SUPPLIES	88.70
AMERICAN EXPRESS	02/05/2026	131018	AMZN/ADDING MACHINE RE...	01-130-510410	OFFICE SUPPLIES	-88.70
AMERICAN EXPRESS	02/05/2026	131018	ASSP/REGISTRATION SAFETY...	01-210-510480	TRAINING & EDUCATION - SA...	809.00
AMERICAN EXPRESS	02/05/2026	131018	AMZN/ICS TRAINING BLD BL...	01-210-510490	SAFETY EXPENSE	82.98
AMERICAN EXPRESS	02/05/2026	131018	PKCP/SAFETY PROGRAM INC...	01-210-510490	SAFETY EXPENSE	330.64
AMERICAN EXPRESS	02/05/2026	131018	RWAU/REGISTRATION RWAU...	01-220-510480	TRAINING & EDUCATION - W...	1,275.00
AMERICAN EXPRESS	02/05/2026	131018	RWAU/WTR DIST EXAM - EM...	01-220-510480	TRAINING & EDUCATION - W...	189.00
AMERICAN EXPRESS	02/05/2026	131018	RWAU/REGISTRATION RWAU...	01-220-510480	TRAINING & EDUCATION - W...	425.00
AMERICAN EXPRESS	02/05/2026	131018	MY PLACE HOTEL/LODGING ...	01-220-510480	TRAINING & EDUCATION - W...	449.97
AMERICAN EXPRESS	02/05/2026	131018	MY PLACE HOTEL/LODGING ...	01-220-510480	TRAINING & EDUCATION - W...	449.97

Paid Check Report

Payment Dates: 2/1/2026 - 2/28/2026

Vendor Name	Payment Date	Payment Number	Description (Item)	Account Number	Account Name	Amount
AMERICAN EXPRESS	02/05/2026	131018	MY PLACE HOTEL/LODGING ...	01-220-510480	TRAINING & EDUCATION - W...	453.88
AMERICAN EXPRESS	02/05/2026	131018	MY PLACE HOTEL/LODGING ...	01-220-510480	TRAINING & EDUCATION - W...	599.96
AMERICAN EXPRESS	02/05/2026	131018	WVC PT/INV #273209	01-220-520210	REPAIR SUPPLIES - WTR R&R	300.00
AMERICAN EXPRESS	02/05/2026	131018	WVC PT/INV #273205	01-220-520210	REPAIR SUPPLIES - WTR R&R	100.00
AMERICAN EXPRESS	02/05/2026	131018	WVC PT/INV #273193	01-220-520210	REPAIR SUPPLIES - WTR R&R	100.00
AMERICAN EXPRESS	02/05/2026	131018	WVC PT/INV #273146	01-220-520210	REPAIR SUPPLIES - WTR R&R	100.00
AMERICAN EXPRESS	02/05/2026	131018	WVC PT/INV #273187	01-220-520210	REPAIR SUPPLIES - WTR R&R	100.00
AMERICAN EXPRESS	02/05/2026	131018	WVC PT/INV #273207	01-220-520210	REPAIR SUPPLIES - WTR R&R	100.00
AMERICAN EXPRESS	02/05/2026	131018	WVC PT/INV #273178	01-220-520210	REPAIR SUPPLIES - WTR R&R	100.00
AMERICAN EXPRESS	02/05/2026	131018	WVC PT/INV #273144	01-220-520210	REPAIR SUPPLIES - WTR R&R	200.00
AMERICAN EXPRESS	02/05/2026	131018	WVC PT/INV #273255	01-220-520210	REPAIR SUPPLIES - WTR R&R	200.00
AMERICAN EXPRESS	02/05/2026	131018	WVC PT/INV #273218	01-220-520210	REPAIR SUPPLIES - WTR R&R	200.00
AMERICAN EXPRESS	02/05/2026	131018	WVC PT/INV #273203	01-220-520210	REPAIR SUPPLIES - WTR R&R	200.00
AMERICAN EXPRESS	02/05/2026	131018	WVC PT/INV #273141	01-220-520210	REPAIR SUPPLIES - WTR R&R	100.00
AMERICAN EXPRESS	02/05/2026	131018	WVC PT/INV #273201	01-220-520210	REPAIR SUPPLIES - WTR R&R	100.00
AMERICAN EXPRESS	02/05/2026	131018	WVC PT/INV #273138	01-220-520210	REPAIR SUPPLIES - WTR R&R	100.00
AMERICAN EXPRESS	02/05/2026	131018	WVC PT/INV #273199	01-220-520210	REPAIR SUPPLIES - WTR R&R	100.00
AMERICAN EXPRESS	02/05/2026	131018	WVC PT/INV #273202	01-220-520210	REPAIR SUPPLIES - WTR R&R	100.00
AMERICAN EXPRESS	02/05/2026	131018	WVC PT/INV #273230	01-220-520210	REPAIR SUPPLIES - WTR R&R	100.00
AMERICAN EXPRESS	02/05/2026	131018	WVC PT/INV #273215	01-220-520210	REPAIR SUPPLIES - WTR R&R	100.00
AMERICAN EXPRESS	02/05/2026	131018	WVC PT/INV #273217	01-220-520210	REPAIR SUPPLIES - WTR R&R	100.00
AMERICAN EXPRESS	02/05/2026	131018	WVC PT/INV #273229	01-220-520210	REPAIR SUPPLIES - WTR R&R	100.00
AMERICAN EXPRESS	02/05/2026	131018	WVC PT/INV #273182	01-220-520210	REPAIR SUPPLIES - WTR R&R	100.00
AMERICAN EXPRESS	02/05/2026	131018	WVC PT/INV #273257	01-220-520210	REPAIR SUPPLIES - WTR R&R	100.00
AMERICAN EXPRESS	02/05/2026	131018	WVC PT/INV #273208	01-220-520210	REPAIR SUPPLIES - WTR R&R	100.00
AMERICAN EXPRESS	02/05/2026	131018	WVC PT/INV #273232	01-220-520210	REPAIR SUPPLIES - WTR R&R	100.00
AMERICAN EXPRESS	02/05/2026	131018	WVC PT/INV #273226	01-220-520210	REPAIR SUPPLIES - WTR R&R	100.00
AMERICAN EXPRESS	02/05/2026	131018	WVC PT/INV #273227	01-220-520210	REPAIR SUPPLIES - WTR R&R	100.00
AMERICAN EXPRESS	02/05/2026	131018	WVC PT/INV #273233	01-220-520210	REPAIR SUPPLIES - WTR R&R	100.00
AMERICAN EXPRESS	02/05/2026	131018	WVC PT/INV #273228	01-220-520210	REPAIR SUPPLIES - WTR R&R	100.00
AMERICAN EXPRESS	02/05/2026	131018	WVC PT/INV #273221	01-220-520210	REPAIR SUPPLIES - WTR R&R	200.00
AMERICAN EXPRESS	02/05/2026	131018	WVC PT/INV #273136	01-220-520210	REPAIR SUPPLIES - WTR R&R	200.00
AMERICAN EXPRESS	02/05/2026	131018	WVC PT/INV #273189	01-220-520210	REPAIR SUPPLIES - WTR R&R	200.00
AMERICAN EXPRESS	02/05/2026	131018	WVC PT/INV #273198	01-220-520210	REPAIR SUPPLIES - WTR R&R	200.00
AMERICAN EXPRESS	02/05/2026	131018	WVC PT/INV #273142	01-220-520210	REPAIR SUPPLIES - WTR R&R	200.00
AMERICAN EXPRESS	02/05/2026	131018	WVC PT/INV #273216	01-220-520210	REPAIR SUPPLIES - WTR R&R	200.00
AMERICAN EXPRESS	02/05/2026	131018	WVC PT/INV #273214	01-220-520210	REPAIR SUPPLIES - WTR R&R	200.00
AMERICAN EXPRESS	02/05/2026	131018	WVC PT/INV #273196	01-220-520210	REPAIR SUPPLIES - WTR R&R	200.00
AMERICAN EXPRESS	02/05/2026	131018	WVC PT/INV #273213	01-220-520210	REPAIR SUPPLIES - WTR R&R	200.00
AMERICAN EXPRESS	02/05/2026	131018	AMZN/MILWAUKEE BATTERY...	01-220-520240	TOOLS & SUPPLIES - WTR R&R	70.28
AMERICAN EXPRESS	02/05/2026	131018	HOLIDAY INN/LODGING RW...	01-230-510480	TRAINING & EDUCATION - W...	-601.89
AMERICAN EXPRESS	02/05/2026	131018	ED & TRNG/MGMT & SUP LD...	01-230-510480	TRAINING & EDUCATION - W...	549.00
AMERICAN EXPRESS	02/05/2026	131018	HOLIDAY INN/LODGING RW...	01-230-510480	TRAINING & EDUCATION - W...	-623.78
AMERICAN EXPRESS	02/05/2026	131018	HOLIDAY INN/LODGING RW...	01-231-510480	TRAINING & EDUCATION - W...	639.89

Paid Check Report

Payment Dates: 2/1/2026 - 2/28/2026

Vendor Name	Payment Date	Payment Number	Description (Item)	Account Number	Account Name	Amount
AMERICAN EXPRESS	02/05/2026	131018	RWAU/REGISTRATION RWAU...01-231-510480		TRAINING & EDUCATION - W...	425.00
AMERICAN EXPRESS	02/05/2026	131018	HOLIDAY INN/LODGING RW... 01-231-510480		TRAINING & EDUCATION - W...	-601.89
AMERICAN EXPRESS	02/05/2026	131018	HOLIDAY INN/LODGING RW... 01-231-510480		TRAINING & EDUCATION - W...	-601.89
AMERICAN EXPRESS	02/05/2026	131018	FEDEX/WATER QUALITY SHI... 01-231-530270		WATER TESTING FEES	62.56
AMERICAN EXPRESS	02/05/2026	131018	HOLIDAY INN/LODGING RW... 01-350-510480		TRAINING & EDUCATION - O...	605.18
AMERICAN EXPRESS	02/05/2026	131018	RWAU/REGISTRATION RWAU...01-350-510480		TRAINING & EDUCATION - O...	425.00
AMERICAN EXPRESS	02/05/2026	131018	AMZN/NITRILE GLOVES	01-350-520210	REPAIR SUPPLIES - OPERATOR	228.00
AMERICAN EXPRESS	02/05/2026	131018	AMZN/WEB SERVICES	01-360-510440	COMPUTER SUPPLIES/EQUI...	913.79
AMERICAN EXPRESS	02/05/2026	131018	AMZN/SCADA SUPPLIES	01-360-510440	COMPUTER SUPPLIES/EQUI...	846.99
AMERICAN EXPRESS	02/05/2026	131018	AMZN/IT SUPPLIES	01-360-510440	COMPUTER SUPPLIES/EQUI...	11.99
AMERICAN EXPRESS	02/05/2026	131018	AMZN/IT SUPPLIES	01-360-510440	COMPUTER SUPPLIES/EQUI...	47.24
AMERICAN EXPRESS	02/05/2026	131018	ASSET TIGER-SMARTSIGN/AS...01-360-510440		COMPUTER SUPPLIES/EQUI...	220.00
AMERICAN EXPRESS	02/05/2026	131018	ZOOM/ONLINE MTGS	01-360-510440	COMPUTER SUPPLIES/EQUI...	219.90
AMERICAN EXPRESS	02/05/2026	131018	AMZN/IT SUPPLIES	01-360-510440	COMPUTER SUPPLIES/EQUI...	59.93
AMERICAN EXPRESS	02/05/2026	131018	AMZN/IT SUPPLIES	01-360-510440	COMPUTER SUPPLIES/EQUI...	20.72
AMERICAN EXPRESS	02/05/2026	131018	AMZN/IT SUPPLIES	01-360-510440	COMPUTER SUPPLIES/EQUI...	77.70
AMERICAN EXPRESS	02/05/2026	131018	ADOBE/PDF SOFTWARE SUB... 01-360-510440		COMPUTER SUPPLIES/EQUI...	3,345.84
AMERICAN EXPRESS	02/05/2026	131018	AMZN/WEB SERVICES	01-360-510440	COMPUTER SUPPLIES/EQUI...	913.51
AMERICAN EXPRESS	02/05/2026	131018	GOTO/LOG ME IN SUBSCRIPT...01-360-510440		COMPUTER SUPPLIES/EQUI...	954.99
AMERICAN EXPRESS	02/05/2026	131018	AMZN/HDMI CABLE	01-360-510440	COMPUTER SUPPLIES/EQUI...	28.49
AMERICAN EXPRESS	02/05/2026	131018	AIRSLATE (SIGN NOW)/E-SIG... 01-360-510440		COMPUTER SUPPLIES/EQUI...	180.00
AMERICAN EXPRESS	02/05/2026	131018	CDW-G/IT SUPPLIES	01-360-510440	COMPUTER SUPPLIES/EQUI...	206.56
AMERICAN EXPRESS	02/05/2026	131018	AMZN/IT SUPPLIES	01-360-510440	COMPUTER SUPPLIES/EQUI...	103.94

Vendor 1210 - AMERICAN EXPRESS Total: 37,895.68

Vendor: 1930 - AMERITAS LIFE INSURANCE CORP

AMERITAS LIFE INSURANCE ...	02/05/2026	131022	POLICY 010-065955-00001/...	01-000-220500	HEALTH INSURANCE PAYABLE	483.91
AMERITAS LIFE INSURANCE ...	02/05/2026	131022	POLICY 010-065955-00001/...	01-000-220500	HEALTH INSURANCE PAYABLE	483.91
AMERITAS LIFE INSURANCE ...	02/05/2026	131022	POLICY 010-065955-00001/J...	01-230-500130	HEALTH INSURANCE - WTR ...	0.02
AMERITAS LIFE INSURANCE ...	02/05/2026	131022	POLICY 030-301010-00001/J...	01-110-500130	HEALTH INSURANCE - MGMT	354.20
AMERITAS LIFE INSURANCE ...	02/12/2026	131049	POLICY 030-301010-00001/...	01-000-220501	DENTAL INSURANCE CLAIMS ...	1,116.60
AMERITAS LIFE INSURANCE ...	02/12/2026	131049	POLICY 030-301010-00001/...	01-000-220501	DENTAL INSURANCE CLAIMS ...	1,280.20
AMERITAS LIFE INSURANCE ...	02/18/2026	131086	POLICY 030-301010-00001/...	01-000-220501	DENTAL INSURANCE CLAIMS ...	230.00
AMERITAS LIFE INSURANCE ...	02/25/2026	131112	POLICY 030-301010-00001/...	01-000-220501	DENTAL INSURANCE CLAIMS ...	879.00

Vendor 1930 - AMERITAS LIFE INSURANCE CORP Total: 4,827.84

Vendor: 5132 - APA BENEFITS, INC.

APA BENEFITS, INC.	02/25/2026	131131	JAN 2026 COBRA SERVICING	01-110-510520	PROFESSIONAL CONSULTING ..	55.30
--------------------	------------	--------	--------------------------	---------------	----------------------------	-------

Vendor 5132 - APA BENEFITS, INC. Total: 55.30

Vendor: 1087 - APCO INC

APCO INC	02/25/2026	131107	26B SCADA UPGRADES PHAS...	01-340-520920	INFRASTRUCTURE PURCHAS...	5,401.80
----------	------------	--------	----------------------------	---------------	---------------------------	----------

Vendor 1087 - APCO INC Total: 5,401.80

Paid Check Report

Payment Dates: 2/1/2026 - 2/28/2026

Vendor Name	Payment Date	Payment Number	Description (Item)	Account Number	Account Name	Amount
Vendor: 1267 - APELLO						
APELLO	02/12/2026	DFT0002397	FEB 2026 ANSWERING SERVI...	01-360-510470	TELEPHONE	339.95
Vendor 1267 - APELLO Total:						339.95
Vendor: 5413 - APPLICANTPRO HOLDINGS, LLC						
APPLICANTPRO HOLDINGS, L...	02/18/2026	131100	MAR 2026 APPLICANT TRACK...	01-360-510440	COMPUTER SUPPLIES/EQUI...	186.00
Vendor 5413 - APPLICANTPRO HOLDINGS, LLC Total:						186.00
Vendor: 1295 - ARIES INDUSTRIES, INC.						
ARIES INDUSTRIES, INC.	02/25/2026	131108	Unit #31- Camera Head Repair	01-240-520240	TOOLS & SUPPLIES - WW MA...	72.89
Vendor 1295 - ARIES INDUSTRIES, INC. Total:						72.89
Vendor: 1306 - ASAP AUTO PARTS WAREHOUSE						
ASAP AUTO PARTS WAREHO...	02/05/2026	131019	Unit #21-Battery core - hydr...	01-260-520210	REPAIR SUPPLIES - BLD/FLT ...	-9.00
ASAP AUTO PARTS WAREHO...	02/05/2026	131019	Unit #09-Battery return	01-260-520210	REPAIR SUPPLIES - BLD/FLT ...	-260.72
ASAP AUTO PARTS WAREHO...	02/05/2026	131019	Unit #20, #9 - PM filter, Batte...	01-260-520210	REPAIR SUPPLIES - BLD/FLT ...	266.88
ASAP AUTO PARTS WAREHO...	02/05/2026	131019	Battery for hydrant saver tool	01-230-520240	TOOLS & SUPPLIES - WTR MA...	56.28
ASAP AUTO PARTS WAREHO...	02/05/2026	131019	Unit #35-Oil filter	01-260-520210	REPAIR SUPPLIES - BLD/FLT ...	7.23
ASAP AUTO PARTS WAREHO...	02/05/2026	131019	Unit #35-Fuel filter	01-260-520210	REPAIR SUPPLIES - BLD/FLT ...	18.14
ASAP AUTO PARTS WAREHO...	02/05/2026	131019	Well/booster motor grease	01-350-520210	REPAIR SUPPLIES - OPERATOR	21.61
ASAP AUTO PARTS WAREHO...	02/05/2026	131019	Anti-freeze for valve trucks	01-230-520210	REPAIR SUPPLIES - WTR MAI...	95.76
ASAP AUTO PARTS WAREHO...	02/05/2026	131019	Unit #56-PM filters	01-260-520210	REPAIR SUPPLIES - BLD/FLT ...	36.50
ASAP AUTO PARTS WAREHO...	02/05/2026	131019	WWPS - East Rec - Wet Well ...	01-350-520210	REPAIR SUPPLIES - OPERATOR	11.45
ASAP AUTO PARTS WAREHO...	02/05/2026	131019	WWPS-Warner Fan Belt	01-350-520210	REPAIR SUPPLIES - OPERATOR	15.09
Vendor 1306 - ASAP AUTO PARTS WAREHOUSE Total:						259.22
Vendor: 1330 - ASSOCIATED BUSINESS TECHNOLOGIES						
ASSOCIATED BUSINESS TECH...	02/18/2026	131082	BLD A & BLD B PRINTER-SCA...	01-130-510410	OFFICE SUPPLIES	214.95
Vendor 1330 - ASSOCIATED BUSINESS TECHNOLOGIES Total:						214.95
Vendor: 5458 - AWP, INC						
AWP, INC	02/12/2026	131077	Traffic Control Monthly	01-220-520210	REPAIR SUPPLIES - WTR R&R	337.59
Vendor 5458 - AWP, INC Total:						337.59
Vendor: 1403 - AZTECA SYSTEMS, LLC						
AZTECA SYSTEMS, LLC	02/25/2026	131109	Cityworks Online Migration	01-360-510440	COMPUTER SUPPLIES/EQUI...	1,350.00
Vendor 1403 - AZTECA SYSTEMS, LLC Total:						1,350.00
Vendor: 5149 - BACKFLOW PREVENTION SUPPLY INC						
BACKFLOW PREVENTION SU...	02/12/2026	131073	Backflow Supply Double Che...	01-231-530270	WATER TESTING FEES	833.04
Vendor 5149 - BACKFLOW PREVENTION SUPPLY INC Total:						833.04
Vendor: 5174 - BARBOSA, DANIEL						
BARBOSA, DANIEL	02/19/2026	10567	MILEAGE, MEALS/RWAU CO...	01-220-510480	TRAINING & EDUCATION - W...	463.36
Vendor 5174 - BARBOSA, DANIEL Total:						463.36
Vendor: 1434 - BATTERY SYSTEMS INC						
BATTERY SYSTEMS INC	02/18/2026	131083	WWPS - East Rec - Generator...	01-350-520210	REPAIR SUPPLIES - OPERATOR	128.54
Vendor 1434 - BATTERY SYSTEMS INC Total:						128.54

Paid Check Report

Payment Dates: 2/1/2026 - 2/28/2026

Vendor Name	Payment Date	Payment Number	Description (Item)	Account Number	Account Name	Amount
Vendor: 1446 - BECK, BRETT S						
BECK, BRETT S	02/19/2026	10562	MILEAGE, MEALS/RWAU CO...	01-220-510480	TRAINING & EDUCATION - W...	463.36
						Vendor 1446 - BECK, BRETT S Total:
Vendor: 5488 - BLACK ROCK BUILDERS						
BLACK ROCK BUILDERS	02/25/2026	131136	BLACK ROCK BUILDERS/AS-B...	01-000-410300	ENGINEERING FEES	1,250.00
						Vendor 5488 - BLACK ROCK BUILDERS Total:
Vendor: 1470 - BLUE STAKES OF UTAH UTILITY						
BLUE STAKES OF UTAH UTILI...	02/12/2026	131045	2026 Blue Stakes Services	01-340-510520	PROFESSIONAL CONSULTING ..	1,010.00
						Vendor 1470 - BLUE STAKES OF UTAH UTILITY Total:
Vendor: 1500 - BOWEN COLLINS AND ASSOCIATES						
BOWEN COLLINS AND ASSOC...	02/25/2026	131110	Redwood Rd Swr CM	01-340-520920	INFRASTRUCTURE PURCHAS...	5,108.35
BOWEN COLLINS AND ASSOC...	02/25/2026	131110	Redwood Rd Wtr CM	01-340-520920	INFRASTRUCTURE PURCHAS...	798.15
BOWEN COLLINS AND ASSOC...	02/25/2026	131110	25H: EAST REC & DECKER NO...	01-340-520920	INFRASTRUCTURE PURCHAS...	4,085.92
BOWEN COLLINS AND ASSOC...	02/25/2026	131110	25K; WELL NO. 15 GENERAT...	01-340-520920	INFRASTRUCTURE PURCHAS...	516.00
						Vendor 1500 - BOWEN COLLINS AND ASSOCIATES Total:
Vendor: 1650 - CDW GOVERNMENT LLC						
CDW GOVERNMENT LLC	02/25/2026	131111	Patch Management software...	01-360-510440	COMPUTER SUPPLIES/EQUI...	4,115.25
						Vendor 1650 - CDW GOVERNMENT LLC Total:
Vendor: 1670 - CENTRAL VALLEY WATER REC FACILITY						
CENTRAL VALLEY WATER REC...	02/12/2026	131046	FACILITY OPERATION	01-400-580310	FACILITY OPERATION - C.V.	958,906.45
CENTRAL VALLEY WATER REC...	02/12/2026	131046	MONTHLY CIP	01-400-580320	PROJECT BETTERMENTS- C.V.	38,903.69
CENTRAL VALLEY WATER REC...	02/12/2026	131046	PRETREATMENT FIELD	01-400-580340	PRETREATMENT FIELD - C.V.	41,575.84
CENTRAL VALLEY WATER REC...	02/12/2026	131046	NET LAB COSTS	01-400-580350	LABORATORY - C.V.	39,603.97
CENTRAL VALLEY WATER REC...	02/12/2026	131046	ENTITY LAB WORK	01-400-580350	LABORATORY - C.V.	1,615.00
CENTRAL VALLEY WATER REC...	02/12/2026	131046	LOAN PAYMENT	01-400-580380	CVW DEBT SERVICE	670,165.48
						Vendor 1670 - CENTRAL VALLEY WATER REC FACILITY Total:
Vendor: 1723 - CHEMTECH-FORD, LLC						
CHEMTECH-FORD, LLC	02/12/2026	131047	Quarterly Regulatory Samples	01-231-530270	WATER TESTING FEES	180.00
						Vendor 1723 - CHEMTECH-FORD, LLC Total:
Vendor: 5441 - CINNAMON CREEK CONSTRUCTION, LLC						
CINNAMON CREEK CONSTRU...	02/05/2026	131016	25K WELL NO. 15 GENERATO...	01-340-520920	INFRASTRUCTURE PURCHAS...	5,976.20
CINNAMON CREEK CONSTRU...	02/05/2026	131016	RETENTION/25K - PMT NO 3	01-000-210110	ACCOUNTS PAYABLE - RETAI...	-298.81
						Vendor 5441 - CINNAMON CREEK CONSTRUCTION, LLC Total:
Vendor: 1725.5 - CINTAS CORPORATION						
CINTAS CORPORATION	02/12/2026	131048	Floor Mats and Coveralls	01-130-510220	BUILDINGS & GROUNDS - CU...	129.57
CINTAS CORPORATION	02/12/2026	131048	Floor Mats and Coveralls	01-260-510220	BUILDINGS & GROUNDS - BL...	129.57
						Vendor 1725.5 - CINTAS CORPORATION Total:
Vendor: 5255 - CITY OF SOUTH SALT LAKE						
CITY OF SOUTH SALT LAKE	02/05/2026	DFT0002373	JAN 2026 STORMWATER	01-230-510460	UTILITIES - WTR	33.00
						Vendor 5255 - CITY OF SOUTH SALT LAKE Total:

Paid Check Report

Payment Dates: 2/1/2026 - 2/28/2026

Vendor Name	Payment Date	Payment Number	Description (Item)	Account Number	Account Name	Amount
Vendor: 5443 - CKSK & BL INC						
CKSK & BL INC	02/18/2026	131101	WWPS - Ofice Sump Replac...	01-350-520210	REPAIR SUPPLIES - OPERATOR	14.34
CKSK & BL INC	02/18/2026	131101	WWPS - Office Sump Replac...	01-350-520210	REPAIR SUPPLIES - OPERATOR	8.74
CKSK & BL INC	02/18/2026	131101	ANDRA/LED LIGHT INSTALL	01-350-520210	REPAIR SUPPLIES - OPERATOR	4.35
Vendor 5443 - CKSK & BL INC Total:						27.43
Vendor: 1730 - CLYDE SNOW & SESSIONS						
CLYDE SNOW & SESSIONS	02/18/2026	131084	MATTER 006400/GENERAL	01-110-510500	LEGAL EXPENSE	14,114.00
CLYDE SNOW & SESSIONS	02/18/2026	131084	MATTER 007011/GENERAL 2...	01-110-510500	LEGAL EXPENSE	585.00
Vendor 1730 - CLYDE SNOW & SESSIONS Total:						14,699.00
Vendor: 1735 - CODALE						
CODALE	02/18/2026	131085	ANDRA/REPLACEMENT LIGHT..	01-350-520210	REPAIR SUPPLIES - OPERATOR	275.00
Vendor 1735 - CODALE Total:						275.00
Vendor: 1740 - COLONIAL FLAG AND SPECIALTY CO						
COLONIAL FLAG AND SPECIA...	02/05/2026	131020	FLAG ROTATION	01-130-510220	BUILDINGS & GROUNDS - CU...	80.00
Vendor 1740 - COLONIAL FLAG AND SPECIALTY CO Total:						80.00
Vendor: 5133 - COLUMBUS FOUNDATION, INC.						
COLUMBUS FOUNDATION, I...	02/12/2026	131071	JAN 2026 DOCUMENT SHRE...	01-110-510430	GENERAL ADMINISTRATIVE	37.00
Vendor 5133 - COLUMBUS FOUNDATION, INC. Total:						37.00
Vendor: 5483 - COMMERCIAL LIGHTING SUPPLY INC						
COMMERCIAL LIGHTING SUP...	02/12/2026	131080	WWPS- East Rec- Replaceme...	01-350-520210	REPAIR SUPPLIES - OPERATOR	560.00
COMMERCIAL LIGHTING SUP...	02/12/2026	131080	WWPS - Warner - Replacem...	01-350-520210	REPAIR SUPPLIES - OPERATOR	280.00
COMMERCIAL LIGHTING SUP...	02/12/2026	131080	WWPS - Warner - Pole Light ...	01-350-520210	REPAIR SUPPLIES - OPERATOR	560.00
Vendor 5483 - COMMERCIAL LIGHTING SUPPLY INC Total:						1,400.00
Vendor: 5248 - CONSOR NORTH AMERICA, INC						
CONSOR NORTH AMERICA, I...	02/05/2026	131014	4100 S WATERLINE REPLAC...	01-340-520920	INFRASTRUCTURE PURCHAS...	16,428.75
CONSOR NORTH AMERICA, I...	02/05/2026	131014	4100 S WATERLINE REPLAC...	01-340-520920	INFRASTRUCTURE PURCHAS...	8,975.50
Vendor 5248 - CONSOR NORTH AMERICA, INC Total:						25,404.25
Vendor: 1796 - CORE & MAIN LP						
CORE & MAIN LP	02/05/2026	131021	Well 12 check valve rebuild (...	01-350-520210	REPAIR SUPPLIES - OPERATOR	803.98
Vendor 1796 - CORE & MAIN LP Total:						803.98
Vendor: 5297 - DAVIDSON SALES & ENGINEERING, INC.						
DAVIDSON SALES & ENGINEE...	02/18/2026	131099	WWPS Decker Main Pump #4	01-350-520210	REPAIR SUPPLIES - OPERATOR	16,736.84
Vendor 5297 - DAVIDSON SALES & ENGINEERING, INC. Total:						16,736.84
Vendor: 5484 - DOUBLE TAKE ADVERTISING, LLC						
DOUBLE TAKE ADVERTISING, ...	02/18/2026	131081	Carpet Cleaning Bldg. A	01-130-510220	BUILDINGS & GROUNDS - CU...	1,284.00
Vendor 5484 - DOUBLE TAKE ADVERTISING, LLC Total:						1,284.00
Vendor: 5195 - ECOBRITE FRANCHISING						
ECOBRITE FRANCHISING	02/05/2026	131036	Janitorial Services	01-130-510220	BUILDINGS & GROUNDS - CU...	2,340.90
Vendor 5195 - ECOBRITE FRANCHISING Total:						2,340.90

Paid Check Report

Payment Dates: 2/1/2026 - 2/28/2026

Vendor Name	Payment Date	Payment Number	Description (Item)	Account Number	Account Name	Amount
Vendor: 5416 - EDGE CONSTRUCTION, LLC						
EDGE CONSTRUCTION, LLC	02/05/2026	131015	PMT 6/25T: REDWOOD ROA...	01-340-520920	INFRASTRUCTURE PURCHAS...	757,737.82
EDGE CONSTRUCTION, LLC	02/05/2026	131015	PMT 6/25T: REDWOOD ROA...	01-340-520920	INFRASTRUCTURE PURCHAS...	-7,340.90
Vendor 5416 - EDGE CONSTRUCTION, LLC Total:						750,396.92
Vendor: 2086 - ELLIS, SHAWN						
ELLIS, SHAWN	02/19/2026	10563	MILEAGE, MEALS/RWAU CO...	01-220-510480	TRAINING & EDUCATION - W...	507.36
Vendor 2086 - ELLIS, SHAWN Total:						507.36
Vendor: 1980 - ENBRIDGE GAS						
ENBRIDGE GAS	02/25/2026	131113	JAN 2026 NATURAL GAS	01-110-510460	UTILITIES - MGMT	4,694.23
ENBRIDGE GAS	02/25/2026	131113	JAN 2026 NATURAL GAS	01-230-510460	UTILITIES - WTR	4,271.59
ENBRIDGE GAS	02/25/2026	131113	JAN 2026 NATURAL GAS	01-240-510460	UTILITIES - WW	1,098.65
Vendor 1980 - ENBRIDGE GAS Total:						10,064.47
Vendor: 2105 - ENVIRONMENTAL RESPONSE & REMEDIATION						
ENVIRONMENTAL RESPONSE...	02/18/2026	131087	2026 UST REG FEE/ALTERNA...	01-260-510230	VEHICLE FUEL - BLD/FLT MAI...	300.00
Vendor 2105 - ENVIRONMENTAL RESPONSE & REMEDIATION Total:						300.00
Vendor: 2184.1 - FASTENAL COMPANY						
FASTENAL COMPANY	02/05/2026	131024	PPE VENDING SUPPLIES	01-210-510490	SAFETY EXPENSE	444.82
FASTENAL COMPANY	02/05/2026	131024	PPE VENDING SUPPLIES	01-210-510490	SAFETY EXPENSE	12.80
FASTENAL COMPANY	02/18/2026	131088	PPE VENDING SUPPLIES	01-210-510490	SAFETY EXPENSE	354.84
FASTENAL COMPANY	02/25/2026	131115	PPE VENDING FEE	01-210-510490	SAFETY EXPENSE	20.00
Vendor 2184.1 - FASTENAL COMPANY Total:						832.46
Vendor: 2188 - FERGUSON ENTERPRISES, INC						
FERGUSON ENTERPRISES, INC	02/05/2026	131025	Fergusons Monthly	01-220-520210	REPAIR SUPPLIES - WTR R&R	375.62
FERGUSON ENTERPRISES, INC	02/05/2026	131025	Breeze Res. disinfection	01-350-520210	REPAIR SUPPLIES - OPERATOR	427.80
FERGUSON ENTERPRISES, INC	02/05/2026	131025	Fergusons Monthly	01-220-520210	REPAIR SUPPLIES - WTR R&R	267.96
FERGUSON ENTERPRISES, INC	02/05/2026	131025	Fergusons Monthly	01-220-520210	REPAIR SUPPLIES - WTR R&R	111.88
FERGUSON ENTERPRISES, INC	02/05/2026	131025	Fergusons Monthly	01-220-520210	REPAIR SUPPLIES - WTR R&R	597.68
Vendor 2188 - FERGUSON ENTERPRISES, INC Total:						1,780.94
Vendor: 2200 - FILTER TECHNOLOGIES						
FILTER TECHNOLOGIES	02/12/2026	131050	Well 17 sodium Hypochlorite...	01-350-520210	REPAIR SUPPLIES - OPERATOR	7.80
FILTER TECHNOLOGIES	02/12/2026	131050	Well 17 sodium hypochlorite ...	01-350-520210	REPAIR SUPPLIES - OPERATOR	51.65
FILTER TECHNOLOGIES	02/25/2026	131116	Hvac filters for water facilities	01-350-520210	REPAIR SUPPLIES - OPERATOR	220.32
Vendor 2200 - FILTER TECHNOLOGIES Total:						279.77
Vendor: 5115 - FIRST DIGITAL COMMUNICATIONS, LLC						
FIRST DIGITAL COMMUNICAT...	02/12/2026	131070	Phone system service	01-360-510470	TELEPHONE	2,255.39
FIRST DIGITAL COMMUNICAT...	02/12/2026	131070	Phone system service	01-360-510470	TELEPHONE	1,051.11
Vendor 5115 - FIRST DIGITAL COMMUNICATIONS, LLC Total:						3,306.50
Vendor: 2241 - FLEET PRIDE						
FLEET PRIDE	02/05/2026	131026	Unit #24-PM filters	01-260-520210	REPAIR SUPPLIES - BLD/FLT ...	58.77
FLEET PRIDE	02/12/2026	131051	Unit #29-PM filters	01-260-520210	REPAIR SUPPLIES - BLD/FLT ...	110.66
Vendor 2241 - FLEET PRIDE Total:						169.43

Paid Check Report

Payment Dates: 2/1/2026 - 2/28/2026

Vendor Name	Payment Date	Payment Number	Description (Item)	Account Number	Account Name	Amount
Vendor: 2245 - FLOORING SERVICES, INC						
FLOORING SERVICES, INC	02/25/2026	131102	BUILDING B STAIRS	01-340-520920	INFRASTRUCTURE PURCHAS...	1,873.00
FLOORING SERVICES, INC	02/25/2026	131117	BUILDING B STAIRS	01-340-520920	INFRASTRUCTURE PURCHAS...	350.00
Vendor 2245 - FLOORING SERVICES, INC Total:						2,223.00
Vendor: 2283 - FRANSON CIVIL ENGINEERS INC.						
FRANSON CIVIL ENGINEERS I...	02/05/2026	131009	25J: 5400 WEST WATERLINE ...	01-340-520920	INFRASTRUCTURE PURCHAS...	5,383.70
Vendor 2283 - FRANSON CIVIL ENGINEERS INC. Total:						5,383.70
Vendor: 2380 - GRAINGER INC						
GRAINGER INC	02/12/2026	131052	Sodium hypochlorite systems	01-350-520210	REPAIR SUPPLIES - OPERATOR	197.60
GRAINGER INC	02/12/2026	131052	WWPS - Westlake Sump Pu...	01-350-520210	REPAIR SUPPLIES - OPERATOR	-277.02
GRAINGER INC	02/12/2026	131052	WWPS - Westlake Sump Pu...	01-350-520210	REPAIR SUPPLIES - OPERATOR	271.92
GRAINGER INC	02/25/2026	131118	Andra led light install	01-350-520210	REPAIR SUPPLIES - OPERATOR	25.94
GRAINGER INC	02/25/2026	131118	Spike Hammer	01-220-520240	TOOLS & SUPPLIES - WTR R&R	47.36
Vendor 2380 - GRAINGER INC Total:						265.80
Vendor: 5365 - GRISWOLD INDUSTRIES						
GRISWOLD INDUSTRIES	02/12/2026	131075	Breeze refill vault cla valve fit...	01-350-520210	REPAIR SUPPLIES - OPERATOR	2,707.00
Vendor 5365 - GRISWOLD INDUSTRIES Total:						2,707.00
Vendor: 2457 - H.D. FOWLER COMPANY						
H.D. FOWLER COMPANY	02/18/2026	131089	Fire Hydrant Repairs	01-230-520210	REPAIR SUPPLIES - WTR MAI...	455.65
Vendor 2457 - H.D. FOWLER COMPANY Total:						455.65
Vendor: 2480 - HACH COMPANY						
HACH COMPANY	02/05/2026	131027	Hach Field Equipment Calibra...	01-231-530270	WATER TESTING FEES	3,269.00
HACH COMPANY	02/05/2026	131027	Hach Chemkeys	01-231-530270	WATER TESTING FEES	1,181.28
HACH COMPANY	02/12/2026	131053	Hach Chemkeys	01-231-530270	WATER TESTING FEES	1,633.00
HACH COMPANY	02/18/2026	131090	Hach Pockt pro TDS	01-231-530270	WATER TESTING FEES	177.56
Vendor 2480 - HACH COMPANY Total:						6,260.84
Vendor: 2490 - HANSEN, ALLEN & LUCE, INC.						
HANSEN, ALLEN & LUCE, INC.	02/25/2026	131103	23L: WELL NO. 18 DRILLING &..	01-340-520920	INFRASTRUCTURE PURCHAS...	2,417.25
HANSEN, ALLEN & LUCE, INC.	02/25/2026	131103	23L: WELL NO. 18 DRILLING &..	01-340-520920	INFRASTRUCTURE PURCHAS...	20,401.00
Vendor 2490 - HANSEN, ALLEN & LUCE, INC. Total:						22,818.25
Vendor: 2532 - HEALTHEQUITY INC						
HEALTHEQUITY INC	02/12/2026	DFT0002387	HEALTH SAVINGS ACCOUNT	01-000-220900	CAFETERIA PLAN PAYABLE	12,784.20
HEALTHEQUITY INC	02/26/2026	DFT0002411	HEALTH SAVINGS ACCOUNT	01-000-220900	CAFETERIA PLAN PAYABLE	30,534.20
Vendor 2532 - HEALTHEQUITY INC Total:						43,318.40
Vendor: 2590 - HOME DEPOT CREDIT SERVICES						
HOME DEPOT CREDIT SERVIC...	02/12/2026	131054	CARPET GLUE/TOOLS	01-130-510220	BUILDINGS & GROUNDS - CU...	68.37
HOME DEPOT CREDIT SERVIC...	02/12/2026	131054	BLD A/KITCHEN SOAP	01-130-510410	OFFICE SUPPLIES	14.91
HOME DEPOT CREDIT SERVIC...	02/12/2026	131054	METER TOOLS	01-140-520240	TOOLS & SUPPLIES - METERS	691.76
HOME DEPOT CREDIT SERVIC...	02/12/2026	131054	WTR REMEDIATION SUPPLIES	01-220-520210	REPAIR SUPPLIES - WTR R&R	57.77
HOME DEPOT CREDIT SERVIC...	02/12/2026	131054	WTR REMEDIATION	01-220-520210	REPAIR SUPPLIES - WTR R&R	67.82
HOME DEPOT CREDIT SERVIC...	02/12/2026	131054	WTR REMEDIATION WHITE ...	01-220-520210	REPAIR SUPPLIES - WTR R&R	35.91

Paid Check Report

Payment Dates: 2/1/2026 - 2/28/2026

Vendor Name	Payment Date	Payment Number	Description (Item)	Account Number	Account Name	Amount
HOME DEPOT CREDIT SERVIC...	02/12/2026	131054	UNIT #10/WINDOW SCRAPER...	01-220-520210	REPAIR SUPPLIES - WTR R&R	49.95
HOME DEPOT CREDIT SERVIC...	02/12/2026	131054	WTR REMEDIATION SUPPLIES	01-220-520210	REPAIR SUPPLIES - WTR R&R	28.90
HOME DEPOT CREDIT SERVIC...	02/12/2026	131054	UNIT #46/INVERTER	01-220-520240	TOOLS & SUPPLIES - WTR R&R	159.00
HOME DEPOT CREDIT SERVIC...	02/12/2026	131054	UNIT #32/TOOLS	01-230-520240	TOOLS & SUPPLIES - WTR MA...	202.98
HOME DEPOT CREDIT SERVIC...	02/12/2026	131054	CUTTING BLADES, OIL, FUEL ...	01-230-520240	TOOLS & SUPPLIES - WTR MA...	75.91
HOME DEPOT CREDIT SERVIC...	02/12/2026	131054	UNIT #21/HYDRANT PAINT B...	01-230-520240	TOOLS & SUPPLIES - WTR MA...	10.97
HOME DEPOT CREDIT SERVIC...	02/12/2026	131054	UNIT #42/CLEANING SUPPLIES	01-350-520210	REPAIR SUPPLIES - OPERATOR	110.60
HOME DEPOT CREDIT SERVIC...	02/12/2026	131054	WELL OIL CHANGES	01-350-520210	REPAIR SUPPLIES - OPERATOR	36.47
HOME DEPOT CREDIT SERVIC...	02/12/2026	131054	BREEZE/HEATER LINE	01-350-520210	REPAIR SUPPLIES - OPERATOR	31.92
HOME DEPOT CREDIT SERVIC...	02/12/2026	131054	UNIT #42/TOOLS	01-350-520210	REPAIR SUPPLIES - OPERATOR	93.13
HOME DEPOT CREDIT SERVIC...	02/12/2026	131054	SEAL WATER SUPPLIES	01-350-520210	REPAIR SUPPLIES - OPERATOR	78.17
HOME DEPOT CREDIT SERVIC...	02/12/2026	131054	WWPS-OFFICE SUMP PUMP ...	01-350-520210	REPAIR SUPPLIES - OPERATOR	53.84
HOME DEPOT CREDIT SERVIC...	02/12/2026	131054	UNIT #42/SUPPLIES	01-350-520210	REPAIR SUPPLIES - OPERATOR	31.92
HOME DEPOT CREDIT SERVIC...	02/12/2026	131054	BREEZE/SPARE PARTS	01-350-520210	REPAIR SUPPLIES - OPERATOR	68.30
HOME DEPOT CREDIT SERVIC...	02/12/2026	131054	OPERATIONS/WIPER FLUID	01-350-520210	REPAIR SUPPLIES - OPERATOR	24.85
Vendor 2590 - HOME DEPOT CREDIT SERVICES Total:						1,993.45
Vendor: 5310 - IMA, INC.						
IMA, INC.	02/05/2026	DFT0002374	JAN 2026 IMA/UNUM ADJ R...	01-110-500170	LIFE/LTD/LTC INSURANCE - ...	-0.21
IMA, INC.	02/05/2026	DFT0002374	UNUM INDEMNITY BENEFITS	01-000-220500	HEALTH INSURANCE PAYABLE	837.35
IMA, INC.	02/05/2026	DFT0002374	UNUM INDEMNITY BENEFITS	01-000-220500	HEALTH INSURANCE PAYABLE	837.35
IMA, INC.	02/23/2026	DFT0002421	UNUM INDEMNITY BENEFITS	01-000-220500	HEALTH INSURANCE PAYABLE	837.12
IMA, INC.	02/23/2026	DFT0002421	UNUM INDEMNITY BENEFITS	01-000-220500	HEALTH INSURANCE PAYABLE	822.74
IMA, INC.	02/23/2026	DFT0002421	FEB 2026 IMA/UNUM ADJ R...	01-110-500170	LIFE/LTD/LTC INSURANCE - ...	0.21
Vendor 5310 - IMA, INC. Total:						3,334.56
Vendor: 2648.1 - INFINITY CORROSION GROUP, INC.						
INFINITY CORROSION GROUP...	02/25/2026	131104	23V: DECKER MAIN EMERGE...	01-340-520920	INFRASTRUCTURE PURCHAS...	431.00
INFINITY CORROSION GROUP...	02/25/2026	131104	HEADER PIPING CONDITION ...	01-340-520920	INFRASTRUCTURE PURCHAS...	1,026.50
INFINITY CORROSION GROUP...	02/25/2026	131104	HEADER PIPE STRUCTURAL R...	01-340-520920	INFRASTRUCTURE PURCHAS...	9,417.50
INFINITY CORROSION GROUP...	02/25/2026	131104	23V: DECKER MAIN EMERGE...	01-340-520920	INFRASTRUCTURE PURCHAS...	7,552.60
INFINITY CORROSION GROUP...	02/25/2026	131104	23V: DECKER MAIN EMERGE...	01-340-520920	INFRASTRUCTURE PURCHAS...	6,360.60
INFINITY CORROSION GROUP...	02/25/2026	131104	23V: DECKER MAIN EMERGE...	01-340-520920	INFRASTRUCTURE PURCHAS...	5,767.00
INFINITY CORROSION GROUP...	02/25/2026	131120	BREEZE (EAST) RESERVOIR C...	01-350-520210	REPAIR SUPPLIES - OPERATOR	1,915.60
Vendor 2648.1 - INFINITY CORROSION GROUP, INC. Total:						32,470.80
Vendor: 2690 - INTERMOUNTAIN FUSE SUPPLY INC						
INTERMOUNTAIN FUSE SUPP...	02/12/2026	131055	Fuses for Breeze level transm...	01-350-520210	REPAIR SUPPLIES - OPERATOR	4.90
INTERMOUNTAIN FUSE SUPP...	02/18/2026	131091	BREEZE/Fuses for chlorination	01-360-510440	COMPUTER SUPPLIES/EQUI...	16.50
Vendor 2690 - INTERMOUNTAIN FUSE SUPPLY INC Total:						21.40
Vendor: 2790 - JORDAN VALLEY WATER CONSERVANCY DISTRICT						
JORDAN VALLEY WATER CON...	02/05/2026	131010	NOV 2025 LABORATORY SER...	01-231-530270	WATER TESTING FEES	435.50
JORDAN VALLEY WATER CON...	02/05/2026	131011	OCT 2025 LABORATORY SERV...	01-231-530270	WATER TESTING FEES	875.03
JORDAN VALLEY WATER CON...	02/12/2026	131056	JAN 2026 LABORATORY SERV...	01-231-530270	WATER TESTING FEES	900.38

Paid Check Report

Payment Dates: 2/1/2026 - 2/28/2026

Vendor Name	Payment Date	Payment Number	Description (Item)	Account Number	Account Name	Amount
JORDAN VALLEY WATER CON...	02/18/2026	131093	JAN 2026 WATER DELIVERIES	01-350-530250	WATER SUPPLY EXPENSE	593,074.33
Vendor 2790 - JORDAN VALLEY WATER CONSERVANCY DISTRICT Total:						595,285.24
Vendor: 2734 - J-U-B ENGINEERS, INC.						
J-U-B ENGINEERS, INC.	02/18/2026	131092	Well No 4/14 Studies	01-340-510520	PROFESSIONAL CONSULTING ..	2,551.60
J-U-B ENGINEERS, INC.	02/25/2026	131121	231: ANDERSON WTP - CONS...	01-340-520920	INFRASTRUCTURE PURCHAS...	24,876.02
Vendor 2734 - J-U-B ENGINEERS, INC. Total:						27,427.62
Vendor: 2881 - KEN GARFF WEST VALLEY FORD						
KEN GARFF WEST VALLEY FO...	02/25/2026	131122	Unit #09-Turbo repair	01-260-520210	REPAIR SUPPLIES - BLD/FLT ...	39.40
KEN GARFF WEST VALLEY FO...	02/25/2026	131122	Unit #09-Turbo repair	01-260-520210	REPAIR SUPPLIES - BLD/FLT ...	700.00
Vendor 2881 - KEN GARFF WEST VALLEY FORD Total:						739.40
Vendor: 2900 - KILGORE COMPANIES, LLC						
KILGORE COMPANIES, LLC	02/18/2026	131094	Asphalt Monthly	01-220-520210	REPAIR SUPPLIES - WTR R&R	1,612.51
KILGORE COMPANIES, LLC	02/18/2026	131094	Asphalt Monthly	01-220-520210	REPAIR SUPPLIES - WTR R&R	1,592.17
KILGORE COMPANIES, LLC	02/18/2026	131094	Asphalt Monthly	01-220-520210	REPAIR SUPPLIES - WTR R&R	85.23
KILGORE COMPANIES, LLC	02/18/2026	131094	Asphalt Monthly	01-220-520210	REPAIR SUPPLIES - WTR R&R	1,795.32
KILGORE COMPANIES, LLC	02/18/2026	131094	Asphalt Monthly	01-220-520210	REPAIR SUPPLIES - WTR R&R	325.20
KILGORE COMPANIES, LLC	02/18/2026	131094	Asphalt Monthly	01-220-520210	REPAIR SUPPLIES - WTR R&R	274.40
KILGORE COMPANIES, LLC	02/18/2026	131094	Asphalt Monthly Repairs	01-220-520210	REPAIR SUPPLIES - WTR R&R	100.31
KILGORE COMPANIES, LLC	02/18/2026	131094	Asphalt Monthly Repairs	01-220-520210	REPAIR SUPPLIES - WTR R&R	111.93
Vendor 2900 - KILGORE COMPANIES, LLC Total:						5,897.07
Vendor: 2971 - LEGALSHIELD						
LEGALSHIELD	02/25/2026	131123	JAN 2026 LEGAL SHIELD ADJ-...	01-110-500170	LIFE/LTD/LTC INSURANCE - ...	-0.06
LEGALSHIELD	02/25/2026	131123	LEGAL SHIELD PAYABLE	01-000-220610	LEGAL SHIELD PAYABLE	221.33
LEGALSHIELD	02/25/2026	131123	LEGAL SHIELD PAYABLE	01-000-220610	LEGAL SHIELD PAYABLE	221.33
Vendor 2971 - LEGALSHIELD Total:						442.60
Vendor: 2980 - LES OLSON CO						
LES OLSON CO	02/05/2026	131012	ENGINEERING COPY MACHINE	01-130-510410	OFFICE SUPPLIES	38.88
Vendor 2980 - LES OLSON CO Total:						38.88
Vendor: 2140 - LGG INDUSTRIAL						
LGG INDUSTRIAL	02/05/2026	131023	Fittings for office sump pump...	01-350-520210	REPAIR SUPPLIES - OPERATOR	300.08
LGG INDUSTRIAL	02/05/2026	131023	WWPS - Office sump replac...	01-350-520210	REPAIR SUPPLIES - OPERATOR	1,205.28
LGG INDUSTRIAL	02/05/2026	131023	Unit #24-Air brakes hose	01-260-520210	REPAIR SUPPLIES - BLD/FLT ...	66.56
LGG INDUSTRIAL	02/25/2026	131114	Unit #45-Compressor air hose..	01-260-520210	REPAIR SUPPLIES - BLD/FLT ...	111.73
Vendor 2140 - LGG INDUSTRIAL Total:						1,683.65
Vendor: 3010 - LOWES COMPANIES INC						
LOWES COMPANIES INC	02/25/2026	131105	BASEMENT REMODEL	01-130-510410	OFFICE SUPPLIES	52.88
LOWES COMPANIES INC	02/25/2026	131105	UNIT #45,46/GENERATOR, T...	01-220-520240	TOOLS & SUPPLIES - WTR R&R	2,596.46
LOWES COMPANIES INC	02/25/2026	131105	UNIT #32/TOOLS	01-220-520240	TOOLS & SUPPLIES - WTR R&R	75.95
LOWES COMPANIES INC	02/25/2026	131124	UNIT #21,46/GENERATORS	01-220-520240	TOOLS & SUPPLIES - WTR R&R	4,562.45
Vendor 3010 - LOWES COMPANIES INC Total:						7,287.74

Paid Check Report

Payment Dates: 2/1/2026 - 2/28/2026

Vendor Name	Payment Date	Payment Number	Description (Item)	Account Number	Account Name	Amount
Vendor: 5482 - MALONE ENTERPRISES LLC						
MALONE ENTERPRISES LLC	02/25/2026	131134	Unit #36-Windshield repalc...	01-260-520210	REPAIR SUPPLIES - BLD/FLT ...	530.00
						Vendor 5482 - MALONE ENTERPRISES LLC Total:
Vendor: 3129 - MIDWEST HOSE & SPECIALTY, INC.						
MIDWEST HOSE & SPECIALTY,..	02/12/2026	131057	Pressure Hose Couplers	01-220-520240	TOOLS & SUPPLIES - WTR R&R	199.38
						Vendor 3129 - MIDWEST HOSE & SPECIALTY, INC. Total:
Vendor: 5235 - MOTIVOSITY, INC						
MOTIVOSITY, INC	02/12/2026	DFT0002398	E-GIFT ACCOUNT CREDIT CA...	01-110-510430	GENERAL ADMINISTRATIVE	600.00
						Vendor 5235 - MOTIVOSITY, INC Total:
Vendor: 3215 - MOUNTAIN VALLEY MECHANICAL						
MOUNTAIN VALLEY MECHAN...	02/12/2026	131058	BLDG C/Heater Repairs	01-360-510220	BUILDINGS & GROUNDS - SYS...	7,319.32
						Vendor 3215 - MOUNTAIN VALLEY MECHANICAL Total:
Vendor: 3210 - MOUNTAINLAND SUPPLY COMPANY						
MOUNTAINLAND SUPPLY C...	02/18/2026	131095	Meters-CommandLink Charg...	01-140-520240	TOOLS & SUPPLIES - METERS	175.47
MOUNTAINLAND SUPPLY C...	02/25/2026	131125	Meters-Antenna	01-140-520210	REPAIR SUPPLIES - METER	963.70
						Vendor 3210 - MOUNTAINLAND SUPPLY COMPANY Total:
Vendor: 5449 - MURRAY, JOSHUA D						
MURRAY, JOSHUA D	02/26/2026	10569	2026 BOOT REIMBURSEMENT	01-210-510490	SAFETY EXPENSE	150.00
						Vendor 5449 - MURRAY, JOSHUA D Total:
Vendor: 3242 - NARTEH, VICTOR N						
NARTEH, VICTOR N	02/06/2026	10561	LODGING, MISC/UCEA CONF	01-340-510480	TRAINING & EDUCATION - E...	288.14
NARTEH, VICTOR N	02/19/2026	10564	ENGINEERING/DEPT LUNCH...	01-340-510434	GENERAL ADMINISTRATIVE -...	148.88
NARTEH, VICTOR N	02/26/2026	10568	APWA PLAN REVIEW PANEL ...	01-110-510430	GENERAL ADMINISTRATIVE	58.65
						Vendor 3242 - NARTEH, VICTOR N Total:
Vendor: 3245 - NATIONAL BENEFIT SERVICES LLC						
NATIONAL BENEFIT SERVICES...	02/12/2026	131042	401K PARTICIPANT FEE	01-110-510520	PROFESSIONAL CONSULTING ..	2,100.00
NATIONAL BENEFIT SERVICES...	02/25/2026	131106	2023 & 2024 Participant Rec...	01-110-510520	PROFESSIONAL CONSULTING ..	810.00
						Vendor 3245 - NATIONAL BENEFIT SERVICES LLC Total:
Vendor: 3272 - NELSON BROS CONSTRUCTION CO						
NELSON BROS CONSTRUCTI...	02/12/2026	131059	231: ANDERSON WTP CONST...	01-340-520920	INFRASTRUCTURE PURCHAS...	548,412.72
NELSON BROS CONSTRUCTI...	02/12/2026	131059	RETENTION/231 - PMT NO 10	01-000-210110	ACCOUNTS PAYABLE - RETAI...	-27,420.63
						Vendor 3272 - NELSON BROS CONSTRUCTION CO Total:
Vendor: 5476 - NEW BENEFITS						
NEW BENEFITS	02/12/2026	131078	JAN 2026 NEW BENEFITS ADJ	01-000-220500	HEALTH INSURANCE PAYABLE	3.20
NEW BENEFITS	02/12/2026	131078	NEW BENEFITS WELLNESS	01-000-220500	HEALTH INSURANCE PAYABLE	57.92
NEW BENEFITS	02/12/2026	131078	NEW BENEFITS WELLNESS	01-000-220500	HEALTH INSURANCE PAYABLE	57.92
						Vendor 5476 - NEW BENEFITS Total:
Vendor: 3340 - NICKERSON COMPANY INC						
NICKERSON COMPANY INC	02/18/2026	131096	Well 1/Recirculation pump r...	01-350-520210	REPAIR SUPPLIES - OPERATOR	13.73
						Vendor 3340 - NICKERSON COMPANY INC Total:

Paid Check Report

Payment Dates: 2/1/2026 - 2/28/2026

Vendor Name	Payment Date	Payment Number	Description (Item)	Account Number	Account Name	Amount	
Vendor: 3375 - OCCUPATIONAL HEALTH CENTERS							
OCCUPATIONAL HEALTH CEN...	02/25/2026	131126	PRE-EMP SCREENING	01-110-510520	PROFESSIONAL CONSULTING ..	94.00	
						Vendor 3375 - OCCUPATIONAL HEALTH CENTERS Total:	94.00
Vendor: 3404 - PACE, JOSHUA							
PACE, JOSHUA	02/19/2026	10565	MILEAGE, MEALS/RWAU CO...	01-220-510480	TRAINING & EDUCATION - W...	463.36	
						Vendor 3404 - PACE, JOSHUA Total:	463.36
Vendor: 3466 - PERRY, RYAN							
PERRY, RYAN	02/19/2026	10566	MILEAGE, MEALS/RWAU CO...	01-230-510480	TRAINING & EDUCATION - W...	507.36	
						Vendor 3466 - PERRY, RYAN Total:	507.36
Vendor: 3480 - PITNEY BOWES							
PITNEY BOWES	02/25/2026	131127	In-House Postage Machine Y...	01-130-510420	POSTAGE & MAILING	405.84	
						Vendor 3480 - PITNEY BOWES Total:	405.84
Vendor: 5408 - R.D. OFFUTT COMPANY							
R.D. OFFUTT COMPANY	02/25/2026	131132	Spray Nozzles for Roller	01-260-520210	REPAIR SUPPLIES - BLD/FLT ...	278.88	
						Vendor 5408 - R.D. OFFUTT COMPANY Total:	278.88
Vendor: 3743 - ROCKY MOUNTAIN AIR SOLUTIONS							
ROCKY MOUNTAIN AIR SOLU...	02/05/2026	131028	Torch	01-220-520240	TOOLS & SUPPLIES - WTR R&R	374.41	
ROCKY MOUNTAIN AIR SOLU...	02/12/2026	131061	Oxygen and Acetylene Bottle...	01-220-520240	TOOLS & SUPPLIES - WTR R&R	-58.20	
ROCKY MOUNTAIN AIR SOLU...	02/12/2026	131061	Torch Cutting Attachments	01-220-520240	TOOLS & SUPPLIES - WTR R&R	199.34	
ROCKY MOUNTAIN AIR SOLU...	02/12/2026	131061	Torch Cutting Attachments	01-220-520240	TOOLS & SUPPLIES - WTR R&R	215.97	
ROCKY MOUNTAIN AIR SOLU...	02/18/2026	131097	UNIT #45, 46/TORCH TIPS	01-220-520240	TOOLS & SUPPLIES - WTR R&R	94.52	
						Vendor 3743 - ROCKY MOUNTAIN AIR SOLUTIONS Total:	826.04
Vendor: 5412 - ROMAINE ELECTRIC CORPORATION							
ROMAINE ELECTRIC CORPOR...	02/05/2026	131039	Unit #15-Battery cutoff switc...	01-260-520210	REPAIR SUPPLIES - BLD/FLT ...	63.65	
ROMAINE ELECTRIC CORPOR...	02/25/2026	131133	Unit #118-Relay switch	01-260-520210	REPAIR SUPPLIES - BLD/FLT ...	7.57	
						Vendor 5412 - ROMAINE ELECTRIC CORPORATION Total:	71.22
Vendor: 3796 - RSP SUPPLY, LLC							
RSP SUPPLY, LLC	02/12/2026	131043	Antenna for PRV	01-360-510440	COMPUTER SUPPLIES/EQUI...	138.00	
						Vendor 3796 - RSP SUPPLY, LLC Total:	138.00
Vendor: 3850 - SALT LAKE CEMENT CUTTING							
SALT LAKE CEMENT CUTTING	02/18/2026	DFT0002400	Salt Lake Cement Monthly	01-220-520210	REPAIR SUPPLIES - WTR R&R	275.00	
SALT LAKE CEMENT CUTTING	02/18/2026	DFT0002400	Salt Lake Cement Monthly	01-220-520210	REPAIR SUPPLIES - WTR R&R	275.00	
SALT LAKE CEMENT CUTTING	02/18/2026	DFT0002400	Salt Lake Cement Monthly	01-220-520210	REPAIR SUPPLIES - WTR R&R	275.00	
SALT LAKE CEMENT CUTTING	02/18/2026	DFT0002400	Salt Lake Cement Monthly	01-220-520210	REPAIR SUPPLIES - WTR R&R	275.00	
SALT LAKE CEMENT CUTTING	02/18/2026	DFT0002400	Salt Lake Cement Monthly	01-220-520210	REPAIR SUPPLIES - WTR R&R	275.00	
SALT LAKE CEMENT CUTTING	02/18/2026	DFT0002400	Salt Lake Cement Monthly	01-220-520210	REPAIR SUPPLIES - WTR R&R	275.00	
SALT LAKE CEMENT CUTTING	02/18/2026	DFT0002400	Salt Lake Cement Monthly	01-220-520210	REPAIR SUPPLIES - WTR R&R	275.00	
SALT LAKE CEMENT CUTTING	02/18/2026	DFT0002400	Salt Lake Cement Monthly	01-220-520210	REPAIR SUPPLIES - WTR R&R	500.00	
SALT LAKE CEMENT CUTTING	02/18/2026	DFT0002400	Salt Lake Cement Monthly	01-220-520210	REPAIR SUPPLIES - WTR R&R	250.00	
SALT LAKE CEMENT CUTTING	02/18/2026	DFT0002400	Salt Lake Cement Monthly	01-220-520210	REPAIR SUPPLIES - WTR R&R	250.00	
SALT LAKE CEMENT CUTTING	02/18/2026	DFT0002400	Salt Lake Cement Monthly	01-220-520210	REPAIR SUPPLIES - WTR R&R	350.00	
SALT LAKE CEMENT CUTTING	02/18/2026	DFT0002400	Salt Lake Cement Monthl	01-220-520210	REPAIR SUPPLIES - WTR R&R	226.00	

Paid Check Report

Payment Dates: 2/1/2026 - 2/28/2026

Vendor Name	Payment Date	Payment Number	Description (Item)	Account Number	Account Name	Amount
SALT LAKE CEMENT CUTTING	02/18/2026	DFT0002400	Asphalt cutting monthly	01-220-520210	REPAIR SUPPLIES - WTR R&R	360.00
Vendor 3850 - SALT LAKE CEMENT CUTTING Total:						3,586.00
Vendor: 2444 - SALT LAKE VALLEY CHEVROLET						
SALT LAKE VALLEY CHEVROL...	02/25/2026	131119	UNIT #54-BLOWER MOTOR	01-260-520210	REPAIR SUPPLIES - BLD/FLT ...	139.23
SALT LAKE VALLEY CHEVROL...	02/25/2026	131119	Unit #54-Negative Battery C...	01-260-520210	REPAIR SUPPLIES - BLD/FLT ...	59.71
SALT LAKE VALLEY CHEVROL...	02/25/2026	131119	UNIT #14-NEW TRANSMISSI...	01-260-520210	REPAIR SUPPLIES - BLD/FLT ...	7,893.28
SALT LAKE VALLEY CHEVROL...	02/25/2026	131119	UNIT #14-NEW TRANSMISSI...	01-260-520210	REPAIR SUPPLIES - BLD/FLT ...	289.00
Vendor 2444 - SALT LAKE VALLEY CHEVROLET Total:						8,381.22
Vendor: 3890 - SALT LAKE VALLEY LANDFILL						
SALT LAKE VALLEY LANDFILL	02/12/2026	131062	Landfill Dump Fees	01-220-520210	REPAIR SUPPLIES - WTR R&R	1,153.20
Vendor 3890 - SALT LAKE VALLEY LANDFILL Total:						1,153.20
Vendor: 3950 - SELECTHEALTH						
SELECTHEALTH	02/05/2026	131029	2026 HEALTH INSURANCE SE...	01-110-500130	HEALTH INSURANCE - MGMT	-106,000.00
SELECTHEALTH	02/05/2026	131029	RETIREE HEALTH INS	01-110-500130	HEALTH INSURANCE - MGMT	7,107.70
SELECTHEALTH	02/05/2026	131029	2026 EMPLOYEE HEALTH INS...	01-110-500130	HEALTH INSURANCE - MGMT	-2,289.50
SELECTHEALTH	02/05/2026	131029	2026 EMPLOYEE HEALTH INS...	01-130-500130	HEALTH INSURANCE - CUST S...	-1,443.20
SELECTHEALTH	02/05/2026	131029	2026 EMPLOYEE HEALTH INS...	01-140-500130	HEALTH INSURANCE - METERS	-1,432.30
SELECTHEALTH	02/05/2026	131029	2026 EMPLOYEE HEALTH INS...	01-210-500130	HEALTH INSURANCE - SAFETY	-428.60
SELECTHEALTH	02/05/2026	131029	2026 EMPLOYEE HEALTH INS...	01-220-500130	HEALTH INSURANCE - WTR ...	-9,009.70
SELECTHEALTH	02/05/2026	131029	2026 EMPLOYEE HEALTH INS...	01-230-500130	HEALTH INSURANCE - WTR ...	-2,300.40
SELECTHEALTH	02/05/2026	131029	2026 EMPLOYEE HEALTH INS...	01-231-500130	HEALTH INSURANCE - WTR Q...	-857.20
SELECTHEALTH	02/05/2026	131029	2026 EMPLOYEE HEALTH INS...	01-240-500130	HEALTH INSURANCE - WW ...	-3,721.80
SELECTHEALTH	02/05/2026	131029	2026 EMPLOYEE HEALTH INS...	01-260-500130	HEALTH INSURANCE - BLD/FL...	-857.20
SELECTHEALTH	02/05/2026	131029	2026 EMPLOYEE HEALTH INS...	01-320-500130	HEALTH INSURANCE - SURV/...	-146.50
SELECTHEALTH	02/05/2026	131029	2026 EMPLOYEE HEALTH INS...	01-330-500130	HEALTH INSURANCE - BLUE S...	-1,714.40
SELECTHEALTH	02/05/2026	131029	2026 EMPLOYEE HEALTH INS...	01-340-500130	HEALTH INSURANCE - ENG	-1,714.40
SELECTHEALTH	02/05/2026	131029	2026 EMPLOYEE HEALTH INS...	01-350-500130	HEALTH INSURANCE - OPERA...	-3,575.30
SELECTHEALTH	02/05/2026	131029	2026 EMPLOYEE HEALTH INS...	01-360-500130	HEALTH INSURANCE - SYS A...	-1,285.80
SELECTHEALTH	02/05/2026	131029	HEALTH INS FAM. SELECT M...	01-000-220500	HEALTH INSURANCE PAYABLE	102,641.80
SELECTHEALTH	02/05/2026	131029	SINGLE SELECT MED	01-000-220500	HEALTH INSURANCE PAYABLE	10,158.90
SELECTHEALTH	02/05/2026	131029	HEALTH INS FAM. SELECT M...	01-000-220500	HEALTH INSURANCE PAYABLE	74,947.60
SELECTHEALTH	02/05/2026	131029	SINGLE SELECT MED	01-000-220500	HEALTH INSURANCE PAYABLE	7,076.80
Vendor 3950 - SELECTHEALTH Total:						65,156.50
Vendor: 4000 - SILVER SPUR CONSTRUCTION						
SILVER SPUR CONSTRUCTION	02/12/2026	131044	PMT 6/23L: WATTS WELL NO...	01-340-520920	INFRASTRUCTURE PURCHAS...	62,028.57
SILVER SPUR CONSTRUCTION	02/12/2026	131044	RETENTION/23L - PMT NO 6	01-000-210110	ACCOUNTS PAYABLE - RETAI...	-3,101.43
Vendor 4000 - SILVER SPUR CONSTRUCTION Total:						58,927.14
Vendor: 5481 - SMYRNA READY MIX CONCRETE, LLC						
SMYRNA READY MIX CONCR...	02/12/2026	131079	Cement for February Repairs	01-220-520210	REPAIR SUPPLIES - WTR R&R	628.00
SMYRNA READY MIX CONCR...	02/12/2026	131079	Cement for February Repairs	01-220-520210	REPAIR SUPPLIES - WTR R&R	271.50
SMYRNA READY MIX CONCR...	02/12/2026	131079	Cement for February Repairs	01-220-520210	REPAIR SUPPLIES - WTR R&R	323.13

Paid Check Report

Payment Dates: 2/1/2026 - 2/28/2026

Vendor Name	Payment Date	Payment Number	Description (Item)	Account Number	Account Name	Amount
SMYRNA READY MIX CONCR...	02/12/2026	131079	Cement for February Repairs	01-220-520210	REPAIR SUPPLIES - WTR R&R	493.00
Vendor 5481 - SMYRNA READY MIX CONCRETE, LLC Total:						1,715.63
Vendor: 5278 - SOUTHERN TIRE MART LLC						
SOUTHERN TIRE MART LLC	02/05/2026	131038	Unit #4-New tires, rearmost ...	01-260-520210	REPAIR SUPPLIES - BLD/FLT ...	2,010.52
SOUTHERN TIRE MART LLC	02/12/2026	131074	Unit #103-Loader-New tires, ...	01-260-520210	REPAIR SUPPLIES - BLD/FLT ...	22.50
SOUTHERN TIRE MART LLC	02/12/2026	131074	Unit #103-Loader-New tires, ...	01-260-520210	REPAIR SUPPLIES - BLD/FLT ...	4,977.20
Vendor 5278 - SOUTHERN TIRE MART LLC Total:						7,010.22
Vendor: 4236 - STATE TRAILER SUPPLY						
STATE TRAILER SUPPLY	02/12/2026	131063	Unit #32-Trailer electrical co...	01-260-520210	REPAIR SUPPLIES - BLD/FLT ...	8.36
Vendor 4236 - STATE TRAILER SUPPLY Total:						8.36
Vendor: 4238 - STEP SAVER INC						
STEP SAVER INC	02/12/2026	131064	Well 12/Salt	01-350-530260	WATER TREATMENT CHEMI...	908.92
STEP SAVER INC	02/25/2026	131128	WELL #8/SALT	01-350-530260	WATER TREATMENT CHEMI...	753.31
STEP SAVER INC	02/25/2026	131128	WELL #17/SALT	01-350-530260	WATER TREATMENT CHEMI...	977.55
STEP SAVER INC	02/25/2026	131128	WELL #12/SALT	01-350-530260	WATER TREATMENT CHEMI...	681.81
Vendor 4238 - STEP SAVER INC Total:						3,321.59
Vendor: 4248 - STREAMLINE						
STREAMLINE	02/05/2026	131030	FEB 2026 WEBSITE HOSTING	01-360-510440	COMPUTER SUPPLIES/EQUI...	1,335.00
Vendor 4248 - STREAMLINE Total:						1,335.00
Vendor: 4250 - STUART ELECTRIC SUPPLY						
STUART ELECTRIC SUPPLY	02/05/2026	131031	Andra refill asco valve soleno...	01-350-520210	REPAIR SUPPLIES - OPERATOR	192.65
Vendor 4250 - STUART ELECTRIC SUPPLY Total:						192.65
Vendor: 4350 - THE DATA CENTER						
THE DATA CENTER	02/12/2026	131065	The Date Center Printing and...	01-130-510420	POSTAGE & MAILING	2,490.23
THE DATA CENTER	02/12/2026	131065	The Date Center Printing and...	01-130-510420	POSTAGE & MAILING	10,306.73
Vendor 4350 - THE DATA CENTER Total:						12,796.96
Vendor: 4405 - THOMAS PETROLEUM						
THOMAS PETROLEUM	02/05/2026	131032	Yard Fuel-Diesel fuel for yard ..	01-260-510230	VEHICLE FUEL - BLD/FLT MAI...	4,393.19
THOMAS PETROLEUM	02/12/2026	131066	Fuel station-Unleaded fuel	01-260-520210	REPAIR SUPPLIES - BLD/FLT ...	7,332.38
Vendor 4405 - THOMAS PETROLEUM Total:						11,725.57
Vendor: 5409 - TIMMONS GROUP, INC.						
TIMMONS GROUP, INC.	02/12/2026	131076	25C UN GIS Implementation ...	01-340-520920	INFRASTRUCTURE PURCHAS...	9,171.54
Vendor 5409 - TIMMONS GROUP, INC. Total:						9,171.54
Vendor: 5213 - TRUCKPRO HOLDING COMPANY						
TRUCKPRO HOLDING COMP...	02/05/2026	131037	Unit #15-Valve machine Batt...	01-260-520210	REPAIR SUPPLIES - BLD/FLT ...	43.68
Vendor 5213 - TRUCKPRO HOLDING COMPANY Total:						43.68
Vendor: 4505 - UNITED FENCE CO						
UNITED FENCE CO	02/12/2026	131067	WWPS - Decker Main Gate R...	01-350-520210	REPAIR SUPPLIES - OPERATOR	3,127.00
Vendor 4505 - UNITED FENCE CO Total:						3,127.00

Paid Check Report

Payment Dates: 2/1/2026 - 2/28/2026

Vendor Name	Payment Date	Payment Number	Description (Item)	Account Number	Account Name	Amount
Vendor: 4520 - UNITED RENTALS (NORTH AMERICA), INC.						
UNITED RENTALS (NORTH A...	02/25/2026	131129	WWPS - Scissor Lift Rental for..	01-350-520210	REPAIR SUPPLIES - OPERATOR	402.50
Vendor 4520 - UNITED RENTALS (NORTH AMERICA), INC. Total:						402.50
Vendor: 4545 - UNUM LIFE INSURANCE CO OF AMER						
UNUM LIFE INSURANCE CO ...	02/05/2026	131033	JAN 2026 LONG TERM CARE ...	01-140-500170	LIFE/LTD/LTC INSURANCE - ...	-2.40
UNUM LIFE INSURANCE CO ...	02/05/2026	131033	LONG TERM CARE	01-000-220600	OTHER INSURANCE PAYABLE	118.20
UNUM LIFE INSURANCE CO ...	02/05/2026	131033	LONG TERM CARE	01-000-220600	OTHER INSURANCE PAYABLE	118.20
UNUM LIFE INSURANCE CO ...	02/05/2026	131034	JAN 2026 SHORT TERM DIS ...	01-110-500170	LIFE/LTD/LTC INSURANCE - ...	-0.02
UNUM LIFE INSURANCE CO ...	02/05/2026	131034	JAN 2026 VOL LIFE ADJ-ROU...	01-110-500170	LIFE/LTD/LTC INSURANCE - ...	0.12
UNUM LIFE INSURANCE CO ...	02/05/2026	131034	JAN 2026 VOL LIFE ADJ-EMP ...	01-220-500170	LIFE/LTD/LTC INSURANCE - ...	-12.00
UNUM LIFE INSURANCE CO ...	02/05/2026	131034	JAN 2026 VOL LIFE ADJ-EMP ...	01-220-500170	LIFE/LTD/LTC INSURANCE - ...	-3.30
UNUM LIFE INSURANCE CO ...	02/05/2026	131034	JAN 2026 EMPLOYER LIFE AD...	01-110-500170	LIFE/LTD/LTC INSURANCE - ...	-0.92
UNUM LIFE INSURANCE CO ...	02/05/2026	131034	JAN 2026 EMPLOYER LIFE AD...	01-220-500170	LIFE/LTD/LTC INSURANCE - ...	-37.74
UNUM LIFE INSURANCE CO ...	02/05/2026	131034	LIFE INSURANCE	01-000-220620	VOLUNTARY LIFE PAYABLE	2,573.37
UNUM LIFE INSURANCE CO ...	02/05/2026	131034	UNUM SHORT TERM DISABIL...	01-000-220620	VOLUNTARY LIFE PAYABLE	322.23
UNUM LIFE INSURANCE CO ...	02/05/2026	131034	VOL LIFE INSURANCE	01-000-220620	VOLUNTARY LIFE PAYABLE	535.62
UNUM LIFE INSURANCE CO ...	02/05/2026	131034	LIFE INSURANCE	01-000-220620	VOLUNTARY LIFE PAYABLE	2,573.37
UNUM LIFE INSURANCE CO ...	02/05/2026	131034	UNUM SHORT TERM DISABIL...	01-000-220620	VOLUNTARY LIFE PAYABLE	322.23
UNUM LIFE INSURANCE CO ...	02/05/2026	131034	VOL LIFE INSURANCE	01-000-220620	VOLUNTARY LIFE PAYABLE	520.30
Vendor 4545 - UNUM LIFE INSURANCE CO OF AMER Total:						7,027.26
Vendor: 3510 - US POSTAL SERVICE						
US POSTAL SERVICE	02/12/2026	131060	BOX #701110/2026 ANNUAL ...	01-130-510420	POSTAGE & MAILING	670.00
Vendor 3510 - US POSTAL SERVICE Total:						670.00
Vendor: 0001 - US TREASURY						
US TREASURY	02/12/2026	DFT0002395	MEDICARE WITHHOLDING	01-000-230100	FEDERAL W/H & MEDICARE ...	7,362.98
US TREASURY	02/12/2026	DFT0002396	FEDERAL WITHHOLDING	01-000-230100	FEDERAL W/H & MEDICARE ...	20,724.07
US TREASURY	02/26/2026	DFT0002419	MEDICARE WITHHOLDING	01-000-230100	FEDERAL W/H & MEDICARE ...	10,293.72
US TREASURY	02/26/2026	DFT0002420	FEDERAL WITHHOLDING	01-000-230100	FEDERAL W/H & MEDICARE ...	55,520.85
Vendor 0001 - US TREASURY Total:						93,901.62
Vendor: 4640 - UTAH RETIREMENT SYSTEMS						
UTAH RETIREMENT SYSTEMS	02/12/2026	DFT0002375	TIER 2 DEFINED CONTRIBUTI...	01-000-220400	RETIREMENT CONTRIB PAYA...	1,426.80
UTAH RETIREMENT SYSTEMS	02/12/2026	DFT0002376	TIER 2 HYBRID CONTRIBUTI...	01-000-220400	RETIREMENT CONTRIB PAYA...	15,949.60
UTAH RETIREMENT SYSTEMS	02/12/2026	DFT0002377	457 CONTRIBUTION AMOUNT	01-000-220400	RETIREMENT CONTRIB PAYA...	200.00
UTAH RETIREMENT SYSTEMS	02/12/2026	DFT0002378	457 CONTRIB - BOARD	01-000-220400	RETIREMENT CONTRIB PAYA...	77.50
UTAH RETIREMENT SYSTEMS	02/12/2026	DFT0002379	457 CONTRIB - TIER 2	01-000-220400	RETIREMENT CONTRIB PAYA...	77.50
UTAH RETIREMENT SYSTEMS	02/12/2026	DFT0002382	401(K) \$ TIER 2 EMP CONTRIB	01-000-220400	RETIREMENT CONTRIB PAYA...	25.00
UTAH RETIREMENT SYSTEMS	02/12/2026	DFT0002383	401(K) CONTRIB - BOARD	01-000-220400	RETIREMENT CONTRIB PAYA...	77.50
UTAH RETIREMENT SYSTEMS	02/12/2026	DFT0002386	TIER 2 DC 401K	01-000-220400	RETIREMENT CONTRIB PAYA...	3,475.19
UTAH RETIREMENT SYSTEMS	02/12/2026	DFT0002390	401(K) LOAN PAYMENT	01-000-220400	RETIREMENT CONTRIB PAYA...	140.06
UTAH RETIREMENT SYSTEMS	02/12/2026	DFT0002391	TIER 2 ROTH IRA CONTRIB A...	01-000-220400	RETIREMENT CONTRIB PAYA...	375.00
UTAH RETIREMENT SYSTEMS	02/12/2026	DFT0002392	ROTH IRA CONTRIBUTION A...	01-000-220400	RETIREMENT CONTRIB PAYA...	555.00
UTAH RETIREMENT SYSTEMS	02/12/2026	DFT0002393	TIER 2 - 457 CONTRIB	01-000-220400	RETIREMENT CONTRIB PAYA...	105.00

Paid Check Report

Payment Dates: 2/1/2026 - 2/28/2026

Vendor Name	Payment Date	Payment Number	Description (Item)	Account Number	Account Name	Amount
UTAH RETIREMENT SYSTEMS	02/12/2026	DFT0002394	UT STATE RET CONTRIBUTION	01-000-220400	RETIREMENT CONTRIB PAYA...	18,227.05
UTAH RETIREMENT SYSTEMS	02/26/2026	DFT0002401	TIER 2 DEFINED CONTRIBUTI...	01-000-220400	RETIREMENT CONTRIB PAYA...	1,417.24
UTAH RETIREMENT SYSTEMS	02/26/2026	DFT0002402	TIER 2 HYBRID CONTRIBUTI...	01-000-220400	RETIREMENT CONTRIB PAYA...	16,641.37
UTAH RETIREMENT SYSTEMS	02/26/2026	DFT0002403	457 CONTRIBUTION AMOUNT	01-000-220400	RETIREMENT CONTRIB PAYA...	250.00
UTAH RETIREMENT SYSTEMS	02/26/2026	DFT0002406	401(K) \$ TIER 2 EMP CONTRIB	01-000-220400	RETIREMENT CONTRIB PAYA...	25.00
UTAH RETIREMENT SYSTEMS	02/26/2026	DFT0002407	401(K) % CONTRIBUTION A...	01-000-220400	RETIREMENT CONTRIB PAYA...	120.63
UTAH RETIREMENT SYSTEMS	02/26/2026	DFT0002410	TIER 2 DC 401K	01-000-220400	RETIREMENT CONTRIB PAYA...	3,442.03
UTAH RETIREMENT SYSTEMS	02/26/2026	DFT0002414	401(K) LOAN PAYMENT	01-000-220400	RETIREMENT CONTRIB PAYA...	140.06
UTAH RETIREMENT SYSTEMS	02/26/2026	DFT0002415	TIER 2 ROTH IRA CONTRIB A...	01-000-220400	RETIREMENT CONTRIB PAYA...	395.00
UTAH RETIREMENT SYSTEMS	02/26/2026	DFT0002416	ROTH IRA CONTRIBUTION A...	01-000-220400	RETIREMENT CONTRIB PAYA...	555.00
UTAH RETIREMENT SYSTEMS	02/26/2026	DFT0002417	TIER 2 - 457 CONTRIB	01-000-220400	RETIREMENT CONTRIB PAYA...	105.00
UTAH RETIREMENT SYSTEMS	02/26/2026	DFT0002418	UT STATE RET CONTRIBUTION	01-000-220400	RETIREMENT CONTRIB PAYA...	17,355.92
Vendor 4640 - UTAH RETIREMENT SYSTEMS Total:						81,158.45
Vendor: 4650 - UTAH STATE TAX COMMISSION						
UTAH STATE TAX COMMISSI...	02/11/2026	131041	STATE WITHHOLDING	01-000-230200	STATE W/H PAYABLE	10,593.22
UTAH STATE TAX COMMISSI...	02/11/2026	131041	STATE WITHHOLDING	01-000-230200	STATE W/H PAYABLE	10,704.63
UTAH STATE TAX COMMISSI...	02/05/2026	DFT0002372	SALES & USE TAX (STC)/2025...	01-110-510430	GENERAL ADMINISTRATIVE	358.49
Vendor 4650 - UTAH STATE TAX COMMISSION Total:						21,656.34
Vendor: 4693 - UTOPIA						
UTOPIA	02/12/2026	131068	FEB 2026 FIBER OPTICS	01-360-510470	TELEPHONE	1,882.00
Vendor 4693 - UTOPIA Total:						1,882.00
Vendor: 5136 - VANCON INC						
VANCON INC	02/12/2026	131072	25H East Rec & Decker North	01-340-520920	INFRASTRUCTURE PURCHAS...	114,200.00
VANCON INC	02/12/2026	131072	RETENTION/25H - PMT NO 4	01-000-210110	ACCOUNTS PAYABLE - RETAI...	-5,710.00
Vendor 5136 - VANCON INC Total:						108,490.00
Vendor: 4704 - VERIZON WIRELESS						
VERIZON WIRELESS	02/25/2026	DFT0002422	JAN 2026 VERIZON WIRELESS	01-360-510470	TELEPHONE	1,204.63
Vendor 4704 - VERIZON WIRELESS Total:						1,204.63
Vendor: 4698 - VLCM						
VLCM	02/25/2026	131130	Firewall and Cyber Security S...	01-360-510440	COMPUTER SUPPLIES/EQUI...	6,949.60
Vendor 4698 - VLCM Total:						6,949.60
Vendor: 5178 - VOYA RETIREMENT INSURANCE AND ANNUITY COMPANY						
VOYA RETIREMENT INSURAN...	02/12/2026	DFT0002380	401(K) CONTRIBUTIONS	01-000-220400	RETIREMENT CONTRIB PAYA...	110.00
VOYA RETIREMENT INSURAN...	02/12/2026	DFT0002381	401(K) CONTRIBUTIONS	01-000-220400	RETIREMENT CONTRIB PAYA...	32,900.37
VOYA RETIREMENT INSURAN...	02/12/2026	DFT0002384	ROTH 401(K) CONTRIBUTIONS	01-000-220400	RETIREMENT CONTRIB PAYA...	110.00
VOYA RETIREMENT INSURAN...	02/12/2026	DFT0002385	ROTH 401(K) CONTRIBUTIONS	01-000-220400	RETIREMENT CONTRIB PAYA...	3,068.79
VOYA RETIREMENT INSURAN...	02/12/2026	DFT0002388	401(K) LOAN PAYMENT	01-000-220400	RETIREMENT CONTRIB PAYA...	989.23
VOYA RETIREMENT INSURAN...	02/12/2026	DFT0002389	401(K) LOAN PAYMENT	01-000-220400	RETIREMENT CONTRIB PAYA...	1,840.90
VOYA RETIREMENT INSURAN...	02/26/2026	DFT0002404	401(K) CONTRIBUTIONS	01-000-220400	RETIREMENT CONTRIB PAYA...	110.00
VOYA RETIREMENT INSURAN...	02/26/2026	DFT0002405	401(K) CONTRIBUTIONS	01-000-220400	RETIREMENT CONTRIB PAYA...	40,983.14
VOYA RETIREMENT INSURAN...	02/26/2026	DFT0002408	ROTH 401(K) CONTRIBUTIONS	01-000-220400	RETIREMENT CONTRIB PAYA...	110.00
VOYA RETIREMENT INSURAN...	02/26/2026	DFT0002409	ROTH 401(K) CONTRIBUTIONS	01-000-220400	RETIREMENT CONTRIB PAYA...	3,149.97

Paid Check Report

Payment Dates: 2/1/2026 - 2/28/2026

Vendor Name	Payment Date	Payment Number	Description (Item)	Account Number	Account Name	Amount
VOYA RETIREMENT INSURAN...	02/26/2026	DFT0002412	401(K) LOAN PAYMENT	01-000-220400	RETIREMENT CONTRIB PAYA...	989.23
VOYA RETIREMENT INSURAN...	02/26/2026	DFT0002413	401(K) LOAN PAYMENT	01-000-220400	RETIREMENT CONTRIB PAYA...	1,840.90
Vendor 5178 - VOYA RETIREMENT INSURANCE AND ANNUITY COMPANY Total:						86,202.53
Vendor: 4880 - WEST VALLEY CITY						
WEST VALLEY CITY	02/12/2026	DFT0002399	JAN 2026 STRMWTR/ST LIGH...	01-110-510460	UTILITIES - MGMT	783.00
WEST VALLEY CITY	02/12/2026	DFT0002399	JAN 2026 STRMWTR/ST LIGH...	01-230-510460	UTILITIES - WTR	465.00
WEST VALLEY CITY	02/12/2026	DFT0002399	JAN 2026 STRMWTR/ST LIGH...	01-240-510460	UTILITIES - WW	200.10
Vendor 4880 - WEST VALLEY CITY Total:						1,448.10
Vendor: 5487 - WESTON FIELD LLC						
WESTON FIELD LLC	02/25/2026	131135	WESTON FIELD/AS-BUILT DE...	01-000-410300	ENGINEERING FEES	1,250.00
Vendor 5487 - WESTON FIELD LLC Total:						1,250.00
Vendor: 4910 - WHEELER MACHINERY CO						
WHEELER MACHINERY CO	02/05/2026	131013	Annual Generator Load Bank...	01-350-520210	REPAIR SUPPLIES - OPERATOR	1,104.85
WHEELER MACHINERY CO	02/05/2026	131035	Jack Hammer	01-220-520240	TOOLS & SUPPLIES - WTR R&R	1,399.00
Vendor 4910 - WHEELER MACHINERY CO Total:						2,503.85
Vendor: 4995 - WORKFORCE QA						
WORKFORCE QA	02/18/2026	131098	RANDOM EMPLOYEE DRUG ...	01-110-510520	PROFESSIONAL CONSULTING ..	200.00
Vendor 4995 - WORKFORCE QA Total:						200.00
Vendor: 5070 - ZIONS FIRST NATIONAL BANK						
ZIONS FIRST NATIONAL BANK	02/12/2026	131069	'19 SWR BOND/2026 PAYME...	01-000-115800	WTR REV 2019 CONSTR-912...	-4,975.22
ZIONS FIRST NATIONAL BANK	02/12/2026	131069	'19 SWR BOND/2026 PAYME...	01-000-250710	2019 BOND PAYABLE - DDW	1,021,000.00
ZIONS FIRST NATIONAL BANK	02/12/2026	131069	'19 SWR BOND/2026 PAYME...	01-110-510550	BOND INTEREST EXPENSE	193,937.50
Vendor 5070 - ZIONS FIRST NATIONAL BANK Total:						1,209,962.28
Grand Total:						5,768,613.61

Report Summary

Fund Summary

Fund	Payment Amount
01 - GENERAL FUND	5,768,613.61
Grand Total:	5,768,613.61

Account Summary

Account Number	Account Name	Payment Amount
01-000-115800	WTR REV 2019 CONSTR...	-4,975.22
01-000-210110	ACCOUNTS PAYABLE - R...	-36,530.87
01-000-210150	AMEX/MC PAYABLE	11,923.61
01-000-220400	RETIREMENT CONTRIB P...	167,360.98
01-000-220500	HEALTH INSURANCE PA...	199,246.52
01-000-220501	DENTAL INSURANCE CLA...	3,505.80
01-000-220600	OTHER INSURANCE PAY...	236.40
01-000-220610	LEGAL SHIELD PAYABLE	442.66
01-000-220620	VOLUNTARY LIFE PAYAB...	6,847.12
01-000-220700	EMPLOYEE RESERVE - G...	149.99
01-000-220900	CAFETERIA PLAN PAYAB...	43,318.40
01-000-230100	FEDERAL W/H & MEDIC...	93,901.62
01-000-230200	STATE W/H PAYABLE	21,297.85
01-000-250710	2019 BOND PAYABLE - D...	1,021,000.00
01-000-410300	ENGINEERING FEES	2,500.00
01-110-500130	HEALTH INSURANCE - M...	-100,827.60
01-110-500170	LIFE/LTD/LTC INSURANC...	-0.88
01-110-510430	GENERAL ADMINISTRAT...	3,363.37
01-110-510433	GENERAL ADMINISTRAT...	3,719.00
01-110-510460	UTILITIES - MGMT	5,477.23
01-110-510480	TRAINING & EDUCATION...	560.00
01-110-510500	LEGAL EXPENSE	14,699.00
01-110-510520	PROFESSIONAL CONSULT..	3,354.30
01-110-510550	BOND INTEREST EXPENSE	193,937.50
01-130-500130	HEALTH INSURANCE - C...	-1,443.20
01-130-510220	BUILDINGS & GROUNDS -..	4,137.48
01-130-510410	OFFICE SUPPLIES	1,618.02
01-130-510420	POSTAGE & MAILING	13,872.80
01-140-500130	HEALTH INSURANCE - M...	-1,432.30
01-140-500170	LIFE/LTD/LTC INSURANC...	-2.40
01-140-520210	REPAIR SUPPLIES - METER	963.70
01-140-520240	TOOLS & SUPPLIES - ME...	867.23
01-210-500130	HEALTH INSURANCE - SA...	-428.60
01-210-510480	TRAINING & EDUCATION...	809.00
01-210-510490	SAFETY EXPENSE	1,396.08

Payroll Taxes and Emp Benefits \$406,936.64

Series 2019 Bond Princ & Int \$1,209,962.28

Account Summary

Account Number	Account Name	Payment Amount	
01-220-500130	HEALTH INSURANCE - W...	-9,009.70	
01-220-500170	LIFE/LTD/LTC INSURANC...	-53.04	
01-220-510480	TRAINING & EDUCATION...	5,740.22	
01-220-520210	REPAIR SUPPLIES - WTR ...	19,482.98	
01-220-520240	TOOLS & SUPPLIES - WTR..	9,935.92	
01-230-500130	HEALTH INSURANCE - W...	-2,300.38	
01-230-510460	UTILITIES - WTR	4,769.59	
01-230-510480	TRAINING & EDUCATION...	-169.31	
01-230-520210	REPAIR SUPPLIES - WTR...	551.41	
01-230-520240	TOOLS & SUPPLIES - WTR..	346.14	
01-231-500130	HEALTH INSURANCE - W...	-857.20	
01-231-510480	TRAINING & EDUCATION...	-138.89	
01-231-530270	WATER TESTING FEES	9,547.35	
01-240-500130	HEALTH INSURANCE - ...	-3,721.80	
01-240-510460	UTILITIES - WW	1,298.75	
01-240-520240	TOOLS & SUPPLIES - WW...	72.89	
01-260-500130	HEALTH INSURANCE - B...	-857.20	
01-260-510220	BUILDINGS & GROUNDS -..	129.57	
01-260-510230	VEHICLE FUEL - BLD/FLT...	4,693.19	
01-260-520210	REPAIR SUPPLIES - BLD/F...	24,802.11	
01-320-500130	HEALTH INSURANCE - S...	-146.50	
01-330-500130	HEALTH INSURANCE - B...	-1,714.40	
01-340-500130	HEALTH INSURANCE - E...	-1,714.40	
01-340-510434	GENERAL ADMINISTRAT...	148.88	
01-340-510480	TRAINING & EDUCATION...	288.14	
01-340-510520	PROFESSIONAL CONSULT...	3,561.60	
01-340-520920	INFRASTRUCTURE PURC...	1,617,356.59	Infrastructure \$1,580,825.72
01-350-500130	HEALTH INSURANCE - O...	-3,575.30	
01-350-510480	TRAINING & EDUCATION...	1,030.18	
01-350-520210	REPAIR SUPPLIES - OPER...	32,076.74	
01-350-530250	WATER SUPPLY EXPENSE	593,074.33	Jordan Valley Water
01-350-530260	WATER TREATMENT CH...	3,321.59	
01-360-500130	HEALTH INSURANCE - SY...	-1,285.80	
01-360-510220	BUILDINGS & GROUNDS -..	7,319.32	
01-360-510440	COMPUTER SUPPLIES/E...	22,241.94	
01-360-510470	TELEPHONE	6,733.08	
01-400-580310	FACILITY OPERATION - C...	958,906.45	
01-400-580320	PROJECT BETTERMENTS-...	38,903.69	Central Valley Water \$1,750,770.43
01-400-580340	PRETREATMENT FIELD - ...	41,575.84	
01-400-580350	LABORATORY - C.V.	41,218.97	

Account Summary

Account Number	Account Name	Payment Amount
01-400-580380	CVW DEBT SERVICE	670,165.48
	Grand Total:	5,768,613.61

Project Account Summary

Project Account Key	Payment Amount
None	4,151,257.02
20ACONSTMGMT	5,108.35
20ICONSTMGMT	798.15
23ICONSTMGMT	24,876.02
23ICONSTR	548,412.72
23LCHANGEORDERS PH3	62,028.57
23LCONSTMGMT PH3	2,417.25
23LDESIGN	20,401.00
23VCONSTMGMT	9,417.50
23VCONSTRUCTIONAMEND	20,111.20
23VDESIGN	1,026.50
25CGISCONTRACT	9,171.54
25GDESIGN	8,975.50
25GDESIGNAMENDMENT	16,428.75
25HCONSTMGMT	4,085.92
25HCONSTRUCTION	114,200.00
25JDESIGN	5,383.70
25KCONSTMGMT	516.00
25KCONSTRUCTION	5,976.20
25TCHANGEORDERS	757,737.82
25TCONSTRUCTION	-7,340.90
25VCHANGEORDER	350.00
25VCONSTRUCTION	1,873.00
26BSCADAUPGRADES	5,401.80
Grand Total:	5,768,613.61

% of Total

Central Valley Water	\$ 1,750,770.43	30%
Infrastructure	\$ 1,580,825.72	27%
Series 2019 Bond Princ/Int Pymt	\$ 1,209,962.28	21%
Jordan Valley Water	\$ 593,074.33	10%
Payroll Taxes and Employee Benefits	\$ 406,936.64	7%
Other	\$ 227,044.21	5%



Granger-Hunter Improvement District

Bank Transaction Report Transaction Detail

Issued Date Range: 02/01/2026 - 02/28/2026

Cleared Date Range: -

Issued Date	Number	Description	Module	Type	Amount
Bank Account: 01-000-110100 - CASH - GENERAL CHECKING					
02/12/2026	EFT0000117	Payroll EFT	Payroll	EFT	-201,651.07
02/26/2026	EFT0000119	Payroll EFT	Payroll	EFT	-261,159.66
Bank Account 01-000-110100 Total: (2)					-462,810.73
Report Total: (2)					-462,810.73



Granger-Hunter Improvement District

Bank Transaction Report Transaction Detail

Issued Date Range: 02/01/2026 - 02/28/2026

Cleared Date Range: -

Issued Date	Number	Description	Module	Type	Amount
Bank Account: 01-000-110100 - CASH - GENERAL CHECKING					
02/05/2026	35544	Martin S Beason	Utility Billing	Check	-96.65
02/05/2026	35545	Soraya Aloua	Utility Billing	Check	-218.18
02/05/2026	35546	Tammara Montano	Utility Billing	Check	-68.60
02/05/2026	35547	Daniel Rojas	Utility Billing	Check	-149.13
02/05/2026	35548	Joyce A Lowe	Utility Billing	Check	-115.61
02/05/2026	35549	Latai Liti Tupou	Utility Billing	Check	-127.56
02/05/2026	35550	Jerry Shepherd	Utility Billing	Check	-175.00
02/05/2026	35551	Alturas Decker Lake LLC	Utility Billing	Check	-657.08
02/19/2026	35552	Anne Howell	Utility Billing	Check	-193.04
02/19/2026	35553	Rick Reiser	Utility Billing	Check	-34.42
02/19/2026	35554	Adrian Lucena	Utility Billing	Check	-18.33
02/19/2026	35555	Ben White	Utility Billing	Check	-100.65
02/19/2026	35556	Julie Eves	Utility Billing	Check	-133.09
02/19/2026	35557	Simon Lara	Utility Billing	Check	-63.85
02/19/2026	35558	Taylor McKee Adair	Utility Billing	Check	-159.01
02/19/2026	35559	Jason Hebert	Utility Billing	Check	-63.50
02/19/2026	35560	Gwyn E Galloway	Utility Billing	Check	-137.43
02/19/2026	35561	Pauline E Reed	Utility Billing	Check	-141.86
02/19/2026	35562	Victoria Thompson	Utility Billing	Check	-503.54
02/19/2026	35563	Richard Forster	Utility Billing	Check	-60.92
02/19/2026	35564	Uriel Lizardi	Utility Billing	Check	-110.98
02/19/2026	35565	Jennifer Park	Utility Billing	Check	-68.13
02/19/2026	35566	Adam Allred	Utility Billing	Check	-63.67
02/19/2026	35567	Natalie Parks	Utility Billing	Check	-9.68
02/19/2026	35568	Elvis Hadzialijagic	Utility Billing	Check	-92.60
02/19/2026	35569	Martin H O'brien	Utility Billing	Check	-119.27
02/19/2026	35570	New Life Center Upc	Utility Billing	Check	-215.56
02/19/2026	35571	Michael Gonzalez	Utility Billing	Check	-160.16
02/19/2026	35572	Work Activity Center	Utility Billing	Check	-23.57
02/19/2026	35573	Alan D Archuletta	Utility Billing	Check	-214.75
02/19/2026	35574	Cheryl D Aggers	Utility Billing	Check	-89.72
02/19/2026	35575	Utah Home Advisors LLC	Utility Billing	Check	-133.47
02/19/2026	35576	Christian Holmes	Utility Billing	Check	-366.92
02/19/2026	35577	D H Miera	Utility Billing	Check	-165.00
02/19/2026	35578	Travis R Castro	Utility Billing	Check	-132.93
02/24/2026	35477	Reverse Refund Check Saeed Ghandi	Utility Billing	Check Reversal	58.79

Bank Transaction Report

Issued Date Range: -

Issued Date	Number	Description	Module	Type	Amount
02/25/2026	35579	Naomi B Benedict	Utility Billing	Check	-163.70
02/25/2026	35580	Taggert Strickland	Utility Billing	Check	-97.66
02/25/2026	35581	Teresa L Chatterton	Utility Billing	Check	-335.19
02/25/2026	35582	Jerri Frisbey	Utility Billing	Check	-576.01
02/25/2026	35583	Msc	Utility Billing	Check	-63.89
02/25/2026	35584	Violet O Loertscher	Utility Billing	Check	-89.18
02/25/2026	35585	Shelly Angelos	Utility Billing	Check	-142.36
02/25/2026	35586	Saeed Ghandi	Utility Billing	Check	-58.79
02/25/2026	35587	Randy Anderson	Utility Billing	Check	-115.18
02/25/2026	35588	Paul B Christensen	Utility Billing	Check	-72.41
Bank Account 01-000-110100 Total: (46)					-6,839.44
Report Total: (46)					-6,839.44



GRANGER-HUNTER
IMPROVEMENT DISTRICT

ADMINISTRATIVE SERVICES UPDATE

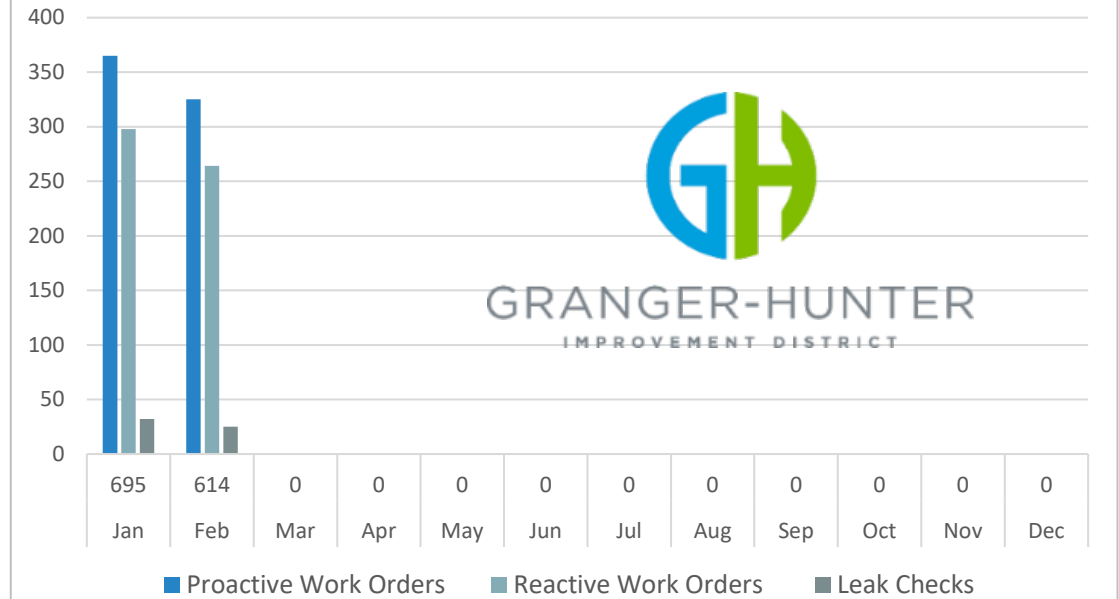


Administrative Services

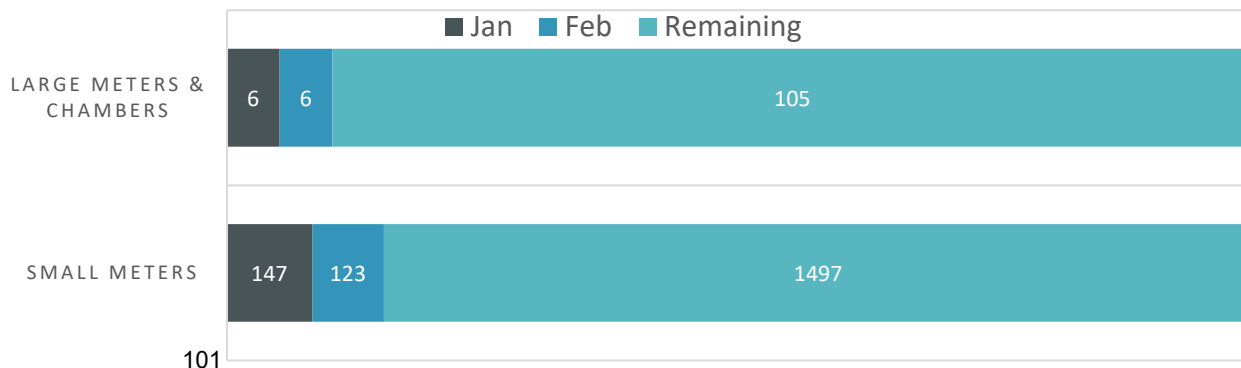
February Meter Division Results

- 614 work orders completed
- 325 proactive work orders, including:
 - 53 new move-in door notices
 - 94 large meter inspections
 - 41 delinquent door notices
 - 64 stale meter investigations prior to reading
- 264 reactive work orders, including:
 - 64 checks for stopped meters
- 25 Leak checks - assisting customers locate leaks on their system

Meter Division Work Orders



NEW METERS INSTALLED YEAR TO DATE



LIEN UPDATE

SL County reports 25 accounts certified prior to September 15, 2025, remain unpaid and delinquent (six from before 2025), totaling \$18,375.

From September 16, 2025, through February 28, 2026, 392 certified accounts remain unpaid, totaling \$263,582.61. These amounts are scheduled to be collected by the County with property taxes in November 2026.

Administrative Services – Meter Purchase Request

The Meter Department requests approval to purchase 1,325 ¾” IPerl meters at \$182.52 each, 100 MXU mushrooms at \$38.09 each, and one 2” Sensus Cordonel meter for \$2,370.73, to replace aging meters and broken MXU mushrooms throughout the system. The total cost is \$248,008.12. These items will be purchased through MountainLand Supply Company under State Contract MA987, the authorized distributor for Sensus products, ensuring compatibility with our existing meters, technology, and software while maintaining operational consistency.

Approval Requested: Consider approval for the purchase of meters and meter supplies in the amount of \$248,008.12 from MountainLand Supply.



Cordonel®

The Sensus Cordonel Ultrasonic Water Meter is a strong option for systems already using Sensus AMI. It is maintenance-free and backed by a 20-year accuracy guarantee, and as a Sensus meter it integrates seamlessly with the existing AMI system. Installation is flexible since it does not require straight pipe runs, and the newer shorter lay lengths make future replumbs easier. The meter can also provide pressure data to help identify leaks, and its fully waterproof design makes it suitable for flooded pits. While the upfront cost is higher, the long-term reliability and minimal maintenance may reduce overall lifecycle costs.



GRANGER-HUNTER
IMPROVEMENT DISTRICT

Administrative Services

GHID promoted the LocalScapes/Grass Seed Events through our 2026 Spring Newsletter and used XBP to send out email notifications, resulting in an enthusiastic response and attendance. The Monday, March 16 session at 5:30 p.m. sold out all 120 spots, with 80 people attending and 102 bags of grass seed distributed. The Tuesday, March 17 session at 10:00 a.m. was nearly sold out, drawing 78 attendees and distributing 105 bags of grass seed.



GRANGER-HUNTER IMPROVEMENT DISTRICT

LocalScapes
Creating Your Ideal Utah Yard

NEWSLETTER
SPRING 2026

UPDATES

Go Paperless on Xpress Bill Pay
Go paperless to save paper and keep track of your bills online. Visit our website ghid.gaz.net and click the "Billing" icon. Click on the "Enroll in E-bill" heading to go paperless on Xpress Bill Pay.

SpringFest
Come visit GHID at our WVC SpringFest booth on Saturday, April 25th from 4:00-7:00 pm at the Utah Cultural Celebration Center located at 1555 W 3100 S. We hope to see you there!

Drought Tolerant Grass Seed

- ✓ Specially designed for our climate
- ✓ Uses up to 40% less water
- ✓ 5lb. bag covers 1000 sq. ft.
- ✓ \$8 per bag—ONLY available during LocalScapes events

Class Dates & Times:
Monday, March 16th at 5:30 p.m.
Tuesday, March 17th at 10:00 a.m.

IMPORTANT: ATTENDANCE AT THE LOCALSCAPES CLASS IS REQUIRED TO PURCHASE GRASS SEED!

Click one of the links below to reserve your spot today!

Grass Seed / LocalScapes Event Registration Links:
Monday, March 16 at 5:30 p.m.
<https://www.eventbrite.com/e/1980646892112?aff=source:twitter>
Tuesday, March 17 at 10:00 a.m.
<https://www.eventbrite.com/e/1980647920457?aff=source:twitter>

*LocalScapes Event and Grass Seed available only to GHID customers while supplies last. Grass seed—limit 2 bags per household.

facility will remove iron and manganese from two additional wells, increasing our total treated wells to five. A new well, scheduled for completion in 2027, is also under construction to further maximize groundwater resources. In addition, we will begin replacing a wastewater lift station this summer as part of ongoing infrastructure upgrades, with no significant customer impacts expected.

Photo: Filter vessels in new groundwater treatment plant

Board meetings are open to the public. These meetings start at 5:00 p.m. and are located at 2888 S 3600 W.

2026 Spring Meeting Dates:
March 24 April 21
May 19 June 16

Connect with us on Facebook for real-time updates and helpful water-saving information.
Click here to go to our page.

Have suggestions? Contact us at ghid.gaz.net—we value your input.



GRANGER-HUNTER
IMPROVEMENT DISTRICT

WATER MAINTENANCE UPDATE



Water Systems Update

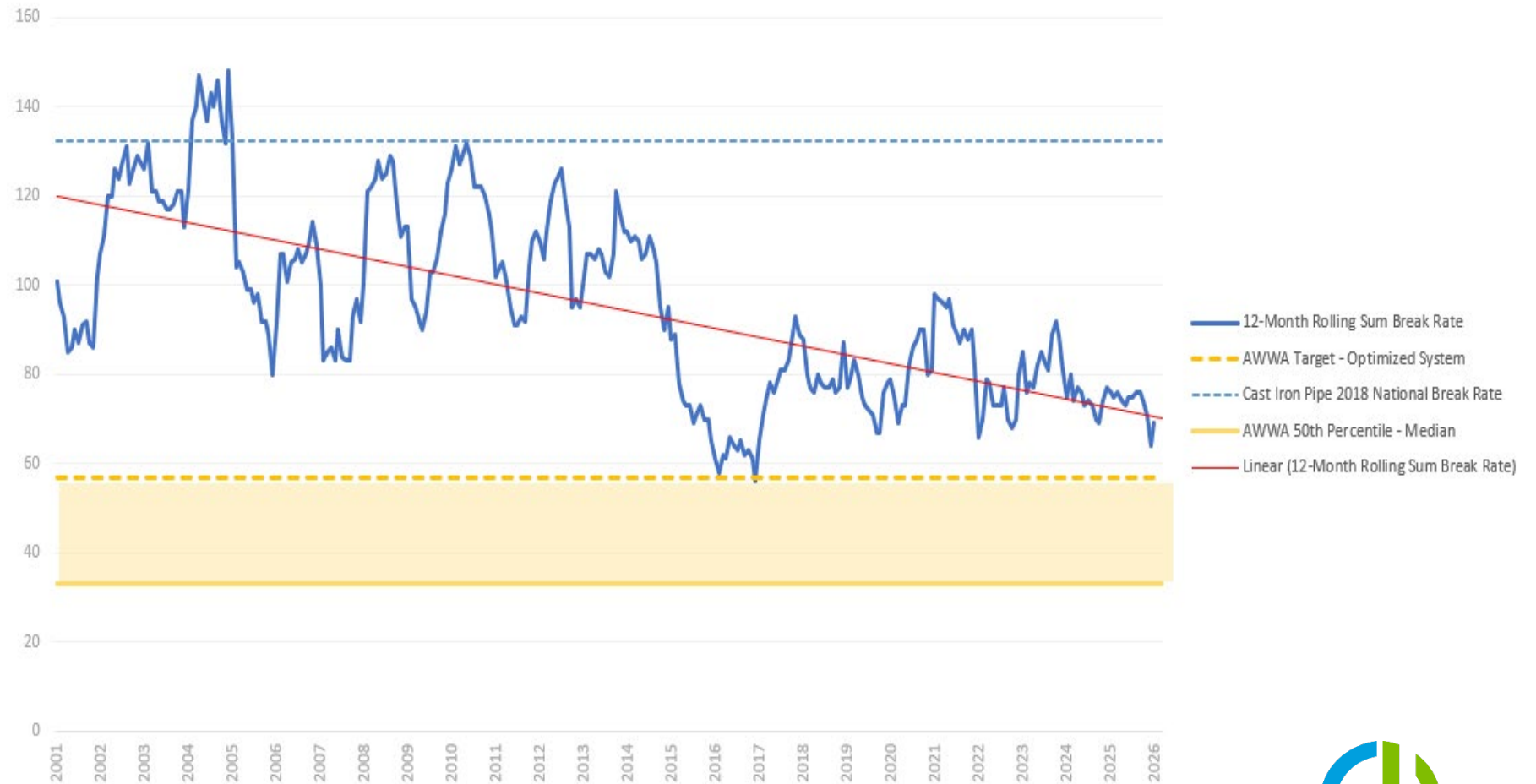
2026 Data:

- 6 Breaks In February
- 17 Breaks Year-to-Date
- 4.4 Breaks Per 100 Miles of Pipe Year to Date
- 21 Percent Increase From Previous Year to Date Breaks

Long-Term Break Rate Target Development Considerations:

- Level of Service Targets / Disruption of Service Rates
- Water Quality Impacts
- Water Rate Impacts
- Claim Exposure
- System Reliability

Water Main Breaks

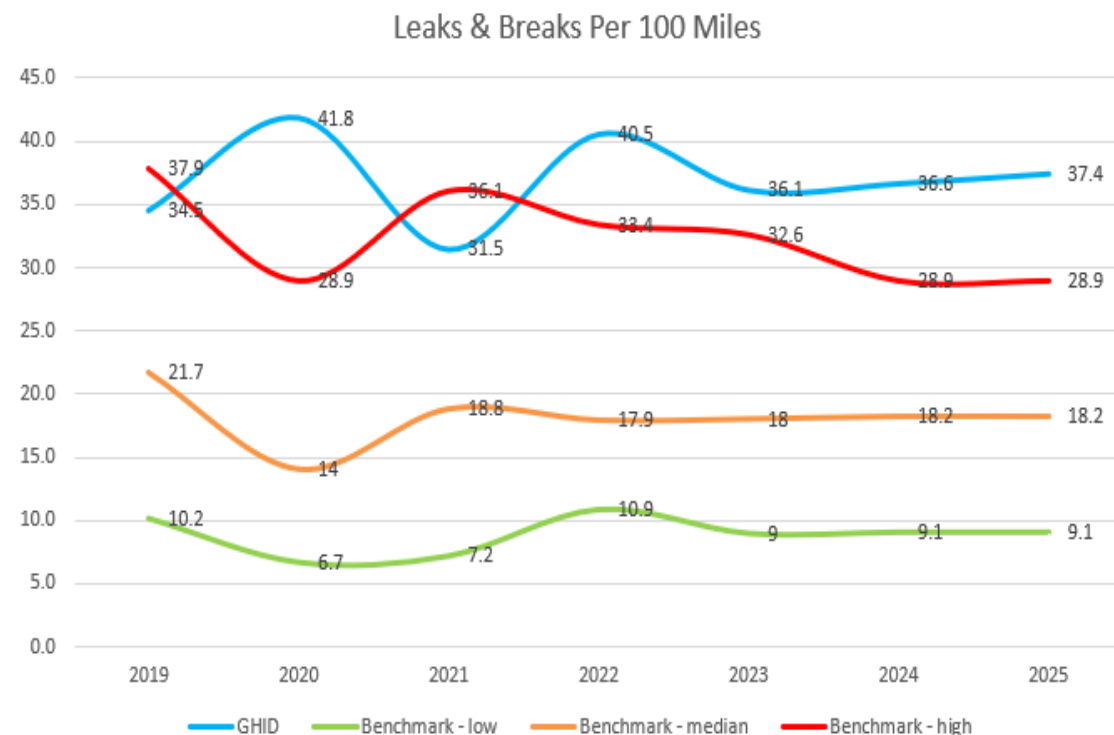


Water Breaks and Leaks

Breaks & Leaks Combined Totals															
GHID Breaks					GHID Leaks					Total Ruptures					
2022	2023	2024	2025	2026	Year	2022	2023	2024	2025	2026	2022	2023	2024	2025	2026
11	2	7	6	11	January	7	2	2	7	5	18	4	9	13	16
11	13	7	8	6	February	2	5	5	0	5	13	18	12	8	11
3	2	5	3		March	2	3	6	4		5	5	11	7	
1	6	5	4		April	3	2	1	3		4	8	6	7	
3	7	3	5		May	12	9	3	8		15	16	6	13	
5	3	4	4		June	4	3	7	14		9	6	11	18	
8	6	5	6		July	6	4	6	9		14	10	11	15	
1	9	6	6		August	11	10	11	4		12	19	17	10	
2	5	4	2		September	6	12	8	7		8	17	12	9	
9	6	11	8		October	12	4	7	7		21	10	18	15	
17	9	12	5		November	4	6	7	7		21	15	19	12	
14	8	7	12		December	3	4	3	6		17	12	10	18	
22	15	14	14	17	Totals to Date	9	7	7	7	10	31	22	21	21	27
85	76	76	69	17	Annual Totals	72	64	66	76	10	157	140	142	145	27
	-32%	-7%	+0%	+21%			-22%	+0%	+0%	+43%		-29%	-5%	+0%	+28.6%
	% Change from Prior Year					% Change from Prior Year					% Change from Prior Year				

Waterline breaks and leaks totaled 16 in the month of January 2026. Of the 16 breaks and leaks, 11 were water line breaks and 5 were water service line failures. Total water loss from January leaks and breaks is estimated to be about 1,382,029 gallons.

Seven-Year Average Trends

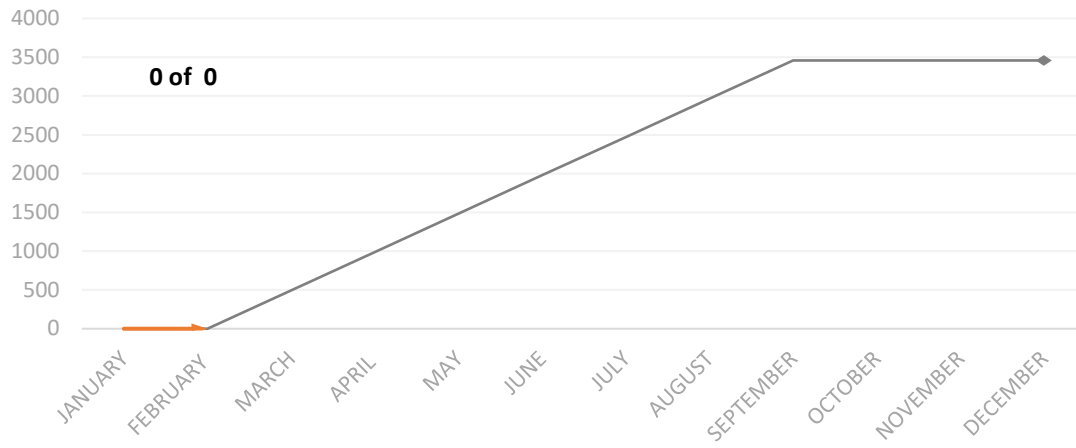


The District's total ruptures per 100 miles, Seven-Year Trend, compared to the AWWA benchmarking Data. GHID is still above the trending benchmarking data, which is current up to 2024.

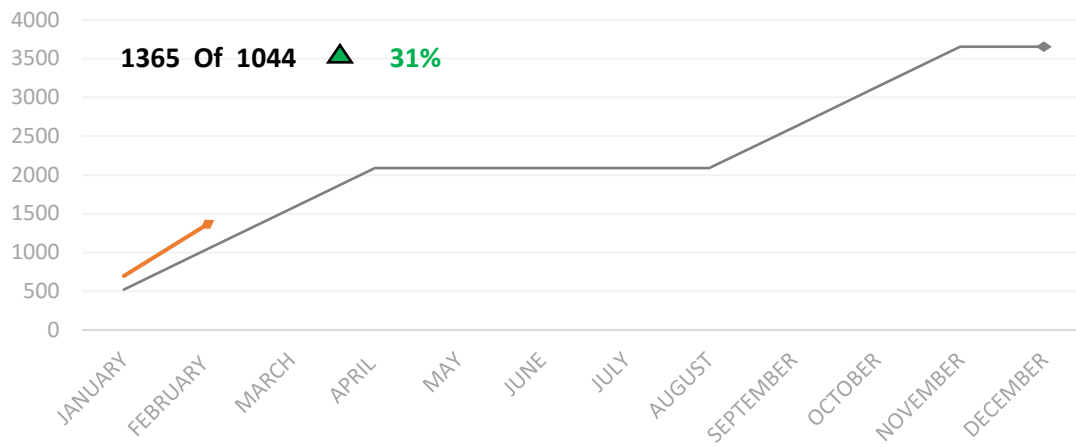


Water Systems Update

Planned Fire Hydrant Maintenance



Planned Valve Maintenance



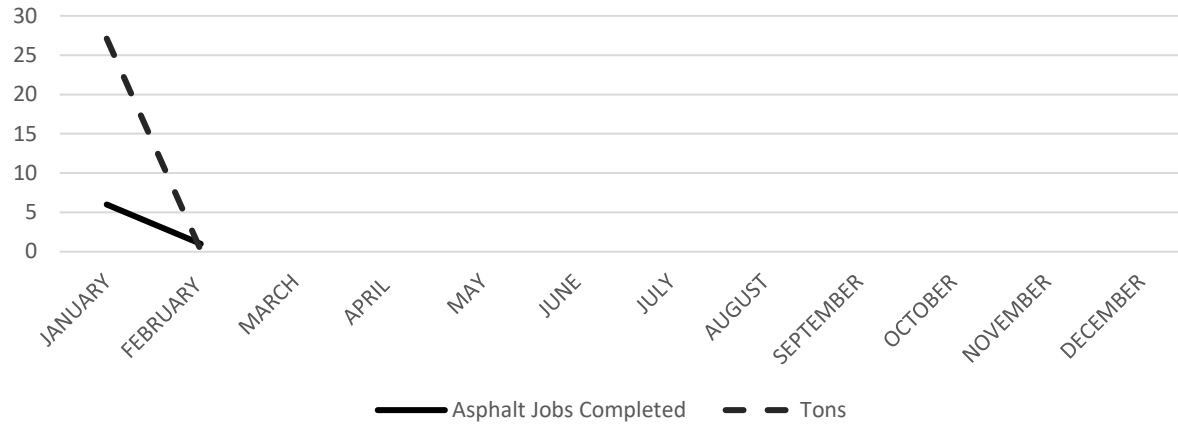
2026 Data:

- 0 Fire hydrant inspections have been completed to date. Crews will start working on fire hydrant inspections in March.
- Crews completed 7 fire hydrant work orders in February. To date, crews have completed 15 work orders. Currently, there are 47 open fire hydrant work orders.
- 1365 planned valve maintenance inspections have been completed to date.
- Crews completed 22 valve repair work orders in February. To date, crews have completed 25 work orders. Currently, there are 84 open valve work orders.

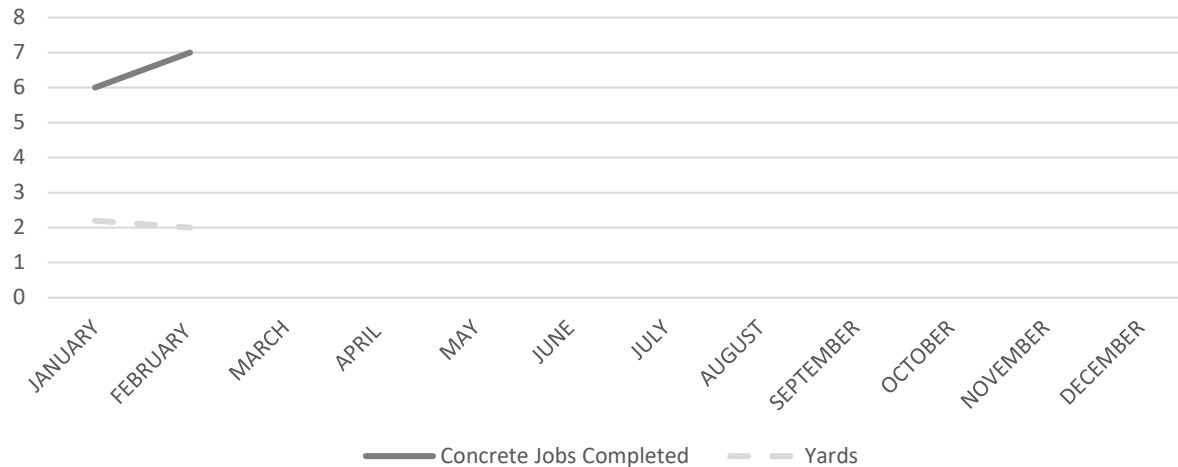


Water Systems Update

Ashpalt Jobs Completed



Concrete Jobs Completed



2026 Data:

- 1 asphalt job was completed in February, totaling .2 tons. To date, crews have completed 7 asphalt jobs, totaling 27.3 tons. Currently, there are 31 open asphalt jobs.
- 7 concrete jobs were completed in February, totaling 2.0 yards of concrete. To date, crews have completed 13 concrete jobs, totaling 4.2 yards of concrete. Currently, there are 41 open concrete jobs.
- 0 sod jobs were completed in February. There are currently 47 open sod jobs.
- 1 Miscellaneous remediation job was completed in February. Currently, there are 3 open Miscellaneous jobs.

Water Systems Update

Chlorine Residuals (mg/L)




	Jan	Feb	Mar	Apr	May	Jun	Jul	Aug	Sep	Oct	Nov	Dec
Chlorine 2026	0.58	0.48										
Chlorine 3-yr Avg.	0.49	0.47	0.48	0.57	0.56	0.54	0.40	0.43	0.39	0.45	0.53	0.63
Chlorine Min.	0.2	0.2	0.2	0.2	0.2	0.2	0.2	0.2	0.2	0.2	0.2	0.2
Chlorine Max	1	1	1	1	1	1	1	1	1	1	1	1

2026 Data:

- The District had 26 water quality complaints in the month of February.
- Free Chlorine monthly average for January was 0.48 mg/L.

Water Quality Customer Complaints



	Jan	Feb	Mar	Apr	May	Jun	Jul	Aug	Sep	Oct	Nov	Dec
Water Quality Complaints	9	26										
WQ 3-YR AVG.	6	7	14	15	12	9	14	16	11	35	4	13
25% AWWA Benchmark	7	7	7	7	7	7	7	7	7	7	7	7
75% AWWA Benchmark	66	66	66	66	66	66	66	66	66	66	66	66

Fire Hydrant Maintenance Update

Water Works Parts Award Recommendation

Purchase Description: The District intends to purchase waterworks parts for our hydrant replacement program. (Internal Project)

Bid Summary: The District solicited bids for waterworks parts and received bids from the following Three (3) entities, in line with our requested specifications:

1) Ferguson Waterworks	\$245,720.00
2) Mountainland Supply Company	\$260,314.45
3) HD Fowler Company	\$263,975.20

Bid Details:

In accordance with the State of Utah and UASD guidelines, the low-bid procurement process was conducted to ensure best value for the District through a comparison of multiple vendor bids meeting the established minimum specifications.

Approval Requested: Consider approval for waterworks parts from Ferguson Waterworks for the District's 2026 Fire Hydrant Replacement Project in the amount of **\$245,720.00**





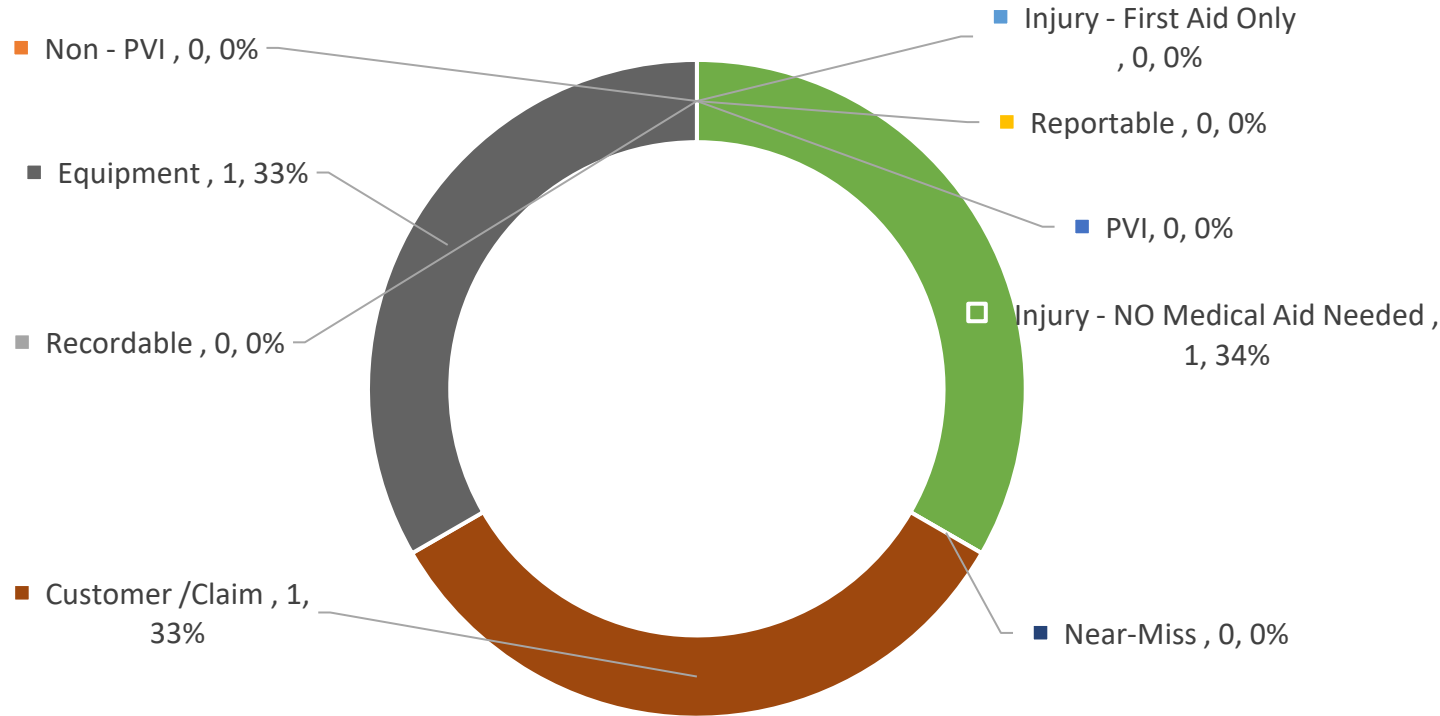
GRANGER-HUNTER
IMPROVEMENT DISTRICT

WASTEWATER MAINTENANCE UPDATE



February Safety Update

Incidents – February 2026



- PVI
- Recordable
- Injury - First Aid Only
- Near-Miss
- Equipment
- Non - PVI
- Reportable
- Injury - NO Medical Aid Needed
- Customer /Claim

Safety Update – February 2026

- Preventable Vehicle Incidents: 0
- Non-Preventable Vehicle Incidents: 0
- Customer Incidents/Claims: 1
- Equipment: 1
- Near-Misses: 0
- Injuries:
 - Recordable: 0
 - Reportable: 0
 - First Aid Only: 0
 - Injury – No Medical Aid needed: 1

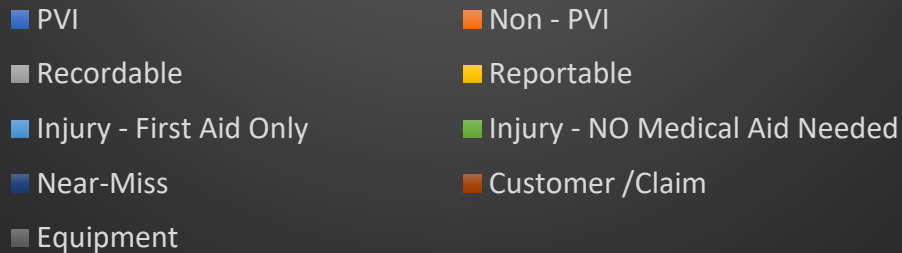
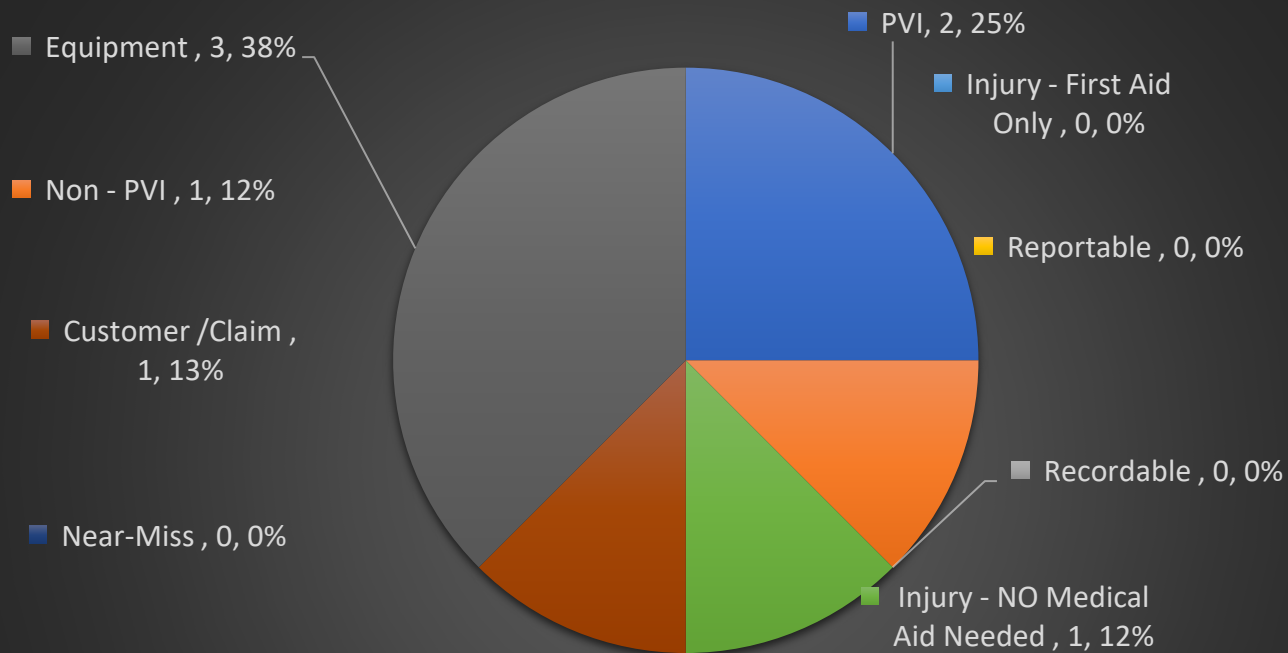
Total Incidents: 3



GRANGER-HUNTER
IMPROVEMENT DISTRICT

Safety Update

Incidents – YTD 2026



Safety Update – Year To Date 2026

- Preventable Vehicle Incidents: 2
- Non-Preventable Vehicle Incidents: **1**
- Customer Incidents/Claims: **1**
- Equipment: 3
- Near-Misses: **0**
- Injuries:
 - Recordable: 0
 - Reportable: 0
 - First Aid Only: 0
 - Injury – No Medical Aid needed: 3

Total Incidents: 10



GRANGER-HUNTER
IMPROVEMENT DISTRICT

Wastewater Maintenance Update

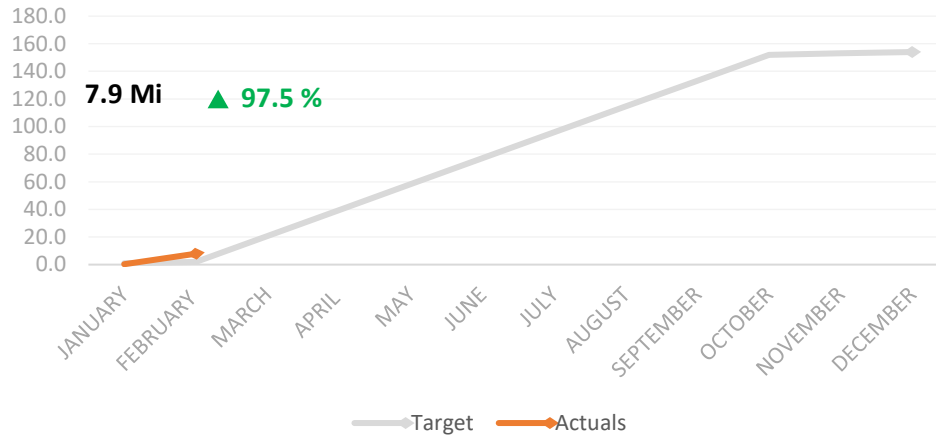
2025 MWPP Survey:

- The Utah Department of Environmental Quality – Division of Water Quality switched to Google Forms and is distributed and completed online. (Started in 2024)
- Municipal Wastewater Planning Program (MWPP) Survey is due by April 15, 2026.
- **“Consider adoption of the Municipal Wastewater Planning Program (MWPP) Survey for the year ending in 2025.”**
- **The report will be submitted to the State of Utah Department of Environmental Quality.**



Wastewater Maintenance Update

Collection System Cleaning



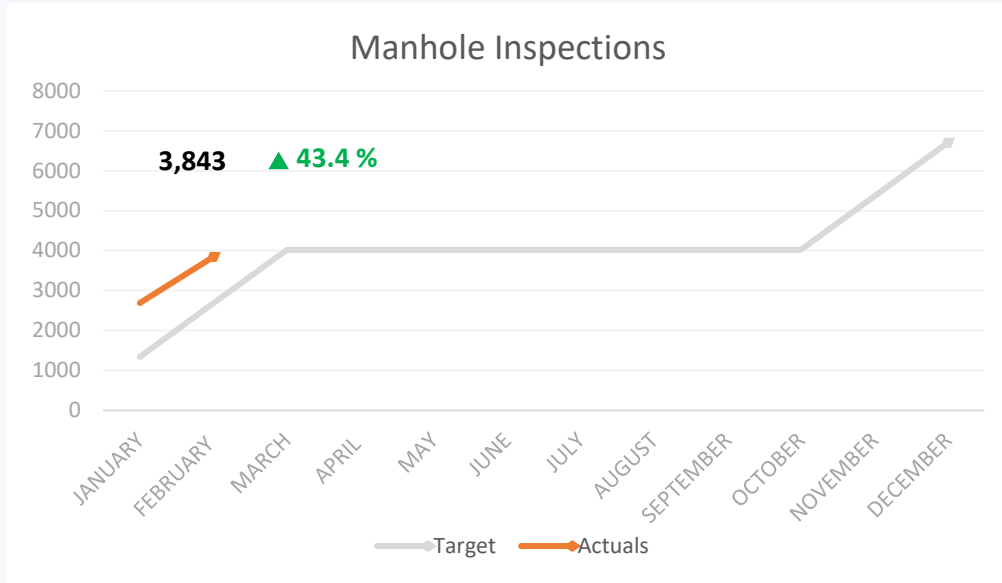
2025 Data:

- During the month of February, we put shifted our focus from manhole inspections back to cleaning and CCTV, with being where we need to be for MH Inspections. 7.6 miles of pipe were cleaned and 3.9 miles of pipe were inspected.

Collection System CCTV



Wastewater Maintenance Update



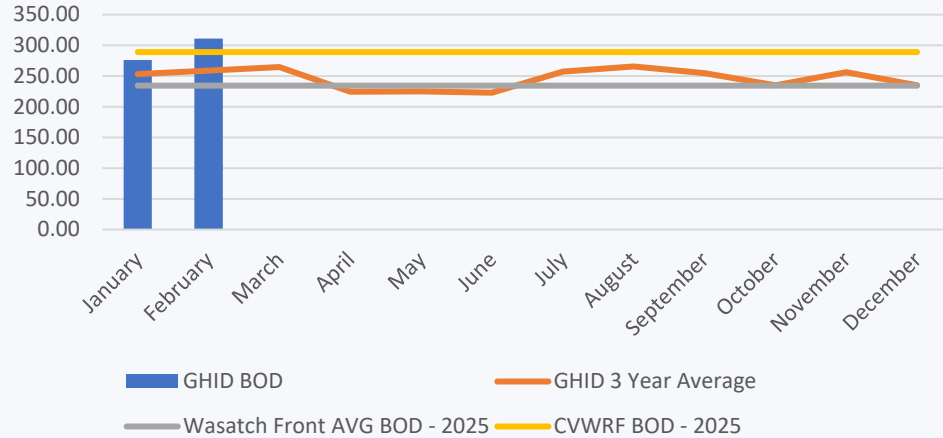
2025 Data:

- Manhole Inspections– 1,154 manhole inspections were performed during the month of February. We are currently well above our projection heading into March.
- Bottom image depicts a root ball (horse tail) from a customer's lateral that was removed from the system after being discovered through CCTV.

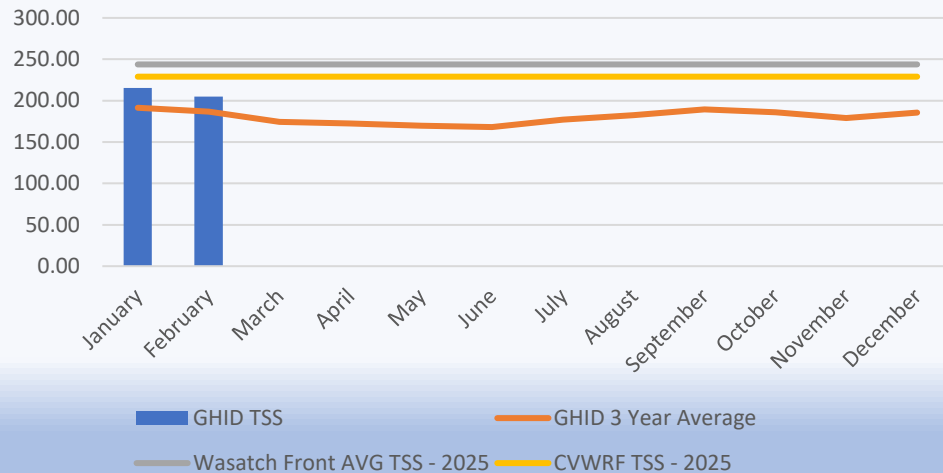


Wastewater Maintenance Update

BOD - Concentration



TSS - Concentration

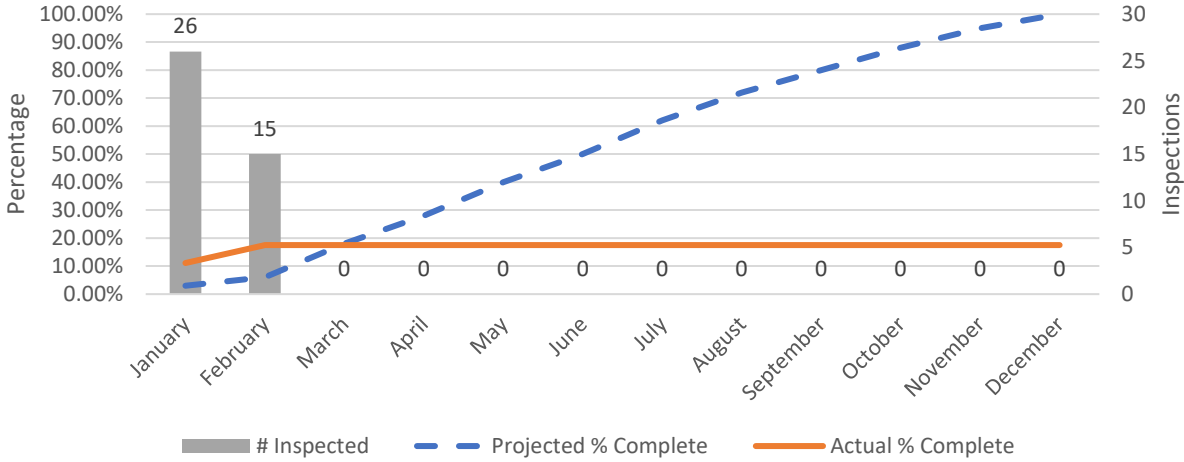


2026 Data:

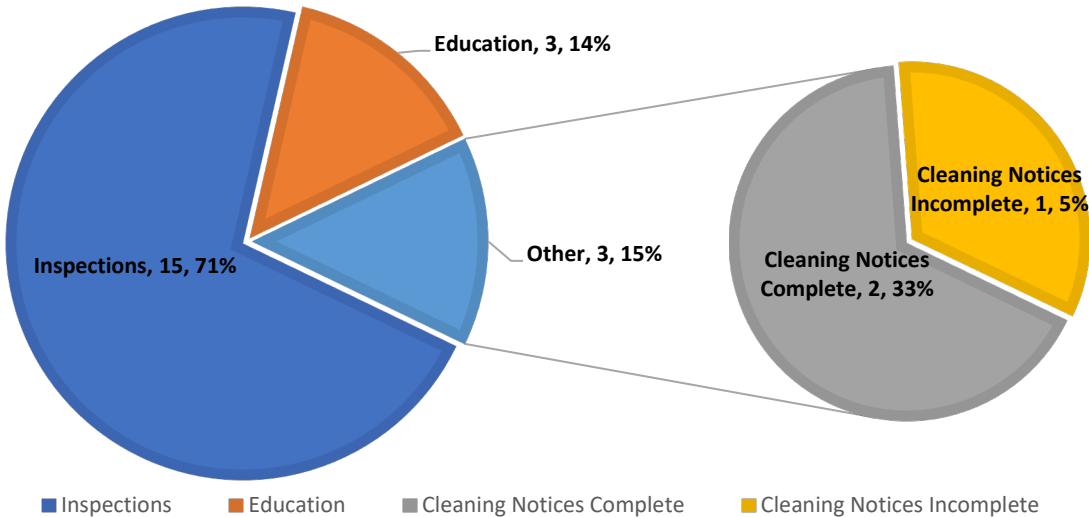
- Biochemical Oxygen Demand (BOD) and Total Suspended Solids (TSS) are used to measure the overall strength of the sewer.
- The BOD/TSS numbers are an average of the results from a monthly sample.
- The Wasatch front AVG is an annual average of BOD/TSS levels from 2025 data collected from the following entities:
 - North Davis Sewer District
 - Timpanogos Special Service District
 - Snyderville Basin (East Canyon & Silver Creek)
 - Springville City

Wastewater Maintenance Update

Grease Interceptor Inspections - 2026



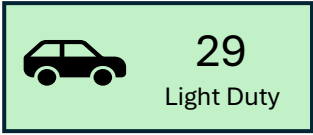
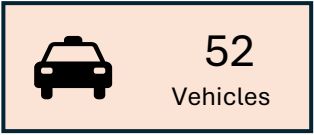
FOG PROGRAM – FEBRUARY 2026



2026 Data:

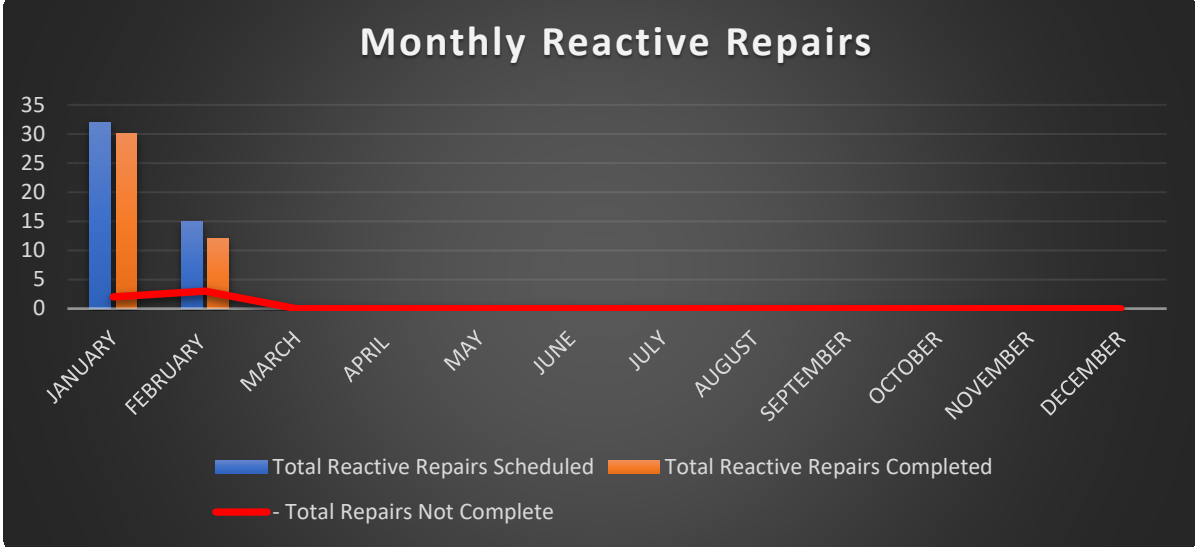
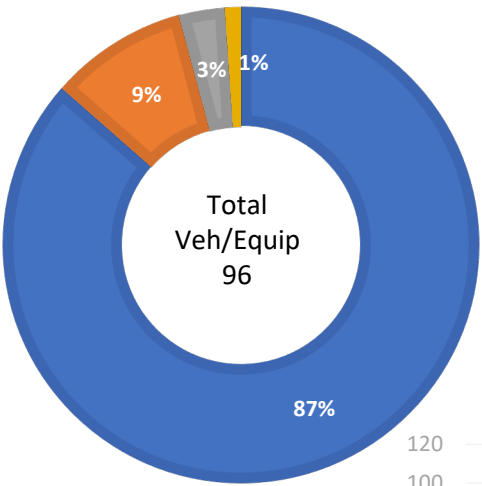
- Fifteen (15) interceptor and sampling manhole inspections were completed in February.
- Fats, Oil, Grease and Solids (FOGS) program performed in February:
 - Three (3) education visits with customers
 - Three (3) Cleaning Notices with Two (2) of those notices being completed before the follow-up inspections.

Fleet Maintenance Update

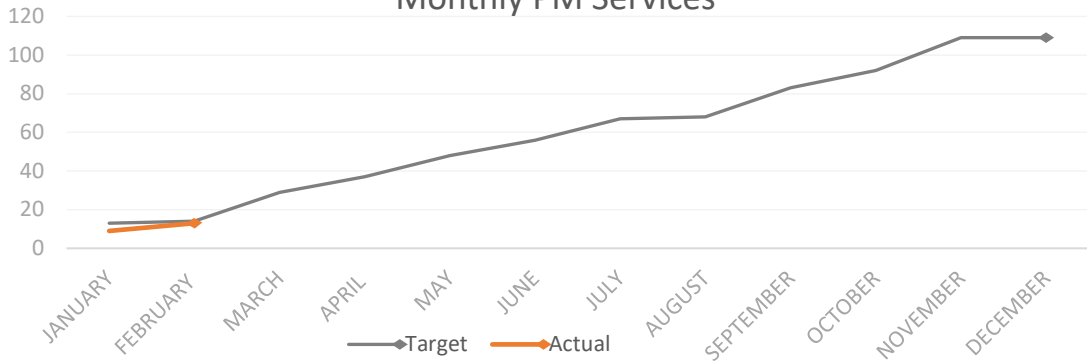


FEB FLEET/EQUIPMENT LOS

Active: Stopped < 24 hrs. Stopped > 24 hrs. Stopped > 1 week

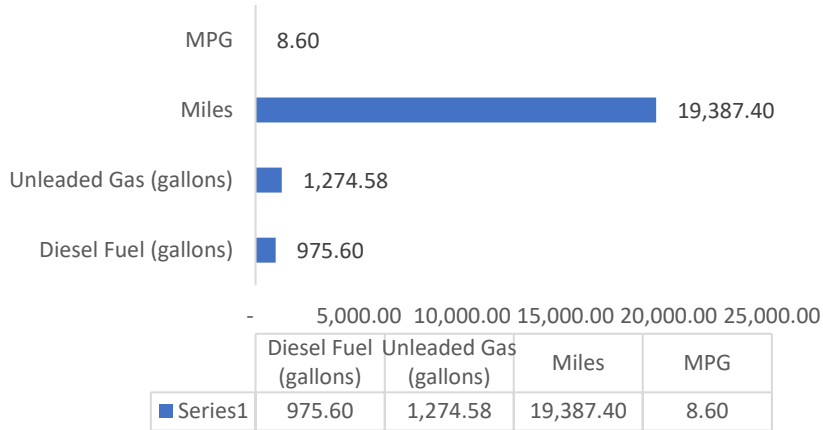


Monthly PM Services

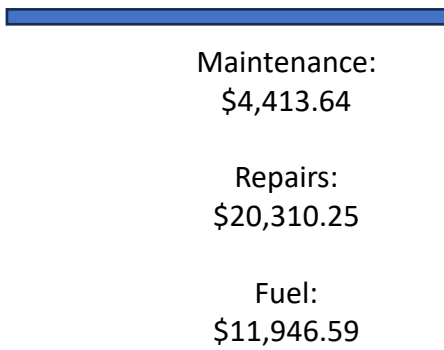


Fleet Maintenance Update

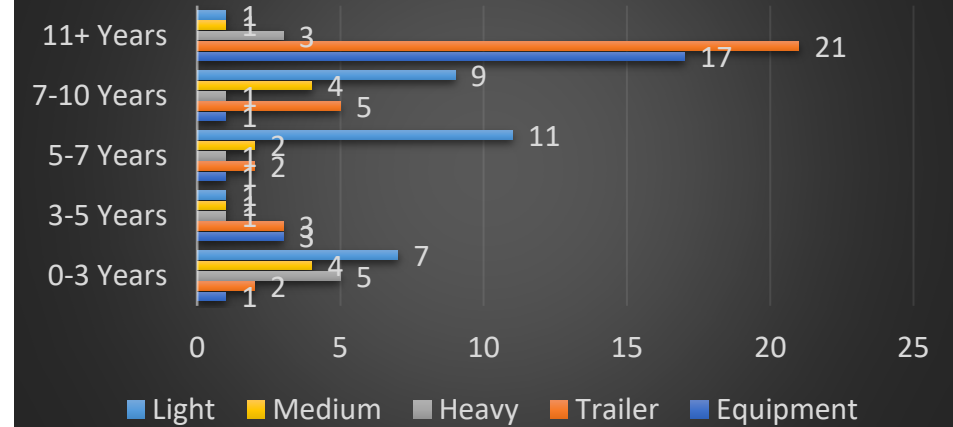
Feb Fuel Usage



Cost Yearly:



Vehicle by Life Span



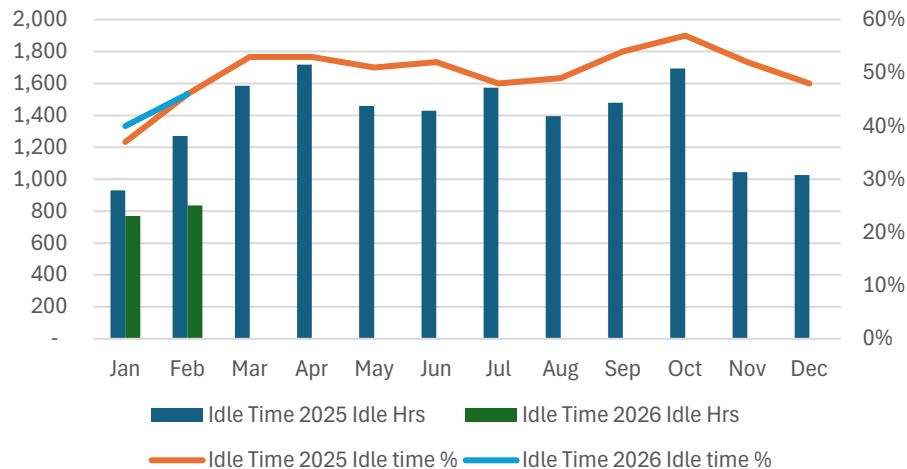
February Idle time

835h ↓ 34%

Total Idle Time

February Idle time %

46% ↑ 0%



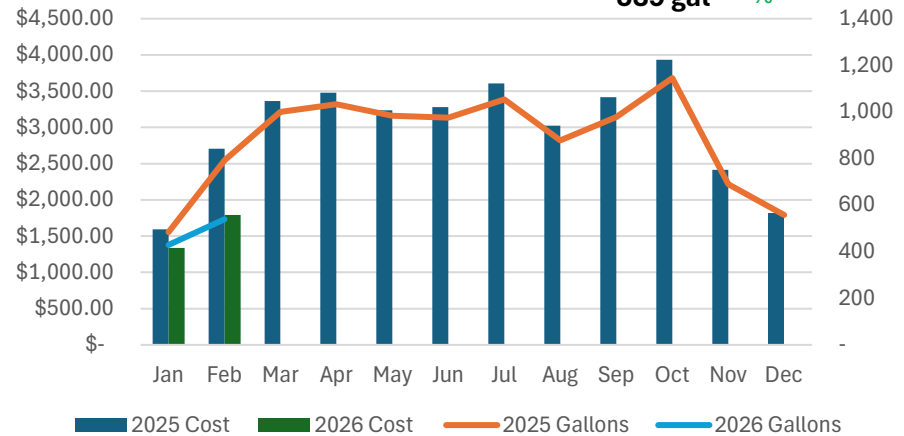
February Est. Cost

\$1,793 ↓ 34%

Idle Cost

February Fuel Wasted

539 gal ↓ 32%



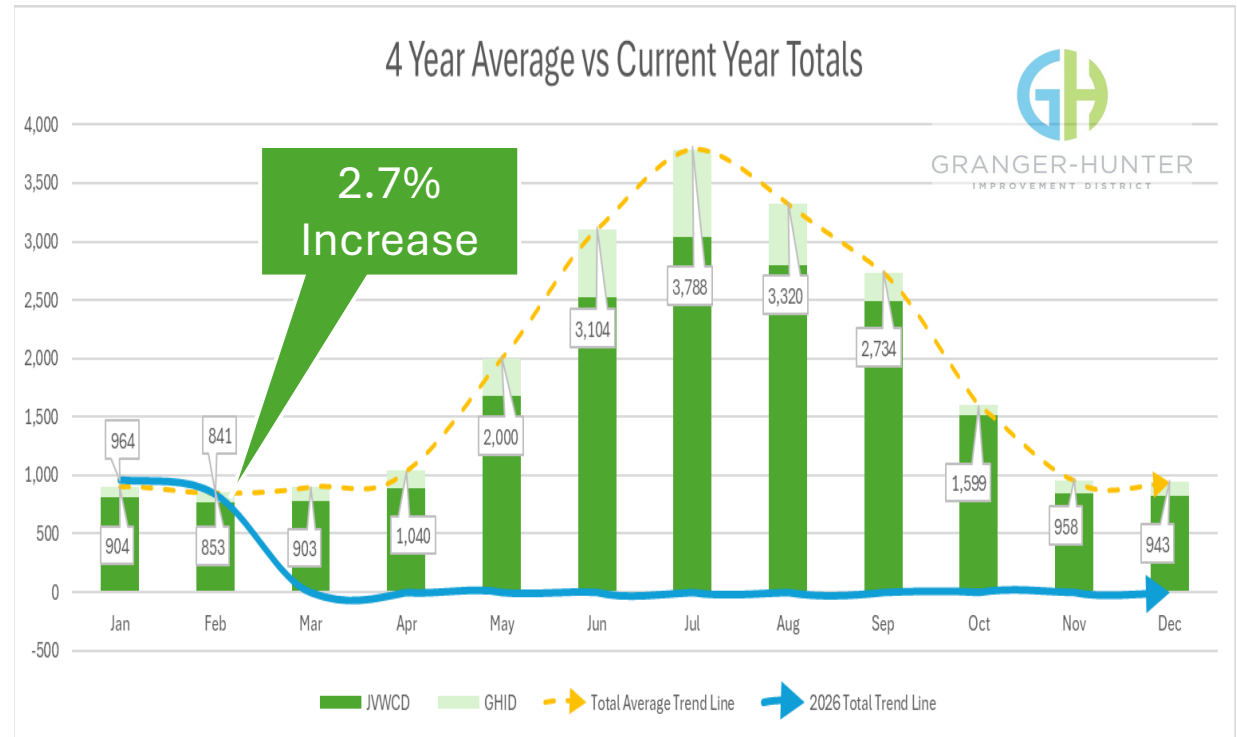
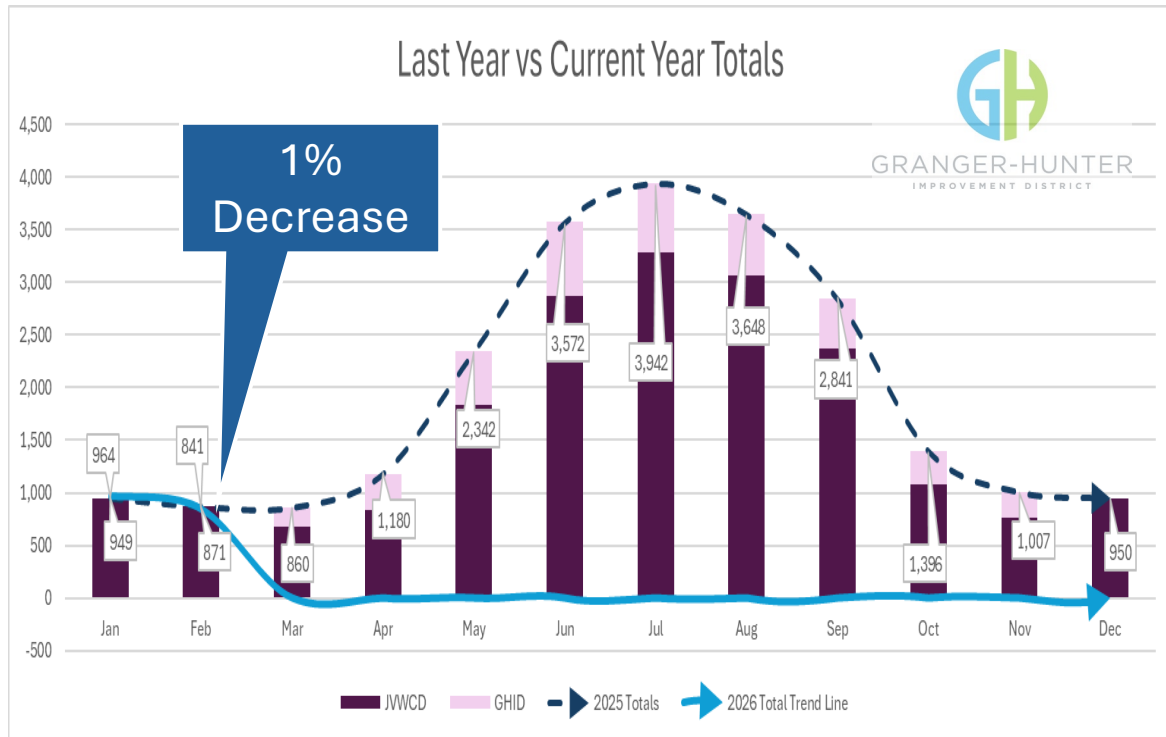


GRANGER-HUNTER
IMPROVEMENT DISTRICT

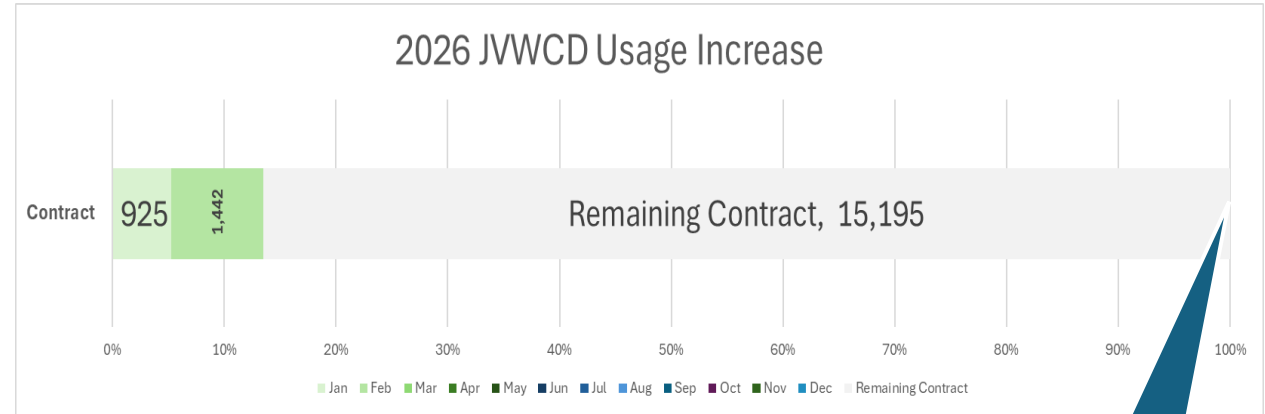
OPERATIONS UPDATE



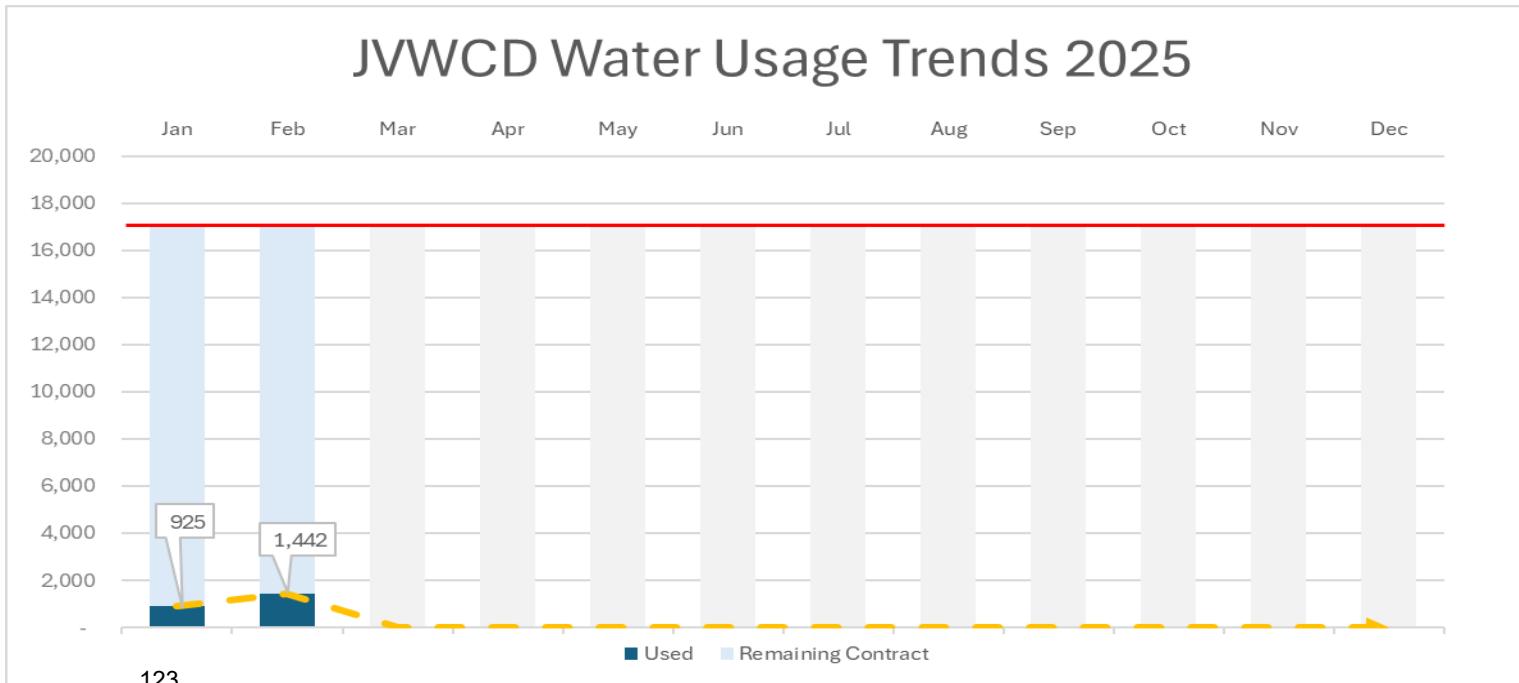
In February, the District recorded a slight decline in water demand, contrary to expectations of continued increases driven by rising temperatures. Overall demand decreased by 124 acre-feet, representing a 1% reduction compared to the same period last year. However, the current demand is 2.7% higher than the 4-year average.



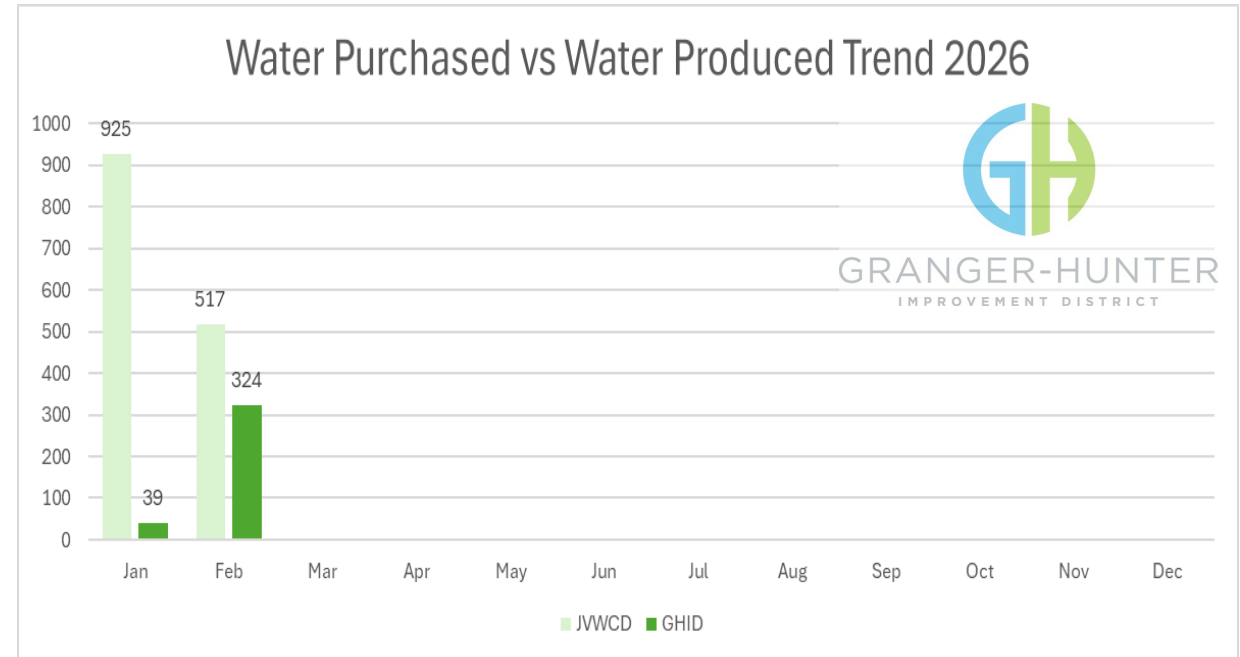
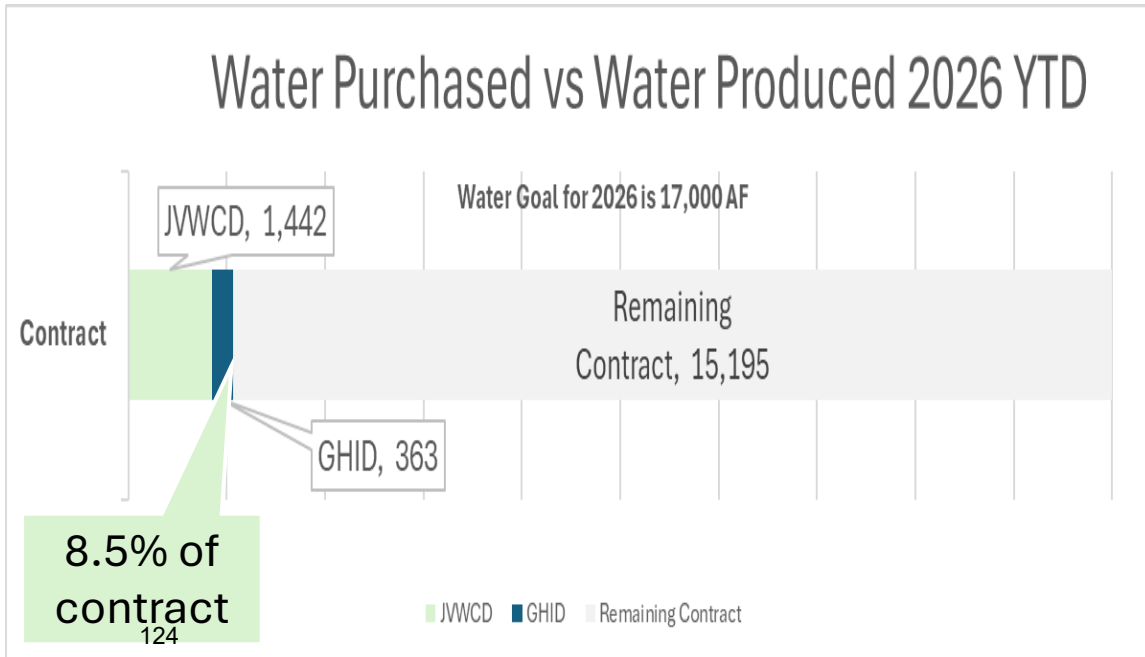
Water demand from JWCD remained steady during February. We expect an increase throughout the next few months. In February, demand was 517 acre-feet.



**Contract
17,000 (af)**



Jordan Valley Water Conservancy District provides approximately 82% of total demand under a 17,000 acre-foot contract. The remaining 18% is supplied through Granger-Hunter's local water sources. The charts below illustrate the respective contributions from JWCD and GHID. As of February, the District has utilized 1442 acre-feet, representing 8.5% of its annual contract allocation.



26: Wastewater Channel Grinders Project

2026 Budget: \$115,000.00
2026 Contract: \$102,545.09
Service Provider: JWC Environmental, Inc.

Description: The District operates 16 channel grinders at 8 different wastewater lift stations. The useful life of a channel grinder is 5 years, with a replacement plan of 2-4 per year.

Replacement of two channel grinders located at Armstrong, and Decker Main Lift Stations. This is a continuation of an approved purchase agreement between JWC Environmental, Inc and Granger-Hunter Improvement District that was approved during the March 2024 Board meeting.

Approval Requested: Consider approval of a contract amendment to JWC Environmental, Inc. for the purchase of two wastewater channel grinders for the 26: Wastewater Channel Grinders Project in the amount \$102,545.09.





GRANGER-HUNTER
IMPROVEMENT DISTRICT

CAPITAL PROJECTS REPORT

March 2026 Board Meeting

CAPITAL PROJECTS APPROVAL

23L: Watts Well No. 18 Drilling & Equipping

Consultant Project: 23L: Watts Well No. 18
 Project Budget: \$2,650,000.00
 GHID Project Manager: Jeremy Gregory
 Consultant: Hansen Allen & Luce

Project Description: Construction of a new potable well pump house with chlorination facilities, associated electrical, controls, and HVAC, new piping and connections to the well and pump-to-waste discharge, new surge tank vault, construction of a new cul-de-sac, and miscellaneous surface improvements.

Project Update: The contract amount for design, drilling, and transmission line construction phase services associated with Well No. 18 was \$475,269.00. These costs covered site selection assistance, preparation of the preliminary evaluation report, drilling and development design, bidding, and construction management, equipping design, permitting and environmental evaluation, equipping bidding, and transmission line construction management.

The Consultant has requested a contract amendment for certain issues that arose during design of the pump station and drilling of the well. The work is broken up into two sections, work requested by Granger-Hunter and overruns by the Consultant.

GHID Requested Work	Cost
Well Drilling Zone Testing	\$22,930
Well Equipping pump-to-waste pipe modifications	\$4,000
Well Equipping surge tank, cathodic protection, sewer extension, separate pipeline bid and documents	\$23,000
Permitting: US Army Corps of Engineers and WVC Permits	\$3,000
Sub-total	\$52,930
HAL Additional Work	Cost
Well Drilling Design & Construction Services	\$22,196
DWSP Additional Inventory	\$4,800
Well Equipping Design	\$7,399
Pipeline Construction Services	\$6,200
Sub-total	\$40,595

Staff Recommendation: Consider approval of a contract amendment for design and construction phase services with Hansen, Allen & Luce for the 23L: Watts Well No. 18 Drilling & Equipping Project in the amount of \$52,930.00

CAPITAL PROJECTS APPROVAL

25G: 4100 S Waterline Replacement

Capital Project: 25G: 4100 South Pipeline Replacement
 Address: 4100 S 1500 W to 2200 W
 Project Budget: \$2,030,000
 GHID Project Manager: Zak Bedard
 Consultant: Consor North America Inc. (Conсор)

Project Description: Upsizing of the existing 10" cast iron water main from approximately 2200 W to 1500 W with new 12" PVC pipe and an additional section of existing 6" cast iron waterline that crosses 4100 S from the north to the south at the east end of the project. Project includes installation of new valves, service connections, meters and hydrants.

Project Update: The District posted a Request for Bid (RFB) on U3P (Bonfire) for solicitation and a public bid opening was held on March 10th. 6 competitive bids were received as follows:

Bidder	Bid Amount
Engineer's Estimate	\$2,302,905.00
Newman Construction	\$2,055,000.00
Condie Construction Co., LLC.	\$2,088,566.00
Beck Construction & Excavation, Inc.	\$2,331,590.00
Silver Spur Construction LLC.	\$2,390,500.00
Noland & Son Construction Co., Inc.	\$2,409,700.00
Lyndon Jones Construction, Inc.	\$3,164,443.00

The District, with the help of Consor, evaluated all of the bids and determined that Newman Construction was the lowest responsive bidder who meets the experience criteria needed to perform this project.

While the District has not worked with Newman Construction in the past, their resume of similar size and scope projects and their eagerness to start work as soon as possible, in combination with their understanding of the strict timeline we are on with this project, gives the staff confidence that they will successfully complete the project as desired.

Based on the overall bid spread, staff believes Newman Construction's bid is reasonable and recommends award of the construction contract to Newman Construction in the amount of **\$2,055,000.00**.

Additionally, staff proposes that the District amend its existing contract with Consor to provide construction management and public involvement services for this project in the amount of **\$166,220.00**.

Staff Recommendation: Consider approval of a construction contract to Newman Construction for the 25G: 4100 S Waterline Replacement Project in the amount of \$2,055,000.00..

Staff Recommendation: Consider approval of a contract amendment for construction management and public involvement services with Consor North America Inc. for the 25G: 4100 S Waterline Replacement project in the amount of \$166,220.00.

CAPITAL PROJECTS APPROVAL



38 E Scenic Pointe Dr
Suite 300
Draper, UT 84020
801.495.4240

Recommendation of Award

March 13, 2026

Zak Bedard
Engineering Project Manager
Granger-Hunter Improvement District
2888 S. 3600 W.
West Valley City, UT 84119

RE: 25G: 4100 S Waterline Replacement - Recommendation of Award to Newman Construction

Dear Mr. Bedard,

This letter provides the Engineer's recommendation of award for the subject project based on the evaluation of the bids received. The bids were publicly opened, recorded, and reviewed for completeness and responsiveness to the bidding requirements. The table below summarizes the bid results and reflects the evaluation provided by the District.

Bidder	Bid Amount	E-Verify Form	Bid Bond	Bidder Info
Engineer's Estimate	\$ 2,302,905	—	—	—
Silver Spur	\$ 2,390,500	✓	✓	✓
Beck Construction	\$ 2,331,590	✓	✓	✓
Condie Construction	\$ 2,088,566	✓	✓	✓
Lyndon Jones	\$ 3,164,443	✓	✓	✓
Newman Construction	\$ 2,055,000	✓	✓	✓
Noland and Son	\$ 2,409,700	✓	✓	✓

BID EVALUATION

Bids for the 25G: 4100 South Waterline Replacement Project (2200 W to 1300 W) were publicly opened on March 10, 2026. A total of six bids were received for the project. The Engineer's Estimate for the project was \$2,302,905.

Upon review of the submitted bids, Newman Construction submitted the lowest responsive and responsible bid in the amount of \$2,055,000, which is approximately \$247,905 (10.8%) below the Engineer's Estimate. The bid documents were reviewed for completeness and compliance with the bidding requirements, including the bid bond, E-Verify certification, and required bidder information.

Based on the review of the bid and supporting documentation, the Engineer has determined that the bid submitted by Newman Construction is responsive and that the contractor is qualified to perform the work. Newman Construction has



38 E Scenic Pointe Dr
Suite 300
Draper, UT 84020
801.495.4240

demonstrated relevant experience on similar waterline and utility construction projects and has provided the required documentation in accordance with the contract documents.

RECOMMENDATIONS












Newman Construction has met all requirements of the bidding process and is fully qualified to perform the work. It is the engineer's recommendation that GHID award the construction contract for the 4100 South Waterline Replacement Project to the apparent low bidder, Newman Construction, in the amount of \$2,055,000.00.

Respectfully,
Consor North America, Inc














Justin Brewer, PE, Principal Engineer
Phone Number 801-822-2394 | justin.brewer@consoreng.com

CAPITAL PROJECTS APPROVAL

Task Name	Address	Project Summary/Update	Assigned to	Start	Finish	% complete
8 <input type="radio"/> 23I: Anderson Water Treatment Plant	1629 W. 2320 S.	Iron/manganese removal facility for Wells No. 16 and 18		12/23/2024	7/30/2026	<div style="width: 72%;"><div style="width: 72%;"></div></div> 72%
9 <input type="radio"/> 23I: Anderson Water Treatment Plant Construction		Backwash basin manhole and laterals installed, instrumentation installation taking place	 Zak Bedard	12/23/2024	7/30/2026	<div style="width: 72%;"><div style="width: 72%;"></div></div> 72%
10 <input type="radio"/> 23L: Watts Well No. 18 Drilling and Equipping	1002 W. 2320 S.	New Watts Well No. 18		4/25/2023	8/18/2027	<div style="width: 66%;"><div style="width: 66%;"></div></div> 66%
14 <input type="radio"/> 23L: Watts Well No. 18 Equipping Bidding		Project has been posted for bidding on U3P (Bonfire)	 Jeremy Gregory	2/13/2026	3/25/2026	<div style="width: 80%;"><div style="width: 80%;"></div></div> 80%
35 <input type="radio"/> 25A: Pleasant Valley WWPS Replacement	6158 W. 2920 S.	Replace lift station		12/2/2024	3/22/2028	<div style="width: 35%;"><div style="width: 35%;"></div></div> 35%
37 <input type="radio"/> 25A: Pleasant Valley WWPS Design		The 100% Design is under review and prequalified contractors have been selected	 Jeremy Gregory	3/5/2025	3/25/2026	<div style="width: 95%;"><div style="width: 95%;"></div></div> 95%
43 <input type="radio"/> 25C: Utility Network Implementation	N/A	Update and improve GIS system		3/18/2025	5/7/2026	<div style="width: 88%;"><div style="width: 88%;"></div></div> 88%
45 <input type="radio"/> 25C: Utility Network Implementation		New GIS and Cityworks up and running, training staff	 Ian Bailey	9/29/2025	5/7/2026	<div style="width: 80%;"><div style="width: 80%;"></div></div> 80%
46 <input type="radio"/> 25D: Zone 1 Reservoir	6342 W. 4700 S.	Construct new 3 MG reservoir for Zone 1		1/1/2025	6/30/2026	<div style="width: 10%;"><div style="width: 10%;"></div></div> 10%
48 <input type="radio"/> 25D: Zone 1 Reservoir Design		Water modeling is underway. Design is on hold until water modeling is completed.	 Victor Narteh	3/24/2025	6/30/2026	<div style="width: 3%;"><div style="width: 3%;"></div></div> 3%
59 <input type="radio"/> 25G: 4100 S. Waterline Replacement Project	from 1500 W. to 2200 W.	Replace cast iron waterline and upsize		3/24/2025	10/19/2026	<div style="width: 63%;"><div style="width: 63%;"></div></div> 63%
61 <input type="radio"/> 25G: 4100 S. Waterline Replacement Bidding		Construction contract awaiting Board Approval	 	2/13/2026	3/24/2026	<div style="width: 95%;"><div style="width: 95%;"></div></div> 95%
63 <input type="radio"/> 25H: East Rec & Decker North Improvements Project	1302 W. 3100 S. & 2650 Decker Blvd.	Recoat interior of dry well, line wet well, and install exhaust fan		5/5/2025	4/23/2026	<div style="width: 71%;"><div style="width: 71%;"></div></div> 71%
66 <input type="radio"/> 25H: East Rec & Decker North Improvements Construction		Liner defect repairs at the Decker North lift station on-going, door and exhaust fan scheduled	 Zak Bedard	9/23/2025	4/23/2026	<div style="width: 54%;"><div style="width: 54%;"></div></div> 54%
67 <input type="radio"/> 25I: Cherrywood Waterline Replacement	from Wormwood to 4800 W.	GHID in-house cast iron pipe replacement		3/17/2025	5/28/2026	<div style="width: 90%;"><div style="width: 90%;"></div></div> 90%
68 <input type="radio"/> 25I: Cherrywood Waterline Replacement Construction		Cherry Blossom Circle pipe is laid and waiting on connections. Pipeline work will be completed by mid-February	 Shawn Ellis	3/17/2025	5/28/2026	<div style="width: 90%;"><div style="width: 90%;"></div></div> 90%
69 <input type="radio"/> 25J: 5400 West Waterline Replacement	from 4100 S. to 4700 S.	Replace aging cast iron pipe.		3/19/2025	12/31/2026	<div style="width: 51%;"><div style="width: 51%;"></div></div> 51%
72 <input type="radio"/> 25J: 5400 West Waterline Replacement Construction		Submittal review is in progress. Contractor is anticipated to mobilize in late March.	 Victor Narteh	1/21/2026	12/31/2026	<div style="width: 1%;"><div style="width: 1%;"></div></div> 1%
73 <input type="radio"/> 25K: Well No. 15 Generator Replacement	2359 S. Decker Lake Dr.	Replace existing generator at well site		4/22/2025	4/28/2026	<div style="width: 67%;"><div style="width: 67%;"></div></div> 67%
76 <input type="radio"/> 25K: Well No. 15 Generator Replacement Construction		Automatic Transfer Switch has been delivered and is being installed, final testing to take place after installation	 Zak Bedard	9/25/2025	4/28/2026	<div style="width: 42%;"><div style="width: 42%;"></div></div> 42%
90 <input type="radio"/> 25T: Redwood Road/ 1950 West Sewer Project	3500 S./1950 W./Redwood Rd	Install new 24-inch and 18-inch Sewer Line		11/4/2024	8/12/2026	<div style="width: 75%;"><div style="width: 75%;"></div></div> 75%

CAPITAL PROJECTS APPROVAL

92	<input type="radio"/>	25T: Redwood Road/ 1950 West Sewer Construction		Crews are installing sewer line along 3800 S.	 Jeremy Gregory	4/17/2025	8/12/2026	<div style="width: 66%;"><div style="width: 66%;"></div></div>	66%
104	<input type="radio"/>	▼ 26A: Scottsdale Subdivision Waterline Replacement	3863 W 3200 S	In-house waterline replacement project				<div style="width: 40%;"><div style="width: 40%;"></div></div>	40%
107	<input type="radio"/>	26A: Scottsdale Subdivision Waterline Replacement Design		In-house design	 	1/1/2026	4/30/2026	<div style="width: 40%;"><div style="width: 40%;"></div></div>	40%
109	<input type="radio"/>	▼ 26B: SCADA Upgrades Phase 2	Various Locations	Hardware and software updates				<div style="width: 10%;"><div style="width: 10%;"></div></div>	10%
110	<input type="radio"/>	26B: SCADA Upgrades 2026 Project		Full radio retirement, PLC replacement, fiber expansion, and access point build-out to be completed by year end.	 Drew Ovard	1/1/2026	12/31/2026	<div style="width: 10%;"><div style="width: 10%;"></div></div>	10%
115	<input type="radio"/>	▼ 26D: Manhole Rehabilitation Project	Various Locations	Epoxy Lining Rehabilitation				<div style="width: 5%;"><div style="width: 5%;"></div></div>	5%
116	<input type="radio"/>	26D: Manhole Rehabilitation Project Design		In-house design in progress.	 	1/1/2026	4/30/2026	<div style="width: 12%;"><div style="width: 12%;"></div></div>	12%
119	<input type="radio"/>	▼ 26E: West Valley Cost Share Projects	Various Locations					<div style="width: 10%;"><div style="width: 10%;"></div></div>	10%
120	<input type="radio"/>	26E: West Valley Cost Share Projects Construction		WVC Overlay, Hydrant and meter relocates, etc.	 Aaron Perry	1/1/2026	12/31/2026	<div style="width: 10%;"><div style="width: 10%;"></div></div>	10%
121	<input type="radio"/>	▼ Small Projects						<div style="width: 32%;"><div style="width: 32%;"></div></div>	32%
122	<input type="radio"/>	Brighton Canal Easement (25X)	1300 W. 3100 S.	Currently seeking recommendations from legal counsel.	 	4/15/2025	4/30/2026	<div style="width: 73%;"><div style="width: 73%;"></div></div>	73%
123	<input type="radio"/>	Infiltration & Inflow Study	District-wide	Met with Bowen, Collins and Associates to discuss potential study of I&I	 	1/1/2026	12/31/2026	<div style="width: 20%;"><div style="width: 20%;"></div></div>	20%

PROJECT PHOTOS




Anderson WTP Process Meters,
Control Panels, Backwash Basin
Excavation, and Curb and Gutter
Installation



PROJECT PHOTOS



25M Acord Valve & Actuator
Replacements



25T 3800 South Sewer
Installation

PROJECT PHOTOS



25K Well No. 15 Generator and
ATS

INFRASTRUCTURE FUNDING UPDATE

Funding Opportunity	Funding Agency	Cost Match	Timeline	Projects	Status
American Rescue Plan Act (ARPA) - \$1.4B to Utah	Drinking Water SRF	Up to 49% Grant Opportunity	Complete	Redwood Road Waterline Replacement, Ridgeland Pump Station Replacement	Received \$13.8 M - \$2.8M in principal forgiveness and \$11M at 0.5%
Infrastructure and Investment Jobs Act	Drinking Water SRF	Up to 49% Grant Opportunity	Complete	Redwood Road Waterline Replacement, Ridgeland Pump Station Replacement	
WaterSMART Drought Response Program	Bureau of Reclamation	Up to \$5M in grants per project	Complete	Anderson TWP & Well No. 18 Drilling/Construction	Received \$5M Grant
Bipartisan Infrastructure Law (BIL) for Lead Service Line Inventory - \$28M per Year for 5 Years	Utah Division of Drinking Water	Up to \$100,000 per year up to 5 years	Complete	Lead Service Line Inventory (Contractor)	Received \$100,000 with 100% principal forgiveness
Emerging Contaminants Funding (Manganese Removal)	Utah Division of Drinking Water	Requesting ~ \$2.5M	Complete	Anderson Water Treatment Plant (Wells No. 16 & 18)	Awarded \$2.5M Grant for Anderson WTP
WaterSMART Planning and Project Design	Bureau of Reclamation	Up to \$400,000 in grants per project	Complete	For 60% design for projects to be submitted for WaterSMART Drought Response Grant. Zone 1 Reservoir.	Awarded \$167,500
Infrastructure and Investment Jobs Act (IIJA) - Community Project Funding	U.S. House of Representatives	Proposing 75/25 Split	2027	5400 West Pipeline -> 3600 West Pipeline	Awarded \$1M
2026 Community Project Funding	U.S. House of Representatives	Proposing 70/30 Split, \$1,000,000	March 2026	4800 West Pipelines from 3100 South to 3500 South	Applied
WaterSMART Drought Response Program	Bureau of Reclamation	\$13M available nationally.	May 2026	Zone 1 Reservoir	Not applying this year
Clean Water State Revolving Fund (CWSRF)	Water Quality Board	Low-interest Loans	TBD	Pleasant Valley Replacement	TBD
DNR Division of Water Resources	Board of Water Resources	Used to cover match for WaterSMART	Apply by September 30.	Anderson Water Treatment Plant, Zone 1 Reservoir, Future Well No. 18, Well No. 1 Replacement	TBD
WEEG (Water and Energy Efficiency Grant)	Bureau of Reclamation	50% or less, up to \$500,000 over 2 years	TBD	Supplement meter purchases to replace obsolete small and large meters.	TBD
TOTAL GRANTS					\$11,567,500

CAPITAL PROJECTS MAP

Capital Projects

Capital Projects - Current

CIP Status

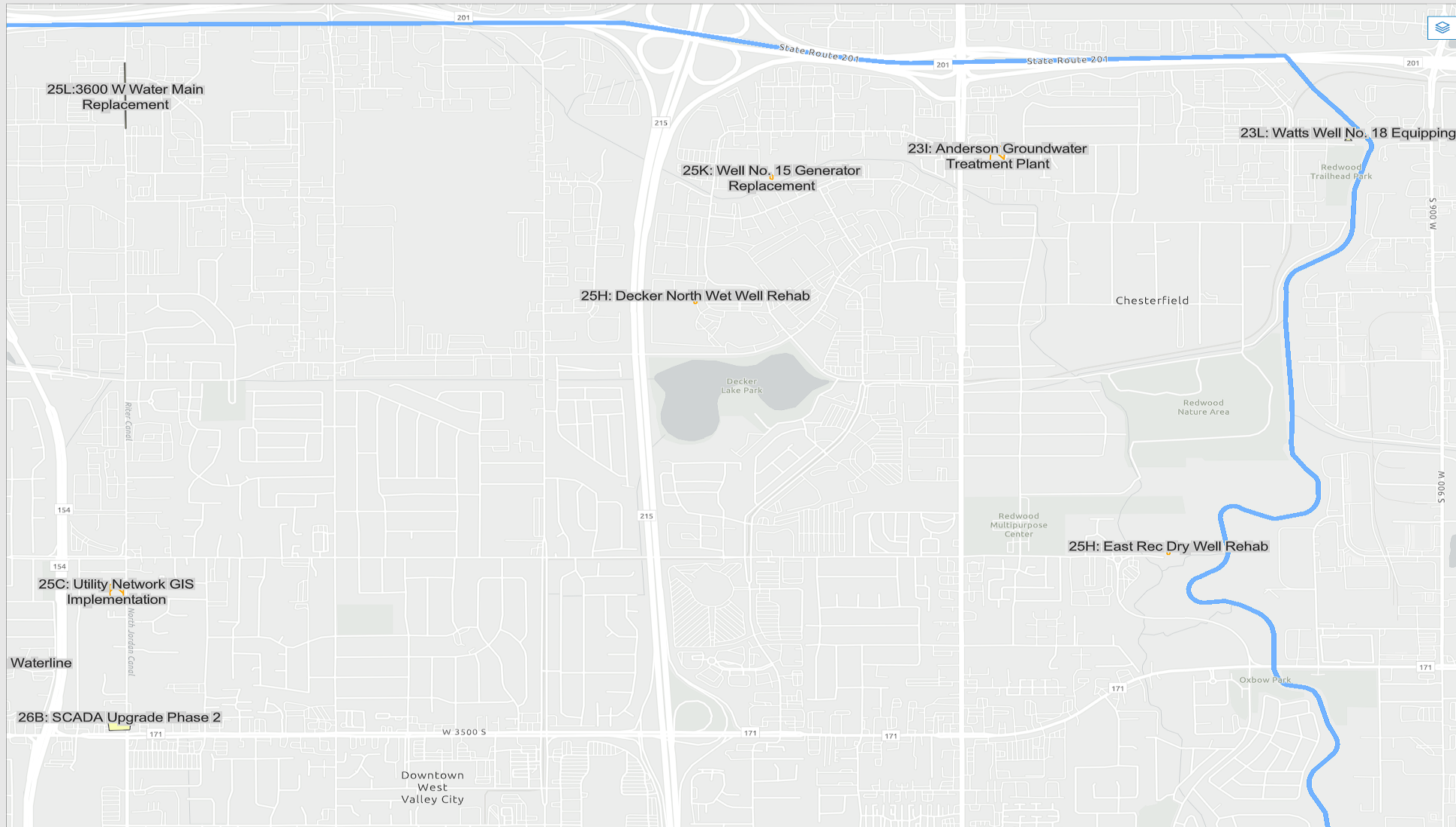
- Under Design
- Constructed
- Designed
- Finished
- Planning
- Under Construction
- others

Boundary

GHID Boundary



Projects
ALL



- 23I: Anderson Groundwater Treatment Plant
- 23L: Watts Well No. 18 Equipping
- 25A: Pleasant Valley WWPS
- 25C: Utility Network GIS Implementation
- 25D: Zone 1 Reservoir
- 25G: 4100 S Waterline Replacement
- 25H: Decker North Wet Well Rehab
- 25H: East Rec Dry Well Rehab
- 25I: Cherrywood Waterline Replacement
- 25J: 5400 West Waterline Replacement
- 25K: Well No. 15 Generator Replacement
- 25L: 3600 W Water Main Replacement
- 26A: Scottsdale Subdivision Waterline Replacement
- 26B: SCADA Upgrade Phase 2
- 26C: Fire Hydrant Replacement Project
- 26D: Manhole Rehabilitation Project
- 26E: WVC Cost Share Projects

CAPITAL PROJECTS MAP

Capital Projects

Capital Projects - Current

CIP Status

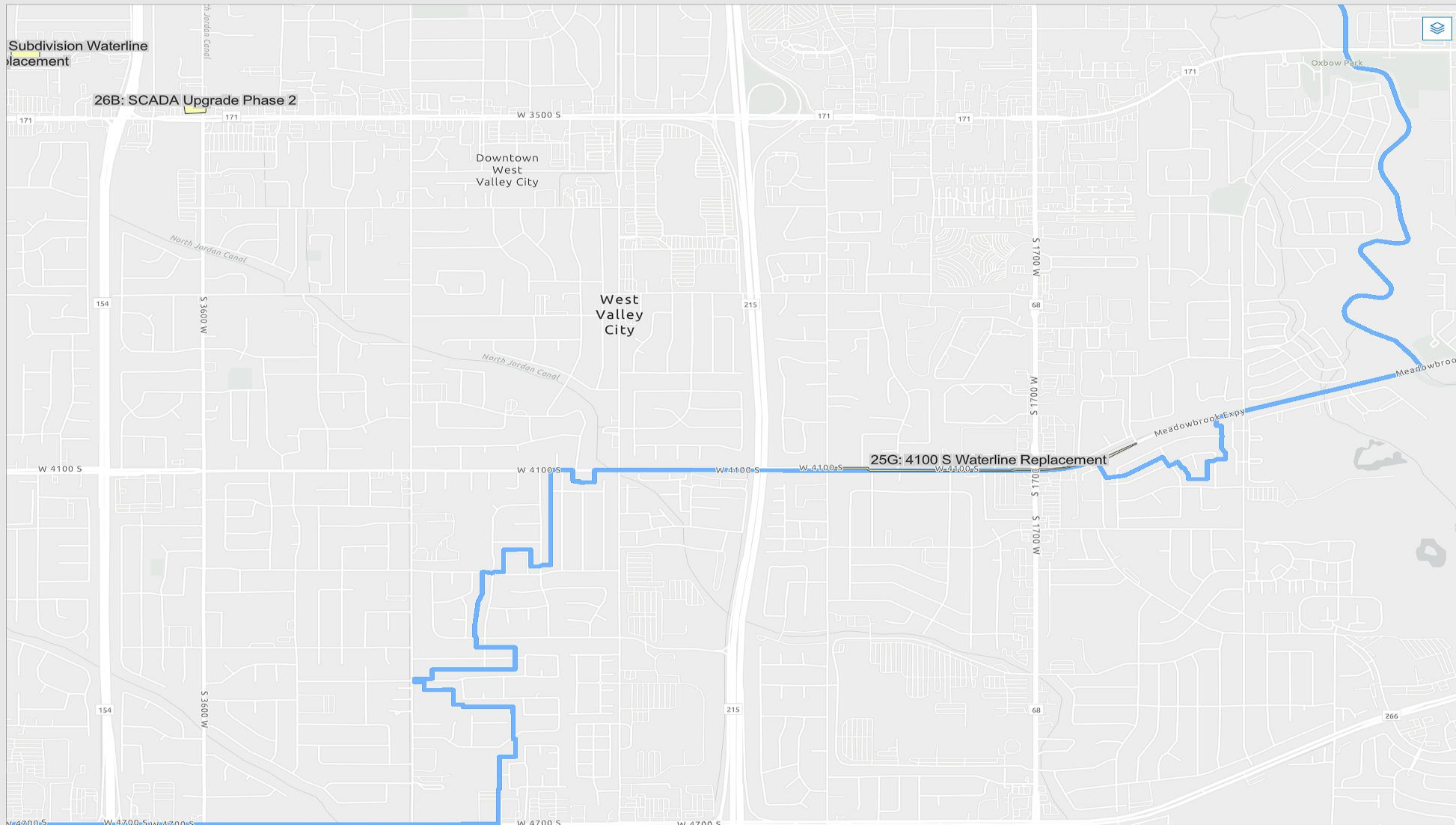
-  Under Design
-  Constructed
-  Designed
-  Finished
-  Planning
-  Under Construction
-  others

Boundary

GHID Boundary



Projects
ALL



CAPITAL PROJECTS MAP

Capital Projects

Projects
ALL

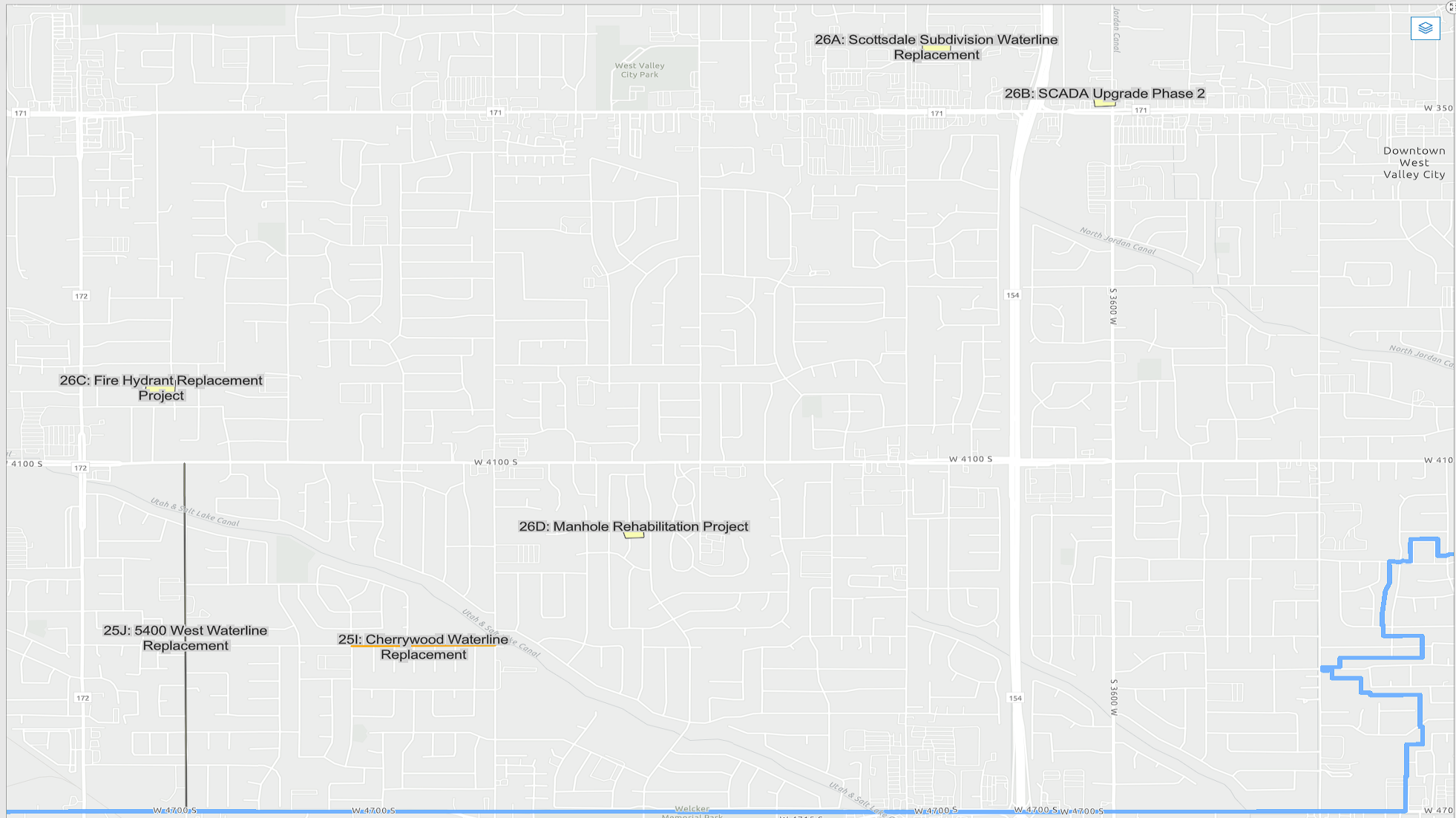
Capital Projects - Current

CIP Status

- Under Design
- Constructed
- Designed
- Finished
- Planning
- Under Construction
- others

Boundary

GHID Boundary



- 23I: Anderson Groundwater Treatment Plant
- 23L: Watts Well No. 18 Equipping
- 25A: Pleasant Valley WWPS
- 25C: Utility Network GIS Implementation
- 25D: Zone 1 Reservoir
- 25G: 4100 S Waterline Replacement
- 25H: Decker North Wet Well Rehab
- 25H: East Rec Dry Well Rehab
- 25I: Cherrywood Waterline Replacement
- 25J: 5400 West Waterline Replacement
- 25K: Well No. 15 Generator Replacement
- 25L: 3600 W Water Main Replacement
- 26A: Scottsdale Subdivision Waterline Replacement
- 26B: SCADA Upgrade Phase 2
- 26C: Fire Hydrant Replacement Project
- 26D: Manhole Rehabilitation Project
- 26E: WVC Cost Share Projects

CAPITAL PROJECTS MAP

Capital Projects

Capital Projects - Current

CIP Status

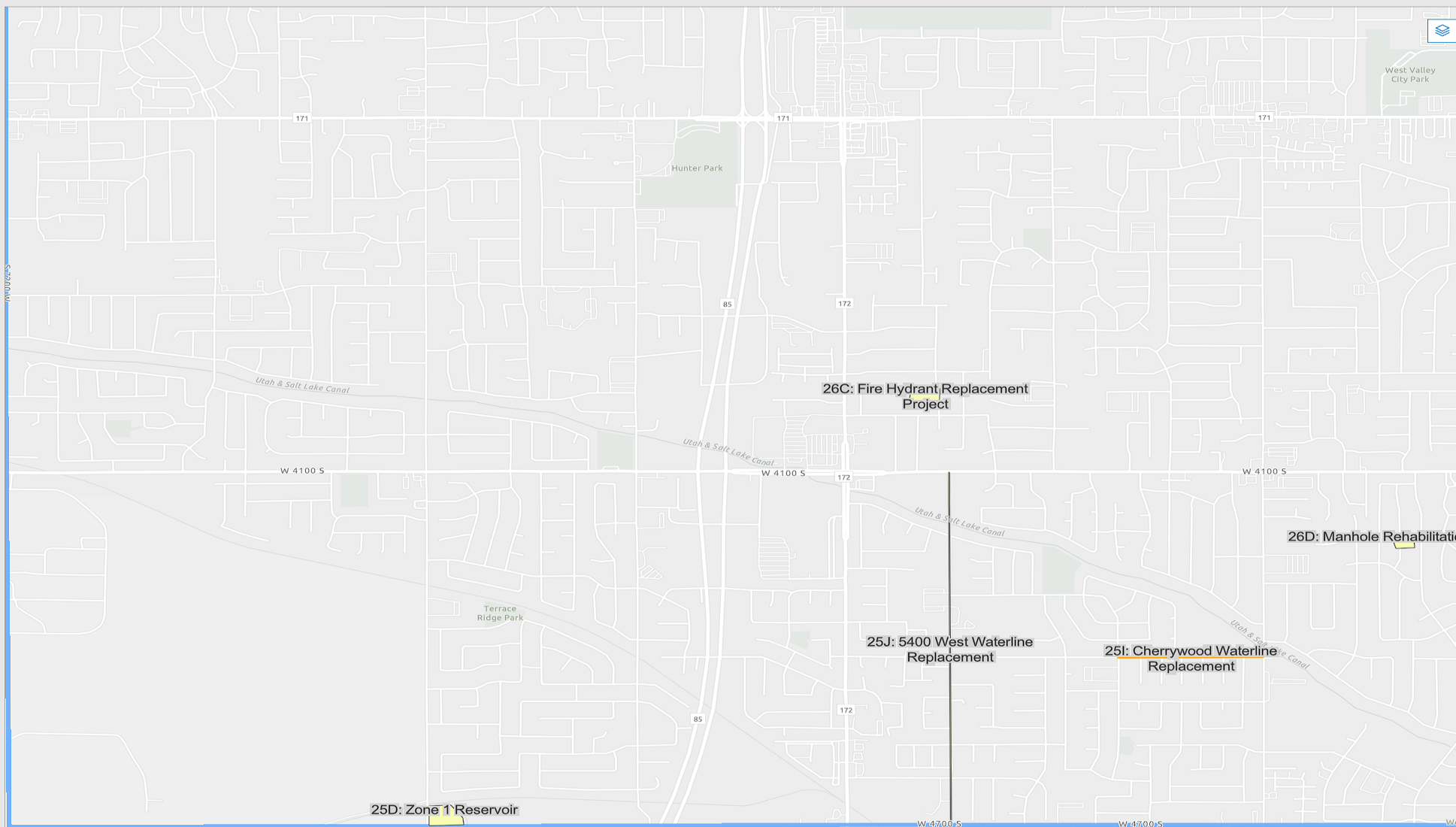
- Under Design
- Constructed
- Designed
- Finished
- Planning
- Under Construction
- others

Boundary

GHID Boundary



Projects
ALL



- 23I: Anderson Groundwater Treatment Plant
- 23L: Watts Well No. 18 Equipping
- 25A: Pleasant Valley WWPS
- 25C: Utility Network GIS Implementation
- 25D: Zone 1 Reservoir
- 25G: 4100 S Waterline Replacement
- 25H: Decker North Wet Well Rehab
- 25H: East Rec Dry Well Rehab
- 25I: Cherrywood Waterline Replacement
- 25J: 5400 West Waterline Replacement
- 25K: Well No. 15 Generator Replacement
- 25L: 3600 W Water Main Replacement
- 26A: Scottsdale Subdivision Waterline Replacement
- 26B: SCADA Upgrade Phase 2
- 26C: Fire Hydrant Replacement Project
- 26D: Manhole Rehabilitation Project
- 26E: WVC Cost Share Projects

CAPITAL PROJECTS MAP

Capital Projects

Capital Projects - Current

CIP Status

- Under Design
- Constructed
- Designed
- Finished
- Planning
- Under Construction
- others

Boundary

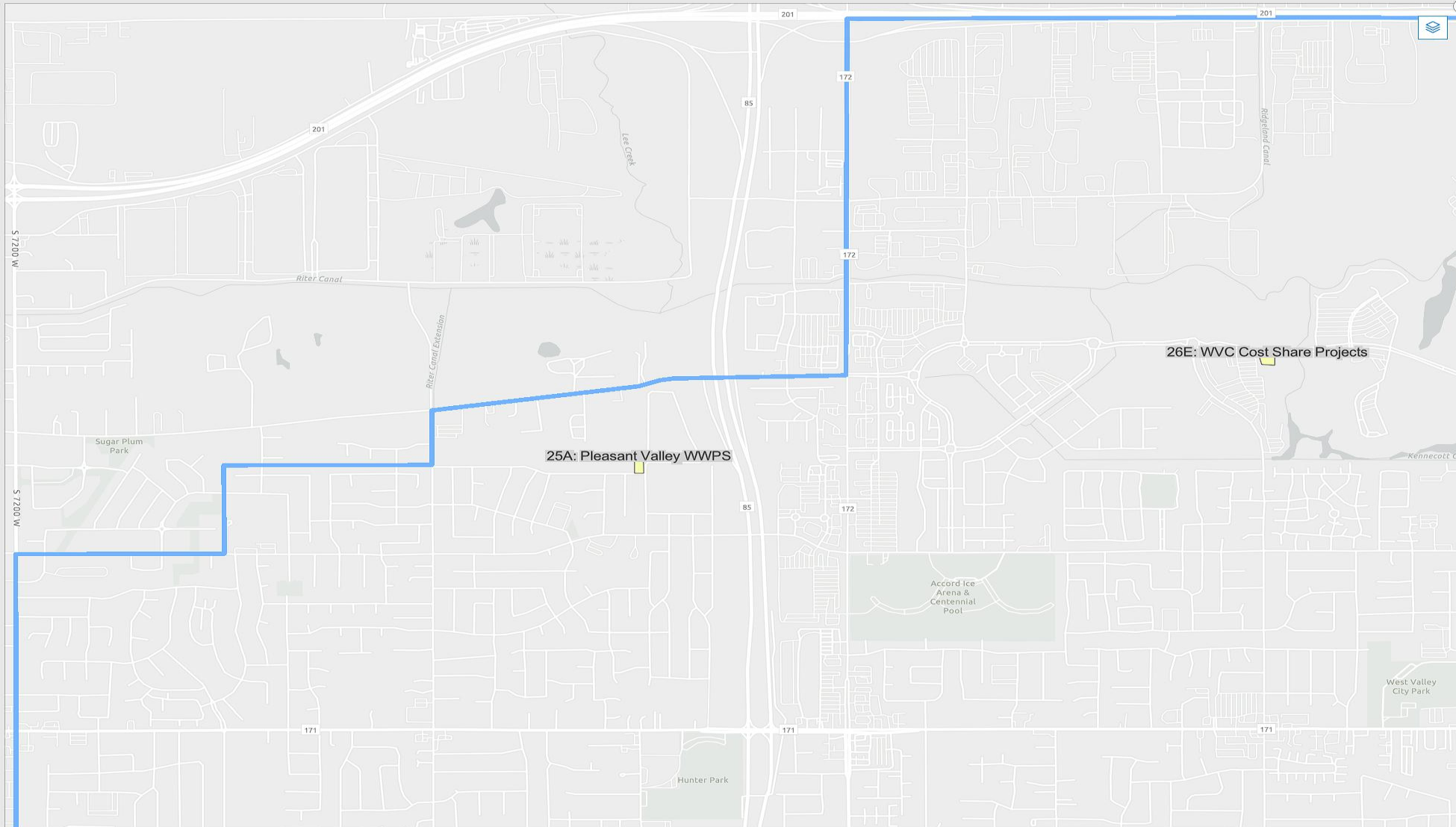
GHID Boundary



Projects

ALL

- 23I: Anderson Groundwater Treatment Plant
- 23L: Watts Well No. 18 Equipping
- 25A: Pleasant Valley WWPS
- 25C: Utility Network GIS Implementation
- 25D: Zone 1 Reservoir
- 25G: 4100 S Waterline Replacement
- 25H: Decker North Wet Well Rehab
- 25H: East Rec Dry Well Rehab
- 25I: Cherrywood Waterline Replacement
- 25J: 5400 West Waterline Replacement
- 25K: Well No. 15 Generator Replacement
- 25L: 3600 W Water Main Replacement
- 26A: Scottsdale Subdivision Waterline Replacement
- 26B: SCADA Upgrade Phase 2
- 26C: Fire Hydrant Replacement Project
- 26D: Manhole Rehabilitation Project
- 26E: WVC Cost Share Projects



CAPITAL PROJECTS MAP

Capital Projects

Capital Projects - Current

CIP Status

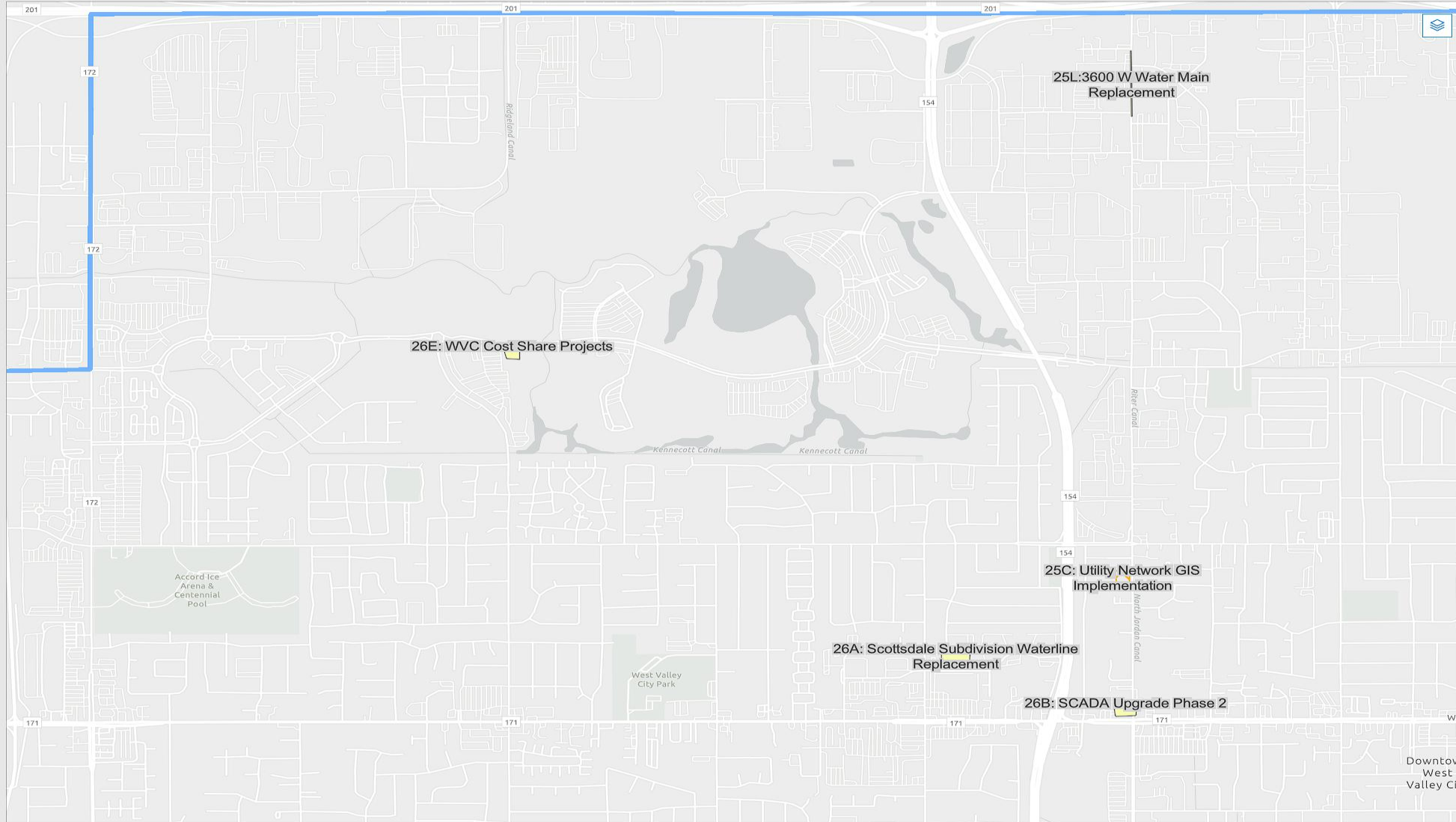
- Under Design
- Constructed
- Designed
- Finished
- Planning
- Under Construction
- others

Boundary

GHID Boundary



Projects
ALL



- 23I: Anderson Groundwater Treatment Plant
- 23L: Watts Well No. 18 Equipping
- 25A: Pleasant Valley WWPS
- 25C: Utility Network GIS Implementation
- 25D: Zone 1 Reservoir
- 25G: 4100 S Waterline Replacement
- 25H: Decker North Wet Well Rehab
- 25H: East Rec Dry Well Rehab
- 25I: Cherrywood Waterline Replacement
- 25J: 5400 West Waterline Replacement
- 25K: Well No. 15 Generator Replacement
- 25L: 3600 W Water Main Replacement
- 26A: Scottsdale Subdivision Waterline Replacement
- 26B: SCADA Upgrade Phase 2
- 26C: Fire Hydrant Replacement Project
- 26D: Manhole Rehabilitation Project
- 26E: WVC Cost Share Projects

Summary

Project Summary

Project Number	Project Name	Encumbrances	Total Budget	Date Range Budget	Beginning Balance	Total Activity	Ending Balance	Budget Remaining
20A	REDWOOD ROAD SEWERLINE PROJECT	4,116.43	1,249,425.11	0.00	1,249,425.11	5,108.35	1,254,533.46	-9,224.78
20I	REDWOOD ROAD WATERLINE PROJECT	0.00	11,014,957.10	0.00	11,014,957.10	798.15	11,015,755.25	-798.15
21F	SCADA MASTER PLAN	0.00	806,889.32	0.00	806,889.32	0.00	806,889.32	0.00
23D	ACORD RESERVOIR REPAIR & RECOAT...	3,010.10	1,222,176.02	0.00	1,222,176.02	0.00	1,222,176.02	-3,010.10
23I	ANDERSON WTP	4,272,066.23	14,612,815.04	6,810,000.00	7,802,815.04	1,222,260.11	9,025,075.15	1,315,673.66
23L	WATTS WELL NO. 18 DRILLING & EQU...	94,248.00	5,595,194.55	1,870,000.00	3,712,923.12	0.00	3,712,923.12	1,788,023.43
23V	DECKER MAIN EMERGENCY REPAIRS	0.00	419,928.59	0.00	413,941.43	0.00	413,941.43	5,987.16
24N	WELL NO. 16 REDEVELOPMENT	0.00	10,036.25	0.00	10,036.25	0.00	10,036.25	0.00
25A	PLEASANT VALLEY WWPS REPLACEM...	86,825.28	2,087,148.97	1,720,000.00	367,148.97	89,259.75	456,408.72	1,543,914.97
25AA	ZONE 5 4700 SOUTH WATERLINE	187,826.00	187,000.00	187,000.00	0.00	0.00	0.00	-826.00
25C	UTILITY NETWORK GIS IMPLEMENTAT...	72,421.20	203,759.96	100,000.00	103,759.96	22,343.94	126,103.90	5,234.86
25D	ZONE 1 RESERVOIR	325,377.75	2,331,389.60	315,000.00	2,016,389.60	3,754.50	2,020,144.10	-14,132.25
25E	SEWER REHABILITATION PROJECT	0.00	933,482.00	0.00	933,482.00	0.00	933,482.00	0.00
25G	4100 S WATERLINE REPLACEMENT PR...	0.00	2,367,047.50	2,241,220.00	111,231.75	0.00	111,231.75	2,255,815.75
25H	EAST REC & DECKER NORTH IMPROV...	147,645.83	236,281.25	125,000.00	111,281.25	118,285.92	229,567.17	-140,931.75
25J	5400 WEST WATERLINE REPLACEMENT	178,636.25	2,432,000.00	2,344,000.00	88,000.00	0.00	88,000.00	2,165,363.75
25K	WELL 15 GENERATOR REPLACEMENT	39,695.53	312,004.27	75,000.00	242,980.47	516.00	243,496.47	28,812.27
25L	3600 W WATERLINE REPLACEMENT	0.00	65,261.00	0.00	65,261.00	0.00	65,261.00	0.00
25M	ACORD RESERVOIR VALVE REPLACEM...	28,921.27	64,349.68	29,000.00	35,349.68	0.00	35,349.68	78.73
25N	2025 LIFT STATION PUMP REPLACME...	105,392.00	68,482.00	0.00	68,482.00	0.00	68,482.00	-105,392.00
25S	2025 LARGE METER VAULT REPLACE...	0.00	359,359.58	0.00	359,359.58	0.00	359,359.58	0.00
25T	REDWOOD RD/ 1950 W SEWER REPL...	1,220,330.20	3,723,277.09	1,525,000.00	2,188,674.01	0.00	2,188,674.01	314,272.88
25U	25U: WEST VALLEY CITY COST SHARE ...	-25,000.01	362,078.49	0.00	362,078.49	0.00	362,078.49	25,000.01
25V	HEADQUARTERS BUILDING REHAB PR...	0.00	156,821.08	40,000.00	116,821.08	350.00	117,171.08	39,650.00
25WELL 8 REHAB	WELL 8 MOTOR REPLACEMENT & PU...	0.00	91,077.00	0.00	91,077.00	0.00	91,077.00	0.00
25X	PLANT CANAL EASEMENT PURCHASE	5,433.28	107,766.72	100,000.00	7,766.72	0.00	7,766.72	94,566.72
26A	SCOTTSDALE WATER MAIN REPLACE...	451,891.34	1,334,780.00	1,334,780.00	0.00	148,537.66	148,537.66	734,351.00
26ANDREACHLOR	ANDREA BOOSTER STATION CHLORIN...	0.00	20,000.00	20,000.00	0.00	0.00	0.00	20,000.00
26B	SCADA UPGRADES PHASE 2	130,551.39	150,000.00	150,000.00	0.00	19,448.61	19,448.61	0.00
26BLDGS	26 BUILDING LIGHTING & EV UPGRAD...	0.00	73,500.00	73,500.00	0.00	0.00	0.00	73,500.00
26CHANNEL	26 CHANNEL GRINDERS	0.00	115,000.00	115,000.00	0.00	0.00	0.00	115,000.00
26CUSTPORTAGG	2026 CUSTOMER PORTAL AGGREGAT...	0.00	101,500.00	50,000.00	0.00	0.00	0.00	101,500.00
26DECKERNORTH	26 DECKER NORTH UPGRADES	0.00	50,000.00	50,000.00	0.00	0.00	0.00	50,000.00
26DECKERSLUICE	26 DECKER SLUICE GATE REPAIRS AND...	0.00	65,000.00	65,000.00	0.00	0.00	0.00	65,000.00
26FIREHYDR	26 FIRE HYDRANTS - CONTRACTOR	0.00	81,000.00	81,000.00	0.00	0.00	0.00	81,000.00
26INHOUSEFIREHYDR	26 FIRE HYDRANTS - IN HOUSE	0.00	250,000.00	250,000.00	0.00	0.00	0.00	250,000.00
26LRGMTRVAULT	26 LARGE METER VAULT REPLUMBS	0.00	120,000.00	120,000.00	0.00	0.00	0.00	120,000.00
26SWRMANHOLE	26 SEWER MANHOLE REHAB PROJECT	0.00	150,000.00	150,000.00	0.00	0.00	0.00	150,000.00
26WARNERVALVE	26 WARNER VALVE, PUMP, WET WELL...	0.00	40,000.00	40,000.00	0.00	0.00	0.00	40,000.00
26WELLROOF	WELL NO. 1 ROOF REPLACEMENT	0.00	20,000.00	20,000.00	0.00	0.00	0.00	20,000.00

Summary

Project Summary

Project Number	Project Name	Encumbrances	Total Budget	Date Range Budget	Beginning Balance	Total Activity	Ending Balance	Budget Remaining
26WVC	2026 WEST VALLEY CITY COST SHARI...	0.00	300,000.00	300,000.00	0.00	0.00	0.00	300,000.00
Report Total:		7,329,388.07	53,890,788.17	20,300,500.00	33,502,306.95	1,630,662.99	35,132,969.94	11,428,430.16

Group Summary

Group	Encumbrances	Total Budget	Date Range Budget	Beginning Balance	Total Activity	Ending Balance	Budget Remaining
CAP EX	7,329,388.07	53,890,788.17	20,300,500.00	33,502,306.95	1,630,662.99	35,132,969.94	11,428,430.16
Report Total:	7,329,388.07	53,890,788.17	20,300,500.00	33,502,306.95	1,630,662.99	35,132,969.94	11,428,430.16

Type Summary

Group	Encumbrances	Total Budget	Date Range Budget	Beginning Balance	Total Activity	Ending Balance	Budget Remaining
FACILITIES	208,405.87	1,600,237.08	513,500.00	1,035,237.08	42,142.55	1,077,379.63	314,451.58
WASTEWATER	1,564,309.74	9,138,025.01	3,790,000.00	5,332,434.77	212,654.02	5,545,088.79	2,028,626.48
WATER	5,556,672.46	43,152,526.08	15,997,000.00	27,134,635.10	1,375,866.42	28,510,501.52	9,085,352.10
Report Total:	7,329,388.07	53,890,788.17	20,300,500.00	33,502,306.95	1,630,662.99	35,132,969.94	11,428,430.16



GRANGER-HUNTER
IMPROVEMENT DISTRICT

ENGINEERING REPORT

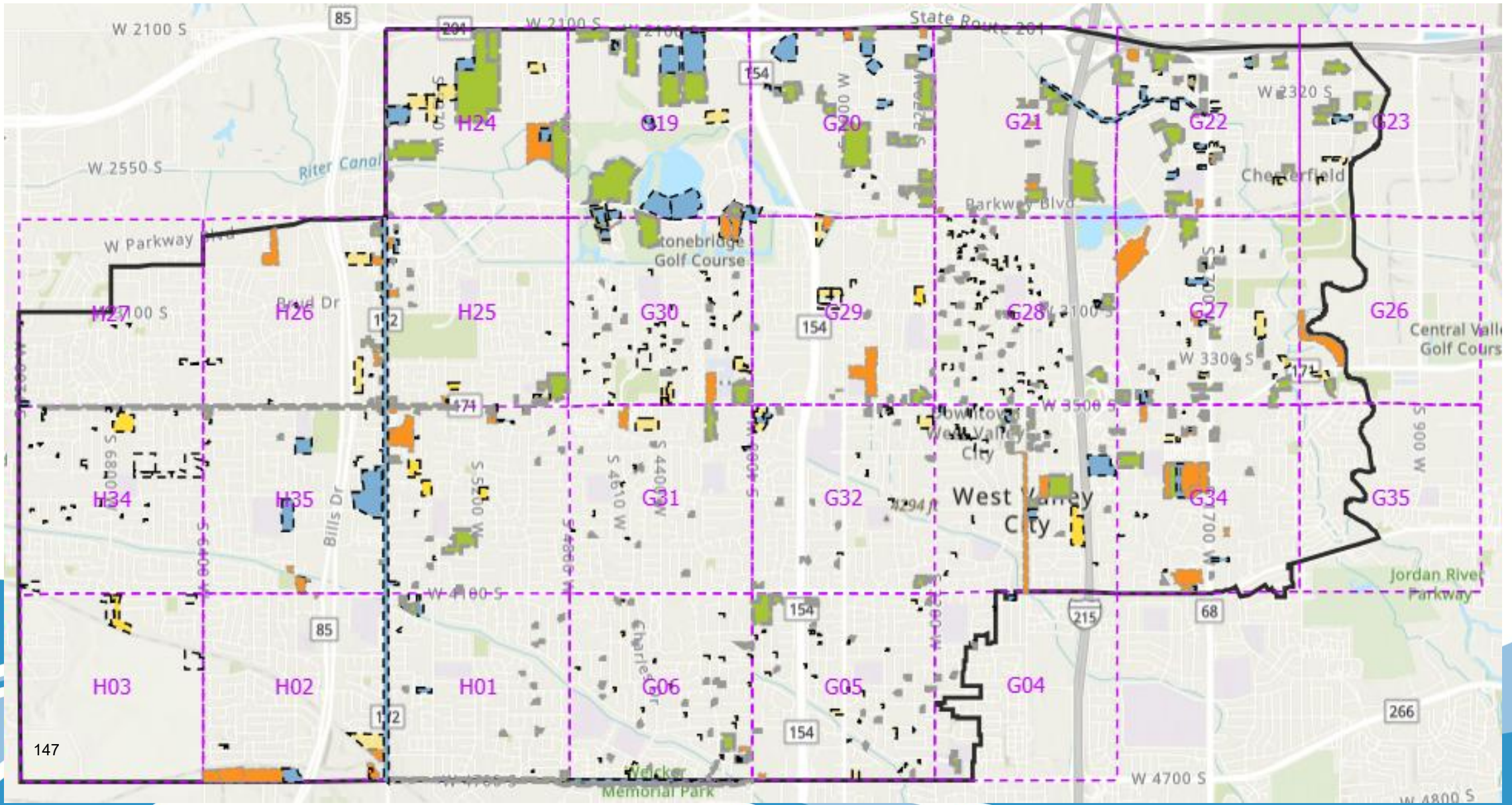
March 2026 Board Meeting

PLAN REVIEW UPDATE

	PROJECT NAME	NOTES	ADDRESS	TYPE	STATUS
1	UTA Bus Stops	Adding bus stops	5600 W (from 2700 S to 4700 S)	Other	Resubmittal Required
2	Mana Academy	Adding restroom	2355 S Technology Dr	School	Resubmittal Required
3	Sego Therapeutics	Laboratory	2778 S Leadership Ct	Tenant Improvement	Resubmittal Required
4	Commissary Kitchen	Food Truck	1802 Alexander St	Tenant Improvement	Final Approval
5	Discover Card North	Adding a building	2500 S Lake Park Blvd	Commercial	Final Approval
6	Ensign Middle School Remodel		2691 Decker Lake Ln	Tenant Improvement	Resubmittal Required
7	H2O East Townhomes	49 units	2996 Redwood Rd	Residential	Resubmittal Required
8	Right Side Up RV		6028 W 4700 S	Commercial	Final Approval
9	Costco Fleet Restroom WVC WH622		3747 S 2700 W	Tenant Improvement	Resubmittal Required
10	Savage Fish Poke		3513 Constitution Blvd Suite 300	Tenant Improvement	Resubmittal Required
11	Marzano Pizza Co		2196 W 3500 S	Tenant Improvement	Resubmittal Required
12	Warming Kitchen	Daycare	1228 W 2240 S Suite A	Tenant Improvement	Final Approval
13	University of Utah Health WV Health Center	Core & Shell only	3784 S 5600 W	Commercial	Final Approval
14	Pattys Massage Parlor		1616 W 3500 S	Tenant Improvement	Resubmittal Required
15	145 Vilex	Medical	2738 W 2340 S Suite D-F	Tenant Improvement	Final Approval



PLAN REVIEW UPDATE










PLAN REVIEW UPDATE

Legend



Plan Review

-  Plans Approved
-  Under Construction
-  Under Review
-  Plans Finaled
-  Construction Complete
-  Subdivision Lots
-  others

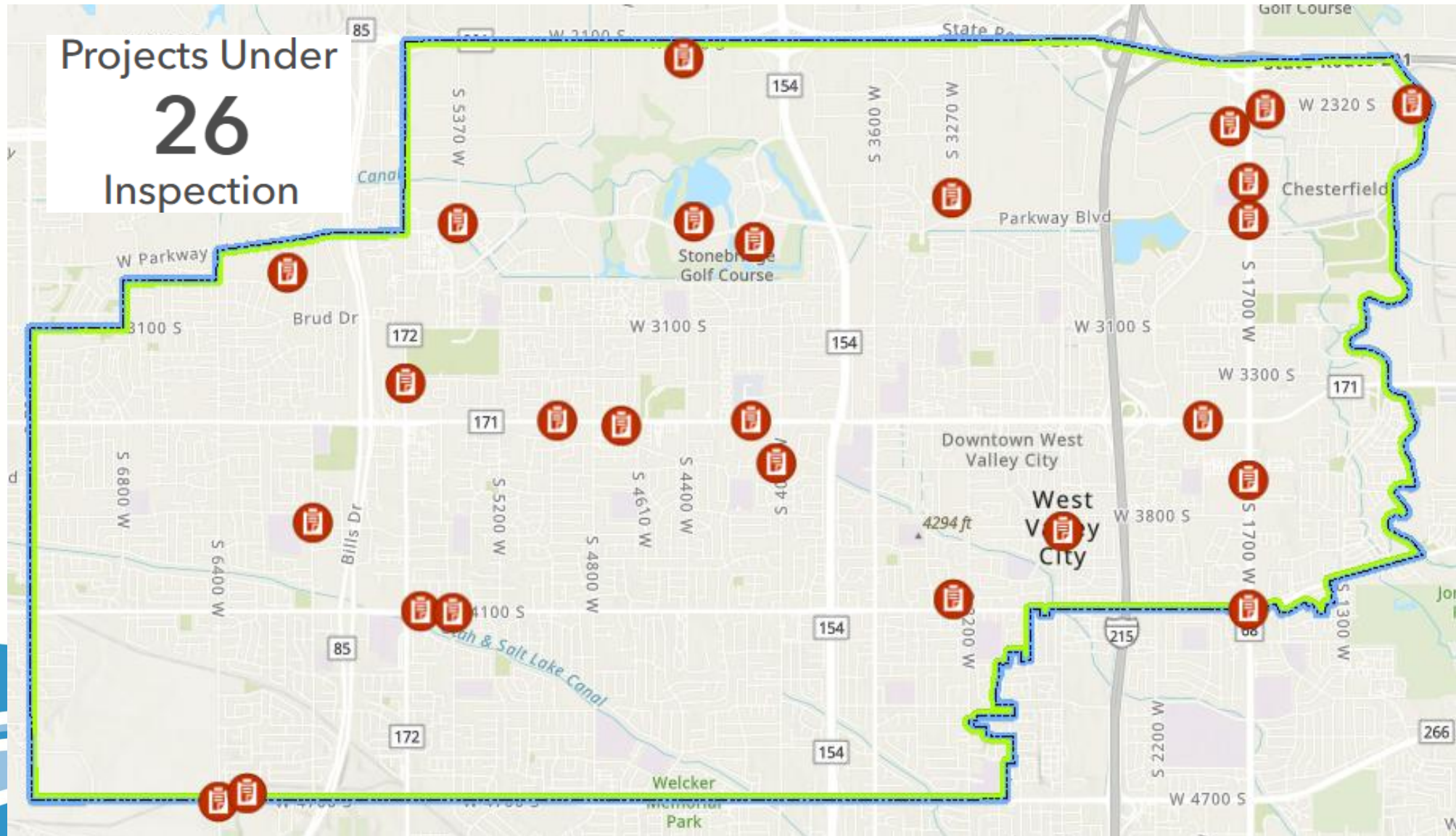
Section_Zones - GHID Sections



Section_Zones - Boundary



INSPECTIONS UPDATE



Projects Under 26 Inspection

- 📄 201 Commerce Center Buildings 4387 W South Frontage Rd
- 📄 Wilkins Hollow Subdivision 3850 S 6000 W
- 📄 Esperanza Elementary School Addition 4956 W 3500 S
- 📄 Les Schwab 3831 S CONSTITUTION BLVD
- 📄 Master Autotech 4128 W 3500 S
- 📄 Mann Way Subdivision 3650 S 4000 W
- 📄 Commissary Kitchen 1802 W Alexander St
- 📄 25J: 5400 West Waterline Replacement Project 5400 W 4100 S

- 📄 20I 3100 S - 4100 S Redwood Rd Water Project
- 📄 Lake Park Lot 1A (Nusano Radioisotope) 4129 W Lake Park Blvd
- 📄 Heather Villas Subdivision 6087 W Parkway Blvd
- 📄 Webster Industrial Park 2726 S Redwood Rd
- 📄 Anderson WTP 1629 W 2320 S
- 📄 25T Redwood Rd-1950 W Sewer Project 1950 W 3500 S
- 📄 LivSmart Studios 3302 S 5600 W
- 📄 MIT R&D Park Buildings 1&2 4334 W Lake Park Blvd
- 📄 Solari Phase 1, 2, 3, 4 & 5 Subdivision 3688 S Redwood Rd
- 📄 4700 Industrial 4700 S 6400 W
- 📄 Sunbelt Rentals Wash Bay 2595 S 3270 W
- 📄 23L Watts Well 18 Waterline 1002 W 2320 S
- 📄 Salvador Ruiz 4669 W 3500 S
- 📄 Skyline Electric 6272 W 4700 S
- 📄 Treasure Circle 3280 W 4060 S
- 📄 AIS Residential Facility 2574 S Redwood Rd
- 📄 Mountain America Credit Union 5541 W 4100 S
- 📄 IHC WVC Clinic Expansion 5373 W Lake Park Blvd



1,500-gallon grease interceptor and sample manhole

201 COMMERCE – 4387 W SOUTH FRONTAGE RD



10"x8" tee with valves wrapped with wax tape and poly-ply wrap



Cross with valves & thrust blocks

MOUNTAIN AMERICA CREDIT UNION– 5541 W 4100 S



1.5" water meter setter



10"x1.5" saddle on DI water main

Ricky Necaise

From: Forms Response Receipts <forms-receipts-noreply@google.com>
Sent: Thursday, February 26, 2026 9:49 AM
To: Ricky Necaise
Subject: Thanks for filling out this form: Full MWPP Survey - 2026

Follow Up Flag: Follow up
Flag Status: Flagged

Google Forms

Thanks for filling out this form: [Full MWPP Survey - 2026](#)

You're receiving this email because you filled out the following form using your email address. **This form is owned by State of Utah.** Make sure you recognize and trust this form before copying or clicking on any links. If it looks suspicious, [report it](#).

Here's what was received.

Full MWPP Survey - 2026

Municipal Wastewater Planning Program survey for the year 2025.

Email *

r.necaise@ghid.gov

Section I: General Information

Note: This questionnaire has been compiled for your benefit to assist you in evaluating the technical and financial needs of your wastewater systems. If you received financial assistance from the Water Quality Board, annual submittal of this report is a condition of the assistance. Please answer questions as accurately as possible to give you the best evaluation of your facility. If you need assistance please send an email to wqinfodata@utah.gov and we will contact you as soon as possible. You may also visit our [Frequently Asked Questions](#) page

What is the name of the Facility? *

Granger-Hunter Improvement District

What is the Name of the person responsible for this organization?

*

Jason Helm

What is the Title of the person responsible for this organization? *

General Manager

What is the Email Address for the person responsible for this organization? *

j.helm@ghid.gov

What is the Phone number for the person responsible for this organization? *

801-968-3551

Please identify the Facility Location? *

Please provide either Longitude and Latitude, address, or a written description of the location (with area or point).

2888 South 3600 West West Valley City, Utah 84119

Are you a federal facility?

A federal facility is a military base, a national park, or a facility associated with a federal government organization (e.g., BLM, Forest Service, etc.)

Yes

No

As you begin this survey you must keep in mind which part of the wastewater system that you represent, unless you represent it all (e.g., collections, treatment, or both). If you only represent the collection system please respond to each question thinking only of collection system data as you proceed through this survey. The same goes for treatment and both. If you get a question that does not apply to the part of the system which you represent then leave it unanswered. However, please try to answer as many questions as you possibly can.

This section is completed by:

Austin Ballard

Are sewer revenues maintained in a dedicated purpose enterprise/district account?

Yes

No

Are you collecting 95% or more of your anticipated sewer revenue?

Yes

No

Are Debt Service Reserve Fund requirements being met?

Yes

No

Where are sewer revenues maintained?

General Fund

Combined Utilities Fund

Other

What was the average MONTHLY User Charge for 2025?

\$42.28

Do you have a water and/or sewer customer assistance program (CAP)?

Yes

No

Are property taxes or other assessments applied to the sewer systems?

Yes

No

What is the yearly amount of revenue that you receive from these taxes?

\$3,610,237

Are sewer revenues sufficient to cover operations & maintenance costs, and repair & replacement costs (OM&R) at this time?

Yes

No

Are projected sewer revenues sufficient to cover operation & maintenance, and repair and replacement costs for the next five years?

Yes

No

Does the sewer system have sufficient staff to provide proper operation & maintenance, and repair and replacement?

Yes

No

Has a repair and replacement sinking fund been established for the sewer system?

Yes

No

Is the repair & replacement sinking fund sufficient to meet anticipated needs?

Yes

No

Are sewer revenues sufficient to cover all costs of current capital improvements projects?

Yes

No

Has a Capital Improvements Reserve Fund been established to provide for anticipated capital improvement projects?

Yes

No

Are projected Capital Improvements Reserve Funds sufficient for the next five years?

Yes

No

Are projected Capital Improvements Reserve Funds sufficient for the next ten years?

Yes

No

Are projected Capital Improvements Reserve Funds sufficient for the next twenty years?

Yes

No

Have you completed a rate study within the last five years?

Yes

No

Do you charge Impact fees?

Yes

No

If you charged Impact Fees, how much were they? =

If not a flat fee, use total collected impact fees for the year divided by the total number of entities who paid fees that year.

\$2,604.34 per ERU

Have you completed an impact fee study in accordance with UCA 11-36a-3 within the last five years?

Yes

No

Do you maintain a Plan of Operations?

Yes

No

Have you updated your Capital Facility Plan within the last five years?

Yes

No

In what year was the Capital Facility Plan last updated?

2022

Do you use an Asset Management system for your sewer systems?

Yes

No

Do you know the total replacement cost of your total sewer system capital assets?

Yes

No

Replacement Cost =

\$755M

Do you fund sewer system capital improvements annually with sewer revenues at 2% or more of the total replacement cost?

Yes

No

What is the sewer/treatment system annual asset renewal cost as a percentage of its total replacement cost?

0.60%

Describe the Asset Management System. Check all that apply:

- Spreadsheet
- GPS
- Accounting Software

Specialized Software

What is the 2025 Capital Assets Cumulative Depreciation for your facility?

\$150.5M

What is the 2025 Capital Assets Book Value?

Book Value = (total cost) - (accumulated depreciation)

\$169.9M

Cost of projected capital improvements - Please enter a valid numerical value - 2025?

\$4.5M

Cost of projected capital improvements - Please enter a valid numerical value - 2026 through 2030?

\$26.3M

Cost of projected capital improvements - Please enter a valid numerical value - 2031 through 2035?

\$25.8M

Cost of projected capital improvements - Please enter a valid numerical value - 2036 through 2040?

\$29.9M

Cost of projected capital improvements - Please enter a valid numerical value - 2041 through 2045?

\$34.6M

Purpose of Capital Improvements - 2025? Check all that apply.

- Replace/Restore
- New Technology
- Increased Capacity

Purpose of projected Capital Improvements - 2026 through 2030? - Check all that apply.

- Replace/Restore
- New Technology
- Increased Capacity

Purpose of projected Capital Improvements - 2031 through 2035 Check all that apply.?

- Replace/Restore
- New Technology
- Increased Capacity

Purpose of projected Capital Improvements - 2036 through 2040? - Check all that apply.

- Replace/Restore
- New Technology

Increased Capacity

Purpose of projected Capital Improvements from 2041 through 2045? - Check all that apply.

Replace/Restore

New Technology

Increased Capacity

To the best of my knowledge, the Financial Evaluation section is completed and accurate.

True

False

Do you have a collection system? *

Yes

No

Collection System

Including piping and lift stations.

This form is completed by [name]?

The person completing this form may receive Continuing Education Units (CEUs).

Ricky Necaie

Part I: SYSTEM DESCRIPTION

Please answer the following questions regarding SYSTEM DESCRIPTION.

What is the largest diameter pipe in the collection system?

Please enter the diameter in inches.

48"

What is the average depth of the collection system?

Please enter the depth in feet.

10.2

What is the total length of sewer pipe in the collection system?

Please enter the length in miles.

316.9

How many lift/pump stations are there in the collection system?

12

What is the largest capacity lift/pump station in the collection system?

Please enter the design capacity in gpm.

15,000

Do seasonal daily peak flows exceed the average peak daily flow by 100 percent or more?

Yes

No

What year was your collection system first constructed?

This can be an approximate guess if you really are not sure.

1958

In what year was the largest diameter sewer pipe in the collection system constructed, replaced or renewed?

If more than one, cite the oldest.

1998

Part II: DISCHARGES

Please answer the following questions regarding DISCHARGES.

How many days last year was there a sewage bypass, overflow or basement flooding in the system due to rain or snowmelt?

0

How many days last year was there a sewage bypass, overflow or basement flooding due to equipment failure, except plugged laterals?

0

Sanitary Sewer Overflow (SSO)

Class 1 - a Significant SSO means a SSO backup that is not caused by a private lateral obstruction or problem that:

- (a) affects more than five private structures;
- (b) affects one or more public, commercial or industrial structure(s);
- (c) may result in a public health risk to the general public;
- (d) has a spill volume that exceeds 5,000 gallons, excluding those in single private structures; or
- (e) discharges to Waters of the State.

Class 2 - a Non-Significant SSO means a SSO or backup that is not caused by a private lateral obstruction or problem that does not meet the Class 1 SSO criteria

How many Class 1 SSOs were there in Calendar year 2025?

0

How many Class 2 SSOs were there in Calendar year 2025?

0

Please indicate what caused the SSO(s) in the previous 2 questions.

N/A

Please specify whether the SSOs were caused by contract or tributary community, etc.

N/A

Part III: NEW DEVELOPMENT

Please answer the following questions regarding NEW DEVELOPMENT.

Did an industry or other development enter the community or expand production in the past two years, such that flow or wastewater loadings to the sewerage system increased by 10% or more?

Yes

No

Are new developments (industrial, commercial, or residential) anticipated in the next 2 - 3 years that will increase flow or BOD5 loadings to the sewerage system by 25% or more?

Yes

No

What is the number of new commercial/industrial connections in 2025?

7

What is the number of new residential sewer connections added in 2025?

16

How many equivalent residential connections are served?

46,885

Part IV: OPERATOR CERTIFICATION

Please answer the following questions regarding OPERATOR CERTIFICATION.

How many collection system operators do you employ?

37

What is the approximate population served?

130,000

State of Utah Administrative Rules requires all public system operators considered to be in Direct Responsible Charge (DRC) to be appropriately certified at least at the Facility's Grade. List the designated Chief Operator/DRC for the Collection System by: First and Last Name, Grade, and email.

Grades: SLS17-1, Grade I, Grade II, Grade III, and Grade IV.

Ricky Necaie, Grade IV, r.necaie@ghid.gov

Please list all other wastewater collection system operators with DRC responsibilities in the field, by name and certification grade. Please separate names and certification grade for each operator by commas.

Grades: SLS17-1, Grade I, Grade II, Grade III, and Grade IV.

Wastewater Collection System Operators with DRC: Andrew Ovard, Grade IV, Kyle Dean, Grade IV

Please list all other wastewater collection system operators by name and certification grade. Please separate names and certification grades for each operator by commas.

Grades: SLS17-1, Grade I, Grade II, Grade III, and Grade IV.

Ricky Necaize, Grade IV, Zachary Bedard Grade III(Treatment) - Collection System Operators: Blake Allen, Grade IV, Levi Allred, Grade IV, Ian Bailey, Grade IV, Daniel Barbosa, Grade IV, Brett Beck, Grade IV, Damien Blevins, Grade IV, Charles Casias, Grade IV, Shawn Ellis, Grade IV, Jeremy Gregory, Grade IV, Dustin Kemp, Grade IV, Michelle Ketchum, Grade IV, Bruce Loveland, Grade IV, Todd Marti, Grade IV, Ryan Michaelsen, Grade IV, Dustin Mills, Grade IV, Victor Nartaeh, Grade IV, Aaron Perry, Grade IV, Ryan Perry, Grade IV, Adam Spackman, Grade IV, Andrew Warr, Grade IV, David York, Grade IV, Adam Hagen, Grade IV, Jason Hildebrand, Grade IV, Ty Fuller, Grade IV, Dan Fox, Grade IV, Michael Wear, Grade IV, Tito Brown, Grade IV, Adam Haggin, Grade IV, Jesse Hampton, Grade IV, Koltin Smith, Grade IV, Chad Thurgood, Grade IV, Kegan Aston, Grade IV, Ty Rydalch, Grade IV, Dustin Soter, Grade IV

Is/are your collection DRC operator(s) currently certified at the appropriate grade for this facility?

Yes

No

Part V: FACILITY MAINTENANCE

Please answer the following questions regarding FACILITY MAINTENANCE.

Have you implemented a preventative maintenance program for your collection system?

Yes

No

Have you updated the collection system operations and maintenance manual within the past 5 years?

Yes

No

Do you have a written emergency response plan for sewer systems?

Yes

No

Do you have a written safety plan for sewer systems?

Yes

No

Is the entire collections system TV inspected at least every 5 years?

Yes

No

Is at least 85% of the collections system mapped in GIS?

Yes

No

Part VI: SSMP EVALUATION

Please answer the following questions regarding SSMP EVALUATION.

Have you completed a Sewer System Management Plan (SSMP)?

Yes

No

Has the SSMP been adopted by the permittees governing body at a public meeting?

Yes

No

Has the completed SSMP been public noticed?

Yes

No

USMP Public Notice Date

Date of public notice?

MM

11

/

DD

16

/

YYYY

2014

Continue 1

During the annual assessment of the SSMP, were any adjustments needed based on the performance of the plan?

Yes

No

What adjustments were made to the SSMP (i.e. line cleaning, CCTV inspections, manhole inspections, and/or SSO events)?

N/A

During 2025, was any part of the SSMP audited as part of the five year audit?

Yes

No

If yes, what part of the SSMP was audited and were changes made to the SSMP as a result of the audit?

Have you completed a System Evaluation and Capacity Assurance Plan (SECAP) as defined by the Utah Sewer Management Plan?

Yes

No

Does the collection system have more than 2,000 connections?

Yes

No

Has a fats, oil, and grease (FOG) or fats, oil, sand, and grease program been developed by the collection system?

Yes

No

Part VII: NARRATIVE EVALUATION

Please answer the following questions regarding NARRATIVE EVALUATION.

Describe the physical condition of the sewerage system: (lift stations, etc. included)

The District operates 12 lift stations, six of which have been in service for more than 20 years without major upgrades. In addition, the District maintains over 300 miles of gravity sewer pipelines ranging in size from 6 inches to 48 inches in diameter. Some of these pipelines have been in operation for more than 50 years since their original installation. In 2022, the District completed a comprehensive Wastewater Master Plan to evaluate system conditions and help guide future infrastructure improvements.

What sewerage system capital improvements does the utility need to implement in the next 10 years?

The District conducts an annual rehabilitation program for sewer pipelines using cured-in-place pipe (CIPP) technology, as well as maintenance and restoration of manholes. Additionally, plans are underway for upgrades and/or replacement of multiple lift stations and other collection system improvements identified in the Wastewater Master Plan study.

What sewerage system problems, other than plugging, have you had over the last year?

Pump repairs/replacement at multiple lift stations; some identified root issues within the collection system treated and/or removed.

Is your utility currently preparing or updating its capital facilities plan?

Yes

No

Does the municipality/district pay for the continuing education expenses of operators?

100%

Partially

Does not pay

Is there a written policy regarding continued education and training for wastewater operators?

Yes

No

Do you have any additional comments?

N/A

To the best of my knowledge, the Collections System section is completed and accurate

True

False

Wastewater Treatment Options

You have either just completed or just bypassed questions about a Collection System. If this section was bypassed by mistake, in the next question you will have the option to return to the questions on a Collection System. If you are good with the progress up to now, next you will determine what kind of Wastewater Treatment you have, or you can choose NO Wastewater Treatment.

What kind of wastewater treatment do you have in your wastewater treatment system?

Mechanical Plant

Discharging Lagoon

Non-Discharging Lagoon

No Treatment of Wastewater

Collections (go back to Collections)

Adopt & Sign

I have reviewed this report and to the best of my knowledge the information provided in this report is correct. *

True

False

Has this been adopted by the Council? *

yes

No

Not Adopted by Council

What date will it be presented to the Council? *

MM

03

/

DD

24

/

YYYY

2026

End of Survey

This is the end of the survey. Please make sure you have submitted your responses for each section. Thank you for your participation.

Also, if you want a copy of your response to this survey you must click the button immediately below and you must do it before you submit the survey.

[Create your own Google Form](#)

Does this form look suspicious? [Report](#)