

Dawn Ramsey, Chair
Mayor, South Jordan

Bob Stevenson, Vice Chair
Commissioner, Davis County

Sheri Bingham
Mayor, Hooper

Dirk Burton
Mayor, West Jordan

Gage Froerer
Commissioner, Weber County

Jim Harvey
Commissioner, Weber County

Erin Mendenhall
Mayor, Salt Lake City

Ben Nadolski
Mayor, Ogden

Mike Newton
Commissioner, Morgan County

Kristie Overson
Mayor, Taylorsville

Lorin Palmer
Mayor, Herriman

Lee Perry
Commissioner, Box Elder County

Joy Petro
Mayor, Layton

Mark Shepherd
Mayor, Clearfield

Tami Tran
Mayor, Kaysville

Scott Wardle
Councilmember, Tooele County

Jenny Wilson
Mayor, Salt Lake County

Aimee Winder Newton
Councilmember, Salt Lake County

Monica Zoltanski
Mayor, Sandy

Senator Wayne Harper
Utah State Senate

Representative Ariel Defay
Utah House of Representatives

Carlton Christensen
Utah Transit Authority

Carlos Braceras
Utah Department of Transportation

Troy Walker
Utah League of Cities and Towns

Lorene Kamalu
Utah Association of Counties

Jason Brown
Envision Utah

Laura Hanson
State Planning Coordinator

Andrew Gruber
WFRC Executive Director

Wasatch Front Regional Council AGENDA March 26, 2026

The Wasatch Front Regional Council will meet on **Thursday, March 26, 2026 at 1:30pm** at the WFRC offices 41 N Rio Grande Street, Salt Lake City, Utah, and via Zoom.

<https://us02web.zoom.us/j/82031533324> Webinar ID: 820 3153 3324

Phone one-tap: +13462487799,,82031533324#

The agenda, with approximate times, will be as follows:

- 1. Introductions and Consent Agenda (1:30-1:35)**
 - a. **ACTION:** [Minutes](#) of the WFRC meeting held January 22, 2026, [current financial report](#) and [financial statements](#) for December 2025 and January 2026 (at end of packet)
- 2. Chair Report (1:35-2:00)**
 - a. [2026 Utah Legislative Session report](#)
- 3. Public Comment (2:00-2:05)**
- 4. Regional Growth Committee (RGC) (2:05-2:25)**
 - a. **ACTION:** Station Area Plan Certification
 - b. [Transportation and Land Use Connection Program 2026 Awarded Projects](#)
- 5. Transportation Coordinating Committee (Trans Com) (2:25-2:40)**
 - a. [Board modifications](#) to 2026-2031 Transportation Improvement Program (TIP)
 - b. **ACTION:** Board modifications to 2026-2031 TIP
 - c. [Obligations](#) of federal transportation funds during FY25
- 6. WFRC Budget Committee (2:40-2:50)**
 - a. **ACTION:** Release the draft FY27 WFRC Goals, Budget, and Unified Planning Work Program (UPWP) for public comment
- 7. Reports (2:50-3:00)**
 - a. Wasatch Front Economic Development District (WFEDD) update
 - b. [Community Development Block Grant \(CDBG\) 2026 Awarded Projects](#)
 - c. Executive Director's report
- 8. Other Business and Adjournment (3:00)**

Next meeting: Thursday, May 28, 2026

Upcoming Meetings and Events:

- *WFRC Active Transportation Committee Meeting (ATC) - April 14, at 9:15am*
- *WFRC RGC TAC Meetings - April 15, at 9am (SLCo) & 2pm (Davis/Weber/BE)*
- *WFRC Transportation Coordinating Committee Meeting (Trans Com) - April 30, at 1:30pm*
- *ULCT Spring Conference - April 22-24, St George, UT*
- *UAC Legislative Conference - April 28-30, St George, UT*

Informational materials can be located on WFRC's website at www.wfrc.utah.gov

Wasatch Front Regional Council is an Equal Opportunity organization. Public participation is solicited without regard to age, sex, disability, race, color or national origin. Auxiliary aids or translation services are available upon request by contacting WFRC's Title VI Administrator. Call 801-363-4250 (hearing impaired individuals may use Relay Utah by dialing 711) or email andrea.pearson@wfrc.utah.gov at least 72 hours in advance.

Wasatch Front Regional Council is holding public meetings in-person in its office, with a virtual option. Interested attendees are encouraged to visit www.wfrc.utah.gov/committees for more information.

Wasatch Front Regional Council es una organización de Oportunidad Igual. Se solicita la participación del público, sin importar la edad, el sexo, la discapacidad, la raza, color o nacionalidad. Personas que requieren servicios de traducción deben contactar al Administrador de Título VI de WFRC por teléfono a 801-363-4250 (personas con discapacidad auditiva pueden llamar a Spanish Relay Utah - 1-888-346-3162) o por correo electrónico andrea.pearson@wfrc.utah.gov, por lo menos 72 horas antes de la reunión.

Wasatch Front Regional Council está teniendo las reuniones públicas en persona en la oficina, con la opción de atender virtualmente. Personas interesadas en atender pueden visitar www.wfrc.utah.gov/committees para obtener más información.

MINUTES
Wasatch Front Regional Council
January 22, 2026

WFRC Council meeting was held at WFRC Offices, 41 N Rio Grande Street, Salt Lake City and via Zoom.

1. Introductions & Consent Agenda [00:00:05]

a. ACTION: Minutes of the WFRC meeting held October 23, 2025, current financial report and financial statements for Sept, Oct, and Nov 2025 (at end of packet)

At 1:32pm, WFRC Council Chair, Mayor Dawn Ramsey, welcomed the Wasatch Front Regional Council members and guests to the first Council meeting in 2026. Introductions were made around the table, and online. New Council members attending were asked to briefly introduce themselves.

[00:07:20] ACTION: Mayor Ramsey brought attention to the first item on the agenda - the minutes of the October 23, 2025 meeting and current financial report and financial statements for September, October, and November 2025. Commissioner Stevenson made a motion to approve all the documents as presented and Mayor Mark Shepherd seconded the motion. There was no discussion and the minutes and financial statements were approved unanimously.

2. Chair Report [00:08:30]

a. ACTION: Appointments to WFRC Council and Committees

Mayor Ramsey, as the WFRC Chair, presented the appointments of WFRC Members to the Regional Growth Committee (RGC), Transportation Coordinating Committee (Trans Com), WFRC Budget Committee, Active Transportation Committee (ATC), Wasatch Front Economic Development District (WFEDD) and Joint Policy Advisory Committee (JPAC). Appointments to WFRC and its Committees are also made by the County Councils of Governments (COGs) and other appointing authorities that partner with WFRC. **[00:15:08] ACTION:** Mayor Joy Petro made a motion that the members of the Council endorse the appointments to WFRC Council and other Committees as listed. UTA Trustee Carlton Christensen seconded the motion and the vote was unanimous in the affirmative.

b. ACTION: 2026 State Legislative Session and Congressional preview [00:16:28]

Mayor Ramsey introduced Miranda Jones Cox, WFRC Government Affairs Manager, who explained the legislation that is pertinent to the region. Ms. Jones Cox stated that the group would first get to hear briefly from the legislative members of WFRC - **[00:17:25]** Senator Wayne Harper and **[00:19:30]** Representative Ariel Defay, on some key themes and priorities for the session. WFRC members can keep themselves apprised of notable legislation by subscribing to WFRC's Government Affairs emails which are frequently distributed during the session. Members may also reference WFRC's bill tracker, found on WFRC's website, and/or provide input on these pieces of legislation by attending our weekly policy meetings on Thursday mornings at 8 AM at the Utah State Capitol building. **[00:33:39] ACTION:** Mayor Ramsey asked for a motion to endorse the recommended positions as presented. Mayor Monica Zoltanski made a motion and Mayor Tami Tran seconded the motion. The vote was unanimous in the affirmative.

3. Public Comment [00:34:12] Mayor Ramsey opened the meeting for public comment. There were no public comments.

4. Regional Growth Committee (RGC) [00:34:40]

Mayor Ramsey called on RGC Chair, Mayor Tami Tran, to provide a report on that group's meeting on Jan 15, 2026. Mayor Tran turned the time to Ted Knowlton, WFRC Deputy Director & Chief Planner, who discussed the criteria that WFRC uses to phase the projects in the Regional Transportation Plan.

a. ACTION: Station Area Plan Certification [00:39:10]

Mayor Tran continued the RGC report, stating that tremendous progress has been made by communities in our region over the past year to develop Station Area Plans. Last week the Regional Growth Committee reviewed the final Plans from 2025 and is making a recommendation to the Council to certify 18 plans in six cities. First, Meg Padjen, WFRC Community and Economic Development Director, will highlight the overall accomplishments in station area planning over the past three years. **[00:46:15]** Then, Byron Head, WFRC Community Planner, presented information for the consideration of the SAPs for certification. **[00:58:06] ACTION:** Mayor Tran made a motion to certify the Station Area Plans, Resolutions of Impracticability, and Resolutions of Prior Action for the

cities of Ogden, South Salt Lake, Millcreek, Murray, Bountiful, and Salt Lake City. Commissioner Bob Stevenson seconded the motion. The vote was unanimous in the affirmative.

5. Transportation Coordinating Committee (Trans Com) [00:58:57]

Mayor Ramsey turned the time to Mayor Mark Shepherd, Trans Com Chair. Mayor Shepherd called on Ben Wuthrich, WFRC Transportation Improvement Program Coordinator, to provide the information to the group.

a. Report: Board modifications to 2026-2031 TIP

Mr. Wuthrich noted that since the last meeting of the Council, WFRC staff received requests to modify the current 2026-2031 Transportation Improvement Program (TIP). The modification required action from Trans Com (since WFRC was not meeting) and the Utah Transportation Commission, but did not require a new air quality conformity analysis or a 30-day public comment period. The modifications are included in the meeting materials, and Mr. Wuthrich stated that if there were any questions, he would be available to answer them.

b. ACTION: Board modifications to 2026-2031 TIP [00:59:23]

Mr. Wuthrich continued, reporting that WFRC staff has again received several requests to modify the current 2026-2031 TIP and he briefly discussed each project on the list, also included in the meeting materials. [01:08:05]

ACTION: Mayor Mark Shepherd made a motion to approve the resolution to modify the 2026-2031 TIP as requested. Mayor Joy Petro seconded the motion and the voting was unanimous in the affirmative.

6. Reports [01:08:57]

a. Wasatch Front Economic Development District (WFEDD) update

Mayor Ramsey turned the time to Marcia White, WFRC Regional Economic Development Planner, to provide the report in Chair Gage Froerer's stead. Ms. White stated that the WFEDD year concluded with a discussion about the Regional Transportation Plan and how the RTP supports economic growth. Trustee Carlton Christensen from the Utah Transit Authority shared the value transit brings to Utah, not just in terms of ridership, but also the economic impact and development around station areas, like on the S Line in Salt Lake County, the OGX in Weber County, and others. As was noted at the beginning of the meeting, several committee changes are being made, including the WFEDD committee. This year the WFEDD will have both a public-sector and private-sector co-chairs.

b. Executive Director's report [01:11:15]

Mayor Ramsey introduced Andrew Gruber, WFRC Executive Director, for his report. Mr. Gruber spoke on the following items: looking ahead to the working groups that will be created in preparation for the 2034 Olympic and Paralympic Games, [01:14:55] the positive outcome of WFRC's Quadrennial Review performed recently by the Federal Highways Administration (FHWA), [01:16:55] the decision of WFRC to extend our building space lease another 10 years (current lease expires Sept 2028) at a reduced annual interest rate, [01:20:29] recognized Suzie Swim for 20 years of service at WFRC, [01:21:45] and, along with Johnnae Nardone, WFRC Communications Manager, apprised the group of WFRC's website refresh.

7. Other Business and Adjournment [01:24:35]

Mayor Ramsey asked the group if there was interest in having a field trip and if so, where would they like to go. There was some discussion and WFRC staff will pursue suggested options.

Mayor Ramsey then continued, asking the group if there were other business items to bring up. Mayor Erin Mendenhall invited the group to a celebration watch party between the City and County Building and Salt Lake Main Library on the evening of February 6, 2026. [01:35:23] Mayor Jenny Wilson mentioned some potential federal land acquisition issues.

[01:39:41] Mayor Ramsey then drew attention to the final item on the agenda, announcing that the video link, *Overview of the Utah Open and Public Meeting Act*, is part of WFRC's compliance with annual training requirements. The link is included on the agenda, in the initial Council meeting email and will also be added to the follow up email that will be sent next week. Please take the time to watch it in order to fulfill the WFRC Training requirements.

The next Council meeting will be held on Thursday, March 26, 2026. Upcoming events, listed at bottom of agenda, include notice of the WFRC 101 webinar- a virtual orientation that will be held on February 26, 2026, at 1:30pm. Mayor Ramsey entertained a motion to adjourn, which was made by Mayor Mark Shepherd and seconded by Mayor Sheri Bingham. The meeting adjourned at 3:22pm.

Wasatch Front Regional Council

2026 WFRC MEMBERS			Present	Others in attendance
BOX ELDER COUNTY				John Crofts, Davis Co Commissioner
Member -	Lee Perry, Commissioner	Box Elder County	Yes	Clark Wilkinson, Centerville Mayor
Alternate -	Tyler Vincent, Commissioner	Box Elder County	Yes	Jeanne Groberg, Fruit Heights Mayor
DAVIS COUNTY MEMBERS				Brian Horrocks, North Salt Lake Mayor
Member -	Joy Petro, Mayor	Layton	Yes	Dave Maughan, Syracuse Mayor
Member -	Mark Shepherd, Mayor	Clearfield	Yes	Roger Bourke, Alta Mayor; Ann Jackson, Roy Mayor
Member -	Tami Tran, Mayor	Kaysville	Yes	Gay Lynn Bennion, Cottonwood Heights Mayor
Member -	Bob Stevenson, Commissioner (Vice Chair)	Davis County	Yes	David Brems, Emigration Canyon Mayor
MORGAN COUNTY				Paul Fotheringham, Holladay Mayor
Member -	Mike Newton, Commissioner	Morgan County	Yes	Dustin Gettel, Midvale Mayor
Alternate -	Raelene Blocker, Commissioner	Morgan County	Yes	Cheri Jackson, Millcreek Mayor
SALT LAKE COUNTY MEMBERS				Brett Hales, Murray Mayor
Member -	Jenny Wilson, Mayor	Salt Lake County	Yes	Tish Buroker, Riverton Mayor
Member -	Erin Mendenhall, Mayor	Salt Lake City	Yes	Cherie Wood, South Salt Lake Mayor
Member -	Dawn Ramsey, Mayor (Chair)	South Jordan	Yes	Dan Dugan, Salt Lake City Councilmember
Member -	Aimee Winder Newton, Councilmember	Salt Lake County	No	Laurie Stringham, Salt Lake Co Councilmember
Member -	Lorin Palmer, Mayor	Herriman	Yes	William Whetstone, West Valley City Council
Member -	Monica Zoltanski, Mayor	Sandy	Yes	Janet Wampler, Ogden Valley City Mayor
Member -	Dirk Burton, Mayor	West Jordan	Yes	Ivan Marrero & Kelly Lund, FHWA
Member -	Kristie Overson, Mayor	Taylorsville	Yes	Nichol Bourdeaux, UTA; Jay Fox, UTA
TOOELE COUNTY				Annette Royal, UTA; Chandler Beutler, UTA
Member -	Scott Wardle, Councilmember	Tooele County	Yes	Cameron Diehl, ULCT; Colby Oliverson, GOPB
Alternate -	Maresa Manzione, Mayor	Tooele City	Yes	Johnathan Knaption & Michelle Carroll, MAG
WEBER COUNTY MEMBERS				Thomas Nguyen, DMPO; Shawn Milne, BRAG
Member -	Gage Froerer, Commissioner	Weber County	Yes	Julianne Sabula, Kyle Jensen, Megan Moore,
Member -	Jim Harvey, Commissioner	Weber County	No	Sophia DiCaro, Michelle Larsen, Nathan Wiberg,
Member -	Sheri Bingham, Mayor	Hooper	Yes	Sherry Stevens, Todd Beutler, Isaac Higham,
Member -	Ben Nadolski, Mayor	Ogden	Yes	Andrea Bohmholdt, K Sorensen, Brandon Rypien,
UDOT & UTA				Val Potter, Roger Borgenicht, Ryan Mecham,
Member -	Carlos Braceras, Executive Director	UDOT	Yes	Lauren Littlefield, Beth Colosimo, Nick Norris,
Alternate -	Ben Huot, Deputy Director	UDOT	Yes	Heather Montgomery, Catherine Kanter,
Member -	Carlton Christensen, Trustee	UTA Board	Yes	Sean Murray, Z. Smallwood, J Weidenhamer
Alternate -	Beth Holbrook, Trustee	UTA Board	Yes	Jeff, John H, Adam's iPhone, Andy (Guests)
NON-VOTING MEMBERS / WFRC APPOINTMENTS FROM OTHER ORGANIZATIONS				WFRC: Andrew Gruber, Ted Knowlton, Bert Granberg,
Member -	Lorene Kamalu, Davis Co. Commissioner	Utah Association of Counties	No	Hugh VanWagenen, Julie Bjornstad, Sarah Lawless,
Member -	Troy Walker, Draper City Mayor	Utah League of Cities and Towns	No	Tim Watkins, Johnnae Nardone, Meg Padjen, Jory Johner
Member -	Jason Brown, Executive Director	Envision Utah	Yes	Miranda Jones Cox, Marcia White, Ben Wuthrich,
Member -	Senator Wayne Harper	State Senate	Yes	Wayne Bennion, Suzie Swim, Christy Dahlberg, Byron Head
Member -	Representative Ariel Defay	State House of Representatives	Yes	Marian Florence, Jordon Chandler, Rosie Hernandez,
Member -	Laura Hanson, State Planning Coordinator	GOPB	No	Andrea Pearson



MEMO:
FY26 Notes to the Council Budget Reports

March 2026

The Council Budget report reflects the period of July 1, 2025 - January 31, 2026, which represents 58% of the fiscal year. Overall, 36% of the total amount budgeted for the year has been expended through the end of January. The relevant budget column in this report is the revised budget adopted by the Council in October 2025.

The information contained in this report shows expenditures by categories as line-items, and allows the Council and staff to analyze progress and address any areas of concern. It is not unusual for some variation in percentage of budget used, specifically for those expenses such as audit fees, software licenses, dues and insurance, which are primarily paid near the beginning of each fiscal year. When WFRC and its partners initiate new joint projects midway through the fiscal year, the revenue lines reflect additional partner payments.

The Council Budget by Program report shows expenditures by program, and reflects anticipated progress through the fiscal year. Two important efforts concluded at the beginning of FY26: the Power District Transportation Study and Mixed Use Centers: Visuals and Metrics. Our work on the Activity Based Model Development will begin in the next few months, and WFRC received a new grant from the Land Use Training Fund for Greenfield Visualizations, to complement our earlier work on visuals for Mixed Use Centers. Variances in the rate of expenditure by program are considered normal and include some programs that are expected to carry forward into the next fiscal year.

Wasatch Front Regional Council

Council Budget

07/01/2025 to 01/31/2026

58.33% of the fiscal year has expired

	2025 Actual	2026 Original Budget	2026 Revised Budget	2026 Actual	%
					Earned/Used
Sources					
Federal Sources					
Federal Highway Administration - PL	2,495,273	3,749,610	3,818,925	621,986	16.29%
Federal Highway Administration - STP	2,871,326	3,160,926	3,959,437	1,690,394	42.69%
Federal Highway Administration - SS4A	0.00	160,000	224,000	8,500	3.79%
Federal Transit Administration	977,152	980,438	993,740	988,740	99.50%
Dept. of Housing and Urban Development	50,000	50,000	50,000	0.00	0.00%
Economic Development Administration	60,296	70,000	70,000	52,500	75.00%
Total Federal Sources	6,454,047	8,170,974	9,116,102	3,362,120	36.88%
State Sources					
Utah GOPB - CPG Match	290,000	290,000	290,000	261,000	90.00%
Community Impact Board	2,000	2,000	2,000	1,800	90.00%
UDOT - TLC	334,271	315,000	636,601	636,601	100.00%
UDOT - Joint Projects	179,827	282,500	360,605	6,310	1.75%
UDOT - Model Development	105,000	105,000	50,000	37,500	75.00%
UDOT - Power District Transportation Study	457,932	0.00	10,000	4,309	43.09%
UT/GOEO - Station Area Plans	1,066,500	1,000,000	1,738,944	726,091	41.75%
Utah GOMB - Local Govt Administrator	167,846	150,000	183,811	170,311	92.66%
UT Dept of Commerce	127,996	0.00	23,501	23,501	100.00%
Total State Sources	2,731,372	2,144,500	3,295,461	1,867,422	56.67%
Local Sources					
Dedicated Project Funds	793,117	701,000	1,760,347	1,579,232	89.71%
MAG - Joint Projects	173,717	243,975	206,699	64,810	31.36%
UTA - TLC	334,799	309,000	508,344	508,344	100.00%
UTA - Joint Projects	144,891	79,100	190,571	190,571	100.00%
UTA - Transit Sales Tax	243,754	234,999	293,699	293,699	100.00%
Local Contribution	370,132	388,640	388,640	388,640	100.00%
Total Local Sources	2,060,409	1,956,714	3,289,601	3,025,296	91.97%
Total Sources	11,245,829	12,272,188	15,701,165	8,254,838	52.57%
Expenditures					
Salaries/Employee Benefits	5,335,480	6,212,348	6,212,346	3,161,114	50.88%
Contractual	4,982,024	4,907,389	8,083,226	1,918,982	23.74%
Audit & Accounting	19,500	20,000	20,000	20,000	100.00%
Dues	29,897	35,700	35,700	27,967	78.34%
Equipment Maintenance	37,341	40,000	40,000	20,977	52.44%
Insurance	15,548	20,000	20,000	16,136	80.68%
Legal	0.00	20,000	20,000	7,525	37.63%
Printing & Publication	0.00	5,300	5,300	1,135	21.42%
Rent	457,984	490,176	490,176	269,489	54.98%
Supplies/Software/Subscriptions	163,941	272,758	290,605	146,340	50.36%
Telephone/Data	39,171	50,000	50,000	25,779	51.56%
Travel and Training	164,943	174,500	194,500	97,971	50.37%
Carryover	0.00	24,017	239,311	0.00	0.00%
Total Expenditures	11,245,829	12,272,188	15,701,164	5,713,416	36.39%

Wasatch Front Regional Council

Council Budget by Program

07/01/2025 to 01/31/2026

58.33% of the fiscal year has expired

Programs	2025 Actual	2026 Original Budget	2026 Revised Budget	2026 Actual	% spent
Consolidated Planning Grant (CPG)	5,276,421	6,637,152	6,724,802	3,216,412	48%
Transportation & Land Use Connection (TLC)	3,016,945	2,530,910	4,778,060	1,302,748	27%
Economic Development (WFEDD)	120,593	140,000	140,000	83,516	60%
Local Government Support	44,224	85,251	466,204	39,471	8%
Model Development	144,375	144,375	90,556	57,839	64%
Joint Projects	465,652	12,500	663,975	217,540	33%
Local Administrative Advisor	167,846	150,000	183,811	106,902	58%
Legislative Consulting	156,000	156,000	156,000	89,800	58%
CDBG - Tooele County	50,000	50,000	50,000	32,540	65%
Mobility Management	1,714	5,000	5,000	545	11%
Tooele Valley RPO	8,630	10,000	16,813	4,628	28%
Morgan RPO	9,000	9,000	9,000	6,027	67%
Community Impact Board	2,000	2,000	2,000	1,417	71%
Davis County Local Option Assistance	10,000	10,000	10,000	4,987	50%
Station Area Planning	1,186,500	1,000,000	1,738,944	480,834	28%
Safe Streets for All	0	200,000	280,000	40,400	14%
Mixed Use Centers: Visuals & Metrics	127,996	0	23,501	23,501	100%
Greenfield Visualizations	0	0	0	0	0%
Power District Transportation Study	457,932	0	4,309	4,309	100%
Activity Based Model Development	0	1,130,000	352,500	0	0%
Total Programs	11,245,829	12,272,188	15,701,165	5,713,416	36%

Wasatch Front Regional Council
Standard Financial Report (by Object)
10 General Fund - 07/01/2025 to 01/31/2026
58.33% of the fiscal year has expired

	<u>2025 Year-End Actual</u>	<u>2026 Year-to-Date Actual</u>
Net Position		
Assets:		
Current Assets		
Cash and cash equivalents		
10101 Cash-in-Bank - Zions Operating	(162,161)	(442)
10102 Cash-in-Bank - Zions Sweep	329,089	908,057
10200 PTIF 0533 Operations	3,167,475	5,433,371
10300 PTIF 8761 Building Fund	1,344,928	1,378,775
Total Cash and cash equivalents	<u>4,679,332</u>	<u>7,719,761</u>
Receivables		
12000 Accounts Receivable	4,210,973	696,850
Total Receivables	<u>4,210,973</u>	<u>696,850</u>
Other current assets		
13400 Prepaid Rent (Security Deposit)	23,438	23,438
13600 Prepaid Supplies/Services	8,087	0.00
Total Other current assets	<u>31,524</u>	<u>23,438</u>
Total Current Assets	<u>8,921,828</u>	<u>8,440,048</u>
Total Assets:	<u>8,921,828</u>	<u>8,440,048</u>
Liabilities and Fund Equity:		
Liabilities:		
Current liabilities		
20000 Accounts Payable	(1,211,862)	(468,835)
20110 P-Card: Andrea Pearson	(578)	(1,704)
20120 P-Card: Rosie Hernandez	(369)	(603)
20130 P-Card: Andrew Gruber	(1,253)	(466)
20140 P-card: Jordon Chandler	(2,304)	(3,288)
Total Current liabilities	<u>(1,216,366)</u>	<u>(474,896)</u>
Payroll liabilities		
20400 Accrued Payroll	(141,732)	(100,625)
20600 Payroll Liability Clearing	0.00	(99,009)
22000 PEHP Insurance W/H Payable	0.00	15,962
22300 Lincoln Life Insurance W/H Payable	0.00	1,685
22400 Flexible Spending Account W/H Payable	(350)	(857)
Total Payroll liabilities	<u>(142,082)</u>	<u>(182,842)</u>
Deferred inflows		
29900 Unearned Revenue - Projects	(2,505,360)	0.00
29901 Unearned Revenue - Planning	(2,125,000)	(2,125,000)
Total Deferred inflows	<u>(4,630,360)</u>	<u>(2,125,000)</u>
Total Liabilities:	<u>(5,988,807)</u>	<u>(2,782,739)</u>
Fund Balance - Equity - Paid In/Contributed		
29100 Fund Balance - Special Projects	(1,588,093)	(4,312,381)
29101 Fund Balance - Building Fund	(1,344,928)	(1,344,928)
Total Fund Balance - Equity - Paid In/Contributed	<u>(2,933,021)</u>	<u>(5,657,310)</u>
Total Liabilities and Fund Equity:	<u>(8,921,828)</u>	<u>(8,440,048)</u>
Total Net Position	<u>0.00</u>	<u>0.00</u>



WASATCH FRONT REGIONAL COUNCIL

DATE: March 20, 2026
AGENDA ITEM: 2a
SUBJECT: 2026 Utah Legislative Session report
PREPARED BY: Miranda Jones Cox, Government Affairs Manager

At the Wasatch Front Regional Council (WFRC) meeting, the Council will hear an update on transportation and growth-related outcomes from the 2026 Legislative General Session, and an update on federal transportation legislation.

BACKGROUND:

State: With over 541 bills passed and a \$31.6B approved state budget, the 2026 Utah Legislative Session will significantly impact policy and funding for transportation, housing, and regional infrastructure. Notable actions included: restructuring the governance of the Utah Transit Authority, establishing an additional long-term funding mechanism for transit capital investment, reducing the gas tax temporarily, adjusting local option sales tax distributions, and authorizing new state participation in infrastructure to support housing development. In the months ahead, the Wasatch Front Regional Council will work with our state and local governments, transportation partners, and other stakeholders to plan for and implement these changes.

WFRC staff prepared this detailed [2026 Legislative Session Wrap Up](#). Information on specific bills and appropriations can also be included in the [WFRC 2026 Bill Tracker](#) and [WFRC 2026 Appropriations Tracker](#).

Federal: The current federal multi-year surface transportation authorization legislation — the Infrastructure Investment and Jobs Act (IIJA) — expires on September 30, 2026. Utah's transportation agencies and partners have jointly developed key [principles](#) for a multi-year reauthorization to keep Utah moving, and Utah's MPOs developed [policy priorities](#) for core programs to be authorized in the legislation. These shared principles and priorities are aimed at advancing the collaborative work between Utah's transportation stakeholders, as embodied in [Utah's Unified Transportation Plan](#).

RECOMMENDATION:

This item is for information only.

CONTACT PERSON:

Miranda Jones Cox, 436-691-3043, miranda.jonescox@wfrc.utah.gov



WASATCH FRONT REGIONAL COUNCIL

DATE: March 19, 2026
AGENDA ITEM: 4a
SUBJECT: **ACTION:** Station Area Plan Certification: Midvale City
PREPARED BY: Byron Head, Community Planner

At the March 19 Regional Growth Committee (RGC) meeting, staff presented an overview of the Midvale portion of the Fashion Place West TRAX Station Area Plan (SAP). RGC recommended that the WFRC Council certify this SAP in accordance with the SAP components of state law and WFRC policy. At the March 26 meeting, the Wasatch Front Regional Council will consider taking action to certify this plan.

BACKGROUND:

[HB462](#), passed in 2022, as amended in 2023 and 2025, requires cities with fixed-guideway transit stations to develop a [Station Area Plan](#) (SAP) for the area around the station, within ½ mile for rail and ¼ mile for bus rapid transit. SAPs promote housing availability and affordability, sustainable environmental conditions, access to opportunities, and transportation choices and connections. The SAP requirements are consistent with communities' identification of [Wasatch Choice Vision](#) centers. The legislation also provides for cities to adopt resolutions stating the conditions that exist that make adopting a SAP impracticable.

WFRC assists communities in the development of their SAPs, in partnership with Utah Transit Authority (UTA), the Governor's Office of Economic Opportunity (GOEO), and the Mountainland Association of Governments (MAG). State law establishes that the Metropolitan Planning Organizations (MPOs – WFRC and MAG) have the responsibility to review SAPs and, in consultation with UTA, certify each for compliance with statutory requirements. WFRC does this review consistent with WFRC's adopted [policy for the certification review](#) of SAPs.

WFRC assisted Midvale City as they prepared their station area plan, and reviewed the SAP submitted for certification.

- **Midvale City** partnered with Murray City as they updated their Fashion Place West small area plan to bring it into compliance with SAP requirements. Within the Midvale boundary, the plan calls for a mix of uses focused on housing and jobs.

In accordance with WFRC policy, WFRC staff, in consultation with UTA, has reviewed the city's SAP for consistency with state statute and WFRC policy, and makes a recommendation for certification to the Regional Growth Committee of:

- Midvale Fashion Place West TRAX Station Area Plan

All of the documentation is included within, including:

1. [Midvale - Fashion Place West TRAX Submission Package](#)
2. [WFRC SAP Certification Resolution](#)
3. [WFRC Staff Findings and Analysis](#)

RECOMMENDED MOTION:

"I move to certify the Midvale Fashion Place West Station Area Plan."

CONTACT PERSON:

Byron Head, 801-363-4250 ext 1104, byron.head@wfrc.utah.gov



WASATCH FRONT REGIONAL COUNCIL

DATE: March 20, 2026
AGENDA ITEM: 4b
SUBJECT: Transportation and Land Use Connection 2026 Awarded Projects
PREPARED BY: Meg Padjen, Community and Economic Development Director

At the March 26 Council meeting, WFRC will share the [Transportation and Land Use Connection](#) (TLC) awarded projects. The projects were first announced at the Regional Growth Committee (RGC) meeting on March 19.

BACKGROUND:

TLC is a core WFRC program that provides technical assistance to local communities to help them advance their local visions and plan for growth, improving quality of life in the region. Working with our program partners, UDOT and UTA, WFRC is excited to announce fifteen projects that will receive FY27 assistance. These projects include six in the Davis / Weber / Box Elder area, seven in Salt Lake County, and two in Tooele County. This totals over \$1.4 million in funded technical assistance, in addition to our largest commitment of staff time to date.

The [Wasatch Choice Vision](#) (Vision) is a coordinated vision to address growth throughout the region that is based on the desired futures of each local government. WFRC knows that local implementation of the Vision can require substantial time and resources. To assist with local planning and the implementation of the Vision, WFRC provides several opportunities for member communities to receive technical assistance, including TLC.

The TLC program is a partnership between WFRC, UDOT, and UTA. In addition, our partnership with the Governor's Office of Planning and Budget allows us to provide additional staff resources to communities in-house. TLC projects support communities in developing their desired city and town centers, increasing transportation choices and economic opportunity, and maximizing investments made in our region's infrastructure.

CONTACT PERSON:

Meg Padjen, 801-404-8925, meg.padjen@wfrc.utah.gov



WASATCH FRONT REGIONAL COUNCIL

DATE: March 19, 2026
AGENDA ITEM: 5a
SUBJECT: Report: Board Modifications to the 2026-2031 TIP
PREPARED BY: Ben Wuthrich, Transportation Improvement Program Coordinator

BACKGROUND:

Since the last meeting of the Wasatch Front Regional Council (WFRC), WFRC received requests to modify the current 2026-2031 TIP. The modification required action from Trans Com (since WFRC was not meeting) and the Utah Transportation Commission but did not require a new air quality conformity analysis or a 30-day public comment period. The modification is attached to the approved resolution.

RECOMMENDATION:

This item is for information only.

CONTACT PERSON:

Ben Wuthrich (801) 647-3228, ben.wuthrich@wfrc.utah.gov

EXHIBIT:


Resolution adopting Amendment Four to the 2026-2031 TIP

RESOLUTION OF THE WASATCH FRONT REGIONAL COUNCIL
AMENDING THE 2026 - 2031
TRANSPORTATION IMPROVEMENT PROGRAM

- WHEREAS, the Wasatch Front Regional Council is the officially designated Metropolitan Planning Organization for the Salt Lake and the Ogden/ Layton Urbanized Areas and, as such, has the responsibility for developing a Transportation Improvement Program, and
- WHEREAS, a Transportation Improvement Program is to include all federally funded highway and transit projects scheduled for the next six years, and
- WHEREAS, the Utah Department of Transportation, the State Transportation Commission, the Utah Transit Authority, and the Wasatch Front Regional Council and its local jurisdictions desire to amend the 2026-2031 Transportation Improvement Program (TIP) to include and / or modify the projects on the attached project description list, and
- WHEREAS, the U.S. Department of Transportation Metropolitan Planning Regulations Paragraph 450.326(a) requires that “the TIP . . . be updated at least every four years, and be approved by the MPO and the Governor,” and
- WHEREAS, the Statewide Air Quality Implementation Plan includes traffic control measures for reducing air pollutant emissions for the Salt Lake and the Ogden/ Layton Urbanized Areas and budgets for mobile source emissions, and
- WHEREAS, the projects included in the proposed Transportation Improvement Program amendment are either included in Phase 1 of the Regional Transportation Plan or are not regionally significant, or are included in the 2026-2031 TIP or are exempt projects that do not need to be reviewed for air quality conformity and consistency with the State Implementation Plan according to 40 CFR Part 93.126 Table 2 Exempt Projects, and
- WHEREAS, the proposed Transportation Improvement Program amendment had a public review and comment opportunity at the Trans Com meeting on February 19, 2026, and all comments were carefully considered,

NOW THEREFORE LET IT BE RESOLVED, that Trans Com as delegated by the Wasatch Front Regional Council

- (1) Approves Amendment Four to the 2026-2031 Transportation Improvement Program as attached,
- (2) Finds that the TIP conforms to and is consistent with the State Implementation Plan for Salt Lake, Davis, western Weber, and southern Box Elder Counties, and
- (3) Finds that the development of the Transportation Improvement Program is based on a currently certified transportation planning process.



Mayor Mark Shepherd
Chair
Trans Com



Andrew S. Gruber
Executive Director
Wasatch Front Regional Council

Date: February 19, 2026

2026-2031 Transportation Improvement Program (TIP) (Amendment Four)

Board Modification

Additional Funding and Scope

Tooele Area													
Level of Conformity Analysis	County	Sponsor	Facility	FUNC	PIN	Project Location	Concept/ Type of Improvement	Funding Source	Project Estimated Cost	Currently Funded Amount	Action	Funding Amount	Year
1	Tooele County	Tooele County	Mormon Trail Road	Collector	21944	** Mormon Trail Road Reconstruction	Initial Scope - to rehabilitate the pavement through 6" of RAP and 3" of asphalt surfacing Additional Scope - Removal and replacement of 6" of asphalt and 6" of base material	HIP_Community (Highway Improvement Program Earmark)	\$7,163,081	\$5,000,000	Additional Funding	\$0	2026
								Local_Govt (Local Government Funds)		\$1,000,000		\$1,163,081	

Initial Scope The original scope of the Mormon Trail Road Reconstruction project was to rehabilitate the pavement through 6" of RAP (Reclaimed Asphalt Pavement) and 3" of asphalt surfacing.

Additional Scope After preengineering and pavement evaluation, it was determined that the proposed treatment option would not address the facility concerns so a more robust option including the removal and replacement of 6 inches of base material and 6 inches of asphalt, would be necessary. Tooele County has committed to cover the additional cost and will provide local funds to enable the project to proceed.

New Project

Salt Lake Area													
Level of Conformity Analysis	County	Sponsor	Facility	FUNC	PIN	Project Location	Concept/ Type of Improvement	Funding Source	Project Estimated Cost	Currently Funded Amount	Action	Funding Amount	Year
3	Salt Lake	UDOT	SR-190	Principal Arterial	21207	Cottonwood Canyons	Enhanced Bus, Tolling, Mobility Hub and Bus Stops	ST_TIF_CC (State - Transportation Investment Funds - Cottonwood Canyons)	\$132,400,000	\$188,400,000	Reduction of Funds	\$56,000,000	2026
					23309-	CCTP; SR-190 Gravel Pit Interchange	New Grade Separated Interchange	ST_TIF (State - Transportation Investment Funds)				\$56,000,000	

The Enhanced Bus, Tolling, Mobility Hub and Bus Stops (Pin 21207), requires the construction of a new grade separated interchange on SR-190 (Wasatch Boulevard) at approximately 6900 South, and associated access roads to provide safe and efficient access to the bus mobility hub. This work was described and environmentally cleared in the Little Cottonwood Canyon Environmental Impact Statement Record of Decision and is part of the first phase improvements.

Scope Change

Salt lake Area													
Level of Conformity Analysis	County	Sponsor	Facility	FUNC	PIN	Project Location	Concept/ Type of Improvement	Funding Source	Project Estimated Cost	Currently Funded Amount	Action	Funding Amount	Year
1	Salt Lake/ Utah	UDOT	POM Transit	Transit	20254	Point of the Mountain Transit	Initial Scope - Future Transit project at the Point of the Mountain Additional Scope - Implementation of Innovative Mobility Zones around the Lehi and Draper FrontRunner stations.	ST_TTIF (State - Transit Transportation Investment Funds)	\$74,597,667	\$74,597,667	No New Funding	\$0	2026

Initial Scope 2022 House Bill 3 (2022) "Appropriations and Adjustments" stated: "The Legislature intends that the Department of Transportation use \$75,000,000 appropriated by this item for a future transit project at the Point of the Mountain. The Department of Transportation will complete the alternative analysis that will include both rail and bus rapid transit options for consideration of the final plan". This was brought to the Utah Transportation Commission in the April 2022 Transportation Commission meeting For Information Only. The transit study identified a two phase approach: long range implementation of a Light Rail system (phase 2), and short term implementation of Innovative Mobility Zones (IMZs) (Phase 1) around the Lehi and Draper FrontRunner stations.

Additional Scope The requested action is a scope change to allow funding of the Mobility Zones (IMZs) as identified as Phase 1 in the project's transit study.

Level of Conformity Analysis: 1 - Exempt from Conformity Determination, 2 - Funding Adjustments Only, 3 - Needs Letter From FHWA that existing Conformity Determination is Still Valid, NA

** Signifies Project is Outside of the Urbanized Area - The Utah State Transportation Commission is the approval authority.

2026-2031 Transportation Improvement Program (TIP) (Amendment Four)
Board Modification

Additional Funding													
Ogden/ Layton Area													
Level of Conformity Analysis	County	Sponsor	Facility	FUNC	PIN	Project Location	Concept/ Type of Improvement	Funding Source	Project Estimated Cost	Currently Funded Amount	Action	Funding Amount	Year
2	weber	Ogden	OGX	Transit	18828	WSU Bus Rapid Transit (OGX) - Operating Subsidy	Operating cost subsidy for 3 years for the Ogden/WSU BRT.	CMAQ_WFRC Congestion Mitigation/ Air Quality - Ogden/ Layton Area	\$2,034,990	\$1,147,382	Additional Funding	\$749,838	2026
								Local_Govt (Local Government Funds)		\$83,319		\$54,451	

These additional operating funds would strengthen the UTA funding plan for the new route, and would allow it to operate as it has since it opened in August of 2023 as UTA transitions to operating the line fully as planned funding allows. The required match is covered by the local UTA dollars that are expended for full operation of the OGX line. The CMAQ funds are allowed to fund up to 3 years of operating costs and can be spread over 5 years. The new total amount is a small portion of the total operating cost in the first three years of operations. UTA is covering the majority of the operating cost, UTA will use all the funds programmed on this project well before the 5 year mark of August 2028.

Additional Funding and Scope													
Salt Lake Area													
Level of Conformity Analysis	County	Sponsor	Facility	FUNC	PIN	Project Location	Concept/ Type of Improvement	Funding Source	Project Estimated Cost	Currently Funded Amount	Action	Funding Amount	Year
1	Salt Lake	UDOT	SR-71	Principal Arterial	22517	700 East (SR-71); 1700 S to 400 S	Initial Scope - Mill and Replace 1.5 Inches of Pavement Additional Scope - Raise Medians along the Roadway to Restore their Safety Function	STP_FLX_ST (Surface Transportation Program - Flexible (Any Area) - Statewide)	\$4,275,000	\$3,575,000	Additional Funding	\$700,000	2026
Initial Scope	The scope of the SR-71; 1700 S to 400 S project is to mill and replace 1.5 inches of pavement. However, the existing raised medians along the roadway are no longer effectively functioning because the pavement is nearly flush with the top of the median.												
Additional Scope	The additional funding will be used to raise the medians along the roadway to restore their function, thereby improving safety.												

New Project													
Salt Lake Area													
Level of Conformity Analysis	County	Sponsor	Facility	FUNC	PIN	Project Location	Concept/ Type of Improvement	Funding Source	Project Estimated Cost	Currently Funded Amount	Action	Funding Amount	Year
1	Morgan Salt Lake	UDOT	I-84 & I-15	Freeway	23303	I-15 and I-84 Pump Replacements	Project will rebuild, replace, and upgrade all components at the pump houses in Region 1 and Region 2.	ST_TSP (Statewide - Transportation Solutions Program)	\$4,000,000	\$0	New Project	\$4,000,000	2026

The I-15 and I-84 Pump Replacements project will rebuild, replace, and upgrade all components at the pump houses in Region 1 and Region 2. This work will take place at the pump houses on I-84 at mileposts 103.50 and 104.00 in Morgan, and along I-15 at the 3300 South, 7800 South, and 8000 South Pump houses in Salt Lake County. These pump houses have reached the end of their service life, and the existing systems can no longer be serviced. The scope of work includes repairing or rebuilding the pump house structures, constructing new generator structures, improving site drainage and security, replacing control systems to a single integrated system for remote monitoring, upgrading all electrical components, including generators, rebuilding or replacing pumps, and improving the wet wells and vaults. The pumps are essential to ensure stormwater from these interstates and the surrounding areas flows efficiently to downstream connections without flooding the cross streets.

Level of Conformity Analysis: 1 - Exempt from Conformity Determination, 2 - Funding Adjustments Only, 3 - Needs Letter From FHWA that existing Conformity Determination is Still Valid, NA

2026-2031 Transportation Improvement Program (TIP) (Amendment Four)

Board Modification

Level of Conformity Analysis	Scope Change												
	Salt Lake Area												
	County	Sponsor	Facility	FUNC	PIN	Project Location	Concept/ Type of Improvement	Funding Source	Project Estimated Cost	Currently Funded Amount	Action	Funding Amount	Year
1	Salt Lake	UDOT	I-80	Freeway	22651	I-80; Bridge Rehabilitation, Salt Lake	Initial Scope - Deck Rehabilitations and Deck Replacements on Various Bridges on the I-80 Corridor from Bangerter highway to I-15 Additional Scope - Deck Replacements along I-80 from Bangerter Highway to Approximately 6400 West and on Bangerter highway from I-80 to approximately 1200 South	NHPP_BR (National Highway Performance Program - Bridge On)	\$50,000,000	\$50,000,000	<i>No New Funding</i>	\$0	2026
Initial Scope	The existing scope of this project is to perform a combination of deck rehabilitations and deck replacements on various bridges on the I-80 corridor from Bangerter Highway to I-15.												
Additional Scope	In order to address higher priority bridges based on condition, as well as to effectively maintain traffic in this corridor in conjunction with other major projects, this action is requesting to shift the limits of this project to the west of the current project location. The revised scope will perform deck replacements along I-80 from Bangerter Highway to approximately 6400 West and along Bangerter Highway from I-80 to approximately 1200 South. This shift will avoid impacting detour routes for other projects during the same construction window. This scope adjustment will also allow UDOT to address the most critical bridge decks in this area based on the most recent in-service bridge inspection data.												
Level of Conformity Analysis:		1 - Exempt from Conformity Determination, 2 - Funding Adjustments Only, 3 - Needs Letter From FHWA that existing Conformity Determination is Still Valid, NA											



WASATCH FRONT REGIONAL COUNCIL

DATE: March 19, 2026
AGENDA ITEM: 5b
SUBJECT: **ACTION:** Board Modifications to the 2026-2031 TIP
PREPARED BY: Ben Wuthrich, Transportation Improvement Program Coordinator

BACKGROUND:

The Wasatch Front Regional Council (WFRC) has received requests to modify the current 2026-2031 Transportation Improvement Program (TIP) with the attached list of projects. This modification requires action from the Regional Council and the Transportation Commission but does not require an air quality conformity analysis or 30-day public comment period. The requested modification is listed with the attached resolution.

RECOMMENDATIONS:

WFRC staff recommends that the Regional Council make a motion “to approve the attached resolution to modify the 2026-2031 TIP as requested.”

CONTACT PERSON:

Ben Wuthrich (801) 647-3228, ben.wuthrich@wfrc.utah.gov

EXHIBITS:

Resolution adopting Amendment Five to the 2026-2031 TIP

RESOLUTION OF THE WASATCH FRONT REGIONAL COUNCIL
AMENDING THE 2026 - 2031
TRANSPORTATION IMPROVEMENT PROGRAM

- WHEREAS, the Wasatch Front Regional Council is the officially designated Metropolitan Planning Organization for the Salt Lake and the Ogden/ Layton Urbanized Areas and, as such, has the responsibility for developing a Transportation Improvement Program, and
- WHEREAS, a Transportation Improvement Program is to include all federally funded highway and transit projects scheduled for the next six years, and
- WHEREAS, the Utah Department of Transportation, the State Transportation Commission, the Utah Transit Authority, and the Wasatch Front Regional Council and its local jurisdictions desire to amend the 2026-2031 Transportation Improvement Program (TIP) to include and / or modify the projects on the attached project description list, and
- WHEREAS, the U.S. Department of Transportation Metropolitan Planning Regulations Paragraph 450.326(a) requires that “the TIP . . . be updated at least every four years, and be approved by the MPO and the Governor,” and
- WHEREAS, the Statewide Air Quality Implementation Plan includes traffic control measures for reducing air pollutant emissions for the Salt Lake and the Ogden/ Layton Urbanized Areas and budgets for mobile source emissions, and
- WHEREAS, the projects included in the proposed Transportation Improvement Program amendment are either included in Phase 1 of the Regional Transportation Plan or are not regionally significant, or are included in the 2026-2031 TIP or are exempt projects that do not need to be reviewed for air quality conformity and consistency with the State Implementation Plan according to 40 CFR Part 93.126 Table 2 Exempt Projects, and
- WHEREAS, the proposed Transportation Improvement Program amendment had a public review and comment opportunity at the Regional Council meeting on March 26, 2026, and all comments were carefully considered,

NOW THEREFORE LET IT BE RESOLVED, that the Wasatch Front Regional Council

- (1) Approves Amendment Five to the 2026-2031 Transportation Improvement Program as attached,
- (2) Finds that the TIP conforms to and is consistent with the State Implementation Plan for Salt Lake, Davis, western Weber, and southern Box Elder Counties, and
- (3) Finds that the development of the Transportation Improvement Program is based on a currently certified transportation planning process.

Mayor Dawn Ramsey
Chair
Wasatch Front Regional Council

Andrew S. Gruber
Executive Director
Wasatch Front Regional Council

Date: March 26, 2026

2026-2031 Transportation Improvement Program (TIP) (Amendment Five)

Board Modification

Change of Scope

Salt Lake Area													
Level of Conformity Analysis	County	Sponsor	Facility	FUNC	PIN	Project Location	Concept/ Type of Improvement	Funding Source	Project Estimated Cost	Currently Funded Amount	Action	Funding Amount	Year
1	Salt Lake	Salt Lake County	Various	Various	15919	Salt Lake County – Signal Interconnect	Project would install fiber or radio connections to the automated traffic management system (ATMS) network. Initial Scope - Consider 40 intersections for installation of fiber or radio connections to the ATMS network Change of Scope - Reduce the number of Intersections to 27	CMAQ_WFRC (Congestion Mitigation/ Air Quality (WFRC))	\$965,355	\$900,000	No Additional Funding	\$0	2026
								Local_Govt (Local Government Funds)		\$65,355		\$0	

Initial Scope The original project concept submitted in 2019 considered 40 intersections for installation of fiber or radio connections to the automated traffic management system (ATMS) network.

Additional Scope This request is a result of higher than expected construction costs and of the original 40 intersections, 8 intersections were done within another project and 5 intersections experienced significant cost increases due to necessary improvements beyond the scope of this project. Hence Salt Lake County requests to modify the scope to 27 intersection upgrades with fiber or radio.

Scope Change

Salt Lake Area													
Level of Conformity Analysis	County	Sponsor	Facility	FUNC	PIN	Project Location	Concept/ Type of Improvement	Funding Source	Project Estimated Cost	Currently Funded Amount	Action	Funding Amount	Year
1	Salt Lake/ Utah	UDOT	SR-154	Principal Arterial	22813	Enhanced Freeway Striping Phase II	Initial Scope -Enhance Striping on Bangerter Hwy from 4700 South to I-15 Additional Scope - Include Striping Enhancement on Bangerter Hwy from 2400 South to the Salt Lake International Airport	STP_FLX_ST (Surface Transportation Program - Flexible (Any Area) - Statewide)	\$4,760,000	\$4,760,000	No Additional Funding	\$0	2026

Initial Scope The project scope is to replace the existing striping on Bangerter Highway from I-15 to 4700 S with enhanced striping that improves durability and visibility, especially during wet and nighttime conditions.

Additional Scope The additional scope will extend this enhanced striping from 2400 S to the airport. With this modification, the entire length of Bangerter Highway will have enhanced striping upon completion of the Bangerter Interchange project. The section between 4700 S and 2400 S will be completed as part of the existing Bangerter Interchanges project.

Additional Funding

Ogden/ Layton Area													
Level of Conformity Analysis	County	Sponsor	Facility	FUNC	PIN	Project Location	Concept/ Type of Improvement	Funding Source	Project Estimated Cost	Currently Funded Amount	Action	Funding Amount	Year
2	Davis	Layton	Ped/ Bike Overpass	NA	20317	Kay's Creek Trail Ped/ Bike Overpass at the Layton FrontRunner Station	New Construction of Ped/ Bike Railroad Overpass	CARBON_O/L - (Federal Funds) (Carbon Reduction Program - Ogden/ Layton - WFRC))	\$12,883,791	\$800,000	Additional Funding		2026
								CMAQ_WFRC - (Federal Funds) (Congestion Mitigation/ Air Quality - Ogden/ Layton - WFRC))		\$1,764,160			
								LOCAL_GOV'T (Local Government Funding) (Layton City Prop 1, Layton City RAMP, Davis County 3rd Quarter, Utah Outdoor Rec. Rec Trails)		\$3,505,000		\$2,314,631	
								ST_TIF_ACT (State Transportation Investment Funds - Active Transportation)		\$4,500,000			

Project will construct a Pedestrian Overpass Bridge to Span the Width of the Union Pacific/ FrontRunner railway corridor and touch down immediately next to the FrontRunner Station. Elements of the pedestrian overpass proposed include an elevator as well as a stairway for accessing the bridge on each side. During the process of preparing the permitting and construction documents for bidding it was determined that the estimated cost of the overpass had increased. To date, the City has been able to secure the remaining funds.



WASATCH FRONT REGIONAL COUNCIL

DATE: March 19, 2026
AGENDA ITEM: 5c
SUBJECT: Obligations of federal transportation funds during FFY 2025
PREPARED BY: Ben Wuthrich, Transportation Improvement Program Coordinator

BACKGROUND:

The Infrastructure Investment and Jobs Act (IIJA), the most recent federal transportation authorization bill approved November 2021, requires all metropolitan planning organizations (MPO), state transportation departments, and public transportation operators to cooperate in preparing a report of federal funds obligated during the immediately preceding year. The WFRC staff, with the help of UDOT and UTA, has prepared a report of obligated federal, and local and state match funding during federal fiscal year 2025 (October 1, 2024, through September 30, 2025). For the State of Utah, these federal funds currently represent about twenty percent of the total highway and transit revenues.

RECOMMENDATION:

This item is for information only.

CONTACT PERSON:

Ben Wuthrich (801) 647-3228, ben.wuthrich@wfrc.utah.gov

EXHIBITS:

Summary of FFY 2025 Funds Obligated

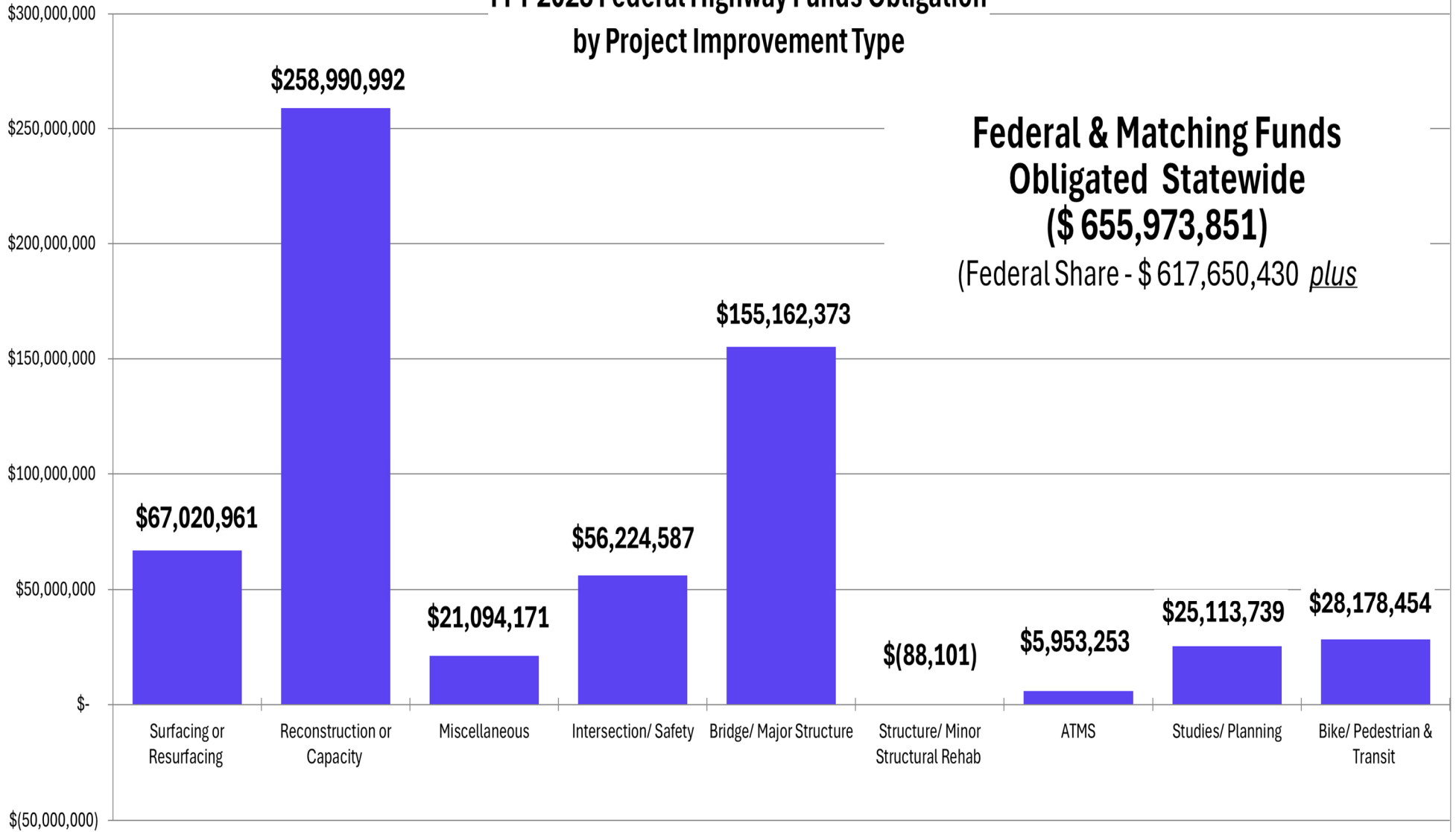
Obligation

The Federal Highway Administration (FHWA) defines “obligation” as the federal government’s legal commitment to reimburse the States or other entities for the Federal share of a project’s eligible costs.

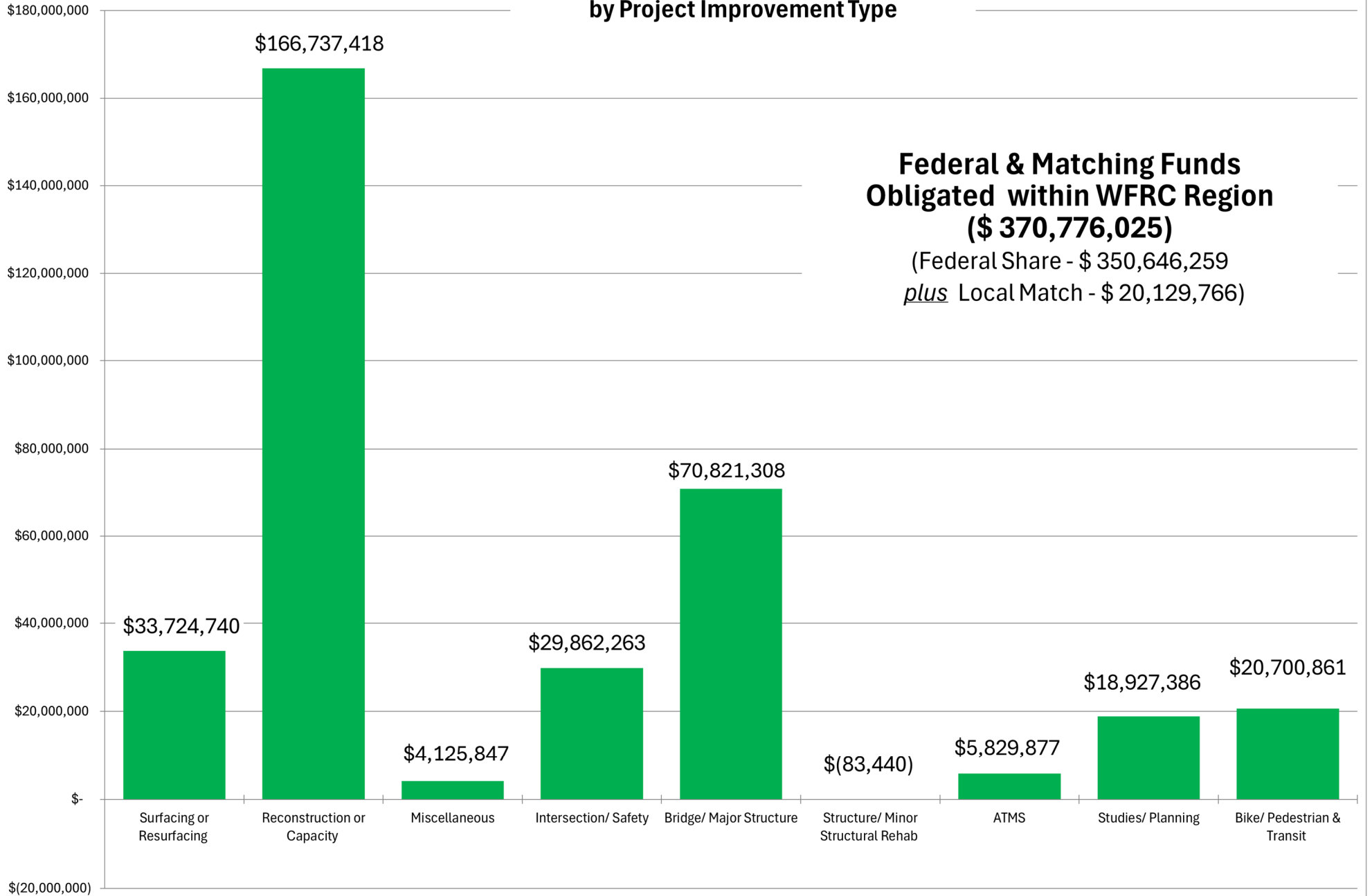
IIJA (The Infrastructure Investment and Jobs Act), most commonly known as the Bipartisan Infrastructure Bill and originally in the House as the INVEST in America Act, is a United States federal statute enacted by the 117th United States Congress and signed into law by President Joe Biden on November 15, 2021, requires all metropolitan planning organizations (MPO), state transportation departments, and public transportation operators to cooperate in preparing a report of federal funds obligated during the immediately preceding year. The WFRC staff, with the help of UDOT and UTA, has prepared a report of obligated federal, and local and state match funding during federal fiscal year 2025 (October 1, 2024 through September 30, 2025).

Statewide

FFY 2025 Federal Highway Funds Obligation by Project Improvement Type



WFRC Region
FFY 2025 Federal Highway Funds Obligation
by Project Improvement Type



WFRC Area

Federal Fiscal Year 2025 Projects
Obligated/ (De_Obligated)

Plan Fund Desc.	PIN	Index	Project Description	PIN Status	County	FMIS No.	Total Obligation	Federal Aid	State Match	Local Match	Total
STP - URBAN AREA SALT LAKE (WFRC)	8601	Spot Improvement - Operational	WASATCH BOULEVARD & 7650 SOUTH	Closed	SALT LAKE	F007016	126885.4219	126885.4219	0	\$ 9,214	\$ 136,099
STP - URBAN AREA SALT LAKE (WFRC)	8601	Spot Improvement - Operational	WASATCH BOULEVARD & 7650 SOUTH	Closed	SALT LAKE	F007016	110067.9297	110067.9297	0	\$ 7,993	\$ 118,061
STP - URBAN AREA SALT LAKE (WFRC)	8601	Spot Improvement - Operational	WASATCH BOULEVARD & 7650 SOUTH	Closed	SALT LAKE	F007016	-2021.910034	-2021.910034	0	(\$147)	(\$2,169)
STP - URBAN AREA SALT LAKE (WFRC)	8601	Spot Improvement - Operational	WASATCH BOULEVARD & 7650 SOUTH	Closed	SALT LAKE	F007016	-4661.5	-4661.5	0	(\$339)	(\$5,000)
STP - URBAN AREA SALT LAKE (WFRC)	8601	Spot Improvement - Operational	WASATCH BOULEVARD & 7650 SOUTH	Closed	SALT LAKE	F007016	-171568.9531	-171568.9531	0	(\$12,459)	(\$184,028)
STP SALT LAKE URBAN FUNDS @ 100 %	11985	Funding Pass Through	Transportation and Land Use Connection Program	Scoping	SALT LAKE	F009508	69922.5	69922.5	0	\$ 0	\$ 69,923
STP - BRIDGE FUNDS FOR STATE PROJECTS	12624	Structures Bridge Rehabilitation	Devils Slide Bridge, Near Croydon, 029014D	Physically Complete	MORGAN	F010107	0	0	0	\$ 0	\$ 0
STP - URBAN AREA SALT LAKE (WFRC)	13114	Intersection Improvements	9270 South & State Street; 150 East to State St.	Closed	SALT LAKE	F010559	-409426.4982	-409426.4982	0	(\$29,731)	(\$439,157)
CONGESTION MITIGATION/AIR QUALITY (WFRC)	13129	ATMS Project	10400 South & Bangerter Hwy; VMS North & South	Closed	SALT LAKE	F010574	-72900.98633	-72900.98633	-5293.780151	\$ 0	(\$78,195)
CONGESTION MITIGATION/AIR QUALITY (WFRC)	13130	Trails and Bikepaths	14600 South; Bike Lanes	Close Out	SALT LAKE	F010575	-108602.4668	-108602.4668	0	(\$7,886)	(\$116,489)
NAT'L HIGHWAY PERFORM PROG. BRIDGE ON	13323	Structures Bridge Replacement	I-80; Structure Replacement (MP 101 and 99)	Closed	VARIOUS	F010782	0.0078125	0.0078125	0.001220703	\$ 0	\$ 0
NAT'L HIGHWAY PERFORM PROGRAM - IM	13323	Structures Bridge Replacement	I-80; Structure Replacement (MP 101 and 99)	Closed	VARIOUS	F010782	0.012420654	0.012420654	0.000701904	\$ 0	\$ 0
STP - FLEXIBLE (ANY AREA) STATEWIDE	13323	Structures Bridge Replacement	I-80; Structure Replacement (MP 101 and 99)	Closed	VARIOUS	F010782	1301370.625	1301370.625	94500.47656	\$ 0	\$ 1,395,871
STP - FLEXIBLE (ANY AREA) STATEWIDE	13323	Structures Bridge Replacement	I-80; Structure Replacement (MP 101 and 99)	Closed	VARIOUS	F010782	-1301370.694	-1301370.694	-94500.47875	\$ 0	(\$1,395,871)
RAIL / HWY ELIM @90/10	13536	Railroad Related	UPRR Signal Preemption Upgrades	Closed	VARIOUS	F010994	-23813.93005	-23813.93005	-2645.989952	\$ 0	(\$26,460)
RAIL/HWY DEVICES WITH STATE MATCH	13536	Railroad Related	UPRR Signal Preemption Upgrades	Closed	VARIOUS	F010994	-13500	-13500	-1500	\$ 0	(\$15,000)
CMAQ WFRC @ 100 % PRO-RATA	13631	Ped & Bike	Salt Lake City - Bike Share Expansion (1)	Closed	SALT LAKE	F011086	121235.5678	121235.5678	0	\$ 0	\$ 121,236
CMAQ WFRC @ 100 % PRO-RATA	13631	Ped & Bike	Salt Lake City - Bike Share Expansion (1)	Closed	SALT LAKE	F011086	0.01	0.01	0	\$ 0	\$ 0

WFRC Area

Federal Fiscal Year 2025 Projects
Obligated/ (De_Obligated)

Plan Fund Desc.	PIN	Index	Project Description	PIN Status	County	FMIS No.	Total Obligation	Federal Aid	State Match	Local Match	Total
CMAQ WFRC @ 100 % PRO-RATA	13631	Ped & Bike	Salt Lake City - Bike Share Expansion (1)	Closed	SALT LAKE	F011086	-0.01	-0.01	0	\$ 0	(\$0)
HIF WITH PRO-RATA OF 80%	13822	Spot Improvement - Operational	I-15; SR-232 to I-84	Closed	VARIOUS	F011271	0	0	-0.009765625	\$ 0	(\$0)
HIGHWAY INFRASTRUCTURE - OGDEN/LAYTON	13822	Spot Improvement - Operational	I-15; SR-232 to I-84	Closed	VARIOUS	F011271	0	0	-0.0078125	\$ 0	(\$0)
NAT'L HIGHWAY PERFORM PROG. BRIDGE ON	13822	Spot Improvement - Operational	I-15; SR-232 to I-84	Closed	VARIOUS	F011271	0.0546875	0.0546875	-0.029785156	\$ 0	\$ 0
NAT'L HIGHWAY PERFORM PROG. NHS ROUTES	13822	Spot Improvement - Operational	I-15; SR-232 to I-84	Closed	VARIOUS	F011271	0	0	0	\$ 0	\$ 0
NAT'L HIGHWAY PERFORM PROGRAM - IM	13822	Spot Improvement - Operational	I-15; SR-232 to I-84	Closed	VARIOUS	F011271	2808.949951	2808.949951	173.5800018	\$ 0	\$ 2,983
NAT'L HIGHWAY PERFORM PROGRAM - IM	13822	Spot Improvement - Operational	I-15; SR-232 to I-84	Closed	VARIOUS	F011271	-2808.934326	-2808.934326	-173.5817108	\$ 0	(\$2,983)
STP - BRIDGE FUNDS FOR STATE PROJECTS	13822	Spot Improvement - Operational	I-15; SR-232 to I-84	Closed	VARIOUS	F011271	0.074279785	0.074279785	-0.002243042	\$ 0	\$ 0
STP - URBAN AREA OGDEN / LAYTON (WFRC)	13822	Spot Improvement - Operational	I-15; SR-232 to I-84	Closed	VARIOUS	F011271	121.5299988	121.5299988	8.819999695	\$ 0	\$ 130
STP - URBAN AREA OGDEN / LAYTON (WFRC)	13822	Spot Improvement - Operational	I-15; SR-232 to I-84	Closed	VARIOUS	F011271	-121.3034744	-121.3034744	-8.803383827	\$ 0	(\$130)
CRRSAA BILL - 2021 SALT LAKE	14034	Roadway Reconstruct - With Widening	500 West; 3300 South to 3900 South	Closed	SALT LAKE	F011462	0.015625	0.015625	0	\$ 0	\$ 0
STP - URBAN AREA SALT LAKE (WFRC)	14034	Roadway Reconstruct - With Widening	500 West; 3300 South to 3900 South	Closed	SALT LAKE	F011462	137794.125	137794.125	0	\$ 10,006	\$ 147,800
STP - URBAN AREA SALT LAKE (WFRC)	14034	Roadway Reconstruct - With Widening	500 West; 3300 South to 3900 South	Closed	SALT LAKE	F011462	-137794.1243	-137794.1243	0	(\$10,006)	(\$147,800)
STP - URBAN AREA SALT LAKE (WFRC)	14039	Roadway Reconstruct - With Widening	1300 West; 9400 South to 9000 South	Close Out	SALT LAKE	F011467	2109.26001	2109.26001	0	\$ 153	\$ 2,262
STP - URBAN AREA SALT LAKE (WFRC)	14041	Other Study	Highland Drive; Spring Lane to Fardown Avenue	Closed	SALT LAKE	F011469	41545.98047	41545.98047	0	\$ 3,017	\$ 44,563
STP - URBAN AREA SALT LAKE (WFRC)	14041	Other Study	Highland Drive; Spring Lane to Fardown Avenue	Closed	SALT LAKE	F011469	-41545.97949	-41545.97949	0	(\$3,017)	(\$44,563)
CONGESTION MITIGATION/AIR QUALITY (WFRC)	14050	ATMS Project	Connected Vehicle Deployment	Closed	SALT LAKE	F011478	0	0	0	\$ 0	\$ 0
HIGHWAY SAFETY IMPROVEMENT PROGRAM	14473	safety	Traffic & Safety Program Management Support FY22	Active	SALT LAKE	F011886	130522	130522	9478	\$ 0	\$ 140,000

WFRC Area

Federal Fiscal Year 2025 Projects
Obligated/ (De_Obligated)

Plan Fund Desc.	PIN	Index	Project Description	PIN Status	County	FMIS No.	Total Obligation	Federal Aid	State Match	Local Match	Total
HIGHWAY SAFETY IMPROVEMENT PROGAM	14473	safety	Traffic & Safety Program Management Support FY22	Active	SALT LAKE	F011886	27969	27969	2031	\$ 0	\$ 30,000
HIGHWAY SAFETY IMPROVEMENT PROGAM	14473	safety	Traffic & Safety Program Management Support FY22	Active	SALT LAKE	F011886	27036.69922	27036.69922	1963.300049	\$ 0	\$ 29,000
HIGHWAY SAFETY IMPROVEMENT PROGAM	14473	safety	Traffic & Safety Program Management Support FY22	Active	SALT LAKE	F011886	18646	18646	1354	\$ 0	\$ 20,000
STP - FLEXIBLE (ANY AREA) STATEWIDE	14517	Roadway Reconstruct - With Widening	SR-39; 4700 W. to Weber River Widening	Active	WEBER	F011929	1336918.25	1336918.25	97081.79688	\$ 0	\$ 1,434,000
CONGESTION MITIGATION/AIR QUALITY (WFRC)	14830	Roadway Reconstruct - With Widening	7800 S. Widening	Substantially Compl	SALT LAKE	F012227	-0.0078125	-0.0078125	0	(\$0)	(\$0)
STP - URBAN AREA SALT LAKE (WFRC)	14830	Roadway Reconstruct - With Widening	7800 S. Widening	Substantially Compl	SALT LAKE	F012227	0	0	0	\$ 0	\$ 0
CMAQ REDUCE PM 2.5 EMISSIONS	14845	ATMS Project	ATMS; Ogden Advance Signal Detection	Closed	WEBER	F012236	-73289.24103	-73289.24103	-5321.960289	\$ 0	(\$78,611)
CONGESTION MITIGATION/AIR QUALITY (WFRC)	14850	Intersection Improvements	SR-60; Round-About at Ritter Drive, Riverdale	Active	WEBER	F012241	144506.5	144506.5	0	\$ 10,494	\$ 155,000
CONGESTION MITIGATION/AIR QUALITY (WFRC)	14850	Intersection Improvements	SR-60; Round-About at Ritter Drive, Riverdale	Active	WEBER	F012241	38690.44922	38690.44922	0	\$ 2,810	\$ 41,500
TRANSPORTATION ALT PROGRAM - WFRC	14947	Trails and Bikepaths	7800 So Jordan River Pedestrian Bridge at 1100 W	Under Construction	SALT LAKE	F012337	0	0	0	\$ 0	\$ 0
CONGESTION MITIGATION/AIR QUALITY (MAG)	14988	Railroad	Springville Sharp/Tintic RR Connection	Scoping	SALT LAKE	F012378	1211990	1211990	0	\$ 0	\$ 1,211,990
CONGESTION MITIGATION/AIR QUALITY (WFRC)	15040	Safety	SHRP2 Implementation Plan - Incident Management	Closed	VARIOUS	F012449	0	0	0	\$ 0	\$ 0
HIGHWAY SAFETY IMPROVEMENT PROGAM	15276	Railroad	Region 2 Queue Cutters	Closed	SALT LAKE	F012677	-264011.3125	-264011.3125	-19171.48047	\$ 0	(\$283,183)
RAIL / HWY ELIM @90/10	15276	Railroad	Region 2 Queue Cutters	Closed	SALT LAKE	F012677	0	0	0	\$ 0	\$ 0
RAIL/HIGHWAY DEVICES @90/10	15276	Railroad	Region 2 Queue Cutters	Closed	SALT LAKE	F012677	115016.7109	115016.7109	12779.63965	\$ 0	\$ 127,796
RAIL/HIGHWAY DEVICES @90/10	15276	Railroad	Region 2 Queue Cutters	Closed	SALT LAKE	F012677	0	0	-0.010253906	\$ 0	(\$0)
RAIL/HIGHWAY DEVICES @90/10	15276	Railroad	Region 2 Queue Cutters	Closed	SALT LAKE	F012677	-1759.02002	-1759.02002	-195.4499969	\$ 0	(\$1,954)
RAIL/HIGHWAY DEVICES @90/10	15276	Railroad	Region 2 Queue Cutters	Closed	SALT LAKE	F012677	-113257.5928	-113257.5928	-12584.16977	\$ 0	(\$125,842)

WFRC Area

Federal Fiscal Year 2025 Projects
Obligated/ (De_Obligated)

Plan Fund Desc.	PIN	Index	Project Description	PIN Status	County	FMIS No.	Total Obligation	Federal Aid	State Match	Local Match	Total
RAIL/HWY DEVICES WITH STATE MATCH	15276	Railroad	Region 2 Queue Cutters	Closed	SALT LAKE	F012677	449932.1719	449932.1719	49992.45996	\$ 0	\$ 499,925
RAIL/HWY DEVICES WITH STATE MATCH	15276	Railroad	Region 2 Queue Cutters	Closed	SALT LAKE	F012677	111498.4688	111498.4688	12388.71973	\$ 0	\$ 123,887
RAIL/HWY DEVICES WITH STATE MATCH	15276	Railroad	Region 2 Queue Cutters	Closed	SALT LAKE	F012677	-564051.2222	-564051.2222	-62672.35791	\$ 0	(\$626,724)
RAIL/HWY HAZARD ELIM W/ STATE MATCH	15276	Railroad	Region 2 Queue Cutters	Closed	SALT LAKE	F012677	-507833.9316	-507833.9316	-56425.98926	\$ 0	(\$564,260)
HIGHWAY SAFETY IMPROVEMENT PROGAM	15283	ATMS Project	I-84; MP 88.3-109.3; INSTALL SENSORS & VMS BOARDS	Closed	VARIOUS	F012684	-925.6500244	-925.6500244	-67.22000122	\$ 0	(\$993)
STP - FLEXIBLE (ANY AREA) STATEWIDE	15615	safety	SR-190 to NB I-215 (Knudsen's)	Closed	SALT LAKE	F012979	-625.7999884	-625.7999884	-45.44000698	\$ 0	(\$671)
STP - FLEXIBLE (ANY AREA) STATEWIDE	15619	safety	I-15 NB On-Ramp at SR-173	Closed	SALT LAKE	F012983	107929.7266	107929.7266	7837.430176	\$ 0	\$ 115,767
STP - FLEXIBLE (ANY AREA) STATEWIDE	15619	safety	I-15 NB On-Ramp at SR-173	Closed	SALT LAKE	F012983	-110570.6481	-110570.6481	-8029.209981	\$ 0	(\$118,600)
NAT'L HIGHWAY PERFORM PROG. NHS ROUTES	15677	Roadway Reconstruct - Without Widening	US-89; SR-126 to Perry	Under Construction	BOX ELDER	F013038	233075	233075	16925	\$ 0	\$ 250,000
NAT'L HIGHWAY PERFORM PROG. NHS ROUTES	15677	Roadway Reconstruct - Without Widening	US-89; SR-126 to Perry	Under Construction	BOX ELDER	F013038	5196.120117	5196.120117	377.3200073	\$ 0	\$ 5,573
STP - FLEXIBLE (ANY AREA) STATEWIDE	15688	Roadway Minor Rehab - Purple Book	I-80; 1300 E to 2300 E and I-215; 3300 S to 4500 S	Contract Complete	SALT LAKE	F013049	186460	186460	13540	\$ 0	\$ 200,000
NAT'L HIGHWAY PERFORM PROG. NHS ROUTES	15689	Roadway Reconstruct - Without Widening	I-215; SR-201 to North Temple	Under Construction	SALT LAKE	F013050	41853930.27	41853930.27	3039269.622	\$ 0	\$ 44,893,200
NAT'L HIGHWAY PERFORM PROG. NHS ROUTES	15689	Roadway Reconstruct - Without Widening	I-215; SR-201 to North Temple	Under Construction	SALT LAKE	F013050	9323000	9323000	677000	\$ 0	\$ 10,000,000
NAT'L HIGHWAY PERFORM PROG. NHS ROUTES	15689	Roadway Reconstruct - Without Widening	I-215; SR-201 to North Temple	Under Construction	SALT LAKE	F013050	3036314.75	3036314.75	220485.3594	\$ 0	\$ 3,256,800
NAT'L HIGHWAY PERFORM PROG. NHS ROUTES	15689	Roadway Reconstruct - Without Widening	I-215; SR-201 to North Temple	Under Construction	SALT LAKE	F013050	46615	46615	3385	\$ 0	\$ 50,000
STP - FLEXIBLE (ANY AREA) STATEWIDE	15689	Roadway Reconstruct - Without Widening	I-215; SR-201 to North Temple	Under Construction	SALT LAKE	F013050	43916592	43916592	3189052.25	\$ 0	\$ 47,105,644
STP - FLEXIBLE (ANY AREA) STATEWIDE	15689	Roadway Reconstruct - Without Widening	I-215; SR-201 to North Temple	Under Construction	SALT LAKE	F013050	3939808	3939808	286093.5313	\$ 0	\$ 4,225,902
STP - URBAN AREA OGDEN / LAYTON (WFRC)	15905	Roadway Reconstruct - Without Widening	3600 West; 2600 N to 1975 N, Plain City	Active	WEBER	F013203	166974.9375	166974.9375	0	\$ 12,125	\$ 179,100

WFRC Area

Federal Fiscal Year 2025 Projects
Obligated/ (De_Obligated)

Plan Fund Desc.	PIN	Index	Project Description	PIN Status	County	FMIS No.	Total Obligation	Federal Aid	State Match	Local Match	Total
STP - URBAN AREA OGDEN / LAYTON (WFRC)	15905	Roadway Reconstruct - Without Widening	3600 West; 2600 N to 1975 N, Plain City	Active	WEBER	F013203	65261	65261	0	\$ 4,739	\$ 70,000
STP - URBAN AREA OGDEN / LAYTON (WFRC)	15905	Roadway Reconstruct - Without Widening	3600 West; 2600 N to 1975 N, Plain City	Active	WEBER	F013203	37292	37292	0	\$ 2,708	\$ 40,000
STP - URBAN AREA OGDEN / LAYTON (WFRC)	15905	Roadway Reconstruct - Without Widening	3600 West; 2600 N to 1975 N, Plain City	Active	WEBER	F013203	9323	9323	0	\$ 677	\$ 10,000
STP - URBAN AREA SALT LAKE (WFRC)	15908	Roadway Reconstruct - Without Widening	1300 East; 2100 South to Southern City Boundary	Under Construction	SALT LAKE	F013206	7318029.798	7318029.798	0	\$ 531,407	\$ 7,849,437
STP - URBAN AREA SALT LAKE (WFRC)	15908	Roadway Reconstruct - Without Widening	1300 East; 2100 South to Southern City Boundary	Under Construction	SALT LAKE	F013206	572946.8125	572946.8125	0	\$ 41,605	\$ 614,552
STP - URBAN AREA SALT LAKE (WFRC)	15910	Roadway Reconstruct - Without Widening	2700 West; 10000 S to 10200 S, Recon - So Jordan	Closed	SALT LAKE	F013208	0	0	0	\$ 0	\$ 0
STP - URBAN AREA SALT LAKE (WFRC)	15911	Roadway Reconstruct - Without Widening	900 East; 3900 S to 4500 S, Safety/ Recon, Millcre	Close Out	SALT LAKE	F013209	0	0	0	\$ 0	\$ 0
STP - URBAN AREA SALT LAKE (WFRC)	15913	Roadway New Construction (New Alignment)	4150 West from Majestic Rise Parkway to 12600 So.	Closed	SALT LAKE	F013211	-10003.16988	-10003.16988	0	(\$726)	(\$10,730)
STP SALT LAKE URBAN FUNDS @ 100 %	15913	Roadway New Construction (New Alignment)	4150 West from Majestic Rise Parkway to 12600 So.	Closed	SALT LAKE	F013211	0	0	0	(\$385,182)	(\$385,182)
HIGHWAY INFRASTRUCTURE - SALT LAKE	15914	Intersection Improvements	Riverfront Parkway; 11050 S to 11400 S, Widen	Under Construction	SALT LAKE	F013212	0.000976563	0.000976563	0	(\$0)	(\$0)
STP - URBAN AREA SALT LAKE (WFRC)	15914	Intersection Improvements	Riverfront Parkway; 11050 S to 11400 S, Widen	Under Construction	SALT LAKE	F013212	1734602.465	1734602.465	0	\$ 125,960	\$ 1,860,563
STP - URBAN AREA SALT LAKE (WFRC)	15914	Intersection Improvements	Riverfront Parkway; 11050 S to 11400 S, Widen	Under Construction	SALT LAKE	F013212	512671.7813	512671.7813	0	\$ 37,228	\$ 549,900
CONGESTION MITIGATION/AIR QUALITY (WFRC)	15917	Intersection Improvements	PARRISH LN (SR105) 400 WEST INTERSEC CENTERVILLE	Substantially Compl	DAVIS	F013215	0	0	0	(\$0)	(\$0)
CRRSAA FUND FOR 2021- OGDEN LAYTON	15917	Intersection Improvements	PARRISH LN (SR105) 400 WEST INTERSEC CENTERVILLE	Substantially Compl	DAVIS	F013215	0	0	0	\$ 0	\$ 0
CMAQ REDUCE PM 2.5 EMISSIONS	15921	Intersection Improvements	5300 South & College Dr Intersection - Murray	Closed	SALT LAKE	F013219	-19926.9292	-19926.9292	0	(\$1,447)	(\$21,374)
STP - FLEXIBLE (ANY AREA) STATEWIDE	15921	Intersection Improvements	5300 South & College Dr Intersection - Murray	Closed	SALT LAKE	F013219	-6153.180176	-6153.180176	0	(\$447)	(\$6,600)
STP - FLEXIBLE (ANY AREA) STATEWIDE	15921	Intersection Improvements	5300 South & College Dr Intersection - Murray	Closed	SALT LAKE	F013219	-71119.58032	-71119.58032	0	(\$5,164)	(\$76,284)
NAT'L HIGHWAY PERFORM PROG. BRIDGE ON	15935	Structures Bridge Rehabilitation	I-80 over Surplus Canal Deck Rehab (0F 419)	Closed	SALT LAKE	F013233	-44296.84308	-44296.84308	-3216.670898	\$ 0	(\$47,514)

WFRC Area

Federal Fiscal Year 2025 Projects
Obligated/ (De_Obligated)

Plan Fund Desc.	PIN	Index	Project Description	PIN Status	County	FMIS No.	Total Obligation	Federal Aid	State Match	Local Match	Total
NAT'L HIGHWAY PERFORM PROG. NHS ROUTES	15935	Structures Bridge Rehabilitation	I-80 over Surplus Canal Deck Rehab (0F 419)	Closed	SALT LAKE	F013233	43364.57031	43364.57031	3148.969971	\$ 0	\$ 46,514
STP - BRIDGE FUNDS FOR STATE PROJECTS	16162	Bridge Inspection	Bridge Inspection Program (2022 - 2026)	Scoping	SALT LAKE	F013447	2237519.938	2237519.938	162479.9961	\$ 0	\$ 2,400,000
STP - BRIDGE FUNDS FOR STATE PROJECTS	16162	Bridge Inspection	Bridge Inspection Program (2022 - 2026)	Scoping	SALT LAKE	F013447	136110.4531	136110.4531	9883.80957	\$ 0	\$ 145,994
NAT'L HIGHWAY PERFORM PROG. NHS ROUTES	16215	Roadway Preventative Maintenance	US-89; 10600 South to 9000 South	Closed	SALT LAKE	F013505	-20195.4484	-20195.4484	-1466.520395	\$ 0	(\$21,662)
STP - FLEXIBLE (ANY AREA) STATEWIDE	16219	Roadway Minor Rehab - Purple Book	SR-196; MP 24 to I-80	Closed	TOOELE	F013509	-14190.27051	-14190.27051	-1030.440033	\$ 0	(\$15,221)
STP - FLEXIBLE (ANY AREA) STATEWIDE	16219	Roadway Minor Rehab - Purple Book	SR-196; MP 24 to I-80	Closed	TOOELE	F013509	-78986.85938	-78986.85938	-5735.720215	\$ 0	(\$84,723)
STP - FLEXIBLE (ANY AREA) STATEWIDE	16219	Roadway Minor Rehab - Purple Book	SR-196; MP 24 to I-80	Closed	TOOELE	F013509	-115688.1719	-115688.1719	-8400.820313	\$ 0	(\$124,089)
STP - FLEXIBLE (ANY AREA) STATEWIDE	16219	Roadway Minor Rehab - Purple Book	SR-196; MP 24 to I-80	Closed	TOOELE	F013509	-350461.8438	-350461.8438	-25449.17969	\$ 0	(\$375,911)
HIGHWAY SAFETY IMPROVEMENT PROGRAM	16331	Spot Improvement - Safety	Traffic & Safety Program Management Support FY21	Closed	SALT LAKE	F013595	-39.34999847	-39.34999847	-2.859999895	\$ 0	(\$42)
NAT'L HIGHWAY PERFORM PROG. BRIDGE ON	16490	Structures Bridge Replacement	700 W, 300 W & TRAX over I-215 Bridge Rehabs	Close Out	SALT LAKE	F013739	48285.73828	48285.73828	3506.320068	\$ 0	\$ 51,792
NAT'L HIGHWAY PERFORM PROG. BRIDGE ON	16490	Structures Bridge Replacement	700 W, 300 W & TRAX over I-215 Bridge Rehabs	Close Out	SALT LAKE	F013739	-48285.73926	-48285.73926	-3506.320068	\$ 0	(\$51,792)
STP - BRIDGE FUNDS FOR STATE PROJECTS	16490	Structures Bridge Replacement	700 W, 300 W & TRAX over I-215 Bridge Rehabs	Close Out	SALT LAKE	F013739	0	0	0	\$ 0	\$ 0
NAT'L HIGHWAY PERFORM PROG. BRIDGE ON	16512	Structures Preventative Maintenance	4300 N over UPRR Bridge Preservation, 029007F	Closed	MORGAN	F013761	2835.060059	2835.060059	0	\$ 206	\$ 3,041
NAT'L HIGHWAY PERFORM PROG. BRIDGE ON	16512	Structures Preventative Maintenance	4300 N over UPRR Bridge Preservation, 029007F	Closed	MORGAN	F013761	654.5700073	654.5700073	0	\$ 48	\$ 702
NAT'L HIGHWAY PERFORM PROG. BRIDGE ON	16512	Structures Preventative Maintenance	4300 N over UPRR Bridge Preservation, 029007F	Closed	MORGAN	F013761	-771326.1409	-771326.1409	0	(\$56,011)	(\$827,337)
STP - FLEXIBLE (ANY AREA) STATEWIDE	16530	Roadway Preventative Maintenance	SR-203; US-89 - SR-39	Substantially Compl	WEBER	F013779	-574294.5625	-574294.5625	-41703.03906	\$ 0	(\$615,998)
STP - SMALL URBAN (JHC)	16588	New Construction	Tom's Lane South Extension	Under Construction	TOOELE	F013836	0	0	0	\$ 0	\$ 0
STP - BRIDGE FUNDS FOR STATE PROJECTS	16638	Structures Preventative Maintenance	Structural Load Rating Maintenance (2022 - 2026)	Scoping	SALT LAKE	F013886	419535	419535	30465	\$ 0	\$ 450,000

WFRC Area

Federal Fiscal Year 2025 Projects
Obligated/ (De_Obligated)

Plan Fund Desc.	PIN	Index	Project Description	PIN Status	County	FMIS No.	Total Obligation	Federal Aid	State Match	Local Match	Total
STP - BRIDGE FUNDS FOR STATE PROJECTS	16638	Structures Preventative Maintenance	Structural Load Rating Maintenance (2022 - 2026)	Scoping	SALT LAKE	F013886	264861.8125	264861.8125	19233.23047	\$ 0	\$ 284,095
HIGHWAY SAFETY IMPROVEMENT PROGAM	16668	Intersection Improvements	SR-97; Intersection Improvements at 5100 West	Closed	WEBER	F013916	-912.25	-912.25	-66.23999786	\$ 0	(\$978)
HIGHWAY SAFETY IMPROVEMENT PROGAM	16668	Intersection Improvements	SR-97; Intersection Improvements at 5100 West	Closed	WEBER	F013916	-9376.67041	-9376.67041	-680.8999939	\$ 0	(\$10,058)
STP - URBAN AREA SALT LAKE (WFRC)	16921	Intersection Improvements	Monroe and 90th Street (SR-209) Intersection Imp	Closed	SALT LAKE	F014149	2609.399902	2609.399902	0	\$ 189	\$ 2,799
STP - URBAN AREA SALT LAKE (WFRC)	16921	Intersection Improvements	Monroe and 90th Street (SR-209) Intersection Imp	Closed	SALT LAKE	F014149	-2609.399902	-2609.399902	0	(\$189)	(\$2,799)
STP - URBAN AREA SALT LAKE (WFRC)	16923	Roadway Reconstruct - Without Widening	1300 East; Waynes World to Nashi Lane - Draper	Closed	SALT LAKE	F014151	-0.015625	-0.015625	0	(\$0)	(\$0)
STP - URBAN AREA SALT LAKE (WFRC)	16925	Roadway Reconstruct - With Widening	700 West; 3300 South to 3900 South	Under Construction	SALT LAKE	F014153	5297203.828	5297203.828	0	\$ 384,662	\$ 5,681,866
STP - URBAN AREA SALT LAKE (WFRC)	16925	Roadway Reconstruct - With Widening	700 West; 3300 South to 3900 South	Under Construction	SALT LAKE	F014153	853473.9304	853473.9304	0	\$ 61,976	\$ 915,450
CONGESTION MITIGATION/AIR QUALITY (WFRC)	16927	Ped & Bike	7000 South & 1500 West Pedestrian Bridge	Under Construction	SALT LAKE	F014155	457748.0391	457748.0391	0	\$ 33,240	\$ 490,988
CONGESTION MITIGATION/AIR QUALITY (WFRC)	16927	Ped & Bike	7000 South & 1500 West Pedestrian Bridge	Under Construction	SALT LAKE	F014155	398508.2813	398508.2813	0	\$ 28,938	\$ 427,446
CONGESTION MITIGATION/AIR QUALITY (WFRC)	16927	Ped & Bike	7000 South & 1500 West Pedestrian Bridge	Under Construction	SALT LAKE	F014155	13463.34961	13463.34961	0	\$ 978	\$ 14,441
STP - URBAN AREA SALT LAKE (WFRC)	16927	Ped & Bike	7000 South & 1500 West Pedestrian Bridge	Under Construction	SALT LAKE	F014155	1804013.5	1804013.5	0	\$ 131,000	\$ 1,935,014
STP - URBAN AREA SALT LAKE (WFRC)	16927	Ped & Bike	7000 South & 1500 West Pedestrian Bridge	Under Construction	SALT LAKE	F014155	8461.080078	8461.080078	0	\$ 614	\$ 9,075
STP - URBAN AREA SALT LAKE (WFRC)	16927	Ped & Bike	7000 South & 1500 West Pedestrian Bridge	Under Construction	SALT LAKE	F014155	-8461.080078	-8461.080078	0	(\$614)	(\$9,075)
STP - URBAN AREA SALT LAKE (WFRC)	16928	Roadway Reconstruct - Without Widening	8000 West; 3100 S to 2450 South - Magna	Active	SALT LAKE	F014156	582594.25	582594.25	0	\$ 42,306	\$ 624,900
STP - URBAN AREA SALT LAKE (WFRC)	16928	Roadway Reconstruct - Without Widening	8000 West; 3100 S to 2450 South - Magna	Active	SALT LAKE	F014156	199225	199225	0	\$ 14,467	\$ 213,692
STP - URBAN AREA SALT LAKE (WFRC)	16930	Roadway Reconstruct - Without Widening	3900 South; 2300 East to Wasatch Blvd	Closed	SALT LAKE	F014158	448044.0625	448044.0625	0	\$ 32,535	\$ 480,579
STP - URBAN AREA SALT LAKE (WFRC)	16930	Roadway Reconstruct - Without Widening	3900 South; 2300 East to Wasatch Blvd	Closed	SALT LAKE	F014158	-448044.0313	-448044.0313	0	(\$32,535)	(\$480,579)

WFRC Area

Federal Fiscal Year 2025 Projects
Obligated/ (De_Obligated)

Plan Fund Desc.	PIN	Index	Project Description	PIN Status	County	FMIS No.	Total Obligation	Federal Aid	State Match	Local Match	Total
STP - URBAN AREA OGDEN / LAYTON (WFRC)	16933	Trails and Bikepaths	Main Street (SR-106); Park Lane to Shepard Lane	Advertised	DAVIS	F014161	3950965.601	3950965.601	0	\$ 286,904	\$ 4,237,869
STP - URBAN AREA OGDEN / LAYTON (WFRC)	16933	Trails and Bikepaths	Main Street (SR-106); Park Lane to Shepard Lane	Advertised	DAVIS	F014161	559380	559380	0	\$ 40,620	\$ 600,000
STP - URBAN AREA OGDEN / LAYTON (WFRC)	16933	Trails and Bikepaths	Main Street (SR-106); Park Lane to Shepard Lane	Advertised	DAVIS	F014161	462475.8125	462475.8125	0	\$ 33,583	\$ 496,059
STP - URBAN AREA OGDEN / LAYTON (WFRC)	16933	Trails and Bikepaths	Main Street (SR-106); Park Lane to Shepard Lane	Advertised	DAVIS	F014161	386718.0313	386718.0313	0	\$ 28,082	\$ 414,800
STP - URBAN AREA OGDEN / LAYTON (WFRC)	16933	Trails and Bikepaths	Main Street (SR-106); Park Lane to Shepard Lane	Advertised	DAVIS	F014161	186460	186460	0	\$ 13,540	\$ 200,000
TIFIA STP URBAN OGDEN/LAYTON (WFRC)	16933	Trails and Bikepaths	Main Street (SR-106); Park Lane to Shepard Lane	Advertised	DAVIS	F014161	1000000	1000000	72616.10938	\$ 0	\$ 1,072,616
STP - URBAN AREA OGDEN / LAYTON (WFRC)	16936	Roadway Reconstruct - Without Widening	Chimes View from Riverdale Rd to Country Club Dr.	Active	WEBER	F014164	452165.5	452165.5	0	\$ 32,835	\$ 485,000
STP - URBAN AREA OGDEN / LAYTON (WFRC)	16936	Roadway Reconstruct - Without Widening	Chimes View from Riverdale Rd to Country Club Dr.	Active	WEBER	F014164	45637.94922	45637.94922	0	\$ 3,314	\$ 48,952
STP - URBAN AREA OGDEN / LAYTON (WFRC)	16936	Roadway Reconstruct - Without Widening	Chimes View from Riverdale Rd to Country Club Dr.	Active	WEBER	F014164	37292	37292	0	\$ 2,708	\$ 40,000
STP - URBAN AREA OGDEN / LAYTON (WFRC)	16936	Roadway Reconstruct - Without Widening	Chimes View from Riverdale Rd to Country Club Dr.	Active	WEBER	F014164	0	0	0	\$ 0	\$ 0
TRANSPORTATION ALT PROGRAM - WFRC	16948	Ped & Bike	2600 East Sidewalk; 7609 South to 7640 South	Closed	SALT LAKE	F014176	0	0	0	\$ 0	\$ 0
STP - FLEXIBLE (ANY AREA) STATEWIDE	17296	High Volume Pavement Rehabilitation	SR-186; 2100 E. to Stringham Ave	Physically Complete	SALT LAKE	F014465	-139845	-139845	-10155	\$ 0	(\$150,000)
STP - FLEXIBLE (ANY AREA) STATEWIDE	17304	Roadway Preventative Maintenance	SR-266; I-15 to 700 E.	Closed	SALT LAKE	F014473	46283.25	46283.25	3360.909912	\$ 0	\$ 49,644
STP - FLEXIBLE (ANY AREA) STATEWIDE	17304	Roadway Preventative Maintenance	SR-266; I-15 to 700 E.	Closed	SALT LAKE	F014473	-92737.04883	-92737.04883	-6734.200012	\$ 0	(\$99,471)
RAIL/HWY HAZARD ELIM @100 %	17344	Railroad	2100 South Queue Cutter	Under Construction	SALT LAKE	F014511	507833.9335	507833.9335	0	\$ 0	\$ 507,834
RAIL/HWY HAZARD ELIM @100 %	17344	Railroad	2100 South Queue Cutter	Under Construction	SALT LAKE	F014511	140166.0625	140166.0625	0	\$ 0	\$ 140,166
RAIL/HWY HAZARD ELIM @100 %	17344	Railroad	2100 South Queue Cutter	Under Construction	SALT LAKE	F014511	115000	115000	0	\$ 0	\$ 115,000
RAIL/HWY HAZARD ELIM @100 %	17344	Railroad	2100 South Queue Cutter	Under Construction	SALT LAKE	F014511	14200	14200	0	\$ 0	\$ 14,200

WFRC Area

Federal Fiscal Year 2025 Projects
Obligated/ (De_Obligated)

Plan Fund Desc.	PIN	Index	Project Description	PIN Status	County	FMIS No.	Total Obligation	Federal Aid	State Match	Local Match	Total
BRIDGE FORMULA PROG MAIN W LOCAL MATCH	17371	Structures Bridge Replacement	BFP: Weber County (2) Bridge Replacements	Contract Complete	WEBER	F014537	0	0	0	\$ 0	\$ 0
STP - FLEXIBLE (ANY AREA) STATEWIDE	17396	Structures Bridge Replacement	SR-111; 7600 South and 5500 South Bridge Removals	Closed	SALT LAKE	F014559	183436.5156	183436.5156	13320.4502	\$ 0	\$ 196,757
STP - FLEXIBLE (ANY AREA) STATEWIDE	17396	Structures Bridge Replacement	SR-111; 7600 South and 5500 South Bridge Removals	Closed	SALT LAKE	F014559	-18633.39977	-18633.39977	-1353.09001	\$ 0	(\$19,986)
STP - FLEXIBLE (ANY AREA) STATEWIDE	17396	Structures Bridge Replacement	SR-111; 7600 South and 5500 South Bridge Removals	Closed	SALT LAKE	F014559	-37808.42969	-37808.42969	-2745.5	\$ 0	(\$40,554)
STP - FLEXIBLE (ANY AREA) STATEWIDE	17396	Structures Bridge Replacement	SR-111; 7600 South and 5500 South Bridge Removals	Closed	SALT LAKE	F014559	-740611.9329	-740611.9329	-53780.34978	\$ 0	(\$794,392)
STP - FLEXIBLE (ANY AREA) STATEWIDE	17418	Roadway Reconstruct - Without Widening	US-91; I-15 to SR-13	Close Out	BOX ELDER	F014581	-139843.5469	-139843.5469	-10154.88965	\$ 0	(\$149,998)
STP - FLEXIBLE (ANY AREA) STATEWIDE	17422	High Volume Pavement Rehabilitation	SR-39; SR-203 to SR-158	Closed	WEBER	F014585	-199163.6837	-199163.6837	-14462.49022	\$ 0	(\$213,626)
NAT'L HIGHWAY PERFORM PROGRAM - IM	17428	Roadway Reconstruct - Without Widening	I-84; US-89 to SR-167	Close Out	VARIOUS	F014591	-285753.4336	-285753.4336	-17658.58032	\$ 0	(\$303,412)
NAT'L HIGHWAY PERFORM PROGRAM - IM	17430	Roadway Preventative Maintenance	I-84; Rattlesnake to Howell	Closed	BOX ELDER	F014593	-1042755.711	-1042755.711	-64438.71045	\$ 0	(\$1,107,194)
STP - FLEXIBLE (ANY AREA) STATEWIDE	17431	Roadway Preventative Maintenance	SR-235; 400 North to SR-134	Closed	WEBER	F014594	0	0	0	\$ 0	\$ 0
BRIDGE FORMULA PROGRAM - MAIN	17440	Structures Bridge Rehabilitation	BFP: Holladay City Bridge Replacement 035131D	Substantially Compl	SALT LAKE	F014603	4301.549805	4301.549805	312.3599854	\$ 0	\$ 4,614
BRIDGE FORMULA PROGRAM - MAIN	17440	Structures Bridge Rehabilitation	BFP: Holladay City Bridge Replacement 035131D	Substantially Compl	SALT LAKE	F014603	-4301.549805	-4301.549805	-312.3599854	\$ 0	(\$4,614)
BRIDGE FORMULA PROGRAM - MAIN	17440	Structures Bridge Rehabilitation	BFP: Holladay City Bridge Replacement 035131D	Substantially Compl	SALT LAKE	F014603	-177228.7969	-177228.7969	-12869.66992	\$ 0	(\$190,098)
HIGHWAY SAFETY IMPROVEMENT PROGAM	17510	Spot Improvement - Safety	SR-126; MP 10.73, Free Right Elimination	Close Out	WEBER	F014671	53376.04004	53376.04004	3875.959961	\$ 0	\$ 57,252
NAT'L HIGHWAY PERFORM PROG. NHS ROUTES	17627	Roadway Reconstruct - With Widening	SR-68: 6200 South to I-215	Substantially Compl	SALT LAKE	F014786	195783	195783	14217	\$ 0	\$ 210,000
STP - FLEXIBLE (ANY AREA) STATEWIDE	17627	Roadway Reconstruct - With Widening	SR-68: 6200 South to I-215	Substantially Compl	SALT LAKE	F014786	813274.1094	813274.1094	59056.7998	\$ 0	\$ 872,331
STP - FLEXIBLE (ANY AREA) STATEWIDE	17627	Roadway Reconstruct - With Widening	SR-68: 6200 South to I-215	Substantially Compl	SALT LAKE	F014786	2839.23999	2839.23999	206.1699982	\$ 0	\$ 3,045
STP - FLEXIBLE (ANY AREA) STATEWIDE	17627	Roadway Reconstruct - With Widening	SR-68: 6200 South to I-215	Substantially Compl	SALT LAKE	F014786	-2839.23999	-2839.23999	-206.1699982	\$ 0	(\$3,045)

WFRC Area

Federal Fiscal Year 2025 Projects
Obligated/ (De_Obligated)

Plan Fund Desc.	PIN	Index	Project Description	PIN Status	County	FMIS No.	Total Obligation	Federal Aid	State Match	Local Match	Total
STP - FLEXIBLE (ANY AREA) STATEWIDE	17627	Roadway Reconstruct - With Widening	SR-68: 6200 South to I-215	Substantially Compl	SALT LAKE	F014786	-813274.103	-813274.103	-59056.80054	\$ 0	(\$872,331)
STP - URBAN AREA SALT LAKE (WFRC)	17627	Roadway Reconstruct - With Widening	SR-68: 6200 South to I-215	Substantially Compl	SALT LAKE	F014786	0	0	0	\$ 0	\$ 0
STP - FLEXIBLE (ANY AREA) STATEWIDE	17638	Spot Improvement - Safety	SR-154; Concrete Barrier Replacement	Closed	SALT LAKE	F014797	54463.98047	54463.98047	3954.959961	\$ 0	\$ 58,419
STP - FLEXIBLE (ANY AREA) STATEWIDE	17638	Spot Improvement - Safety	SR-154; Concrete Barrier Replacement	Closed	SALT LAKE	F014797	-27099.65039	-27099.65039	-1967.869995	\$ 0	(\$29,068)
STP - FLEXIBLE (ANY AREA) STATEWIDE	17638	Spot Improvement - Safety	SR-154; Concrete Barrier Replacement	Closed	SALT LAKE	F014797	-69304.8208	-69304.8208	-5032.649841	\$ 0	(\$74,337)
STP - FLEXIBLE (ANY AREA) STATEWIDE	17638	Spot Improvement - Safety	SR-154; Concrete Barrier Replacement	Closed	SALT LAKE	F014797	-260439.3203	-260439.3203	-18912.08984	\$ 0	(\$279,351)
STP - FLEXIBLE (ANY AREA) STATEWIDE	17640	Intersection Improvements	SR-85; Intersection Improvements	Close Out	SALT LAKE	F014799	-279690	-279690	-20310	\$ 0	(\$300,000)
CMAQ WFRC @ 100 % PRO-RATA	17757	Ped & Bike	Salt Lake City - Bike Share Expansion (2)	Scoping	SALT LAKE	F014889	102764.4297	102764.4297	0	\$ 0	\$ 102,764
TAP WFRC AT 100% PRO RATA	17757	Ped & Bike	Salt Lake City - Bike Share Expansion (2)	Scoping	SALT LAKE	F014889	200000	200000	0	\$ 0	\$ 200,000
STP - URBAN AREA OGDEN / LAYTON (WFRC)	17794	Roadway Reconstruct - With Widening	500 West Phase II; 2010 South to 2800 South	Under Construction	DAVIS	F014926	2357310.288	2357310.288	0	\$ 171,179	\$ 2,528,489
STP - URBAN AREA OGDEN / LAYTON (WFRC)	17794	Roadway Reconstruct - With Widening	500 West Phase II; 2010 South to 2800 South	Under Construction	DAVIS	F014926	9323	9323	0	\$ 677	\$ 10,000
STP - URBAN AREA OGDEN / LAYTON (WFRC)	17795	Roadway Reconstruct - Without Widening	300 West; 5000 South to Riverdale City Boundary	Contract Complete	WEBER	F014927	2829.820068	2829.820068	0	\$ 205	\$ 3,035
STP - URBAN AREA OGDEN / LAYTON (WFRC)	17795	Roadway Reconstruct - Without Widening	300 West; 5000 South to Riverdale City Boundary	Contract Complete	WEBER	F014927	-2829.819824	-2829.819824	0	(\$205)	(\$3,035)
STP - URBAN AREA OGDEN / LAYTON (WFRC)	17796	Intersection Improvements	800 West & 1500 South Intersection	Under Construction	DAVIS	F014928	915.9799805	915.9799805	0	\$ 67	\$ 982
STP - URBAN AREA OGDEN / LAYTON (WFRC)	17796	Intersection Improvements	800 West & 1500 South Intersection	Under Construction	DAVIS	F014928	-4.099999905	-4.099999905	0	(\$0)	(\$4)
STP - URBAN AREA OGDEN / LAYTON (WFRC)	17796	Intersection Improvements	800 West & 1500 South Intersection	Under Construction	DAVIS	F014928	-911.8800049	-911.8800049	0	(\$66)	(\$978)
STP - URBAN AREA OGDEN / LAYTON (WFRC)	17797	Roadway Reconstruct - Without Widening	West Harrisville Rd; US-89 to 750 West	Active	WEBER	F014929	125860.5	125860.5	0	\$ 9,140	\$ 135,000
STP - URBAN AREA OGDEN / LAYTON (WFRC)	17797	Roadway Reconstruct - Without Widening	West Harrisville Rd; US-89 to 750 West	Active	WEBER	F014929	93614.63281	93614.63281	0	\$ 6,798	\$ 100,413

WFRC Area

Federal Fiscal Year 2025 Projects
Obligated/ (De_Obligated)

Plan Fund Desc.	PIN	Index	Project Description	PIN Status	County	FMIS No.	Total Obligation	Federal Aid	State Match	Local Match	Total
STP - FLEXIBLE (ANY AREA) STATEWIDE	17837	Spot Improvement - Safety	3300 South and 900 West	Physically Complete	SALT LAKE	F014962	7085.47998	7085.47998	514.5200195	\$ 0	\$ 7,600
STP - FLEXIBLE (ANY AREA) STATEWIDE	17837	Spot Improvement - Safety	3300 South and 900 West	Physically Complete	SALT LAKE	F014962	-7085.47998	-7085.47998	-514.5200195	\$ 0	(\$7,600)
STP - URBAN AREA SALT LAKE (WFRC)	17837	Spot Improvement - Safety	3300 South and 900 West	Physically Complete	SALT LAKE	F014962	0	0	0	\$ 0	\$ 0
STP - FLEXIBLE (ANY AREA) STATEWIDE	17840	Intersection Improvements	5400 South and 1900 West Intersection	Closed	SALT LAKE	F014965	-14528.10742	-14528.10742	-1054.969849	\$ 0	(\$15,583)
STP - URBAN AREA SALT LAKE (WFRC)	17840	Intersection Improvements	5400 South and 1900 West Intersection	Closed	SALT LAKE	F014965	-20324.38965	-20324.38965	0	\$ 0	(\$20,324)
CARBON REDUCTION FOR O/L	17847	Intersection Improvements	6000 South & 3100 West Round-a-bout	Substantially Compl	WEBER	F014972	406371.1147	406371.1147	0	\$ 29,509	\$ 435,880
CARBON REDUCTION FOR O/L	17847	Intersection Improvements	6000 South & 3100 West Round-a-bout	Substantially Compl	WEBER	F014972	167814	167814	12186	\$ 0	\$ 180,000
CARBON REDUCTION FOR O/L	17847	Intersection Improvements	6000 South & 3100 West Round-a-bout	Substantially Compl	WEBER	F014972	6054.879883	6054.879883	0	\$ 440	\$ 6,495
ADVANCED TECH DEPLOY GRANT	17981	Planning	ATCMDT Grant Utah Connected	Closed	SALT LAKE	F015106	0	0	0	\$ 0	\$ 0
CONGESTION MITIGATION/AIR QUALITY (WFRC)	18012	ATMS Project	Local Gov't Project ATMS/Signal Support - CMAQ	Active	VARIOUS	F015137	101061.3203	101061.3203	7338.680176	\$ 0	\$ 108,400
CONGESTION MITIGATION/AIR QUALITY (WFRC)	18012	ATMS Project	Local Gov't Project ATMS/Signal Support - CMAQ	Active	VARIOUS	F015137	-343769.7793	-343769.7793	-24963.21997	\$ 0	(\$368,733)
NAT'L HIGHWAY PERFORM PROGRAM - IM	18231	High Volume Pavement Rehabilitation	I-84; East Snowville to Hansel Valley	Closed	BOX ELDER	F015336	0	0	0	\$ 0	\$ 0
STP - FLEXIBLE (ANY AREA) STATEWIDE	18231	High Volume Pavement Rehabilitation	I-84; East Snowville to Hansel Valley	Closed	BOX ELDER	F015336	-4663.460083	-4663.460083	-338.6399994	\$ 0	(\$5,002)
STP - FLEXIBLE (ANY AREA) STATEWIDE	18231	High Volume Pavement Rehabilitation	I-84; East Snowville to Hansel Valley	Closed	BOX ELDER	F015336	-1064364	-1064364	-77289.96973	\$ 0	(\$1,141,654)
NAT'L HIGHWAY PERFORM PROGRAM - IM	18232	High Volume Pavement Rehabilitation	I-84; I-15 to SR-26	Closed	WEBER	F015337	-0.00390625	-0.00390625	0.000244141	\$ 0	(\$0)
STP - FLEXIBLE (ANY AREA) STATEWIDE	18235	High Volume Pavement Rehabilitation	SR-108; I-15 to SR-126	Close Out	DAVIS	F015340	-279690	-279690	-20310	\$ 0	(\$300,000)
NAT'L HIGHWAY PERFORM PROG. NHS ROUTES	18267	High Volume Pavement Rehabilitation	SR-171; 5600 West to Bangerter Hwy	Closed	SALT LAKE	F015370	68251.49219	68251.49219	4956.160156	\$ 0	\$ 73,208
NAT'L HIGHWAY PERFORM PROG. NHS ROUTES	18267	High Volume Pavement Rehabilitation	SR-171; 5600 West to Bangerter Hwy	Closed	SALT LAKE	F015370	-305419.3356	-305419.3356	-22178.36026	\$ 0	(\$327,598)

WFRC Area

Federal Fiscal Year 2025 Projects
Obligated/ (De_Obligated)

Plan Fund Desc.	PIN	Index	Project Description	PIN Status	County	FMIS No.	Total Obligation	Federal Aid	State Match	Local Match	Total
NAT'L HIGHWAY PERFORM PROG. NHS ROUTES	18268	Roadway Preventative Maintenance	SR-85; 13400 S. to Old Bingham Hwy, 90th, 78th, 62	Closed	SALT LAKE	F015371	56487.21094	56487.21094	4101.879883	\$ 0	\$ 60,589
NAT'L HIGHWAY PERFORM PROG. NHS ROUTES	18268	Roadway Preventative Maintenance	SR-85; 13400 S. to Old Bingham Hwy, 90th, 78th, 62	Closed	SALT LAKE	F015371	-56487.20874	-56487.20874	-4101.880116	\$ 0	(\$60,589)
STP - FLEXIBLE (ANY AREA) STATEWIDE	18268	Roadway Preventative Maintenance	SR-85; 13400 S. to Old Bingham Hwy, 90th, 78th, 62	Closed	SALT LAKE	F015371	-482517.5483	-482517.5483	-35038.53881	\$ 0	(\$517,556)
NAT'L HIGHWAY PERFORM PROGRAM - IM	18270	Roadway Preventative Maintenance	I-80; Stillmans Bridge to SR-65	Close Out	SALT LAKE	F015373	136615.6231	136615.6231	8442.380236	\$ 0	\$ 145,058
NAT'L HIGHWAY PERFORM PROG. NHS ROUTES	18271	Roadway Preventative Maintenance	I-80; MP 50 to MP 60	Closed	TOOELE	F015374	-42496.96094	-42496.96094	-3085.969727	\$ 0	(\$45,583)
NAT'L HIGHWAY PERFORM PROGRAM - IM	18271	Roadway Preventative Maintenance	I-80; MP 50 to MP 60	Closed	TOOELE	F015374	-2051.640361	-2051.640361	-126.769989	\$ 0	(\$2,178)
NAT'L HIGHWAY PERFORM PROG. NHS ROUTES	18272	High Volume Pavement Rehabilitation	US-89; 3000 S. to 400 S.	Close Out	SALT LAKE	F015375	314185.0938	314185.0938	22814.90039	\$ 0	\$ 337,000
NAT'L HIGHWAY PERFORM PROG. NHS ROUTES	18272	High Volume Pavement Rehabilitation	US-89; 3000 S. to 400 S.	Close Out	SALT LAKE	F015375	4661.5	4661.5	338.5	\$ 0	\$ 5,000
NAT'L HIGHWAY PERFORM PROG. NHS ROUTES	18272	High Volume Pavement Rehabilitation	US-89; 3000 S. to 400 S.	Close Out	SALT LAKE	F015375	-13285.26953	-13285.26953	-964.7199707	\$ 0	(\$14,250)
NAT'L HIGHWAY PERFORM PROG. NHS ROUTES	18272	High Volume Pavement Rehabilitation	US-89; 3000 S. to 400 S.	Close Out	SALT LAKE	F015375	-314185.0938	-314185.0938	-22814.90039	\$ 0	(\$337,000)
NAT'L HIGHWAY PERFORM PROG. NHS ROUTES	18272	High Volume Pavement Rehabilitation	US-89; 3000 S. to 400 S.	Close Out	SALT LAKE	F015375	-364296.2188	-364296.2188	-26453.7793	\$ 0	(\$390,750)
NAT'L HIGHWAY PERFORM PROG. NHS ROUTES	18272	High Volume Pavement Rehabilitation	US-89; 3000 S. to 400 S.	Close Out	SALT LAKE	F015375	-419535	-419535	-30465	\$ 0	(\$450,000)
NAT'L HIGHWAY PERFORM PROGRAM - IM	18274	Roadway Preventative Maintenance	I-80; Burmester to Begin Concrete	Closed	TOOELE	F015377	8586.209961	8586.209961	530.5999756	\$ 0	\$ 9,117
NAT'L HIGHWAY PERFORM PROGRAM - IM	18274	Roadway Preventative Maintenance	I-80; Burmester to Begin Concrete	Closed	TOOELE	F015377	-142423.7288	-142423.7288	-8801.289531	\$ 0	(\$151,225)
STP - FLEXIBLE (ANY AREA) STATEWIDE	18277	High Volume Pavement Rehabilitation	SR-186; Beck Street to North Temple	Closed	SALT LAKE	F015380	26938.50977	26938.50977	1956.170044	\$ 0	\$ 28,895
STP - FLEXIBLE (ANY AREA) STATEWIDE	18277	High Volume Pavement Rehabilitation	SR-186; Beck Street to North Temple	Closed	SALT LAKE	F015380	0	0	0	\$ 0	\$ 0
STP - FLEXIBLE (ANY AREA) STATEWIDE	18277	High Volume Pavement Rehabilitation	SR-186; Beck Street to North Temple	Closed	SALT LAKE	F015380	-90923.27344	-90923.27344	-6602.499802	\$ 0	(\$97,526)
STP - FLEXIBLE (ANY AREA) STATEWIDE	18277	High Volume Pavement Rehabilitation	SR-186; Beck Street to North Temple	Closed	SALT LAKE	F015380	-221245.6665	-221245.6665	-16065.98978	\$ 0	(\$237,312)

WFRC Area

Federal Fiscal Year 2025 Projects
Obligated/ (De_Obligated)

Plan Fund Desc.	PIN	Index	Project Description	PIN Status	County	FMIS No.	Total Obligation	Federal Aid	State Match	Local Match	Total
STP - FLEXIBLE (ANY AREA) STATEWIDE	18278	High Volume Pavement Rehabilitation	SR-173; 4800 W. to Bangerter Hwy	Closed	SALT LAKE	F015381	-69094.52734	-69094.52734	-5017.370117	\$ 0	(\$74,112)
STP - FLEXIBLE (ANY AREA) STATEWIDE	18278	High Volume Pavement Rehabilitation	SR-173; 4800 W. to Bangerter Hwy	Closed	SALT LAKE	F015381	-250563.6865	-250563.6865	-18194.96094	\$ 0	(\$268,759)
HIGHWAY INFRASTRUCTURE FUNDS	18288	Roadway Preventative Maintenance	SR-68; 9000 S. to 6600 S.	Closed	SALT LAKE	F015386	0.00604248	0.00604248	-0.000165462	\$ 0	\$ 0
HIGHWAY INFRASTRUCTURE FUNDS	18288	Roadway Preventative Maintenance	SR-68; 9000 S. to 6600 S.	Closed	SALT LAKE	F015386	-26770.18945	-26770.18945	-1943.949951	\$ 0	(\$28,714)
NAT'L HIGHWAY PERFORM PROG. NHS ROUTES	18288	Roadway Preventative Maintenance	SR-68; 9000 S. to 6600 S.	Closed	SALT LAKE	F015386	-1702.219971	-1702.219971	-123.6100006	\$ 0	(\$1,826)
NAT'L HIGHWAY PERFORM PROG. NHS ROUTES	18288	Roadway Preventative Maintenance	SR-68; 9000 S. to 6600 S.	Closed	SALT LAKE	F015386	-256382.5781	-256382.5781	-18617.50977	\$ 0	(\$275,000)
HIGHWAY SAFETY IMPROVEMENT PROGAM	18292	Spot Improvement - Safety	SR-193; MP 6.0-7.7, Raised Medians	Closed	DAVIS	F015390	-100188.8115	-100188.8115	-7275.320068	\$ 0	(\$107,464)
HIGHWAY SAFETY IMPROVEMENT PROGAM	18293	Spot Improvement - Safety	SR-67; MP 0-11.5, Median & Shoulder Barrier	Contract Closed Out	DAVIS	F015391	352924.5625	352924.5625	25628.00977	\$ 0	\$ 378,553
STP - FLEXIBLE (ANY AREA) STATEWIDE	18293	Spot Improvement - Safety	SR-67; MP 0-11.5, Median & Shoulder Barrier	Contract Closed Out	DAVIS	F015391	153829.5076	153829.5076	11170.49969	\$ 0	\$ 165,000
HIGHWAY SAFETY IMPROVEMENT PROGAM	18296	Spot Improvement - Safety	SR-36; MP 62.89-65.12, Median Barrier	Closed	TOOELE	F015394	-61629.73836	-61629.73836	-4475.309927	\$ 0	(\$66,105)
STP - FLEXIBLE (ANY AREA) STATEWIDE	18296	Spot Improvement - Safety	SR-36; MP 62.89-65.12, Median Barrier	Closed	TOOELE	F015394	-87170.04688	-87170.04688	-6329.950195	\$ 0	(\$93,500)
HIGHWAY SAFETY IMPROVEMENT PROGAM	18297	Spot Improvement - Safety	SR-201; MP 0-10, Various Safety Improvements	Closed	VARIOUS	F015395	-444675.2308	-444675.2308	-32290.58008	\$ 0	(\$476,966)
STP - FLEXIBLE (ANY AREA) STATEWIDE	18461	Intersection Improvements	SR-154; I-15 to 200 W	Active	SALT LAKE	F015548	60599.5	60599.5	4400.5	\$ 0	\$ 65,000
STP - FLEXIBLE (ANY AREA) STATEWIDE	18461	Intersection Improvements	SR-154; I-15 to 200 W	Active	SALT LAKE	F015548	46615	46615	3385	\$ 0	\$ 50,000
STP - FLEXIBLE (ANY AREA) STATEWIDE	18461	Intersection Improvements	SR-154; I-15 to 200 W	Active	SALT LAKE	F015548	37292	37292	2708	\$ 0	\$ 40,000
STP - FLEXIBLE (ANY AREA) STATEWIDE	18463	signage	I-15 NB Overhead Sign Replacement	Closed	SALT LAKE	F015550	-15942.11853	-15942.11853	-1157.649908	\$ 0	(\$17,100)
CRRSAA FUNDS FOR STATEWIDE	18677	Spot Improvement - Safety	Enhanced Freeway Striping	Under Construction	VARIOUS	F015752	150000	150000	0	\$ 0	\$ 150,000
CRRSAA FUNDS FOR STATEWIDE	18677	Spot Improvement - Safety	Enhanced Freeway Striping	Under Construction	VARIOUS	F015752	-149999.9961	-149999.9961	0	\$ 0	(\$150,000)

WFRC Area

Federal Fiscal Year 2025 Projects
Obligated/ (De_Obligated)

Plan Fund Desc.	PIN	Index	Project Description	PIN Status	County	FMIS No.	Total Obligation	Federal Aid	State Match	Local Match	Total
STP - FLEXIBLE (ANY AREA) STATEWIDE	18677	Spot Improvement - Safety	Enhanced Freeway Striping	Under Construction	VARIOUS	F015752	-4005440.5	-4005440.5	-290859.5	\$ 0	(\$4,296,300)
STP - URBAN AREA OGDEN / LAYTON (WFRC)	18811	Roadway Reconstruct - With Widening	5500 West; 5500 South to Davis Co Line	Scoping	WEBER	F015852	9323	9323	0	\$ 677	\$ 10,000
STP - URBAN AREA OGDEN / LAYTON (WFRC)	18812	Ped & Bike	4800 South & Layton Canal	Advertised	WEBER	F015853	304395.9375	304395.9375	0	\$ 22,104	\$ 326,500
STP - URBAN AREA OGDEN / LAYTON (WFRC)	18812	Ped & Bike	4800 South & Layton Canal	Advertised	WEBER	F015853	88568.5	88568.5	0	\$ 6,432	\$ 95,000
STP - URBAN AREA SALT LAKE (WFRC)	18816	Intersection Improvements	Bengal Blvd; Highland Drive to 2160 East	Scoping	SALT LAKE	F015857	157580.4531	157580.4531	0	\$ 11,443	\$ 169,023
STP - URBAN AREA SALT LAKE (WFRC)	18823	Roadway Reconstruct - Without Widening	3650 South; 2700 West to 3200 West	Substantially Compl	SALT LAKE	F015864	1165375	1165375	0	\$ 84,625	\$ 1,250,000
STP SALT LAKE URBAN FUNDS @ 100 %	18823	Roadway Reconstruct - Without Widening	3650 South; 2700 West to 3200 West	Substantially Compl	SALT LAKE	F015864	3244519.273	3244519.273	0	\$ 0	\$ 3,244,519
STP SALT LAKE URBAN FUNDS @ 100 %	18823	Roadway Reconstruct - Without Widening	3650 South; 2700 West to 3200 West	Substantially Compl	SALT LAKE	F015864	103816.7823	103816.7823	0	\$ 0	\$ 103,817
TRANSPORTATION ALTERNATIVE PROGRAM	18823	Roadway Reconstruct - Without Widening	3650 South; 2700 West to 3200 West	Substantially Compl	SALT LAKE	F015864	46615	46615	0	\$ 3,385	\$ 50,000
STP - URBAN AREA SALT LAKE (WFRC)	18824	Roadway Reconstruct - With Widening	9000 South; Mountain View to 6205 West	Scoping	SALT LAKE	F015865	653356.5	653356.5	0	\$ 47,444	\$ 700,801
STP - URBAN AREA SALT LAKE (WFRC)	18827	Intersection Improvements	3800 South Skyline HS; Virginia Way to Birch Drive	Closed	SALT LAKE	F015868	0	0	0	\$ 0	\$ 0
CONGESTION MITIGATION/AIR QUALITY (WFRC)	18830	Ped & Bike	Ogden City Bike Share Expansion	Scoping	WEBER	F015871	396413.9688	396413.9688	0	\$ 28,786	\$ 425,200
CONGESTION MITIGATION/AIR QUALITY (WFRC)	18830	Ped & Bike	Ogden City Bike Share Expansion	Scoping	WEBER	F015871	-46615	-46615	0	(\$3,385)	(\$50,000)
CMAQ REDUCE PM 2.5 EMISSIONS	18831	Intersection Improvements	9000 South and 450 W & Parkland Dr Intersection	Scoping	SALT LAKE	F015872	233074.9922	233074.9922	16925	\$ 0	\$ 250,000
CMAQ REDUCE PM 2.5 EMISSIONS	18831	Intersection Improvements	9000 South and 450 W & Parkland Dr Intersection	Scoping	SALT LAKE	F015872	65261	65261	0	\$ 4,739	\$ 70,000
CMAQ REDUCE PM 2.5 EMISSIONS	18831	Intersection Improvements	9000 South and 450 W & Parkland Dr Intersection	Scoping	SALT LAKE	F015872	4661.5	4661.5	0	\$ 339	\$ 5,000
TRANS ALT. PROGRAM- OG/LAYTON	18834	Safe Sidewalk/ADA	UDOT Reg One/ Riverdale 1050 W & I-84 Sidewalk	Closed	WEBER	F015875	35553.17188	35553.17188	2581.72998	\$ 0	\$ 38,135
TRANS ALT. PROGRAM- OG/LAYTON	18834	Safe Sidewalk/ADA	UDOT Reg One/ Riverdale 1050 W & I-84 Sidewalk	Closed	WEBER	F015875	-97608.14893	-97608.14893	-7087.920059	\$ 0	(\$104,696)

WFRC Area

Federal Fiscal Year 2025 Projects
Obligated/ (De_Obligated)

Plan Fund Desc.	PIN	Index	Project Description	PIN Status	County	FMIS No.	Total Obligation	Federal Aid	State Match	Local Match	Total
TRANSPORTATION ALT PROGRAM - WFRC	18837	Ped & Bike	Kensington East-West Neighborhood Byway	Substantially Compl	SALT LAKE	F015878	610657.5141	610657.5141	0	\$ 44,344	\$ 655,001
TRANSPORTATION ALT PROGRAM - WFRC	18837	Ped & Bike	Kensington East-West Neighborhood Byway	Substantially Compl	SALT LAKE	F015878	16254.75	16254.75	0	\$ 1,180	\$ 17,435
TRANSPORTATION ALT PROGRAM - WFRC	18837	Ped & Bike	Kensington East-West Neighborhood Byway	Substantially Compl	SALT LAKE	F015878	-16254.75	-16254.75	0	(\$1,180)	(\$17,435)
CONGESTION MITIGATION/AIR QUALITY (TOOEL	18877	Safe Sidewalk/ADA	Grantsville Sidewalk Project	Closed	TOOELE	F015914	0	0	0	\$ 0	\$ 0
STP - FLEXIBLE (ANY AREA) STATEWIDE	19134	Intersection Improvements	SR-134; Left Turn Lanes at SR-39	Under Construction	WEBER	F016159	188317.4844	188317.4844	13674.87988	\$ 0	\$ 201,992
STP - FLEXIBLE (ANY AREA) STATEWIDE	19134	Intersection Improvements	SR-134; Left Turn Lanes at SR-39	Under Construction	WEBER	F016159	139845	139845	10155	\$ 0	\$ 150,000
STP - FLEXIBLE (ANY AREA) STATEWIDE	19134	Intersection Improvements	SR-134; Left Turn Lanes at SR-39	Under Construction	WEBER	F016159	0	0	0	\$ 0	\$ 0
STP - FLEXIBLE (ANY AREA) STATEWIDE	19139	Asset Management	Region One Culvert Rating and Inspection Program	Close Out	VARIOUS	F016164	-165949.4063	-165949.4063	-12050.59961	\$ 0	(\$178,000)
STP - FLEXIBLE (ANY AREA) STATEWIDE	19185	Spot Improvement - Safety	SR-89 (State Street) at 7800 South Improvements	Close Out	SALT LAKE	F016210	-0.00012207	-0.00012207	-3.05176E-05	\$ 0	(\$0)
NAT'L HIGHWAY PERFORM PROGRAM - IM	19188	ATMS Project	I-80; Variable Speed Limit Improvements	Closed	VARIOUS	F016213	98599.46875	98599.46875	6093.120117	\$ 0	\$ 104,693
NAT'L HIGHWAY PERFORM PROGRAM - IM	19188	ATMS Project	I-80; Variable Speed Limit Improvements	Closed	VARIOUS	F016213	-98599.46454	-98599.46454	-6093.119776	\$ 0	(\$104,693)
STP - FLEXIBLE (ANY AREA) STATEWIDE	19189	Roadway Minor Rehab - Purple Book	SR-35; MP 0 to 12.35	Close Out	VARIOUS	F016214	-652610	-652610	-47390	\$ 0	(\$700,000)
STP - FLEXIBLE (ANY AREA) STATEWIDE	19216	Roadway Preventative Maintenance	SR-36; Tooele Co. Line to M.P. 18.1	Closed	VARIOUS	F016239	-35773.83008	-35773.83008	-2597.759888	\$ 0	(\$38,372)
STP - FLEXIBLE (ANY AREA) STATEWIDE	19216	Roadway Preventative Maintenance	SR-36; Tooele Co. Line to M.P. 18.1	Closed	VARIOUS	F016239	-292029.3957	-292029.3957	-21206.04064	\$ 0	(\$313,235)
STP - FLEXIBLE (ANY AREA) STATEWIDE	19232	Roadway Preventative Maintenance	SR-190; Pavement Preservation	Physically Complete	SALT LAKE	F016255	-559380	-559380	-40620	\$ 0	(\$600,000)
STP - FLEXIBLE (ANY AREA) STATEWIDE	19233	Roadway Preventative Maintenance	SR-199; MP 8 to SR-36	Close Out	TOOELE	F016256	-419535.0083	-419535.0083	-30464.99002	\$ 0	(\$450,000)
STP - FLEXIBLE (ANY AREA) STATEWIDE	19234	Roadway Preventative Maintenance	SR-209; Bangarter Highway to Redwood Rd.	Physically Complete	SALT LAKE	F016257	3313785.25	3313785.25	240634.1875	\$ 0	\$ 3,554,419
STP - FLEXIBLE (ANY AREA) STATEWIDE	19234	Roadway Preventative Maintenance	SR-209; Bangarter Highway to Redwood Rd.	Physically Complete	SALT LAKE	F016257	259718.9004	259718.9004	18859.77997	\$ 0	\$ 278,579

WFRC Area

Federal Fiscal Year 2025 Projects
Obligated/ (De_Obligated)

Plan Fund Desc.	PIN	Index	Project Description	PIN Status	County	FMIS No.	Total Obligation	Federal Aid	State Match	Local Match	Total
STP - FLEXIBLE (ANY AREA) STATEWIDE	19234	Roadway Preventative Maintenance	SR-209; Bangerter Highway to Redwood Rd.	Physically Complete	SALT LAKE	F016257	-419535	-419535	-30465	\$ 0	(\$450,000)
STP - FLEXIBLE (ANY AREA) STATEWIDE	19235	Roadway Preventative Maintenance	SR-172; 3100 S. to SR-201	Advertised	SALT LAKE	F016258	371987.707	371987.707	27012.29956	\$ 0	\$ 399,000
STP - FLEXIBLE (ANY AREA) STATEWIDE	19235	Roadway Preventative Maintenance	SR-172; 3100 S. to SR-201	Advertised	SALT LAKE	F016258	67125.60156	67125.60156	4874.399902	\$ 0	\$ 72,000
STP - FLEXIBLE (ANY AREA) STATEWIDE	19235	Roadway Preventative Maintenance	SR-172; 3100 S. to SR-201	Advertised	SALT LAKE	F016258	27969	27969	2031	\$ 0	\$ 30,000
STP - FLEXIBLE (ANY AREA) STATEWIDE	19235	Roadway Preventative Maintenance	SR-172; 3100 S. to SR-201	Advertised	SALT LAKE	F016258	27036.69922	27036.69922	1963.300049	\$ 0	\$ 29,000
STP - FLEXIBLE (ANY AREA) STATEWIDE	19235	Roadway Preventative Maintenance	SR-172; 3100 S. to SR-201	Advertised	SALT LAKE	F016258	13984.5	13984.5	1015.5	\$ 0	\$ 15,000
STP - FLEXIBLE (ANY AREA) STATEWIDE	19240	High Volume Pavement Rehabilitation	SR-209; 700 E. to 1300 E.	Closed	SALT LAKE	F016263	-107726.0962	-107726.0962	-7822.639904	\$ 0	(\$115,549)
STP - FLEXIBLE (ANY AREA) STATEWIDE	19241	Roadway Preventative Maintenance	SR-209; 4800 W to U-111	Advertised	SALT LAKE	F016264	2051060.063	2051060.063	148939.998	\$ 0	\$ 2,200,000
STP - FLEXIBLE (ANY AREA) STATEWIDE	19241	Roadway Preventative Maintenance	SR-209; 4800 W to U-111	Advertised	SALT LAKE	F016264	1537696.5	1537696.5	111661.5391	\$ 0	\$ 1,649,358
NAT'L HIGHWAY PERFORM PROG. NHS ROUTES	19242	Roadway Preventative Maintenance	US-89; 9400 S. to I-215	Substantially Compl	SALT LAKE	F016265	5131023.789	5131023.789	372595.0151	\$ 0	\$ 5,503,619
NAT'L HIGHWAY PERFORM PROG. NHS ROUTES	19242	Roadway Preventative Maintenance	US-89; 9400 S. to I-215	Substantially Compl	SALT LAKE	F016265	355206.3125	355206.3125	25793.69922	\$ 0	\$ 381,000
NAT'L HIGHWAY PERFORM PROG. NHS ROUTES	19242	Roadway Preventative Maintenance	US-89; 9400 S. to I-215	Substantially Compl	SALT LAKE	F016265	56293.21094	56293.21094	4087.790039	\$ 0	\$ 60,381
NAT'L HIGHWAY PERFORM PROG. NHS ROUTES	19242	Roadway Preventative Maintenance	US-89; 9400 S. to I-215	Substantially Compl	SALT LAKE	F016265	-0.002929688	-0.002929688	-0.000152588	\$ 0	(\$0)
STP - FLEXIBLE (ANY AREA) STATEWIDE	19243	Roadway Preventative Maintenance	SR-171; Redwood Rd. to 700 W.	Advertised	SALT LAKE	F016266	2390882	2390882	173616.5469	\$ 0	\$ 2,564,499
STP - FLEXIBLE (ANY AREA) STATEWIDE	19243	Roadway Preventative Maintenance	SR-171; Redwood Rd. to 700 W.	Advertised	SALT LAKE	F016266	37292	37292	2708	\$ 0	\$ 40,000
STP - FLEXIBLE (ANY AREA) STATEWIDE	19255	Roadway Preventative Maintenance	SR-126; SR-39 to US-89	Region Review	VARIOUS	F016277	2483647.3	2483647.3	180352.7938	\$ 0	\$ 2,664,000
STP - FLEXIBLE (ANY AREA) STATEWIDE	19255	Roadway Preventative Maintenance	SR-126; SR-39 to US-89	Region Review	VARIOUS	F016277	-0.001464844	-0.001464844	0.010040283	\$ 0	\$ 0
STP URBAN EXCHANGE O/L WITH WFRC	19255	Roadway Preventative Maintenance	SR-126; SR-39 to US-89	Region Review	VARIOUS	F016277	768215.1875	768215.1875	55784.80078	\$ 0	\$ 824,000

WFRC Area

Federal Fiscal Year 2025 Projects
Obligated/ (De_Obligated)

Plan Fund Desc.	PIN	Index	Project Description	PIN Status	County	FMIS No.	Total Obligation	Federal Aid	State Match	Local Match	Total
STP - FLEXIBLE (ANY AREA) STATEWIDE	19256	Roadway Preventative Maintenance	SR-193; SR-126 to SR-232	Under Construction	DAVIS	F016278	2406266.32	2406266.32	174733.7007	\$ 0	\$ 2,581,000
STP - FLEXIBLE (ANY AREA) STATEWIDE	19261	Roadway Minor Rehab - Purple Book	SR-106; 1700 South to US-89	Substantially Compl	DAVIS	F016283	5747629.656	5747629.656	417370.5059	\$ 0	\$ 6,165,000
VULNERABLE ROAD USER SAFETY	19273	Spot Improvement - Safety	Various Locations; Enhance Ped Xings & Sidewalk	Advertised	VARIOUS	F016294	376367.5532	376367.5532	27330.34962	\$ 0	\$ 403,698
VULNERABLE ROAD USER SAFETY	19273	Spot Improvement - Safety	Various Locations; Enhance Ped Xings & Sidewalk	Advertised	VARIOUS	F016294	36293.08984	36293.08984	2635.459961	\$ 0	\$ 38,929
VULNERABLE ROAD USER SAFETY	19273	Spot Improvement - Safety	Various Locations; Enhance Ped Xings & Sidewalk	Advertised	VARIOUS	F016294	35122.21094	35122.21094	2550.439941	\$ 0	\$ 37,673
HIGHWAY SAFETY IMPROVEMENT PROGAM	19281	Spot Improvement - Safety	SR-68; MP 36.10-63.00, Signal & Lighting Upgrades	Under Construction	VARIOUS	F016302	0	0	0	\$ 0	\$ 0
HIGHWAY SAFETY IMPROVEMENT PROGAM	19282	Spot Improvement - Safety	SR-171; MP 0-15.6, Intersection Improvements	Under Construction	SALT LAKE	F016303	0	0	0	\$ 0	\$ 0
VULNERABLE ROAD USER SAFETY	19282	Spot Improvement - Safety	SR-171; MP 0-15.6, Intersection Improvements	Under Construction	SALT LAKE	F016303	242584.4531	242584.4531	17615.53906	\$ 0	\$ 260,200
HIGHWAY SAFETY IMPROVEMENT PROGAM	19284	Spot Improvement - Safety	Various Locations; Signal & Lighting Improvements	Substantially Compl	SALT LAKE	F016305	9322.990234	9322.990234	677	\$ 0	\$ 10,000
HIGHWAY SAFETY IMPROVEMENT PROGAM	19284	Spot Improvement - Safety	Various Locations; Signal & Lighting Improvements	Substantially Compl	SALT LAKE	F016305	0.01	0.01	0	\$ 0	\$ 0
VULNERABLE ROAD USER SAFETY	19284	Spot Improvement - Safety	Various Locations; Signal & Lighting Improvements	Substantially Compl	SALT LAKE	F016305	0	0	0	\$ 0	\$ 0
STP-RURAL (NON URBAN)	19312	Roadway Preventative Maintenance	Old Highway Road; Trapper's Loop to North Morgan	Close Out	MORGAN	F016332	-264772.3538	-264772.3538	0	(\$19,227)	(\$283,999)
HIGHWAY SAFETY IMPROVEMENT PROGAM	19319	Spot Improvement - Safety	U of U Crash Database Management FY24	Close Out	SALT LAKE	F016339	201740.4063	201740.4063	14649.59961	\$ 0	\$ 216,390
HIGHWAY SAFETY IMPROVEMENT PROGAM	19319	Spot Improvement - Safety	U of U Crash Database Management FY24	Close Out	SALT LAKE	F016339	34495.10156	34495.10156	2504.899902	\$ 0	\$ 37,000
HIGHWAY SAFETY IMPROVEMENT PROGAM	19454	Spot Improvement - Safety	SR-111: MP 0-10.5, Safety Improvements	Advertised	SALT LAKE	F016459	746772.3164	746772.3164	54227.69995	\$ 0	\$ 801,000
HIGHWAY SAFETY IMPROVEMENT PROGAM	19454	Spot Improvement - Safety	SR-111: MP 0-10.5, Safety Improvements	Advertised	SALT LAKE	F016459	239134.9531	239134.9531	17365.05078	\$ 0	\$ 256,500
HIGHWAY SAFETY IMPROVEMENT PROGAM	19454	Spot Improvement - Safety	SR-111: MP 0-10.5, Safety Improvements	Advertised	SALT LAKE	F016459	205106	205106	14894	\$ 0	\$ 220,000
HIGHWAY SAFETY IMPROVEMENT PROGAM	19454	Spot Improvement - Safety	SR-111: MP 0-10.5, Safety Improvements	Advertised	SALT LAKE	F016459	31698.19922	31698.19922	2301.800049	\$ 0	\$ 34,000

WFRC Area

Federal Fiscal Year 2025 Projects
Obligated/ (De_Obligated)

Plan Fund Desc.	PIN	Index	Project Description	PIN Status	County	FMIS No.	Total Obligation	Federal Aid	State Match	Local Match	Total
PROTECT FUNDING ANY AREA	19456	Spot Improvement - Safety	SR-210; Avalanche Mitigation	Closed	SALT LAKE	F016461	-200000	-200000	-50000	\$ 0	(\$250,000)
STP - FLEXIBLE (ANY AREA) STATEWIDE	19456	Spot Improvement - Safety	SR-210; Avalanche Mitigation	Closed	SALT LAKE	F016461	-233075	-233075	-16925	\$ 0	(\$250,000)
STP - FLEXIBLE (ANY AREA) STATEWIDE	19457	Spot Improvement - Safety	I-80 EB; Concrete Barrier Replacement	Close Out	SALT LAKE	F016462	31.15999985	31.15999985	2.25999999	\$ 0	\$ 33
STP - FLEXIBLE (ANY AREA) STATEWIDE	19457	Spot Improvement - Safety	I-80 EB; Concrete Barrier Replacement	Close Out	SALT LAKE	F016462	0	0	0	\$ 0	\$ 0
STP - FLEXIBLE (ANY AREA) STATEWIDE	19457	Spot Improvement - Safety	I-80 EB; Concrete Barrier Replacement	Close Out	SALT LAKE	F016462	-48881.52979	-48881.52979	-3549.58989	\$ 0	(\$52,431)
STP - FLEXIBLE (ANY AREA) STATEWIDE	19457	Spot Improvement - Safety	I-80 EB; Concrete Barrier Replacement	Close Out	SALT LAKE	F016462	-139844.9988	-139844.9988	-10154.99986	\$ 0	(\$150,000)
NAT'L HIGHWAY PERFORM PROGRAM - IM	19459	signage	I-80 Ground Mount Sign Replacement	Active	VARIOUS	F016464	188360	188360	11640	\$ 0	\$ 200,000
HIGHWAY SAFETY PROGRAM @ 100 % FA	19461	Spot Improvement - Safety	2022-2026 LTAP Program	Active	STATEWIDE	F016466	80000	80000	0	\$ 0	\$ 80,000
LTAP @ 100% PRO RATA	19461	Spot Improvement - Safety	2022-2026 LTAP Program	Active	STATEWIDE	F016466	210000	420000	0	\$ 0	\$ 420,000
STP_ FLEXIBLE @ 100 FEDERAL FUNDING	19461	Spot Improvement - Safety	2022-2026 LTAP Program	Active	STATEWIDE	F016466	210000	420000	0	\$ 0	\$ 420,000
BRIDGE FORMULA PROG MAIN W LOCAL MATCH	19474	Structures Bridge Rehabilitation	BFP: Snowville Town Bridge Replacement 003004D	Advertised	BOX ELDER	F016479	1641187.672	1641187.672	119176.6592	\$ 0	\$ 1,760,364
BRIDGE FORMULA PROG MAIN W LOCAL MATCH	19474	Structures Bridge Rehabilitation	BFP: Snowville Town Bridge Replacement 003004D	Advertised	BOX ELDER	F016479	363597	363597	26403	\$ 0	\$ 390,000
BRIDGE FORMULA PROG MAIN W LOCAL MATCH	19475	Structures Bridge Rehabilitation	BFP: Elwood Town Bridge Replacement (003040C)	Advertised	BOX ELDER	F016480	2275052.001	2275052.001	165205.4372	\$ 0	\$ 2,440,257
BRIDGE FORMULA PROG MAIN W LOCAL MATCH	19475	Structures Bridge Rehabilitation	BFP: Elwood Town Bridge Replacement (003040C)	Advertised	BOX ELDER	F016480	326305	326305	23695	\$ 0	\$ 350,000
BRIDGE FORMULA PROG MAIN W LOCAL MATCH	19475	Structures Bridge Rehabilitation	BFP: Elwood Town Bridge Replacement (003040C)	Advertised	BOX ELDER	F016480	8390.700195	8390.700195	609.2999878	\$ 0	\$ 9,000
RAIL/HWY HAZARD ELIM @100 %	19522	Railroad	FRA RR Xing Inventory FY24	Active	SALT LAKE	F016527	40000	40000	0	\$ 0	\$ 40,000
STP - FLEXIBLE (ANY AREA) STATEWIDE	19574	Spot Improvement - Safety	I-84; Cable Barrier Improvements	Close Out	MORGAN	F016579	-338181.4688	-338181.4688	-24557.41992	\$ 0	(\$362,739)
STP - URBAN AREA OGDEN / LAYTON (WFRC)	19623	Ped & Bike	NSL - Main Street Sidewalk; I-15 to 1001 North	Active	DAVIS	F016626	497568.5	497568.5	0	\$ 36,131	\$ 533,700

WFRC Area

Federal Fiscal Year 2025 Projects
Obligated/ (De_Obligated)

Plan Fund Desc.	PIN	Index	Project Description	PIN Status	County	FMIS No.	Total Obligation	Federal Aid	State Match	Local Match	Total
STP - URBAN AREA OGDEN / LAYTON (WFRC)	19623	Ped & Bike	NSL - Main Street Sidewalk; I-15 to 1001 North	Active	DAVIS	F016626	489457.5	489457.5	0	\$ 35,543	\$ 525,000
STP - URBAN AREA OGDEN / LAYTON (WFRC)	19623	Ped & Bike	NSL - Main Street Sidewalk; I-15 to 1001 North	Active	DAVIS	F016626	65699.10938	65699.10938	0	\$ 4,771	\$ 70,470
STP - URBAN AREA OGDEN / LAYTON (WFRC)	19623	Ped & Bike	NSL - Main Street Sidewalk; I-15 to 1001 North	Active	DAVIS	F016626	17530.89063	17530.89063	0	\$ 1,273	\$ 18,804
STP - URBAN AREA OGDEN / LAYTON (WFRC)	19624	Roadway Reconstruct - With Widening	400 East - 100 South to Pages Lane	Active	DAVIS	F016627	71851.70313	71851.70313	0	\$ 5,218	\$ 77,069
STP - URBAN AREA OGDEN / LAYTON (WFRC)	19627	Ped & Bike	Gentile Street SRTS; 3475 W - 3200 W	Physically Complete	DAVIS	F016630	224522.5781	224522.5781	0	\$ 16,304	\$ 240,827
STP - URBAN AREA OGDEN / LAYTON (WFRC)	19627	Ped & Bike	Gentile Street SRTS; 3475 W - 3200 W	Physically Complete	DAVIS	F016630	932.2999878	932.2999878	0	\$ 68	\$ 1,000
STP - URBAN AREA OGDEN / LAYTON (WFRC)	19627	Ped & Bike	Gentile Street SRTS; 3475 W - 3200 W	Physically Complete	DAVIS	F016630	-932.2999878	-932.2999878	0	(\$68)	(\$1,000)
STP - URBAN AREA OGDEN / LAYTON (WFRC)	19627	Ped & Bike	Gentile Street SRTS; 3475 W - 3200 W	Physically Complete	DAVIS	F016630	-25901.02087	-25901.02087	0	(\$1,881)	(\$27,782)
STP - URBAN AREA OGDEN / LAYTON (WFRC)	19628	Roadway Reconstruct - With Widening	4000 South SRTS Rail Crossing; 2550 W - 2350 W	Active	WEBER	F016631	98917.03125	98917.03125	0	\$ 7,183	\$ 106,100
STP - URBAN AREA OGDEN / LAYTON (WFRC)	19628	Roadway Reconstruct - With Widening	4000 South SRTS Rail Crossing; 2550 W - 2350 W	Active	WEBER	F016631	69456.35156	69456.35156	0	\$ 5,044	\$ 74,500
STP - URBAN AREA OGDEN / LAYTON (WFRC)	19628	Roadway Reconstruct - With Widening	4000 South SRTS Rail Crossing; 2550 W - 2350 W	Active	WEBER	F016631	7458.399902	7458.399902	0	\$ 542	\$ 8,000
STP - URBAN AREA SALT LAKE (WFRC)	19679	Spot Improvement - Safety	Cougar Lane; Niagara Way to Kearns High Drive	Physically Complete	SALT LAKE	F016706	1048550.091	1048550.091	0	\$ 76,142	\$ 1,124,692
CONGESTION MITIGATION/AIR QUALITY (WFRC)	19682	Roadway Reconstruct - Without Widening	200 No/ I-15 Interchange Left Turn Lanes (NB & SB)	Closed	DAVIS	F016709	-901.8300171	-901.8300171	-65.48999786	\$ 0	(\$967)
CONGESTION MITIGATION/AIR QUALITY (WFRC)	19682	Roadway Reconstruct - Without Widening	200 No/ I-15 Interchange Left Turn Lanes (NB & SB)	Closed	DAVIS	F016709	-16862.48962	-16862.48962	-1224.490013	\$ 0	(\$18,087)
TRANSPORTATION ALT PROGRAM - WFRC	19688	Ped & Bike	Juniper Crest Crosswalk & Mt Ogden Peak Dr	Closed	SALT LAKE	F016715	60785.96094	60785.96094	0	\$ 4,414	\$ 65,200
TRANSPORTATION ALT PROGRAM - WFRC	19688	Ped & Bike	Juniper Crest Crosswalk & Mt Ogden Peak Dr	Closed	SALT LAKE	F016715	-60785.95898	-60785.95898	0	(\$4,414)	(\$65,200)
FTA SEC_5304 GRANT @ 80%	19789	Planning	FY22-27 FTA 5304 Statewide Rural Transit Planning	Active	STATEWIDE	F016815	297254	297254	0	\$ 0	\$ 297,254
STP - BRIDGE FUNDS FOR STATE PROJECTS	19860	Bridge Inspection	Bridge Inspection Team Lead and Training Support	Closed	VARIOUS	F016881	-6867.330078	-6867.330078	-498.6799927	\$ 0	(\$7,366)

WFRC Area

Federal Fiscal Year 2025 Projects
Obligated/ (De_Obligated)

Plan Fund Desc.	PIN	Index	Project Description	PIN Status	County	FMIS No.	Total Obligation	Federal Aid	State Match	Local Match	Total
STP - FLEXIBLE (ANY AREA) STATEWIDE	19869	High Volume Pavement Rehabilitation	SR-67; I-215 to 500 S.	Closed	DAVIS	F016888	0	0	0	\$ 0	\$ 0
NAT'L HIGHWAY PERFORM PROG. NHS ROUTES	19875	Roadway Preventative Maintenance	US-89; MP 397.11 to MP 398.11	Closed	DAVIS	F016894	-1202176.625	-1202176.625	-87297.39063	\$ 0	(\$1,289,474)
NAT'L HIGHWAY PERFORM PROG. BRIDGE ON	19919	Structures Bridge Rehabilitation	I-84 Bridge Replacements at Riverdale	Under Construction	WEBER	F016938	13361751.71	13361751.71	970278.4482	\$ 0	\$ 14,332,030
NAT'L HIGHWAY PERFORM PROG. BRIDGE ON	19919	Structures Bridge Rehabilitation	I-84 Bridge Replacements at Riverdale	Under Construction	WEBER	F016938	2610440	2610440	189560	\$ 0	\$ 2,800,000
NAT'L HIGHWAY PERFORM PROG. BRIDGE ON	19919	Structures Bridge Rehabilitation	I-84 Bridge Replacements at Riverdale	Under Construction	WEBER	F016938	1491680	1491680	108320	\$ 0	\$ 1,600,000
NAT'L HIGHWAY PERFORM PROG. BRIDGE ON	19919	Structures Bridge Rehabilitation	I-84 Bridge Replacements at Riverdale	Under Construction	WEBER	F016938	315089.625	315089.625	22880.58008	\$ 0	\$ 337,970
NAT'L HIGHWAY PERFORM PROG. BRIDGE ON	19919	Structures Bridge Rehabilitation	I-84 Bridge Replacements at Riverdale	Under Construction	WEBER	F016938	-1491680	-1491680	-108320	\$ 0	(\$1,600,000)
STP - BRIDGE FUNDS FOR STATE PROJECTS	19919	Structures Bridge Rehabilitation	I-84 Bridge Replacements at Riverdale	Under Construction	WEBER	F016938	1696786	1696786	123214	\$ 0	\$ 1,820,000
NAT'L HIGHWAY PERFORM PROGRAM - IM	19941	High Volume Pavement Rehabilitation	I-80; 2300 E to Stillman's	Advertised	SALT LAKE	F016959	188360	188360	11640	\$ 0	\$ 200,000
NAT'L HIGHWAY PERFORM PROGRAM - IM	19941	High Volume Pavement Rehabilitation	I-80; 2300 E to Stillman's	Advertised	SALT LAKE	F016959	0	0	0	\$ 0	\$ 0
NAT'L HIGHWAY PERFORM PROGRAM - IM	19942	Roadway Preventative Maintenance	I-80; MP 41 to MP 50	Physically Complete	TOOELE	F016960	-541535	-541535	-33465	\$ 0	(\$575,000)
STP - FLEXIBLE (ANY AREA) STATEWIDE	19945	Roadway Preventative Maintenance	SR-186; North Temple to 400 S.	Under Construction	SALT LAKE	F016963	2001462	2001462	145338.3906	\$ 0	\$ 2,146,800
UDOT'S STP FUNDS FROM WFRC EXCHANGE	19945	Roadway Preventative Maintenance	SR-186; North Temple to 400 S.	Under Construction	SALT LAKE	F016963	362827.7383	362827.7383	26347.14014	\$ 0	\$ 389,175
UDOT'S STP FUNDS FROM WFRC EXCHANGE	19945	Roadway Preventative Maintenance	SR-186; North Temple to 400 S.	Under Construction	SALT LAKE	F016963	106282.2031	106282.2031	7717.799805	\$ 0	\$ 114,000
STP - FLEXIBLE (ANY AREA) STATEWIDE	19947	High Volume Pavement Rehabilitation	SR-85; Porter Rockwell to 13400 S.	Advertised	SALT LAKE	F016965	186460	186460	13540	\$ 0	\$ 200,000
STP - FLEXIBLE (ANY AREA) STATEWIDE	19947	High Volume Pavement Rehabilitation	SR-85; Porter Rockwell to 13400 S.	Advertised	SALT LAKE	F016965	-0.001953125	-0.001953125	0.000488281	\$ 0	(\$0)
STP - FLEXIBLE (ANY AREA) STATEWIDE	19949	Roadway Preventative Maintenance	SR-201; 900 W to State Street	Physically Complete	SALT LAKE	F016967	2728376.029	2728376.029	198124.0537	\$ 0	\$ 2,926,500
STP - FLEXIBLE (ANY AREA) STATEWIDE	19949	Roadway Preventative Maintenance	SR-201; 900 W to State Street	Physically Complete	SALT LAKE	F016967	326305	326305	23695	\$ 0	\$ 350,000

WFRC Area

Federal Fiscal Year 2025 Projects
Obligated/ (De_Obligated)

Plan Fund Desc.	PIN	Index	Project Description	PIN Status	County	FMIS No.	Total Obligation	Federal Aid	State Match	Local Match	Total
STP - FLEXIBLE (ANY AREA) STATEWIDE	19949	Roadway Preventative Maintenance	SR-201; 900 W to State Street	Physically Complete	SALT LAKE	F016967	49878.05078	49878.05078	3621.949951	\$ 0	\$ 53,500
NAT'L HIGHWAY PERFORM PROGRAM - IM	19951	Roadway Minor Rehab - Purple Book	I-215; 4500 S. to 2000 E.	Substantially Compl	SALT LAKE	F016969	-0.002441406	-0.002441406	0.000152588	\$ 0	(\$0)
NAT'L HIGHWAY PERFORM PROGRAM - IM	19951	Roadway Minor Rehab - Purple Book	I-215; 4500 S. to 2000 E.	Substantially Compl	SALT LAKE	F016969	-804287.8125	-804287.8125	-49702.21875	\$ 0	(\$853,990)
STP - FLEXIBLE (ANY AREA) STATEWIDE	19951	Roadway Minor Rehab - Purple Book	I-215; 4500 S. to 2000 E.	Substantially Compl	SALT LAKE	F016969	-415815.125	-415815.125	-30194.88086	\$ 0	(\$446,010)
VULNERABLE ROAD USER SAFETY	19988	Spot Improvement - Safety	SR-204; MP 1.23-1.95, Corridor Lighting	Close Out	WEBER	F017005	-102553	-102553	-7447	\$ 0	(\$110,000)
HIGHWAY SAFETY IMPROVEMENT PROGAM	19991	Spot Improvement - Safety	I-15; MP 380.0-400.6, Clear Zone Improvements	Close Out	BOX ELDER	F017008	18646	18646	1354	\$ 0	\$ 20,000
HIGHWAY SAFETY IMPROVEMENT PROGAM	19991	Spot Improvement - Safety	I-15; MP 380.0-400.6, Clear Zone Improvements	Close Out	BOX ELDER	F017008	-130522.002	-130522.002	-9478.000366	\$ 0	(\$140,000)
VULNERABLE ROAD USER SAFETY	19993	Spot Improvement - Safety	Various Locations; FYA & Lighting Improvements	Region Review	VARIOUS	F017010	196155.9209	196155.9209	14244.07971	\$ 0	\$ 210,400
HIGHWAY SAFETY IMPROVEMENT PROGAM	19994	Spot Improvement - Safety	SR-71 & SR-36; FYA & Lighting Improvements	Awarded	VARIOUS	F017011	1367590	1367590	99309.06311	\$ 0	\$ 1,466,899
HIGHWAY SAFETY IMPROVEMENT PROGAM	19994	Spot Improvement - Safety	SR-71 & SR-36; FYA & Lighting Improvements	Awarded	VARIOUS	F017011	63490.55957	63490.55957	4610.43988	\$ 0	\$ 68,101
VULNERABLE ROAD USER SAFETY	19994	Spot Improvement - Safety	SR-71 & SR-36; FYA & Lighting Improvements	Awarded	VARIOUS	F017011	285283.8125	285283.8125	20716.19922	\$ 0	\$ 306,000
HIGHWAY SAFETY IMPROVEMENT PROGAM	20000	Spot Improvement - Safety	Traffic & Safety Program Management Support FY25	Scoping	SALT LAKE	F017017	2051060	2051060	148940	\$ 0	\$ 2,200,000
VULNERABLE ROAD USER SAFETY	20000	Spot Improvement - Safety	Traffic & Safety Program Management Support FY25	Scoping	SALT LAKE	F017017	186460	186460	13540	\$ 0	\$ 200,000
10% THAT MAY BE USED ON SPECIFIC	20001	Spot Improvement - Safety	Zero Fatalities FY25	Active	SALT LAKE	F017018	2799412.5	2799412.5	203282.4531	\$ 0	\$ 3,002,695
HIGHWAY SAFETY IMPROVEMENT PROGAM	20002	Spot Improvement - Safety	U of U Crash Database Management FY25	Close Out	SALT LAKE	F017019	280752.8125	280752.8125	20387.17969	\$ 0	\$ 301,140
NAT'L HIGHWAY PERFORM PROG. NHS ROUTES	20007	Spot Improvement - Safety	Cable Barrier Improvements on I-84	Closed	MORGAN	F017024	-4719.299805	-4719.299805	-342.7000122	\$ 0	(\$5,062)
STP - FLEXIBLE (ANY AREA) STATEWIDE	20007	Spot Improvement - Safety	Cable Barrier Improvements on I-84	Closed	MORGAN	F017024	-148095.7327	-148095.7327	-10754.13022	\$ 0	(\$158,850)
NAT'L HIGHWAY PERFORM PROG. BRIDGE ON	20008	Spot Improvement - Safety	Replace Obsolete Barrier & Crash Cushions on I-15	Closed	WEBER	F017025	27086.98047	27086.98047	1966.949951	\$ 0	\$ 29,054

WFRC Area

Federal Fiscal Year 2025 Projects
Obligated/ (De_Obligated)

Plan Fund Desc.	PIN	Index	Project Description	PIN Status	County	FMIS No.	Total Obligation	Federal Aid	State Match	Local Match	Total
NAT'L HIGHWAY PERFORM PROG. BRIDGE ON	20008	Spot Improvement - Safety	Replace Obsolete Barrier & Crash Cushions on I-15	Closed	WEBER	F017025	-27086.98047	-27086.98047	-1966.949951	\$ 0	(\$29,054)
NAT'L HIGHWAY PERFORM PROGRAM - IM	20008	Spot Improvement - Safety	Replace Obsolete Barrier & Crash Cushions on I-15	Closed	WEBER	F017025	-3174.810059	-3174.810059	-196.1900024	\$ 0	(\$3,371)
STP - FLEXIBLE (ANY AREA) STATEWIDE	20008	Spot Improvement - Safety	Replace Obsolete Barrier & Crash Cushions on I-15	Closed	WEBER	F017025	-40891.01978	-40891.01978	-2969.349976	\$ 0	(\$43,860)
STP - FLEXIBLE (ANY AREA) STATEWIDE	20010	Spot Improvement - Safety	Wildlife fence on I-15	Closed	BOX ELDER	F017027	-291537.6133	-291537.6133	-21170.33105	\$ 0	(\$312,708)
PROTECT FUNDING ANY AREA	20020	Spot Improvement - Safety	SR-39, Ogden Canyon barrier upgrade	Physically Complete	WEBER	F017037	4000	4000	1000	\$ 0	\$ 5,000
PROTECT FUNDING ANY AREA	20020	Spot Improvement - Safety	SR-39, Ogden Canyon barrier upgrade	Physically Complete	WEBER	F017037	0	0	0	\$ 0	\$ 0
PROTECT FUNDING ANY AREA	20020	Spot Improvement - Safety	SR-39, Ogden Canyon barrier upgrade	Physically Complete	WEBER	F017037	-4000	-4000	-1000	\$ 0	(\$5,000)
STP - FLEXIBLE (ANY AREA) STATEWIDE	20025	Roadway Minor Rehab - Purple Book	I-15; Concrete Repair & Expansion Joints	Close Out	SALT LAKE	F017041	31683.16992	31683.16992	2300.709961	\$ 0	\$ 33,984
STP - FLEXIBLE (ANY AREA) STATEWIDE	20025	Roadway Minor Rehab - Purple Book	I-15; Concrete Repair & Expansion Joints	Close Out	SALT LAKE	F017041	-31683.16943	-31683.16943	-2300.709961	\$ 0	(\$33,984)
RAIL/HWY HAZARD ELIM @100 %	20026	Signal and/or Lighting Project	SR-39 (1200 S) & 3500 W (MP 1.525), West Weber	Scoping	WEBER	F017042	200000	200000	0	\$ 0	\$ 200,000
STP - FLEXIBLE (ANY AREA) STATEWIDE	20027	Roadway Minor Rehab - Purple Book	SR-175; Pavement Restoration at Various Locations	Close Out	SALT LAKE	F017043	-223752	-223752	-16248	\$ 0	(\$240,000)
STP - FLEXIBLE (ANY AREA) STATEWIDE	20080	Roadway Preventative Maintenance	SR-39; Causey to Limestone	Closed	WEBER	F017096	-5088.655334	-5088.655334	-369.5201569	\$ 0	(\$5,458)
BRIDGE FORMULA PROGRAM - OFF SYSTEM	20126	Structures Bridge Rehabilitation	BFP: Taylorsville City Bridge Replacement 035118F	Close Out	SALT LAKE	F017148	179500	179500	0	\$ 0	\$ 179,500
BRIDGE FORMULA PROGRAM - OFF SYSTEM	20126	Structures Bridge Rehabilitation	BFP: Taylorsville City Bridge Replacement 035118F	Close Out	SALT LAKE	F017148	0	0	0	\$ 0	\$ 0
BRIDGE FORMULA PROGRAM - OFF SYSTEM	20126	Structures Bridge Rehabilitation	BFP: Taylorsville City Bridge Replacement 035118F	Close Out	SALT LAKE	F017148	-179500.0073	-179500.0073	0	\$ 0	(\$179,500)
STP SMALL URBAN 5K -49,999 POP JHC	20138	New Construction	33rd Parkway in Tooele County	Scoping	TOOELE	F017160	652610	652610	47390	\$ 0	\$ 700,000
STP - URBAN AREA SALT LAKE (WFRC)	20148	Roadway Reconstruct - Without Widening	1300 West; 9000 South to 7800 South	Active	SALT LAKE	F017170	79000.14063	79000.14063	0	\$ 5,737	\$ 84,737
TIFIA STP URBAN (SL AREA) WFRC	20148	Roadway Reconstruct - Without Widening	1300 West; 9000 South to 7800 South	Active	SALT LAKE	F017170	792455	792455	57545	\$ 0	\$ 850,000

WFRC Area

Federal Fiscal Year 2025 Projects
Obligated/ (De_Obligated)

Plan Fund Desc.	PIN	Index	Project Description	PIN Status	County	FMIS No.	Total Obligation	Federal Aid	State Match	Local Match	Total
HIGHWAY IMPROVEMENT PROG. EARMARK	20149	Roadway Reconstruct - Without Widening	1300 West; 7800 South to 6600 South	Scoping	SALT LAKE	F017171	1864600	1864600	0	\$ 135,400	\$ 2,000,000
HIGHWAY IMPROVEMENT PROG. EARMARK	20149	Roadway Reconstruct - Without Widening	1300 West; 7800 South to 6600 South	Scoping	SALT LAKE	F017171	326305	326305	0	\$ 23,695	\$ 350,000
SPR POOLED FUND 100%	20158	Ped & Bike	Study; Undrained Shear Liquefaction Phase 1	Active	STATEWIDE	F017192	20000	20000	0	\$ 0	\$ 20,000
BRIDGE FORMULA PROG.-MAIN/OFF SYS.	20281	Structures Bridge Rehabilitation	BFP: Sandy East Bridge Replacements	Under Construction	SALT LAKE	F017309	28000	28000	0	\$ 0	\$ 28,000
BRIDGE FORMULA PROG.-MAIN/OFF SYS.	20281	Structures Bridge Rehabilitation	BFP: Sandy East Bridge Replacements	Under Construction	SALT LAKE	F017309	0	0	0	\$ 0	\$ 0
BRIDGE FORMULA PROG.-MAIN/OFF SYS.	20281	Structures Bridge Rehabilitation	BFP: Sandy East Bridge Replacements	Under Construction	SALT LAKE	F017309	-28000	-28000	0	\$ 0	(\$28,000)
SPR PLANNING FUNDS @ 100%	20294	Planning	FY2023 Statewide Planning Work Program	Closed	STATEWIDE	F017320	-1815001.875	-1815001.875	0	\$ 0	(\$1,815,002)
STP - URBAN AREA OGDEN / LAYTON (WFRC)	20302	Roadway Reconstruct - With Widening	1100 West; 2185 South to 1100 North (2600 South)	Scoping	DAVIS	F017328	9323	9323	0	\$ 677	\$ 10,000
TIFIA STP URBAN (SL AREA) WFRC	20312	Roadway Reconstruct - With Widening	7200 West; 3500 South to 4100 South	Scoping	SALT LAKE	F017338	661933.0225	661933.0225	48067.00094	\$ 0	\$ 710,000
TRANSPORTATION ALT PROGRAM - WFRC	20316	Ped & Bike	700 East (SR-71); 2100 South to 1300 South	Under Construction	SALT LAKE	F017342	191029.6836	191029.6836	13871.82983	\$ 0	\$ 204,902
TRANSPORTATION ALT PROGRAM - WFRC	20316	Ped & Bike	700 East (SR-71); 2100 South to 1300 South	Under Construction	SALT LAKE	F017342	97274.03906	97274.03906	7063.660156	\$ 0	\$ 104,338
TRANSPORTATION ALT PROGRAM - WFRC	20316	Ped & Bike	700 East (SR-71); 2100 South to 1300 South	Under Construction	SALT LAKE	F017342	42045.32031	42045.32031	3053.169922	\$ 0	\$ 45,098
TRANSPORTATION ALT PROGRAM - WFRC	20316	Ped & Bike	700 East (SR-71); 2100 South to 1300 South	Under Construction	SALT LAKE	F017342	0	0	0	\$ 0	\$ 0
TRANSPORTATION ALT PROGRAM - WFRC	20316	Ped & Bike	700 East (SR-71); 2100 South to 1300 South	Under Construction	SALT LAKE	F017342	-97274.03711	-97274.03711	-7063.660095	\$ 0	(\$104,338)
CONGESTION MITIGATION/AIR QUALITY (WFRC)	20317	Ped & Bike	Kay's Creek Trail Overpass @ Layton FrontRunner	Active	DAVIS	F017343	950946	950946	0	\$ 69,054	\$ 1,020,000
CONGESTION MITIGATION/AIR QUALITY (WFRC)	20317	Ped & Bike	Kay's Creek Trail Overpass @ Layton FrontRunner	Active	DAVIS	F017343	265705.5	265705.5	0	\$ 19,295	\$ 285,000
TRANS ALT. PROGRAM- OG/LAYTON	20335	Ped & Bike	Parrish Lane/ Legacy Trail Connection	Advertised	DAVIS	F017361	122274.8984	122274.8984	0	\$ 8,879	\$ 131,154
TRANS ALT. PROGRAM- OG/LAYTON	20335	Ped & Bike	Parrish Lane/ Legacy Trail Connection	Advertised	DAVIS	F017361	81110.10156	81110.10156	0	\$ 5,890	\$ 87,000

WFRC Area

Federal Fiscal Year 2025 Projects
Obligated/ (De_Obligated)

Plan Fund Desc.	PIN	Index	Project Description	PIN Status	County	FMIS No.	Total Obligation	Federal Aid	State Match	Local Match	Total
TRANSPORTATION ALT PROGRAM - WFRC	20345	Ped & Bike	Fort Union Blvd Pedestrian Hybrid Beacon	Contract Complete	SALT LAKE	F017371	6781.540039	6781.540039	0	\$ 492	\$ 7,274
TRANSPORTATION ALT PROGRAM - WFRC	20345	Ped & Bike	Fort Union Blvd Pedestrian Hybrid Beacon	Contract Complete	SALT LAKE	F017371	-6781.539734	-6781.539734	0	(\$492)	(\$7,274)
TRANSPORTATION ALT PROGRAM - WFRC	20346	Ped & Bike	I-15 & 4800 South Bike Lanes; Galleria Dr to 325 W	Active	SALT LAKE	F017372	102553	102553	0	\$ 7,447	\$ 110,000
TRANSPORTATION ALT PROGRAM - WFRC	20346	Ped & Bike	I-15 & 4800 South Bike Lanes; Galleria Dr to 325 W	Active	SALT LAKE	F017372	96493.04688	96493.04688	0	\$ 7,007	\$ 103,500
TRANSPORTATION ALT PROGRAM - WFRC	20346	Ped & Bike	I-15 & 4800 South Bike Lanes; Galleria Dr to 325 W	Active	SALT LAKE	F017372	13984.5	13984.5	0	\$ 1,016	\$ 15,000
STP - URBAN AREA SALT LAKE (WFRC)	20392	Other	Statewide Household Travel Survey	Closed	STATEWIDE	F017418	-3790.699951	-3790.699951	0	\$ 0	(\$3,791)
NAT'L HIGHWAY PERFORM PROGRAM - IM	20542	Roadway Preventative Maintenance	Structural Pothole Patching on Various Structures	Closed	WEBER	F017593	-36002.03906	-36002.03906	-2224.800049	\$ 0	(\$38,227)
STP - FLEXIBLE (ANY AREA) STATEWIDE	20542	Roadway Preventative Maintenance	Structural Pothole Patching on Various Structures	Closed	WEBER	F017593	-32391.83105	-32391.83105	-2352.15979	\$ 0	(\$34,744)
NAT'L HIGHWAY PERFORM PROGRAM - IM	20554	Roadway Preventative Maintenance	Ramps on I-215; State, Fashion	Close Out	SALT LAKE	F017605	-92923.08008	-92923.08008	-5742.319916	\$ 0	(\$98,665)
BRIDGE FORMULA PROG MAIN W LOCAL MATCH	20593	Structures Bridge Rehabilitation	BFP: Holladay City Bridge Replacement (035066D)	Advertised	SALT LAKE	F017640	5351392.504	5351392.504	388597.3125	\$ 0	\$ 5,739,990
BRIDGE FORMULA PROG MAIN W LOCAL MATCH	20593	Structures Bridge Rehabilitation	BFP: Holladay City Bridge Replacement (035066D)	Advertised	SALT LAKE	F017640	605995	605995	44005	\$ 0	\$ 650,000
PROTECT FUNDING ANY AREA	20601	Other	PROTECT Resilience Improvement Planning	Active	STATEWIDE	F017643	779.7399902	779.7399902	194.9299927	\$ 0	\$ 975
PROTECT PANNING FUNDS	20601	Other	PROTECT Resilience Improvement Planning	Active	STATEWIDE	F017643	374474.25	374474.25	0	\$ 0	\$ 374,474
NAT'L HIGHWAY PERFORM PROG. BRIDGE ON	20773	Structures Bridge Replacement	I-84 Bridge Replacements; Blue Creek & Howell	Scoping	BOX ELDER	F017825	9323	9323	677	\$ 0	\$ 10,000
STP - FLEXIBLE (ANY AREA) STATEWIDE	20793	Intersection Improvements	SR-102; Install Signal and Turn Lanes at SR-13	Physically Complete	BOX ELDER	F017845	4661.5	4661.5	338.5	\$ 0	\$ 5,000
STP - FLEXIBLE (ANY AREA) STATEWIDE	20793	Intersection Improvements	SR-102; Install Signal and Turn Lanes at SR-13	Physically Complete	BOX ELDER	F017845	-4661.5	-4661.5	-338.5	\$ 0	(\$5,000)
STP - FLEXIBLE (ANY AREA) STATEWIDE	20803	Spot Improvement - Safety	SR-126; Add Turn Lanes at 700 S	Substantially Compl	WEBER	F017855	1388278.553	1388278.553	100811.3811	\$ 0	\$ 1,489,090
STP - FLEXIBLE (ANY AREA) STATEWIDE	20803	Spot Improvement - Safety	SR-126; Add Turn Lanes at 700 S	Substantially Compl	WEBER	F017855	65261	65261	4739	\$ 0	\$ 70,000

WFRC Area

Federal Fiscal Year 2025 Projects
Obligated/ (De_Obligated)

Plan Fund Desc.	PIN	Index	Project Description	PIN Status	County	FMIS No.	Total Obligation	Federal Aid	State Match	Local Match	Total
STP - FLEXIBLE (ANY AREA) STATEWIDE	20803	Spot Improvement - Safety	SR-126; Add Turn Lanes at 700 S	Substantially Compl	WEBER	F017855	12347.37988	12347.37988	896.6199951	\$ 0	\$ 13,244
BRIDGE FORMULA PROG.-MAIN/OFF SYS.	20810	Structures Bridge Rehabilitation	BFP: Ogden City Bridge Replacement 057028D	Under Construction	WEBER	F017862	2952355.609	2952355.609	0	\$ 0	\$ 2,952,356
BRIDGE FORMULA PROG MAIN W LOCAL MATCH	20812	Structures Bridge Rehabilitation	BFP: South SLC Bridge Replacement 035126F	Under Construction	SALT LAKE	F017864	1551347.255	1551347.255	112652.8038	\$ 0	\$ 1,664,000
BRIDGE FORMULA PROG MAIN W LOCAL MATCH	20812	Structures Bridge Rehabilitation	BFP: South SLC Bridge Replacement 035126F	Under Construction	SALT LAKE	F017864	42885.7998	42885.7998	3114.200012	\$ 0	\$ 46,000
HIGHWAY SAFETY IMPROVEMENT PROGAM	20821	Spot Improvement - Safety	MP 460.45 - 460.54 & US-89; MP 497.10 - 497.31	Close Out	VARIOUS	F017873	210322.5488	210322.5488	15272.81006	\$ 0	\$ 225,595
HIGHWAY SAFETY IMPROVEMENT PROGAM	20821	Spot Improvement - Safety	MP 460.45 - 460.54 & US-89; MP 497.10 - 497.31	Close Out	VARIOUS	F017873	-0.00390625	-0.00390625	0	\$ 0	(\$0)
HIGHWAY SAFETY IMPROVEMENT PROGAM	20825	Spot Improvement - Safety	I-84; MP 88.7-90.4, High Friction Surf. Treatment	Under Construction	WEBER	F017877	751433.8125	751433.8125	54566.19922	\$ 0	\$ 806,000
NAT'L HIGHWAY PERFORM PROGRAM - IM	20839	Roadway Preventative Maintenance	I-80; Surplus Canal to I-15	Scoping	SALT LAKE	F017891	235450	235450	14550	\$ 0	\$ 250,000
NAT'L HIGHWAY PERFORM PROGRAM - IM	20840	Roadway Preventative Maintenance	I-15; 7200 S. to 9000 S.	Physically Complete	SALT LAKE	F017892	4670648.5	4670648.5	288630	\$ 0	\$ 4,959,279
NAT'L HIGHWAY PERFORM PROGRAM - IM	20840	Roadway Preventative Maintenance	I-15; 7200 S. to 9000 S.	Physically Complete	SALT LAKE	F017892	123113.5313	123113.5313	7607.990234	\$ 0	\$ 130,722
VULNERABLE ROAD USER SAFETY	20864	Spot Improvement - Safety	US-89/SR-186; Lighting Improvements	Active	SALT LAKE	F017915	186460	186460	13540	\$ 0	\$ 200,000
HIGHWAY SAFETY IMPROVEMENT PROGAM	20866	Spot Improvement - Safety	Various Routes; FYA & Lighting Improvements	Advertised	VARIOUS	F017917	514163.4816	514163.4816	37336.55086	\$ 0	\$ 551,500
HIGHWAY SAFETY IMPROVEMENT PROGAM	20866	Spot Improvement - Safety	Various Routes; FYA & Lighting Improvements	Advertised	VARIOUS	F017917	65857.67188	65857.67188	4782.330078	\$ 0	\$ 70,640
HIGHWAY SAFETY IMPROVEMENT PROGAM	20866	Spot Improvement - Safety	Various Routes; FYA & Lighting Improvements	Advertised	VARIOUS	F017917	34028.94922	34028.94922	2471.050049	\$ 0	\$ 36,500
VULNERABLE ROAD USER SAFETY	20866	Spot Improvement - Safety	Various Routes; FYA & Lighting Improvements	Advertised	VARIOUS	F017917	213832.3281	213832.3281	15527.66992	\$ 0	\$ 229,360
VULNERABLE ROAD USER SAFETY	20866	Spot Improvement - Safety	Various Routes; FYA & Lighting Improvements	Advertised	VARIOUS	F017917	39156.60156	39156.60156	2843.399902	\$ 0	\$ 42,000
VULNERABLE ROAD USER SAFETY	20867	Spot Improvement - Safety	US-89; MP 374.9-375.8, Segment Lighting	Under Construction	SALT LAKE	F017918	1276765.617	1276765.617	92713.74927	\$ 0	\$ 1,369,479
VULNERABLE ROAD USER SAFETY	20867	Spot Improvement - Safety	US-89; MP 374.9-375.8, Segment Lighting	Under Construction	SALT LAKE	F017918	139845	139845	10155	\$ 0	\$ 150,000

WFRC Area

Federal Fiscal Year 2025 Projects
Obligated/ (De_Obligated)

Plan Fund Desc.	PIN	Index	Project Description	PIN Status	County	FMIS No.	Total Obligation	Federal Aid	State Match	Local Match	Total
NAT'L HIGHWAY PERFORM PROG. NHS ROUTES	20879	High Volume Pavement Rehabilitation	US-89; 22nd to 2nd St & SR-235 2nd to North St	Advertised	WEBER	F017930	203241.4063	203241.4063	14758.59961	\$ 0	\$ 218,000
STP - FLEXIBLE (ANY AREA) STATEWIDE	20879	High Volume Pavement Rehabilitation	US-89; 22nd to 2nd St & SR-235 2nd to North St	Advertised	WEBER	F017930	4716500.113	4716500.113	342493.9254	\$ 0	\$ 5,058,994
STP - FLEXIBLE (ANY AREA) STATEWIDE	20880	Roadway Preventative Maintenance	SR-103; SR-126 to HAFB	Under Construction	DAVIS	F017931	65261.00098	65261.00098	4738.999878	\$ 0	\$ 70,000
NAT'L HIGHWAY PERFORM PROGRAM - IM	20881	High Volume Pavement Rehabilitation	I-84; SR-102 to I-15 and I-15; SR-240 to I-84	Active	BOX ELDER	F017932	150688	150688	9312	\$ 0	\$ 160,000
STP - FLEXIBLE (ANY AREA) STATEWIDE	20882	Roadway Preventative Maintenance	SR-68; I-15 to US-89	Physically Complete	DAVIS	F017933	1756453.187	1756453.187	127546.7984	\$ 0	\$ 1,884,000
STP - FLEXIBLE (ANY AREA) STATEWIDE	20882	Roadway Preventative Maintenance	SR-68; I-15 to US-89	Physically Complete	DAVIS	F017933	466.1499939	466.1499939	33.84999847	\$ 0	\$ 500
STP - FLEXIBLE (ANY AREA) STATEWIDE	20882	Roadway Preventative Maintenance	SR-68; I-15 to US-89	Physically Complete	DAVIS	F017933	0	0	0	\$ 0	\$ 0
STP - FLEXIBLE (ANY AREA) STATEWIDE	20882	Roadway Preventative Maintenance	SR-68; I-15 to US-89	Physically Complete	DAVIS	F017933	-466.1499939	-466.1499939	-33.84999847	\$ 0	(\$500)
STP - FLEXIBLE (ANY AREA) STATEWIDE	20886	High Volume Pavement Rehabilitation	SR-13; I-15 to SR-83 and SR-83; SR-13 to 5600 West	Advertised	BOX ELDER	F017937	2944166.192	2944166.192	213793.9019	\$ 0	\$ 3,157,960
STP - FLEXIBLE (ANY AREA) STATEWIDE	20886	High Volume Pavement Rehabilitation	SR-13; I-15 to SR-83 and SR-83; SR-13 to 5600 West	Advertised	BOX ELDER	F017937	167814	167814	12186	\$ 0	\$ 180,000
STP - FLEXIBLE (ANY AREA) STATEWIDE	20886	High Volume Pavement Rehabilitation	SR-13; I-15 to SR-83 and SR-83; SR-13 to 5600 West	Advertised	BOX ELDER	F017937	12455.53027	12455.53027	904.4699707	\$ 0	\$ 13,360
NAT'L HIGHWAY PERFORM PROG. NHS ROUTES	20887	High Volume Pavement Rehabilitation	US-89; Eagleridge to I-15	Advertised	DAVIS	F017938	205106	205106	14894	\$ 0	\$ 220,000
NAT'L HIGHWAY PERFORM PROG. NHS ROUTES	20887	High Volume Pavement Rehabilitation	US-89; Eagleridge to I-15	Advertised	DAVIS	F017938	37292	37292	2708	\$ 0	\$ 40,000
STP - FLEXIBLE (ANY AREA) STATEWIDE	20887	High Volume Pavement Rehabilitation	US-89; Eagleridge to I-15	Advertised	DAVIS	F017938	7521138.014	7521138.014	546155.7705	\$ 0	\$ 8,067,294
HIGHWAY SAFETY IMPROVEMENT PROGAM	20921	Spot Improvement - Safety	Salt Lake County Safety Projects	Scoping	SALT LAKE	F017970	67941.35938	67941.35938	4933.640137	\$ 0	\$ 72,875
STP - FLEXIBLE (ANY AREA) STATEWIDE	20995	Roadway Preventative Maintenance	SR-126; I-15 to 300 N	Close Out	DAVIS	F018033	-167814	-167814	-12186	\$ 0	(\$180,000)
BRIDGE FORMULA PROGRAM - OFF SYSTEM	21005	Structures Bridge Rehabilitation	BFP: South SLC Bridge Replacement 035123F	Under Construction	SALT LAKE	F018043	1374999.964	1374999.964	0	\$ 0	\$ 1,375,000
HIGHWAY IMPROVEMENT PROG. EARMARK	21130	Roadway Reconstruct - With Widening	4700 South; 5400 West to 5600 West	Close Out	SALT LAKE	F018166	43978.42188	43978.42188	0	\$ 3,194	\$ 47,172

WFRC Area

Federal Fiscal Year 2025 Projects
Obligated/ (De_Obligated)

Plan Fund Desc.	PIN	Index	Project Description	PIN Status	County	FMIS No.	Total Obligation	Federal Aid	State Match	Local Match	Total
HIGHWAY IMPROVEMENT PROG. EARMARK	21130	Roadway Reconstruct - With Widening	4700 South; 5400 West to 5600 West	Close Out	SALT LAKE	F018166	24204.48926	24204.48926	0	\$ 1,758	\$ 25,962
HIGHWAY IMPROVEMENT PROG. EARMARK	21130	Roadway Reconstruct - With Widening	4700 South; 5400 West to 5600 West	Close Out	SALT LAKE	F018166	-24204.49023	-24204.49023	0	(\$1,758)	(\$25,962)
HIGHWAY IMPROVEMENT PROG. EARMARK	21130	Roadway Reconstruct - With Widening	4700 South; 5400 West to 5600 West	Close Out	SALT LAKE	F018166	-43978.41895	-43978.41895	0	(\$3,194)	(\$47,172)
TRANSPORTATION ALTERNATIVE PROGRAM	21143	Ped & Bike	White City Safe Routes to School FY25	Close Out	SALT LAKE	F018179	-45988.01953	-45988.01953	0	(\$3,339)	(\$49,327)
TRANSPORTATION ALTERNATIVE PROGRAM	21144	Ped & Bike	Statewide Bicycle Education FY25	Scoping	VARIOUS	F018180	93230	93230	6770	\$ 0	\$ 100,000
BRIDGE FORMULA PROG.-MAIN/OFF SYS.	21147	Structures Bridge Rehabilitation	BFP: Etwood Town Bridge Replacements (2)	Advertised	BOX ELDER	F018183	1570000	1570000	0	\$ 0	\$ 1,570,000
BRIDGE FORMULA PROG.-MAIN/OFF SYS.	21147	Structures Bridge Rehabilitation	BFP: Etwood Town Bridge Replacements (2)	Advertised	BOX ELDER	F018183	530000	530000	0	\$ 0	\$ 530,000
BRIDGE FORMULA PROGRAM - OFF SYSTEM	21147	Structures Bridge Rehabilitation	BFP: Etwood Town Bridge Replacements (2)	Advertised	BOX ELDER	F018183	3706414.364	3706414.364	0	\$ 0	\$ 3,706,414
BRIDGE FORMULA PROG MAIN W LOCAL MATCH	21148	Structures Bridge Rehabilitation	BFP: Salt Lake City Bridge Replacements (2)	Advertised	SALT LAKE	F018184	10197805.76	10197805.76	740524.9875	\$ 0	\$ 10,938,331
BRIDGE FORMULA PROG MAIN W LOCAL MATCH	21148	Structures Bridge Rehabilitation	BFP: Salt Lake City Bridge Replacements (2)	Advertised	SALT LAKE	F018184	1128083	1128083	81917	\$ 0	\$ 1,210,000
BRIDGE FORMULA PROG MAIN W LOCAL MATCH	21148	Structures Bridge Rehabilitation	BFP: Salt Lake City Bridge Replacements (2)	Advertised	SALT LAKE	F018184	363597	363597	26403	\$ 0	\$ 390,000
BRIDGE FORMULA PROG MAIN W LOCAL MATCH	21148	Structures Bridge Rehabilitation	BFP: Salt Lake City Bridge Replacements (2)	Advertised	SALT LAKE	F018184	148328	148328	10771	\$ 0	\$ 159,099
BRIDGE FORMULA PROG MAIN W LOCAL MATCH	21148	Structures Bridge Rehabilitation	BFP: Salt Lake City Bridge Replacements (2)	Advertised	SALT LAKE	F018184	93230	93230	6770	\$ 0	\$ 100,000
NAT'L HIGHWAY PERFORM PROGRAM - IM	21161	Structures Bridge Rehabilitation	I-215 Structures Deck Repairs	Closed	SALT LAKE	F018196	337448.9688	337448.9688	20853.18945	\$ 0	\$ 358,302
NAT'L HIGHWAY PERFORM PROGRAM - IM	21161	Structures Bridge Rehabilitation	I-215 Structures Deck Repairs	Closed	SALT LAKE	F018196	-347354.1045	-347354.1045	-21465.29044	\$ 0	(\$368,819)
STP - FLEXIBLE (ANY AREA) STATEWIDE	21161	Structures Bridge Rehabilitation	I-215 Structures Deck Repairs	Closed	SALT LAKE	F018196	-565941.9794	-565941.9794	-41096.49996	\$ 0	(\$607,038)
UDOT'S STP FUNDS FROM WFRC EXCHANGE	21161	Structures Bridge Rehabilitation	I-215 Structures Deck Repairs	Closed	SALT LAKE	F018196	0	0	-0.23046875	\$ 0	(\$0)
STATEWIDE PLANNING & RESEARCH (RESEARCH)	21169	Other	FY2024 Research Work Program	Close Out	STATEWIDE	F018204	-2100000	-2100000	-525000	\$ 0	(\$2,625,000)

WFRC Area

Federal Fiscal Year 2025 Projects
Obligated/ (De_Obligated)

Plan Fund Desc.	PIN	Index	Project Description	PIN Status	County	FMIS No.	Total Obligation	Federal Aid	State Match	Local Match	Total
STP_FLEXIBLE @ 100 FEDERAL FUNDING	21185	Other	FY2024 State Training Budget	Closed	STATEWIDE	F018219	-129717.1016	-129717.1016	0	\$ 0	(\$129,717)
PLANNING MPO (WFRC)	21189	Planning	FY2024 WFRC MPO CPG SLC, O/L AREAS	Closed	VARIOUS	F018223	-932760	-932760	0	\$ 0	(\$932,760)
STP - URBAN AREA SALT LAKE (WFRC)	21200	Ped & Bike	2000 East; 3300 South to Atkin Ave	Active	SALT LAKE	F018231	437248.6875	437248.6875	0	\$ 31,751	\$ 469,000
STP - URBAN AREA SALT LAKE (WFRC)	21200	Ped & Bike	2000 East; 3300 South to Atkin Ave	Active	SALT LAKE	F018231	312034.1563	312034.1563	0	\$ 22,659	\$ 334,693
STP - URBAN AREA SALT LAKE (WFRC)	21200	Ped & Bike	2000 East; 3300 South to Atkin Ave	Active	SALT LAKE	F018231	186746.3438	186746.3438	0	\$ 13,561	\$ 200,307
STP - URBAN AREA SALT LAKE (WFRC)	21200	Ped & Bike	2000 East; 3300 South to Atkin Ave	Active	SALT LAKE	F018231	32630.5	32630.5	0	\$ 2,370	\$ 35,000
NATIONAL HIGHWAY FREIGHT PROGRAM	21204	Other	Weigh in Motion (WIM) Stations	Close Out	VARIOUS	F018235	2115.410156	2115.410156	153.6101074	\$ 0	\$ 2,269
NAT'L HIGHWAY PERFORM PROG. NHS ROUTES	21204	Other	Weigh in Motion (WIM) Stations	Close Out	VARIOUS	F018235	209767.5	209767.5	15232.5	\$ 0	\$ 225,000
STP - FLEXIBLE (ANY AREA) STATEWIDE	21204	Other	Weigh in Motion (WIM) Stations	Close Out	VARIOUS	F018235	0	0	0	\$ 0	\$ 0
CONGESTION MITIGATION/AIR QUALITY (WFRC)	21221	Intersection Improvements	11400 South & 700 East Intersection	Scoping	SALT LAKE	F018251	9323	9323	0	\$ 677	\$ 10,000
CONGESTION MITIGATION/AIR QUALITY (WFRC)	21224	Ped & Bike	SR-209 Quarry Bend Ped Bridge	Scoping	SALT LAKE	F018254	662467.1875	662467.1875	0	\$ 48,106	\$ 710,573
CONGESTION MITIGATION/AIR QUALITY (WFRC)	21224	Ped & Bike	SR-209 Quarry Bend Ped Bridge	Scoping	SALT LAKE	F018254	4661.5	4661.5	0	\$ 339	\$ 5,000
TRANS ALT. PROGRAM- OG/LAYTON	21229	Ped & Bike	Adams Avenue Sidewalk; 40th Street to 42nd Street	Scoping	WEBER	F018257	177137	177137	0	\$ 12,863	\$ 190,000
TRANSPORTATION ALT PROGRAM - WFRC	21232	Ped & Bike	4220 West Sidewalk; 5415 So to 5500 South	Close Out	SALT LAKE	F018260	12213.12988	12213.12988	0	\$ 887	\$ 13,100
TRANSPORTATION ALT PROGRAM - WFRC	21232	Ped & Bike	4220 West Sidewalk; 5415 So to 5500 South	Close Out	SALT LAKE	F018260	4661.5	4661.5	0	\$ 339	\$ 5,000
TRANSPORTATION ALT PROGRAM - WFRC	21232	Ped & Bike	4220 West Sidewalk; 5415 So to 5500 South	Close Out	SALT LAKE	F018260	-16049.08008	-16049.08008	0	(\$1,165)	(\$17,215)
TRANSPORTATION ALT PROGRAM - WFRC	21233	Ped & Bike	White City & Kearns WFRC TAP	Scoping	SALT LAKE	F018261	107978.9922	107978.9922	0	\$ 7,841	\$ 115,820
TRANSPORTATION ALT PROGRAM - WFRC	21235	Ped & Bike	S Birch Drive; Upland Drive to 3900 South	Scoping	SALT LAKE	F018263	233075	233075	0	\$ 16,925	\$ 250,000

WFRC Area

Federal Fiscal Year 2025 Projects
Obligated/ (De_Obligated)

Plan Fund Desc.	PIN	Index	Project Description	PIN Status	County	FMIS No.	Total Obligation	Federal Aid	State Match	Local Match	Total
CARBON REDUCTION FOR SL AREA	21240	Signal and/or Lighting Project	Holladay Signal Optimization Enhancements	Scoping	SALT LAKE	F018268	186460	186460	0	\$ 13,540	\$ 200,000
CARBON REDUCTION FOR SL AREA	21240	Signal and/or Lighting Project	Holladay Signal Optimization Enhancements	Scoping	SALT LAKE	F018268	65261	65261	0	\$ 4,739	\$ 70,000
HIGHWAY IMPROVEMENT PROG. EARMARK	21275	Roadway Reconstruct - With Widening	Ibapah Road Safety and Rehabilitation Project	Advertised	VARIOUS	F018331	728390.125	728390.125	0	\$ 52,893	\$ 781,283
HIGHWAY IMPROVEMENT PROG. EARMARK	21275	Roadway Reconstruct - With Widening	Ibapah Road Safety and Rehabilitation Project	Advertised	VARIOUS	F018331	432231.9302	432231.9302	0	\$ 31,387	\$ 463,619
NAT'L SIG FED LAND & TRIBAL GRANT	21275	Roadway Reconstruct - With Widening	Ibapah Road Safety and Rehabilitation Project	Advertised	VARIOUS	F018331	8346271	8346271	0	\$ 0	\$ 8,346,271
RURAL SURFACE TRANS GRANT	21275	Roadway Reconstruct - With Widening	Ibapah Road Safety and Rehabilitation Project	Advertised	VARIOUS	F018331	6030695	6030695	0	\$ 0	\$ 6,030,695
HIGHWAY IMPROVEMENT PROG. EARMARK	21277	Ped & Bike	Neffs Canyon Trailhead Improvements	Contract Complete	SALT LAKE	F018333	486366.4213	486366.4213	0	\$ 0	\$ 486,366
HIGHWAY IMPROVEMENT PROG. EARMARK	21277	Ped & Bike	Neffs Canyon Trailhead Improvements	Contract Complete	SALT LAKE	F018333	93230	93230	0	\$ 0	\$ 93,230
HIGHWAY IMPROVEMENT PROG. EARMARK	21277	Ped & Bike	Neffs Canyon Trailhead Improvements	Contract Complete	SALT LAKE	F018333	5593.799988	5593.799988	0	\$ 0	\$ 5,594
BRIDGE FORMULA PROG MAIN W LOCAL MATCH	21295	Structures Bridge Replacement	BFP: Riverton City Bridge Replacement 035003D	Active	SALT LAKE	F018350	372920	372920	27080	\$ 0	\$ 400,000
BRIDGE FORMULA PROG.-MAIN/OFF SYS.	21297	Structures Bridge Replacement	BFP: Taylorsville City Bridge Replacement 035218F	Scoping	SALT LAKE	F018352	450000	450000	0	\$ 0	\$ 450,000
BRIDGE FORMULA PROG.-MAIN/OFF SYS.	21308	Structures Bridge Replacement	BFP: Box Elder County Bridge Replacements (5)	Advertised	BOX ELDER	F018363	1212125	1212125	0	\$ 0	\$ 1,212,125
BRIDGE FORMULA PROG.-MAIN/OFF SYS.	21308	Structures Bridge Replacement	BFP: Box Elder County Bridge Replacements (5)	Advertised	BOX ELDER	F018363	1161174.97	1161174.97	0	\$ 0	\$ 1,161,175
BRIDGE FORMULA PROG.-MAIN/OFF SYS.	21308	Structures Bridge Replacement	BFP: Box Elder County Bridge Replacements (5)	Advertised	BOX ELDER	F018363	76700	76700	0	\$ 0	\$ 76,700
BRIDGE FORMULA PROGRAM - OFF SYSTEM	21308	Structures Bridge Replacement	BFP: Box Elder County Bridge Replacements (5)	Advertised	BOX ELDER	F018363	4456973	4456973	0	\$ 0	\$ 4,456,973
BRIDGE FORMULA PROG.-MAIN/OFF SYS.	21309	Structures Bridge Replacement	BFP: Salt Lake City Bridge Replacement (035097F)	Advertised	SALT LAKE	F018364	5389087.59	5389087.59	0	\$ 0	\$ 5,389,088
BRIDGE FORMULA PROG.-MAIN/OFF SYS.	21309	Structures Bridge Replacement	BFP: Salt Lake City Bridge Replacement (035097F)	Advertised	SALT LAKE	F018364	629000	629000	0	\$ 0	\$ 629,000
BRIDGE FORMULA PROG.-MAIN/OFF SYS.	21309	Structures Bridge Replacement	BFP: Salt Lake City Bridge Replacement (035097F)	Advertised	SALT LAKE	F018364	261000	261000	0	\$ 0	\$ 261,000

WFRC Area

Federal Fiscal Year 2025 Projects
Obligated/ (De_Obligated)

Plan Fund Desc.	PIN	Index	Project Description	PIN Status	County	FMIS No.	Total Obligation	Federal Aid	State Match	Local Match	Total
BRIDGE FORMULA PROG.-MAIN/OFF SYS.	21309	Structures Bridge Replacement	BFP: Salt Lake City Bridge Replacement (035097F)	Advertised	SALT LAKE	F018364	154000	154000	0	\$ 0	\$ 154,000
BRIDGE FORMULA PROG.-MAIN/OFF SYS.	21309	Structures Bridge Replacement	BFP: Salt Lake City Bridge Replacement (035097F)	Advertised	SALT LAKE	F018364	91000	91000	0	\$ 0	\$ 91,000
BRIDGE FORMULA PROG.-MAIN/OFF SYS.	21311	Structures Bridge Replacement	BFP: Weber County Bridge Replacement (057038C)	Active	WEBER	F018366	380000	380000	0	\$ 0	\$ 380,000
BRIDGE FORMULA PROG.-MAIN/OFF SYS.	21311	Structures Bridge Replacement	BFP: Weber County Bridge Replacement (057038C)	Active	WEBER	F018366	44000	44000	0	\$ 0	\$ 44,000
CARBON REDUCTION PROG. FLEX	21314	Planning	Carbon Reduction Strategy Plan	Closed	STATEWIDE	F018369	-194488.3594	-194488.3594	-14122.99023	\$ 0	(\$208,611)
STP - FLEXIBLE (ANY AREA) STATEWIDE	21318	Roadway Preventative Maintenance	US-89; SR-204 to SR-134	Close Out	WEBER	F018373	-23307.5	-23307.5	-1692.5	\$ 0	(\$25,000)
STP URBAN EXCHANGE O/L WITH WFRC	21318	Roadway Preventative Maintenance	US-89; SR-204 to SR-134	Close Out	WEBER	F018373	-152062.7969	-152062.7969	-11042.20996	\$ 0	(\$163,105)
NAT'L HIGHWAY PERFORM PROG. NHS ROUTES	21319	Roadway Preventative Maintenance	US-89; SR-193 to Weber River	Close Out	DAVIS	F018374	-441412.375	-441412.375	-32053.65039	\$ 0	(\$473,466)
STP - FLEXIBLE (ANY AREA) STATEWIDE	21319	Roadway Preventative Maintenance	US-89; SR-193 to Weber River	Close Out	DAVIS	F018374	-43383.62988	-43383.62988	-3150.349854	\$ 0	(\$46,534)
SPR PLANNING FUNDS @ 100%	21525	Other	Western Transportation Research Consortium	Active	STATEWIDE	F018570	15000	30000	0	\$ 0	\$ 30,000
SPR PLANNING FUNDS @ 100%	21525	Other	Western Transportation Research Consortium	Active	STATEWIDE	F018570	25000	25000	0	\$ 0	\$ 25,000
SPR POOLED FUND 100%	21525	Other	Western Transportation Research Consortium	Active	STATEWIDE	F018570	170000	170000	0	\$ 0	\$ 170,000
SPR POOLED FUND 100%	21525	Other	Western Transportation Research Consortium	Active	STATEWIDE	F018570	75000	75000	0	\$ 0	\$ 75,000
SPR POOLED FUND 100%	21525	Other	Western Transportation Research Consortium	Active	STATEWIDE	F018570	30000	60000	0	\$ 0	\$ 60,000
SPR POOLED FUND 100%	21525	Other	Western Transportation Research Consortium	Active	STATEWIDE	F018570	15000	15000	0	\$ 0	\$ 15,000
HIGHWAY SAFETY IMPROVEMENT PROGAM	21576	Spot Improvement - Safety	US-89; MP 460.92-497.56, Curve Signs & Delineation	Advertised	VARIOUS	F018621	656011.0078	656011.0078	47636.97107	\$ 0	\$ 703,648
HIGHWAY SAFETY IMPROVEMENT PROGAM	21576	Spot Improvement - Safety	US-89; MP 460.92-497.56, Curve Signs & Delineation	Advertised	VARIOUS	F018621	88568.5	88568.5	6431.5	\$ 0	\$ 95,000
HIGHWAY SAFETY IMPROVEMENT PROGAM	21576	Spot Improvement - Safety	US-89; MP 460.92-497.56, Curve Signs & Delineation	Advertised	VARIOUS	F018621	60599.5	60599.5	4400.5	\$ 0	\$ 65,000

WFRC Area

Federal Fiscal Year 2025 Projects
Obligated/ (De_Obligated)

Plan Fund Desc.	PIN	Index	Project Description	PIN Status	County	FMIS No.	Total Obligation	Federal Aid	State Match	Local Match	Total
HIGHWAY SAFETY IMPROVEMENT PROGRAM	21576	Spot Improvement - Safety	US-89; MP 460.92-497.56, Curve Signs & Delineation	Advertised	VARIOUS	F018621	32958.67188	32958.67188	2393.330078	\$ 0	\$ 35,352
HIGHWAY SAFETY IMPROVEMENT PROGRAM	21576	Spot Improvement - Safety	US-89; MP 460.92-497.56, Curve Signs & Delineation	Advertised	VARIOUS	F018621	32630.5	32630.5	2369.5	\$ 0	\$ 35,000
HIGHWAY SAFETY IMPROVEMENT PROGRAM	21577	Spot Improvement - Safety	SR-26; MP 1.08-1.30, Raised Median	Scoping	WEBER	F018622	93230	93230	6770	\$ 0	\$ 100,000
HIGHWAY SAFETY IMPROVEMENT PROGRAM	21577	Spot Improvement - Safety	SR-26; MP 1.08-1.30, Raised Median	Scoping	WEBER	F018622	37292	37292	2708	\$ 0	\$ 40,000
HIGHWAY SAFETY IMPROVEMENT PROGRAM	21578	Spot Improvement - Safety	SR-167; MP 1.60-11.12, Various Curve Improvements	Advertised	VARIOUS	F018623	252537.0571	252537.0571	18338.25916	\$ 0	\$ 270,875
HIGHWAY SAFETY IMPROVEMENT PROGRAM	21578	Spot Improvement - Safety	SR-167; MP 1.60-11.12, Various Curve Improvements	Advertised	VARIOUS	F018623	139845	139845	10155	\$ 0	\$ 150,000
HIGHWAY SAFETY IMPROVEMENT PROGRAM	21578	Spot Improvement - Safety	SR-167; MP 1.60-11.12, Various Curve Improvements	Advertised	VARIOUS	F018623	93230	93230	6770	\$ 0	\$ 100,000
HIGHWAY SAFETY IMPROVEMENT PROGRAM	21578	Spot Improvement - Safety	SR-167; MP 1.60-11.12, Various Curve Improvements	Advertised	VARIOUS	F018623	46615	46615	3385	\$ 0	\$ 50,000
HIGHWAY SAFETY IMPROVEMENT PROGRAM	21582	Spot Improvement - Safety	I-15/215 & SR-154/186/201/85; WWD RAMP UPGRADES	Active	VARIOUS	F018627	186460	186460	13540	\$ 0	\$ 200,000
HIGHWAY SAFETY IMPROVEMENT PROGRAM	21582	Spot Improvement - Safety	I-15/215 & SR-154/186/201/85; WWD RAMP UPGRADES	Active	VARIOUS	F018627	177696.375	177696.375	12903.62012	\$ 0	\$ 190,600
HIGHWAY SAFETY IMPROVEMENT PROGRAM	21583	Spot Improvement - Safety	I-80/84; WWD RAMP UPGRADES	Active	VARIOUS	F018628	186460	186460	13540	\$ 0	\$ 200,000
HIGHWAY SAFETY IMPROVEMENT PROGRAM	21583	Spot Improvement - Safety	I-80/84; WWD RAMP UPGRADES	Active	VARIOUS	F018628	73372.00781	73372.00781	5327.990234	\$ 0	\$ 78,700
HIGHWAY SAFETY IMPROVEMENT PROGRAM	21595	Spot Improvement - Safety	SR-126; MP 3.32-6.10, Corridor Lighting	Active	DAVIS	F018640	102553	102553	7447	\$ 0	\$ 110,000
HIGHWAY SAFETY IMPROVEMENT PROGRAM	21595	Spot Improvement - Safety	SR-126; MP 3.32-6.10, Corridor Lighting	Active	DAVIS	F018640	93230	93230	6770	\$ 0	\$ 100,000
HIGHWAY SAFETY IMPROVEMENT PROGRAM	21596	Spot Improvement - Safety	SR-273; MP 0.1-2.1, Street Lighting	Active	DAVIS	F018641	93230	186460	13540	\$ 0	\$ 200,000
NAT'L HIGHWAY PERFORM PROGRAM - IM	21615	Roadway Minor Rehab - Purple Book	I-80; Parley's Way Ramps	Under Construction	SALT LAKE	F018660	2109504.499	2109504.499	130360.1231	\$ 0	\$ 2,239,865
STP - FLEXIBLE (ANY AREA) STATEWIDE	21615	Roadway Minor Rehab - Purple Book	I-80; Parley's Way Ramps	Under Construction	SALT LAKE	F018660	69922.5	69922.5	5077.5	\$ 0	\$ 75,000
STP - FLEXIBLE (ANY AREA) STATEWIDE	21615	Roadway Minor Rehab - Purple Book	I-80; Parley's Way Ramps	Under Construction	SALT LAKE	F018660	51276.50195	51276.50195	3723.499756	\$ 0	\$ 55,000

WFRC Area

Federal Fiscal Year 2025 Projects
Obligated/ (De_Obligated)

Plan Fund Desc.	PIN	Index	Project Description	PIN Status	County	FMIS No.	Total Obligation	Federal Aid	State Match	Local Match	Total
NAT'L HIGHWAY PERFORM PROGRAM - IM	21659	High Volume Pavement Rehabilitation	I-80; SR-65 to Lambs	Advertised	SALT LAKE	F018703	235450	235450	14550	\$ 0	\$ 250,000
NAT'L HIGHWAY PERFORM PROGRAM - IM	21659	High Volume Pavement Rehabilitation	I-80; SR-65 to Lambs	Advertised	SALT LAKE	F018703	0	0	0	\$ 0	\$ 0
NAT'L HIGHWAY PERFORM PROGRAM - IM	21660	High Volume Pavement Rehabilitation	I-15; 10600 S to 9000 S	Active	SALT LAKE	F018704	408741.1875	408741.1875	25258.80078	\$ 0	\$ 434,000
NAT'L HIGHWAY PERFORM PROGRAM - IM	21660	High Volume Pavement Rehabilitation	I-15; 10600 S to 9000 S	Active	SALT LAKE	F018704	235450	235450	14550	\$ 0	\$ 250,000
STP - FLEXIBLE (ANY AREA) STATEWIDE	21665	Spot Improvement - Safety	Upgrade Concrete Barrier in Various Locations 2025	Substantially Compl	VARIOUS	F018709	1292340.225	1292340.225	93844.71688	\$ 0	\$ 1,386,185
STP - FLEXIBLE (ANY AREA) STATEWIDE	21665	Spot Improvement - Safety	Upgrade Concrete Barrier in Various Locations 2025	Substantially Compl	VARIOUS	F018709	129417.2188	129417.2188	9397.780273	\$ 0	\$ 138,815
STP - FLEXIBLE (ANY AREA) STATEWIDE	21666	Asset Management	Culvert Repairs along State Roads 2025	Contract Complete	VARIOUS	F018710	783132	783132	56867.99969	\$ 0	\$ 840,000
STP - FLEXIBLE (ANY AREA) STATEWIDE	21666	Asset Management	Culvert Repairs along State Roads 2025	Contract Complete	VARIOUS	F018710	46615	93230	6770	\$ 0	\$ 100,000
STP - FLEXIBLE (ANY AREA) STATEWIDE	21666	Asset Management	Culvert Repairs along State Roads 2025	Contract Complete	VARIOUS	F018710	-46615	-46615	-3385	\$ 0	(\$50,000)
NAT'L HIGHWAY PERFORM PROGRAM - IM	21670	signage	Large Sign Panel Overlay on I-15	Under Construction	WEBER	F018714	433228	433228	26772	\$ 0	\$ 460,000
NAT'L HIGHWAY PERFORM PROGRAM - IM	21670	signage	Large Sign Panel Overlay on I-15	Under Construction	WEBER	F018714	37672	37672	2328	\$ 0	\$ 40,000
STP - FLEXIBLE (ANY AREA) STATEWIDE	21671	Spot Improvement - Operational	Side by Side left turn lanes on 400 N under I-15	Close Out	WEBER	F018715	741178.5044	741178.5044	53821.50015	\$ 0	\$ 795,000
STP - FLEXIBLE (ANY AREA) STATEWIDE	21671	Spot Improvement - Operational	Side by Side left turn lanes on 400 N under I-15	Close Out	WEBER	F018715	-132386.5938	-132386.5938	-9613.400391	\$ 0	(\$142,000)
NAT'L HIGHWAY PERFORM PROGRAM - IM	21674	ATMS Project	I-15 / I-84; Permanent VMS Board	Active	BOX ELDER	F018718	75344	75344	4656	\$ 0	\$ 80,000
NAT'L HIGHWAY PERFORM PROGRAM - IM	21674	ATMS Project	I-15 / I-84; Permanent VMS Board	Active	BOX ELDER	F018718	65926	65926	4074	\$ 0	\$ 70,000
NAT'L HIGHWAY PERFORM PROGRAM - IM	21674	ATMS Project	I-15 / I-84; Permanent VMS Board	Active	BOX ELDER	F018718	51799	51799	3201	\$ 0	\$ 55,000
BRIDGE FORMULA PROG MAIN W LOCAL MATCH	21719	Structures Bridge Replacement	BFP: West Valley City Bridge Replacements	Scoping	SALT LAKE	F018759	1398450	1398450	101550	\$ 0	\$ 1,500,000
NAT'L HIGHWAY PERFORM PROGRAM - IM	21722	Roadway Minor Rehab - Purple Book	I-15; Concrete Repair & Expansion Joints Phase 3	Under Construction	SALT LAKE	F018762	1478626	1478626	91374	\$ 0	\$ 1,570,000

WFRC Area

Federal Fiscal Year 2025 Projects
Obligated/ (De_Obligated)

Plan Fund Desc.	PIN	Index	Project Description	PIN Status	County	FMIS No.	Total Obligation	Federal Aid	State Match	Local Match	Total
NAT'L HIGHWAY PERFORM PROGRAM - IM	21722	Roadway Minor Rehab - Purple Book	I-15; Concrete Repair & Expansion Joints Phase 3	Under Construction	SALT LAKE	F018762	188360	188360	11640	\$ 0	\$ 200,000
STP - FLEXIBLE (ANY AREA) STATEWIDE	21722	Roadway Minor Rehab - Purple Book	I-15; Concrete Repair & Expansion Joints Phase 3	Under Construction	SALT LAKE	F018762	45470.62891	45470.62891	3301.900024	\$ 0	\$ 48,773
STP - FLEXIBLE (ANY AREA) STATEWIDE	21723	Ped & Bike	SR-171; MP 1-2 Sidewalk Improvements	Advertised	SALT LAKE	F018763	296721.475	296721.475	21546.75993	\$ 0	\$ 318,268
STP - FLEXIBLE (ANY AREA) STATEWIDE	21723	Ped & Bike	SR-171; MP 1-2 Sidewalk Improvements	Advertised	SALT LAKE	F018763	279690	279690	20310	\$ 0	\$ 300,000
STP - FLEXIBLE (ANY AREA) STATEWIDE	21723	Ped & Bike	SR-171; MP 1-2 Sidewalk Improvements	Advertised	SALT LAKE	F018763	130522	130522	9478	\$ 0	\$ 140,000
STP - FLEXIBLE (ANY AREA) STATEWIDE	21723	Ped & Bike	SR-171; MP 1-2 Sidewalk Improvements	Advertised	SALT LAKE	F018763	46615	46615	3385	\$ 0	\$ 50,000
STP - FLEXIBLE (ANY AREA) STATEWIDE	21723	Ped & Bike	SR-171; MP 1-2 Sidewalk Improvements	Advertised	SALT LAKE	F018763	4661.5	4661.5	338.5	\$ 0	\$ 5,000
STP - FLEXIBLE (ANY AREA) STATEWIDE	21726	Spot Improvement - Safety	SR-154; MP 22.7-23.9 Barrier Replacement	Awarded	SALT LAKE	F018766	1678138.742	1678138.742	121859.9126	\$ 0	\$ 1,799,999
NAT'L HIGHWAY PERFORM PROGRAM - IM	21728	Asset Management	I-80; MP 128-148 Large Sign Replacement	Under Construction	VARIOUS	F018768	958669.9375	958669.9375	59242.5	\$ 0	\$ 1,017,912
NAT'L HIGHWAY PERFORM PROGRAM - IM	21728	Asset Management	I-80; MP 128-148 Large Sign Replacement	Under Construction	VARIOUS	F018768	218580.0938	218580.0938	13507.5	\$ 0	\$ 232,088
NAT'L HIGHWAY PERFORM PROGRAM - IM	21728	Asset Management	I-80; MP 128-148 Large Sign Replacement	Under Construction	VARIOUS	F018768	-188360	-188360	-11640	\$ 0	(\$200,000)
STP - FLEXIBLE (ANY AREA) STATEWIDE	21728	Asset Management	I-80; MP 128-148 Large Sign Replacement	Under Construction	VARIOUS	F018768	46615.00098	46615.00098	3384.999756	\$ 0	\$ 50,000
NAT'L HIGHWAY PERFORM PROGRAM - IM	21730	Roadway Reconstruct - With Widening	I-215; 2100 North Off Ramp Widening	Physically Complete	SALT LAKE	F018770	692004.45	692004.45	42763.49171	\$ 0	\$ 734,768
NAT'L HIGHWAY PERFORM PROGRAM - IM	21730	Roadway Reconstruct - With Widening	I-215; 2100 North Off Ramp Widening	Physically Complete	SALT LAKE	F018770	56508	56508	3492	\$ 0	\$ 60,000
NAT'L HIGHWAY PERFORM PROGRAM - IM	21730	Roadway Reconstruct - With Widening	I-215; 2100 North Off Ramp Widening	Physically Complete	SALT LAKE	F018770	4764.569824	4764.569824	294.4299927	\$ 0	\$ 5,059
NAT'L HIGHWAY PERFORM PROGRAM - IM	21730	Roadway Reconstruct - With Widening	I-215; 2100 North Off Ramp Widening	Physically Complete	SALT LAKE	F018770	1858.22998	1858.22998	114.8300018	\$ 0	\$ 1,973
NAT'L HIGHWAY PERFORM PROGRAM - IM	21730	Roadway Reconstruct - With Widening	I-215; 2100 North Off Ramp Widening	Physically Complete	SALT LAKE	F018770	-1858.22998	-1858.22998	-114.8300018	\$ 0	(\$1,973)
NAT'L HIGHWAY PERFORM PROGRAM - IM	21730	Roadway Reconstruct - With Widening	I-215; 2100 North Off Ramp Widening	Physically Complete	SALT LAKE	F018770	-4764.569824	-4764.569824	-294.4299927	\$ 0	(\$5,059)

WFRC Area

Federal Fiscal Year 2025 Projects
Obligated/ (De_Obligated)

Plan Fund Desc.	PIN	Index	Project Description	PIN Status	County	FMIS No.	Total Obligation	Federal Aid	State Match	Local Match	Total
NAT'L HIGHWAY PERFORM PROGRAM - IM	21730	Roadway Reconstruct - With Widening	I-215; 2100 North Off Ramp Widening	Physically Complete	SALT LAKE	F018770	-9199.44043	-9199.44043	-568.4899902	\$ 0	(\$9,768)
STP - FLEXIBLE (ANY AREA) STATEWIDE	21730	Roadway Reconstruct - With Widening	I-215; 2100 North Off Ramp Widening	Physically Complete	SALT LAKE	F018770	139832.2031	139832.2031	10154.07031	\$ 0	\$ 149,986
STP - FLEXIBLE (ANY AREA) STATEWIDE	21730	Roadway Reconstruct - With Widening	I-215; 2100 North Off Ramp Widening	Physically Complete	SALT LAKE	F018770	12.80000019	12.80000019	0.930000007	\$ 0	\$ 14
BRIDGE FORMULA PROG MAIN W LOCAL MATCH	21732	Structures Bridge Replacement	BFP: 2200 W Bridge Replacement (035085F)	Scoping	SALT LAKE	F018772	382243	382243	27757	\$ 0	\$ 410,000
CONGESTION MITIGATION/AIR QUALITY (WFRC)	21828	ITS/ ATMS	VMS I-15 SB between 12300 S and Bangerter Hwy	Active	SALT LAKE	F018861	1108506.791	1108506.791	80495.45021	\$ 0	\$ 1,189,002
CONGESTION MITIGATION/AIR QUALITY (WFRC)	21828	ITS/ ATMS	VMS I-15 SB between 12300 S and Bangerter Hwy	Active	SALT LAKE	F018861	167814	167814	12186	\$ 0	\$ 180,000
CONGESTION MITIGATION/AIR QUALITY (WFRC)	21828	ITS/ ATMS	VMS I-15 SB between 12300 S and Bangerter Hwy	Active	SALT LAKE	F018861	19350.82031	19350.82031	1405.180054	\$ 0	\$ 20,756
STP - FLEXIBLE (ANY AREA) STATEWIDE	21929	High Volume Pavement Rehabilitation	SR-171; 2700 E to I-215	Active	SALT LAKE	F018951	233075	233075	16925	\$ 0	\$ 250,000
HIGHWAY IMPROVEMENT PROG. EARMARK	21942	Roadway Reconstruct - With Widening	Harrisville City Complex Roadway 1750 N	Scoping	WEBER	F018963	186460	186460	0	\$ 13,540	\$ 200,000
HIGHWAY IMPROVEMENT PROG. EARMARK	21942	Roadway Reconstruct - With Widening	Harrisville City Complex Roadway 1750 N	Scoping	WEBER	F018963	32630.5	32630.5	0	\$ 2,370	\$ 35,000
HIGHWAY IMPROVEMENT PROG. EARMARK	21944	Roadway Reconstruct - With Widening	Mormon Trail Road Reconstruction	Scoping	TOOELE	F018965	839070	839070	0	\$ 60,930	\$ 900,000
HIGHWAY IMPROVEMENT PROG. EARMARK	21945	Roadway Reconstruct - With Widening	Highland Drive Reconstruction and Complete Street	Scoping	SALT LAKE	F018966	93230	93230	0	\$ 6,770	\$ 100,000
TRANSPORTATION ALTERNATIVE PROGRAM	22015	Ped & Bike	Murray Pkwy; 5400 S to Sunberry Dr - Sidewalk sTAP	Close Out	SALT LAKE	F019033	-139845	-139845	0	(\$10,155)	(\$150,000)
STATEWIDE PLANNING & RESEARCH (RESEARCH)	22020	Railroad	FY2025 Research Work Program	Close Out	STATEWIDE	F019038	1117449.375	1117449.375	279362.3438	\$ 0	\$ 1,396,812
STP - URBAN AREA SALT LAKE (WFRC)	22082	Structures Bridge Rehabilitation	3900 South; Redwood Rd to Jordan River Bridge	Scoping	SALT LAKE	F019093	9323	9323	0	\$ 677	\$ 10,000
TRANSPORTATION ALT PROGRAM - WFRC	22082	Structures Bridge Rehabilitation	3900 South; Redwood Rd to Jordan River Bridge	Scoping	SALT LAKE	F019093	1129816.969	1129816.969	0	\$ 82,043	\$ 1,211,860
STP - FLEXIBLE (ANY AREA) STATEWIDE	22092	Spot Improvement - Operational	SR-71 AT LONE PEAK PKWY	Scoping	SALT LAKE	F019103	1088926.375	1088926.375	79073.60156	\$ 0	\$ 1,168,000
STP - FLEXIBLE (ANY AREA) STATEWIDE	22092	Spot Improvement - Operational	SR-71 AT LONE PEAK PKWY	Scoping	SALT LAKE	F019103	57877.17969	57877.17969	4202.819824	\$ 0	\$ 62,080

WFRC Area

Federal Fiscal Year 2025 Projects
Obligated/ (De_Obligated)

Plan Fund Desc.	PIN	Index	Project Description	PIN Status	County	FMIS No.	Total Obligation	Federal Aid	State Match	Local Match	Total
UDOT'S STP FUNDS FROM WFRC EXCHANGE	22092	Spot Improvement - Operational	SR-71 AT LONE PEAK PKWY	Scoping	SALT LAKE	F019103	139845	139845	10155	\$ 0	\$ 150,000
TRANS ALT. PROGRAM- OG/LAYTON	22100	Safe Sidewalk/ADA	Center Street sidewalk (Orchard to 340 East)	Scoping	DAVIS	F019111	93230.00189	93230.00189	0	\$ 6,770	\$ 100,000
TRANSPORTATION ALT PROGRAM - WFRC	22106	Safe Sidewalk/ADA	2700 East; Morningside Drive to 4500 South	Scoping	SALT LAKE	F019117	90526.32813	90526.32813	0	\$ 6,574	\$ 97,100
TRANSPORTATION ALT PROGRAM - WFRC	22106	Safe Sidewalk/ADA	2700 East; Morningside Drive to 4500 South	Scoping	SALT LAKE	F019117	46615	46615	0	\$ 3,385	\$ 50,000
STP - FLEXIBLE (ANY AREA) STATEWIDE	22108	Spot Improvement - Safety	SR-158 Rockfall Mitigation	Physically Complete	WEBER	F019119	1785090.898	1785090.898	129626.3569	\$ 0	\$ 1,914,717
STP - FLEXIBLE (ANY AREA) STATEWIDE	22108	Spot Improvement - Safety	SR-158 Rockfall Mitigation	Physically Complete	WEBER	F019119	149284.5469	149284.5469	10840.45996	\$ 0	\$ 160,125
STP - FLEXIBLE (ANY AREA) STATEWIDE	22108	Spot Improvement - Safety	SR-158 Rockfall Mitigation	Physically Complete	WEBER	F019119	-349465.375	-349465.375	-25376.82031	\$ 0	(\$374,842)
STP - FLEXIBLE (ANY AREA) STATEWIDE	22110	Spot Improvement - Safety	SR-36 Drainage Repair	Under Construction	TOOELE	F019121	834405.8145	834405.8145	60591.3092	\$ 0	\$ 894,997
STP - FLEXIBLE (ANY AREA) STATEWIDE	22110	Spot Improvement - Safety	SR-36 Drainage Repair	Under Construction	TOOELE	F019121	237736.5	237736.5	17263.5	\$ 0	\$ 255,000
STP - FLEXIBLE (ANY AREA) STATEWIDE	22110	Spot Improvement - Safety	SR-36 Drainage Repair	Under Construction	TOOELE	F019121	74.84999847	74.84999847	5.440000057	\$ 0	\$ 80
STP - FLEXIBLE (ANY AREA) STATEWIDE	22110	Spot Improvement - Safety	SR-36 Drainage Repair	Under Construction	TOOELE	F019121	-372992.1563	-372992.1563	-27085.25	\$ 0	(\$400,077)
STP_ FLEXIBLE @ 100 FEDERAL FUNDING	22218	Other	Highway Use Tax Evasion Project FY 2025-2027	Active	STATEWIDE	F019221	185000	185000	0	\$ 0	\$ 185,000
FEDERAL AID GRANT @100% PRO RATA	22237	ATMS Project	Connecting the West: Accelerating V2X Deployment	Active	VARIOUS	F019257	3852135.25	3852135.25	0	\$ 0	\$ 3,852,135
STP - FLEXIBLE (ANY AREA) STATEWIDE	22246	High Volume Pavement Rehabilitation	SR-131; Harmon Day Drive to SR-140	Active	SALT LAKE	F019276	169678.5938	169678.5938	12321.40039	\$ 0	\$ 182,000
FTA SECTION 5304 @ 100 %	22281	Transit Service	Human Services Transit Study	Active	STATEWIDE	F019310	160000	160000	0	\$ 0	\$ 160,000
FTA SECTION 5304 @ 100 %	22281	Transit Service	Human Services Transit Study	Active	STATEWIDE	F019310	-100000	-100000	0	\$ 0	(\$100,000)
NAT'L HIGHWAY PERFORM PROGRAM - IM	22316	High Volume Pavement Rehabilitation	I-80; MP 53-55 Pavement Repairs	Substantially Compl	TOOELE	F019342	3390480.125	3390480.125	209520	\$ 0	\$ 3,600,000
NAT'L HIGHWAY PERFORM PROGRAM - IM	22316	High Volume Pavement Rehabilitation	I-80; MP 53-55 Pavement Repairs	Substantially Compl	TOOELE	F019342	376720	376720	23280	\$ 0	\$ 400,000

WFRC Area

Federal Fiscal Year 2025 Projects
Obligated/ (De_Obligated)

Plan Fund Desc.	PIN	Index	Project Description	PIN Status	County	FMIS No.	Total Obligation	Federal Aid	State Match	Local Match	Total
NAT'L HIGHWAY PERFORM PROGRAM - IM	22316	High Volume Pavement Rehabilitation	I-80; MP 53-55 Pavement Repairs	Substantially Compl	TOOELE	F019342	-871165	-871165	-53835	\$ 0	(\$925,000)
SPR POOLED FUND 100%	22358	Other Study	Study; Passive Force Behavior Skewed Bridges	Active	STATEWIDE	F019379	150000	150000	0	\$ 0	\$ 150,000
SPR POOLED FUND 100%	22358	Other Study	Study; Passive Force Behavior Skewed Bridges	Active	STATEWIDE	F019379	120000	120000	0	\$ 0	\$ 120,000
SPR POOLED FUND 100%	22358	Other Study	Study; Passive Force Behavior Skewed Bridges	Active	STATEWIDE	F019379	75000	75000	0	\$ 0	\$ 75,000
TAP WFRC AT 100% PRO RATA	22454	Spot Improvement - Safety	SR-173; MP 7.75-8.78, Install Sidewalk	Advertised	SALT LAKE	F019498	745840	745840	0	\$ 0	\$ 745,840
VULNERABLE ROAD USER SAFETY	22454	Spot Improvement - Safety	SR-173; MP 7.75-8.78, Install Sidewalk	Advertised	SALT LAKE	F019498	607927.8141	607927.8141	44145.35147	\$ 0	\$ 652,073
VULNERABLE ROAD USER SAFETY	22454	Spot Improvement - Safety	SR-173; MP 7.75-8.78, Install Sidewalk	Advertised	SALT LAKE	F019498	198673.125	198673.125	14426.87012	\$ 0	\$ 213,100
VULNERABLE ROAD USER SAFETY	22454	Spot Improvement - Safety	SR-173; MP 7.75-8.78, Install Sidewalk	Advertised	SALT LAKE	F019498	186460	186460	13540	\$ 0	\$ 200,000
VULNERABLE ROAD USER SAFETY	22454	Spot Improvement - Safety	SR-173; MP 7.75-8.78, Install Sidewalk	Advertised	SALT LAKE	F019498	113647.3672	113647.3672	8252.629883	\$ 0	\$ 121,900
VULNERABLE ROAD USER SAFETY	22454	Spot Improvement - Safety	SR-173; MP 7.75-8.78, Install Sidewalk	Advertised	SALT LAKE	F019498	66333.14844	66333.14844	4816.850098	\$ 0	\$ 71,150
HIGHWAY IMPROVEMENT PROG. EARMARK	22486	Ped & Bike	Three Gates Trail by HAFB	Advertised	VARIOUS	F019524	2731496.294	2731496.294	198350.6459	\$ 0	\$ 2,929,847
HIGHWAY IMPROVEMENT PROG. EARMARK	22486	Ped & Bike	Three Gates Trail by HAFB	Advertised	VARIOUS	F019524	233075	233075	0	\$ 16,925	\$ 250,000
HIGHWAY IMPROVEMENT PROG. EARMARK	22486	Ped & Bike	Three Gates Trail by HAFB	Advertised	VARIOUS	F019524	35427.39844	35427.39844	2572.600098	\$ 0	\$ 38,000
NAT'L HIGHWAY PERFORM PROGRAM - IM	22493	High Volume Pavement Rehabilitation	I-15; SR-232 to SR-103	Active	DAVIS	F019528	244868	244868	15132	\$ 0	\$ 260,000
STP - FLEXIBLE (ANY AREA) STATEWIDE	22515	High Volume Pavement Rehabilitation	SR-71; 12300 S to 11500 S	Active	SALT LAKE	F019547	93230	93230	6770	\$ 0	\$ 100,000
STP - FLEXIBLE (ANY AREA) STATEWIDE	22517	High Volume Pavement Rehabilitation	SR-71; 1700 S to 400 S	Active	SALT LAKE	F019549	233075	233075	16925	\$ 0	\$ 250,000
STP - FLEXIBLE (ANY AREA) STATEWIDE	22553	Spot Improvement - Safety	US-89 and I-15 Replace obsolete barrier	Scoping	DAVIS	F019583	87636.20313	87636.20313	6363.799805	\$ 0	\$ 94,000
STP URBAN EXCHANGE O/L WITH WFRC	22554	Intersection Improvements	SR-126 and 250 N Marriot-Slaterville	Scoping	WEBER	F019584	232227.25	232227.25	16863.43945	\$ 0	\$ 249,091

WFRC Area

Federal Fiscal Year 2025 Projects
Obligated/ (De_Obligated)

Plan Fund Desc.	PIN	Index	Project Description	PIN Status	County	FMIS No.	Total Obligation	Federal Aid	State Match	Local Match	Total
TIFIA STP URBAN OGDEN/LAYTON (WFRC)	22554	Intersection Improvements	SR-126 and 250 N Marriot-Slaterville	Scoping	WEBER	F019584	10170.75	10170.75	738.5599976	\$ 0	\$ 10,909
NAT'L HIGHWAY PERFORM PROGRAM - IM	22707	Asset Management	I-80; MP 131-180 Culvert Rehab	Active	VARIOUS	F019729	164815	164815	10185	\$ 0	\$ 175,000
NAT'L HIGHWAY PERFORM PROGRAM - IM	22708	ATMS Project	I-80 Fiber Upgrade Lambs to US-40	Active	VARIOUS	F019730	113016	113016	6984	\$ 0	\$ 120,000
NAT'L HIGHWAY PERFORM PROGRAM - IM	22708	ATMS Project	I-80 Fiber Upgrade Lambs to US-40	Active	VARIOUS	F019730	56508	56508	3492	\$ 0	\$ 60,000
NAT'L HIGHWAY PERFORM PROGRAM - IM	22709	Spot Improvement - Safety	I-15 and I-80; Concrete Repair & Expansion Joints	Active	SALT LAKE	F019731	188360	188360	11640	\$ 0	\$ 200,000
CONGESTION MITIGATION/AIR QUALITY (WFRC)	22734	ATMS Project	ITS: Davis County Signal Detection	Substantially Compl	DAVIS	F019756	243595.7109	243595.7109	17688.96973	\$ 0	\$ 261,285
CONGESTION MITIGATION/AIR QUALITY (WFRC)	22734	ATMS Project	ITS: Davis County Signal Detection	Substantially Compl	DAVIS	F019756	13984.5	13984.5	1015.5	\$ 0	\$ 15,000
STP - URBAN AREA SALT LAKE (WFRC)	22750	Transit Service	Orange Line Implementation/Red Line Realignment	Scoping	SALT LAKE	F019769	23372.76953	23372.76953	0	\$ 0	\$ 23,373
RAIL/HWY HAZARD ELIM @100 %	22781	Railroad	1300 South Queue Cutter	Scoping	SALT LAKE	F019795	300000	300000	0	\$ 0	\$ 300,000
STP - FLEXIBLE (ANY AREA) STATEWIDE	22813	Spot Improvement - Safety	Enhanced Freeway Striping Phase II	Advertised	SALT LAKE	F019824	3986794.438	3986794.438	289505.4873	\$ 0	\$ 4,276,300
STP - FLEXIBLE (ANY AREA) STATEWIDE	22813	Spot Improvement - Safety	Enhanced Freeway Striping Phase II	Advertised	SALT LAKE	F019824	18646	18646	1354	\$ 0	\$ 20,000
SAFE ACCESS PLANNING METRO	22846	Planning	FY2026 Statewide Planning Work Program	Scoping	STATEWIDE	F019859	228347	228347	0	\$ 0	\$ 228,347
SPR PLANNING FUNDS @ 100%	22846	Planning	FY2026 Statewide Planning Work Program	Scoping	STATEWIDE	F019859	6286081	6286081	0	\$ 0	\$ 6,286,081
SPR PLANNING FUNDS @ 100%	22846	Planning	FY2026 Statewide Planning Work Program	Scoping	STATEWIDE	F019859	4104083.75	4104083.75	0	\$ 0	\$ 4,104,084
STATEWIDE PLANNING & RESEARCH (RESEARCH)	22848	Planning	FY2026 Research Work Program	Scoping	STATEWIDE	F019861	2415635	2415635	603908.75	\$ 0	\$ 3,019,544
FTA MPO FUNDS @100 %	22854	Planning	FY2026 WFRC MPO CPG SLC, O/L AREAS	Scoping	VARIOUS	F019867	988740	988740	0	\$ 0	\$ 988,740
PLANNING MPO (WFRC)	22854	Planning	FY2026 WFRC MPO CPG SLC, O/L AREAS	Scoping	VARIOUS	F019867	3749610.25	3749610.25	0	\$ 0	\$ 3,749,610
SAFE ACCESS PLANNING METRO	22854	Planning	FY2026 WFRC MPO CPG SLC, O/L AREAS	Scoping	VARIOUS	F019867	69315	69315	0	\$ 0	\$ 69,315

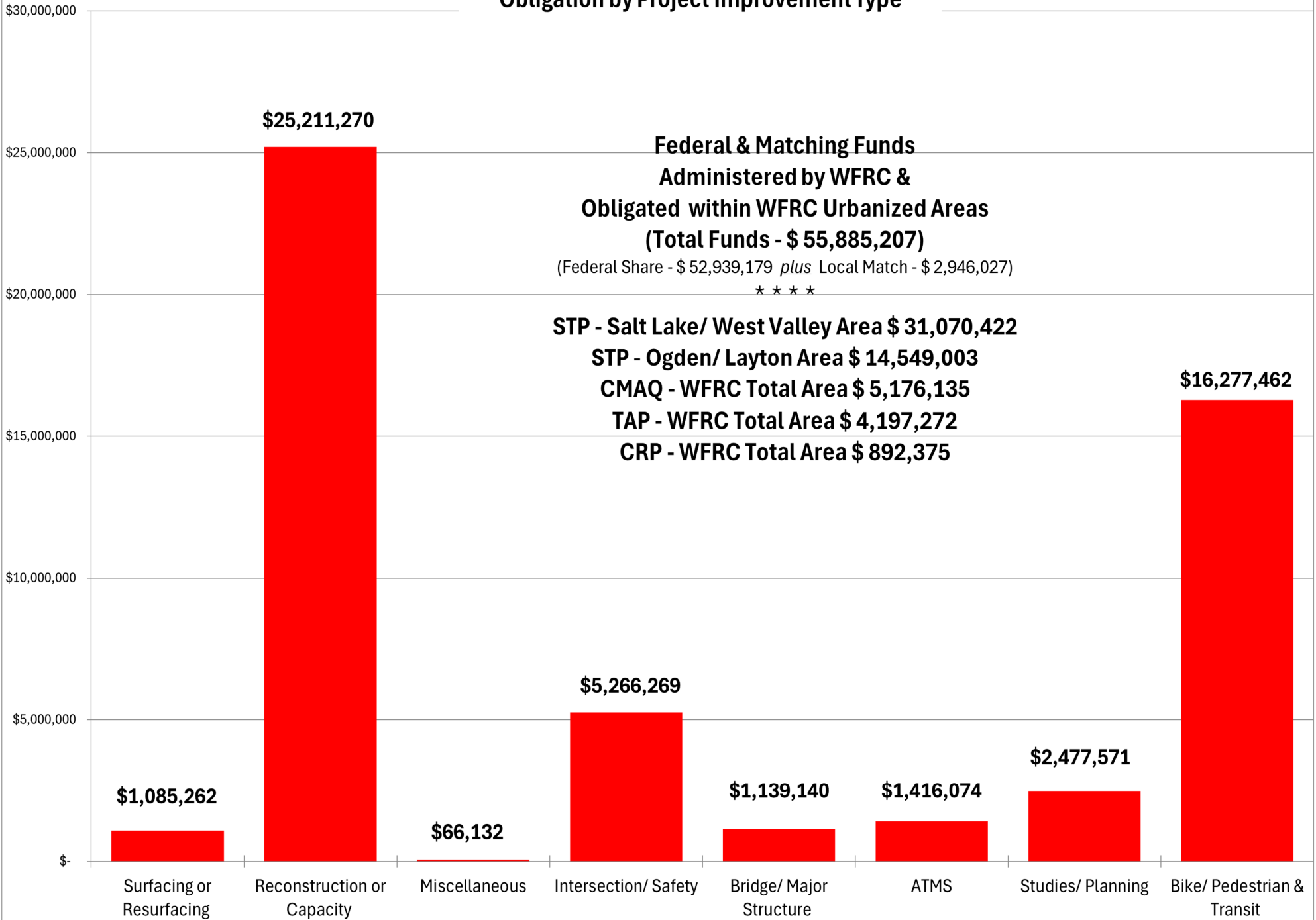
WFRC Area

Federal Fiscal Year 2025 Projects
Obligated/ (De_Obligated)

Plan Fund Desc.	PIN	Index	Project Description	PIN Status	County	FMIS No.	Total Obligation	Federal Aid	State Match	Local Match	Total
TIFIA STP URBAN (SL AREA) WFRC	22854	Planning	FY2026 WFRC MPO CPG SLC, O/L AREAS	Scoping	VARIOUS	F019867	851314.75	851314.75	0	\$ 0	\$ 851,315
TIFIA STP URBAN OGDEN/LAYTON (WFRC)	22854	Planning	FY2026 WFRC MPO CPG SLC, O/L AREAS	Scoping	VARIOUS	F019867	458400.25	458400.25	0	\$ 0	\$ 458,400
STP_ FLEXIBLE @ 100 FEDERAL FUNDING	22855	Other Study	FY2026 State Training Budget	Scoping	STATEWIDE	F019868	800000	800000	0	\$ 0	\$ 800,000
FEDERAL AID MISCELLANEOUS	23003	Other Study	Workshop on Challenging Public Engagement	Close Out	STATEWIDE	F020010	8000	8000	2000	\$ 0	\$ 10,000
STP - O/L URBAN AREA @ 100%	23014	Planning	Transportation and Land Use Connection Program O/L	Scoping	DAVIS	F020021	433222	433222	0	\$ 0	\$ 433,222
STP SALT LAKE URBAN FUNDS @ 100 %	23015	Planning	Transportation and Land Use Connection Program SL	Scoping	SALT LAKE	F020023	197698.25	197698.25	0	\$ 0	\$ 197,698
TIFIA STP URBAN (SL AREA) WFRC	23015	Planning	Transportation and Land Use Connection Program SL	Scoping	SALT LAKE	F020023	536935.25	536935.25	0	\$ 0	\$ 536,935
2025 STIC TECH	23054	Other Study	AI-Powered Enviro Doc & Public Interaction Tool	Scoping	STATEWIDE	F020061	80000	80000	0	\$ 0	\$ 80,000
2025 STIC TECH	23055	Other Study	Ground Control Points in Aerial Photography	Scoping	STATEWIDE	F020062	20000	20000	0	\$ 0	\$ 20,000

\$ 350,041,414 \$ 350,646,259 \$ 17,336,778 \$ 2,792,989 \$ 370,776,025

**WFRC FFY 2025 STP, CMAQ, TAP, and CRP Funds
Obligation by Project Improvement Type**



**Federal & Matching Funds
 Administered by WFRC &
 Obligated within WFRC Urbanized Areas
 (Total Funds - \$ 55,885,207)**
 (Federal Share - \$ 52,939,179 *plus* Local Match - \$ 2,946,027)
 * * * *
STP - Salt Lake/ West Valley Area \$ 31,070,422
STP - Ogden/ Layton Area \$ 14,549,003
CMAQ - WFRC Total Area \$ 5,176,135
TAP - WFRC Total Area \$ 4,197,272
CRP - WFRC Total Area \$ 892,375

** Note** Almost all Surfacing or Resurfacing and Reconstruction or Capacity projects include active transportation components.

Salt Lake Urban Area Surface Transportation Program (STP) Funds

Federal Fiscal Year 2025 Projects
Obligated/ (De_Obligated)

Plan Fund Desc.	PIN	Index	Project Description	PIN Status	County	FMIS No.	Total Obligation	Federal Aid	State Match	Local Match	Total
STP - URBAN AREA SALT LAKE (WFRC)	8601	Spot Improvement - Operational	WASATCH BOULEVARD & 7650 SOUTH	Closed	SALT LAKE	F007016	\$ 126,885	\$ 126,885	\$ -	\$ 9,214	\$ 136,099
STP - URBAN AREA SALT LAKE (WFRC)	8601	Spot Improvement - Operational	WASATCH BOULEVARD & 7650 SOUTH	Closed	SALT LAKE	F007016	\$ 110,068	\$ 110,068	\$ -	\$ 7,993	\$ 118,061
STP - URBAN AREA SALT LAKE (WFRC)	8601	Spot Improvement - Operational	WASATCH BOULEVARD & 7650 SOUTH	Closed	SALT LAKE	F007016	\$ (2,022)	\$ (2,022)	\$ -	\$ (147)	\$ (2,169)
STP - URBAN AREA SALT LAKE (WFRC)	8601	Spot Improvement - Operational	WASATCH BOULEVARD & 7650 SOUTH	Closed	SALT LAKE	F007016	\$ (4,662)	\$ (4,662)	\$ -	\$ (339)	\$ (5,000)
STP - URBAN AREA SALT LAKE (WFRC)	8601	Spot Improvement - Operational	WASATCH BOULEVARD & 7650 SOUTH	Closed	SALT LAKE	F007016	\$ (171,569)	\$ (171,569)	\$ -	\$ (12,459)	\$ (184,028)
STP - URBAN AREA SALT LAKE (WFRC)	13114	Intersection Improvements	9270 South & State Street; 150 East to State St.	Closed	SALT LAKE	F010559	\$ (409,426)	\$ (409,426)	\$ -	\$ (29,731)	\$ (439,157)
STP - URBAN AREA SALT LAKE (WFRC)	14034	Roadway Reconstruct - With Widening	500 West; 3300 South to 3900 South	Closed	SALT LAKE	F011462	\$ 137,794	\$ 137,794	\$ -	\$ 10,006	\$ 147,800
STP - URBAN AREA SALT LAKE (WFRC)	14034	Roadway Reconstruct - With Widening	500 West; 3300 South to 3900 South	Closed	SALT LAKE	F011462	\$ (137,794)	\$ (137,794)	\$ -	\$ (10,006)	\$ (147,800)
STP - URBAN AREA SALT LAKE (WFRC)	14039	Roadway Reconstruct - With Widening	1300 West; 9400 South to 9000 South	Close Out	SALT LAKE	F011467	\$ 2,109	\$ 2,109	\$ -	\$ 153	\$ 2,262
STP - URBAN AREA SALT LAKE (WFRC)	14041	Other Study	Highland Drive; Spring Lane to Fardown Avenue	Closed	SALT LAKE	F011469	\$ 41,546	\$ 41,546	\$ -	\$ 3,017	\$ 44,563
STP - URBAN AREA SALT LAKE (WFRC)	14041	Other Study	Highland Drive; Spring Lane to Fardown Avenue	Closed	SALT LAKE	F011469	\$ (41,546)	\$ (41,546)	\$ -	\$ (3,017)	\$ (44,563)
STP - URBAN AREA SALT LAKE (WFRC)	14830	Roadway Reconstruct - With Widening	7800 S. Widening	Substantially Compl	SALT LAKE	F012227	\$ -	\$ -	\$ -	\$ -	\$ -
STP - URBAN AREA SALT LAKE (WFRC)	15908	Roadway Reconstruct - Without Widening	1300 East; 2100 South to Southern City Boundary	Under Construction	SALT LAKE	F013206	\$ 7,318,030	\$ 7,318,030	\$ -	\$ 531,407	\$ 7,849,437
STP - URBAN AREA SALT LAKE (WFRC)	15908	Roadway Reconstruct - Without Widening	1300 East; 2100 South to Southern City Boundary	Under Construction	SALT LAKE	F013206	\$ 572,947	\$ 572,947	\$ -	\$ 41,605	\$ 614,552

Salt Lake Urban Area Surface Transportation Program (STP) Funds

Federal Fiscal Year 2025 Projects
Obligated/ (De_Obligated)

Plan Fund Desc.	PIN	Index	Project Description	PIN Status	County	FMIS No.	Total Obligation	Federal Aid	State Match	Local Match	Total
STP - URBAN AREA SALT LAKE (WFRC)	15910	Roadway Reconstruct - Without Widening	2700 West; 10000 S to 10200 S, Recon - So Jordan	Closed	SALT LAKE	F013208	\$ -	\$ -	\$ -	\$ -	\$ -
STP - URBAN AREA SALT LAKE (WFRC)	15911	Roadway Reconstruct - Without Widening	900 East; 3900 S to 4500 S, Safety/ Recon, Millcre	Close Out	SALT LAKE	F013209	\$ -	\$ -	\$ -	\$ -	\$ -
STP - URBAN AREA SALT LAKE (WFRC)	15913	Roadway New Construction (New Alignment)	4150 West from Majestic Rise Parkway to 12600 So.	Closed	SALT LAKE	F013211	\$ (10,003)	\$ (10,003)	\$ -	\$ (726)	\$ (10,730)
STP - URBAN AREA SALT LAKE (WFRC)	15914	Intersection Improvements	Riverfront Parkway; 11050 S to 11400 S, Widen	Under Construction	SALT LAKE	F013212	\$ 1,734,602	\$ 1,734,602	\$ -	\$ 125,960	\$ 1,860,563
STP - URBAN AREA SALT LAKE (WFRC)	15914	Intersection Improvements	Riverfront Parkway; 11050 S to 11400 S, Widen	Under Construction	SALT LAKE	F013212	\$ 512,672	\$ 512,672	\$ -	\$ 37,228	\$ 549,900
STP - URBAN AREA SALT LAKE (WFRC)	16921	Intersection Improvements	Monroe and 90th Street (SR-209) Intersection Imp	Closed	SALT LAKE	F014149	\$ 2,609	\$ 2,609	\$ -	\$ 189	\$ 2,799
STP - URBAN AREA SALT LAKE (WFRC)	16921	Intersection Improvements	Monroe and 90th Street (SR-209) Intersection Imp	Closed	SALT LAKE	F014149	\$ (2,609)	\$ (2,609)	\$ -	\$ (189)	\$ (2,799)
STP - URBAN AREA SALT LAKE (WFRC)	16923	Roadway Reconstruct - Without Widening	1300 East; Waynes World to Nashi Lane - Draper	Closed	SALT LAKE	F014151	\$ (0)	\$ (0)	\$ -	\$ (0)	\$ (0)
STP - URBAN AREA SALT LAKE (WFRC)	16925	Roadway Reconstruct - With Widening	700 West; 3300 South to 3900 South	Under Construction	SALT LAKE	F014153	\$ 5,297,204	\$ 5,297,204	\$ -	\$ 384,662	\$ 5,681,866
STP - URBAN AREA SALT LAKE (WFRC)	16925	Roadway Reconstruct - With Widening	700 West; 3300 South to 3900 South	Under Construction	SALT LAKE	F014153	\$ 853,474	\$ 853,474	\$ -	\$ 61,976	\$ 915,450
STP - URBAN AREA SALT LAKE (WFRC)	16927	Ped & Bike	7000 South & 1500 West Pedestrian Bridge	Under Construction	SALT LAKE	F014155	\$ 1,804,014	\$ 1,804,014	\$ -	\$ 131,000	\$ 1,935,014
STP - URBAN AREA SALT LAKE (WFRC)	16927	Ped & Bike	7000 South & 1500 West Pedestrian Bridge	Under Construction	SALT LAKE	F014155	\$ 8,461	\$ 8,461	\$ -	\$ 614	\$ 9,075
STP - URBAN AREA SALT LAKE (WFRC)	16927	Ped & Bike	7000 South & 1500 West Pedestrian Bridge	Under Construction	SALT LAKE	F014155	\$ (8,461)	\$ (8,461)	\$ -	\$ (614)	\$ (9,075)
STP - URBAN AREA SALT LAKE (WFRC)	16928	Roadway Reconstruct - Without Widening	8000 West; 3100 S to 2450 South - Magna	Active	SALT LAKE	F014156	\$ 582,594	\$ 582,594	\$ -	\$ 42,306	\$ 624,900

Salt Lake Urban Area Surface Transportation Program (STP) Funds

Federal Fiscal Year 2025 Projects

Obligated/ (De_Obligated)

Plan Fund Desc.	PIN	Index	Project Description	PIN Status	County	FMIS No.	Total Obligation	Federal Aid	State Match	Local Match	Total
STP - URBAN AREA SALT LAKE (WFRC)	16928	Roadway Reconstruct - Without Widening	8000 West; 3100 S to 2450 South - Magna	Active	SALT LAKE	F014156	\$ 199,225	\$ 199,225	\$ -	\$ 14,467	\$ 213,692
STP - URBAN AREA SALT LAKE (WFRC)	16930	Roadway Reconstruct - Without Widening	3900 South; 2300 East to Wasatch Blvd	Closed	SALT LAKE	F014158	\$ 448,044	\$ 448,044	\$ -	\$ 32,535	\$ 480,579
STP - URBAN AREA SALT LAKE (WFRC)	16930	Roadway Reconstruct - Without Widening	3900 South; 2300 East to Wasatch Blvd	Closed	SALT LAKE	F014158	\$ (448,044)	\$ (448,044)	\$ -	\$ (32,535)	\$ (480,579)
STP - URBAN AREA SALT LAKE (WFRC)	17627	Roadway Reconstruct - With Widening	SR-68; 6200 South to I-215	Substantially Compl	SALT LAKE	F014786	\$ -	\$ -	\$ -	\$ -	\$ -
STP - URBAN AREA SALT LAKE (WFRC)	17837	Spot Improvement - Safety	3300 South and 900 West	Physically Complete	SALT LAKE	F014962	\$ -	\$ -	\$ -	\$ -	\$ -
STP - URBAN AREA SALT LAKE (WFRC)	17840	Intersection Improvements	5400 South and 1900 West Intersection	Closed	SALT LAKE	F014965	\$ (20,324)	\$ (20,324)	\$ -	\$ -	\$ (20,324)
STP - URBAN AREA SALT LAKE (WFRC)	18816	Intersection Improvements	Bengal Blvd; Highland Drive to 2160 East	Scoping	SALT LAKE	F015857	\$ 157,580	\$ 157,580	\$ -	\$ 11,443	\$ 169,023
STP - URBAN AREA SALT LAKE (WFRC)	18823	Roadway Reconstruct - Without Widening	3650 South; 2700 West to 3200 West	Substantially Compl	SALT LAKE	F015864	\$ 1,165,375	\$ 1,165,375	\$ -	\$ 84,625	\$ 1,250,000
STP - URBAN AREA SALT LAKE (WFRC)	18824	Roadway Reconstruct - With Widening	9000 South; Mountain View to 6205 West	Scoping	SALT LAKE	F015865	\$ 653,357	\$ 653,357	\$ -	\$ 47,444	\$ 700,801
STP - URBAN AREA SALT LAKE (WFRC)	18827	Intersection Improvements	3800 South Skyline HS; Virginia Way to Birch Drive	Closed	SALT LAKE	F015868	\$ -	\$ -	\$ -	\$ -	\$ -
STP - URBAN AREA SALT LAKE (WFRC)	19679	Spot Improvement - Safety	Cougar Lane; Niagara Way to Kearns High Drive	Physically Complete	SALT LAKE	F016706	\$ 1,048,550	\$ 1,048,550	\$ -	\$ 76,142	\$ 1,124,692
STP - URBAN AREA SALT LAKE (WFRC)	20148	Roadway Reconstruct - Without Widening	1300 West; 9000 South to 7800 South	Active	SALT LAKE	F017170	\$ 79,000	\$ 79,000	\$ -	\$ 5,737	\$ 84,737
STP - URBAN AREA SALT LAKE (WFRC)	21200	Ped & Bike	2000 East; 3300 South to Atkin Ave	Active	SALT LAKE	F018231	\$ 437,249	\$ 437,249	\$ -	\$ 31,751	\$ 469,000
STP - URBAN AREA SALT LAKE (WFRC)	21200	Ped & Bike	2000 East; 3300 South to Atkin Ave	Active	SALT LAKE	F018231	\$ 312,034	\$ 312,034	\$ -	\$ 22,659	\$ 334,693

Salt Lake Urban Area Surface Transportation Program (STP) Funds

Federal Fiscal Year 2025 Projects
Obligated/ (De_Obligated)

Plan Fund Desc.	PIN	Index	Project Description	PIN Status	County	FMIS No.	Total Obligation	Federal Aid	State Match	Local Match	Total
STP - URBAN AREA SALT LAKE (WFRC)	21200	Ped & Bike	2000 East; 3300 South to Atkin Ave	Active	SALT LAKE	F018231	\$ 186,746	\$ 186,746	\$ -	\$ 13,561	\$ 200,307
STP - URBAN AREA SALT LAKE (WFRC)	21200	Ped & Bike	2000 East; 3300 South to Atkin Ave	Active	SALT LAKE	F018231	\$ 32,631	\$ 32,631	\$ -	\$ 2,370	\$ 35,000
STP - URBAN AREA SALT LAKE (WFRC)	22082	Structures Bridge Rehabilitation	3900 South; Redwood Rd to Jordan River Bridge	Scoping	SALT LAKE	F019093	\$ 9,323	\$ 9,323	\$ -	\$ 677	\$ 10,000
STP - URBAN AREA SALT LAKE (WFRC)	22750	Transit Service	Orange Line Implementation/Red Line Realignment	Scoping	SALT LAKE	F019769	\$ 23,373	\$ 23,373	\$ -	\$ -	\$ 23,373
STP - URBAN AREA SALT LAKE (WFRC)	20392	Other	Statewide Household Travel Survey	Closed	STATEWIDE	F017418	\$ (3,791)	\$ (3,791)	\$ -	\$ -	\$ (3,791)
STP SALT LAKE URBAN FUNDS @ 100 %	11985	Funding Pass Through	Transportation and Land Use Connection Program	Scoping	SALT LAKE	F009508	\$ 69,923	\$ 69,923	\$ -	\$ -	\$ 69,923
STP SALT LAKE URBAN FUNDS @ 100 %	15913	Roadway New Construction (New Alignment)	4150 West from Majestic Rise Parkway to 12600 So.	Closed	SALT LAKE	F013211	\$ -	\$ -	\$ -	\$ (385,182)	\$ (385,182)
STP SALT LAKE URBAN FUNDS @ 100 %	18823	Roadway Reconstruct - Without Widening	3650 South; 2700 West to 3200 West	Substantially Compl	SALT LAKE	F015864	\$ 3,244,519	\$ 3,244,519	\$ -	\$ -	\$ 3,244,519
STP SALT LAKE URBAN FUNDS @ 100 %	18823	Roadway Reconstruct - Without Widening	3650 South; 2700 West to 3200 West	Substantially Compl	SALT LAKE	F015864	\$ 103,817	\$ 103,817	\$ -	\$ -	\$ 103,817
STP SALT LAKE URBAN FUNDS @ 100 %	23015	Planning	Transportation and Land Use Connection Program SL	Scoping	SALT LAKE	F020023	\$ 197,698	\$ 197,698	\$ -	\$ -	\$ 197,698
TIFIA STP URBAN (SL AREA) WFRC	20148	Roadway Reconstruct - Without Widening	1300 West; 9000 South to 7800 South	Active	SALT LAKE	F017170	\$ 792,455	\$ 792,455	\$ 57,545	\$ -	\$ 850,000
TIFIA STP URBAN (SL AREA) WFRC	20312	Roadway Reconstruct - With Widening	7200 West; 3500 South to 4100 South	Scoping	SALT LAKE	F017338	\$ 661,933	\$ 661,933	\$ 48,067	\$ -	\$ 710,000
TIFIA STP URBAN (SL AREA) WFRC	23015	Planning	Transportation and Land Use Connection Program SL	Scoping	SALT LAKE	F020023	\$ 536,935	\$ 536,935	\$ -	\$ -	\$ 536,935
TIFIA STP URBAN (SL AREA) WFRC	22854	Planning	FY2026 WFRC MPO CPG SLC, O/L AREAS	Scoping	VARIOUS	F019867	\$ 851,315	\$ 851,315	\$ -	\$ -	\$ 851,315

Salt Lake Urban Area Surface Transportation Program (STP) Funds

Federal Fiscal Year 2025 Projects

Obligated/ (De_Obligated)

Plan Fund Desc.	PIN	Index	Project Description	PIN Status	County	FMIS No.	Total Obligation	Federal Aid	State Match	Local Match	Total
UDOT'S STP FUNDS FROM WFRC EXCHANGE	19945	Roadway Preventative Maintenance	SR-186; North Temple to 400 S.	Under Construction	SALT LAKE	F016963	\$ 362,828	\$ 362,828	\$ 26,347	\$ -	\$ 389,175
UDOT'S STP FUNDS FROM WFRC EXCHANGE	19945	Roadway Preventative Maintenance	SR-186; North Temple to 400 S.	Under Construction	SALT LAKE	F016963	\$ 106,282	\$ 106,282	\$ 7,718	\$ -	\$ 114,000
UDOT'S STP FUNDS FROM WFRC EXCHANGE	21161	Structures Bridge Rehabilitation	I-215 Structures Deck Repairs	Closed	SALT LAKE	F018196	\$ -	\$ -	\$ (0)	\$ -	\$ (0)
UDOT'S STP FUNDS FROM WFRC EXCHANGE	22092	Spot Improvement - Operational	SR-71 AT LONE PEAK PKWY	Scoping	SALT LAKE	F019103	\$ 139,845	\$ 139,845	\$ 10,155	\$ -	\$ 150,000
TOTALS							\$ 29,664,794	\$ 29,664,794	\$ 149,832	\$ 1,255,796	\$ 31,070,422

Ogden/ Layton Urban Area Surface Transportation Program (STP) Funds

Federal Fiscal Year 2025 Projects
Obligated/ (De_Obligated)

Plan Fund Desc.	PIN	Index	Project Description	PIN Status	County	FMIS No.	Total Obligation	Federal Aid	State Match	Local Match	Total
STP - O/L URBAN AREA @ 100%	23014	Planning	Transportation and Land Use Connection Program O/L	Scoping	DAVIS	F020021	\$ 433,222	\$ 433,222	\$ -	\$ -	\$ 433,222
STP - URBAN AREA OGDEN / LAYTON (WFRC)	16933	Trails and Bikepaths	Main Street (SR-106); Park Lane to Shepard Lane	Advertised	DAVIS	F014161	\$ 3,950,966	\$ 3,950,966	\$ -	\$ 286,904	\$ 4,237,869
STP - URBAN AREA OGDEN / LAYTON (WFRC)	16933	Trails and Bikepaths	Main Street (SR-106); Park Lane to Shepard Lane	Advertised	DAVIS	F014161	\$ 559,380	\$ 559,380	\$ -	\$ 40,620	\$ 600,000
STP - URBAN AREA OGDEN / LAYTON (WFRC)	16933	Trails and Bikepaths	Main Street (SR-106); Park Lane to Shepard Lane	Advertised	DAVIS	F014161	\$ 462,476	\$ 462,476	\$ -	\$ 33,583	\$ 496,059
STP - URBAN AREA OGDEN / LAYTON (WFRC)	16933	Trails and Bikepaths	Main Street (SR-106); Park Lane to Shepard Lane	Advertised	DAVIS	F014161	\$ 386,718	\$ 386,718	\$ -	\$ 28,082	\$ 414,800
STP - URBAN AREA OGDEN / LAYTON (WFRC)	16933	Trails and Bikepaths	Main Street (SR-106); Park Lane to Shepard Lane	Advertised	DAVIS	F014161	\$ 186,460	\$ 186,460	\$ -	\$ 13,540	\$ 200,000
STP - URBAN AREA OGDEN / LAYTON (WFRC)	17794	Roadway Reconstruct - With Widening	500 West Phase II; 2010 South to 2800 South	Under Construction	DAVIS	F014926	\$ 2,357,310	\$ 2,357,310	\$ -	\$ 171,179	\$ 2,528,489
STP - URBAN AREA OGDEN / LAYTON (WFRC)	17794	Roadway Reconstruct - With Widening	500 West Phase II; 2010 South to 2800 South	Under Construction	DAVIS	F014926	\$ 9,323	\$ 9,323	\$ -	\$ 677	\$ 10,000
STP - URBAN AREA OGDEN / LAYTON (WFRC)	17796	Intersection Improvements	800 West & 1500 South Intersection	Under Construction	DAVIS	F014928	\$ 916	\$ 916	\$ -	\$ 67	\$ 982
STP - URBAN AREA OGDEN / LAYTON (WFRC)	17796	Intersection Improvements	800 West & 1500 South Intersection	Under Construction	DAVIS	F014928	\$ (4)	\$ (4)	\$ -	\$ (0)	\$ (4)
STP - URBAN AREA OGDEN / LAYTON (WFRC)	17796	Intersection Improvements	800 West & 1500 South Intersection	Under Construction	DAVIS	F014928	\$ (912)	\$ (912)	\$ -	\$ (66)	\$ (978)
STP - URBAN AREA OGDEN / LAYTON (WFRC)	19623	Ped & Bike	NSL - Main Street Sidewalk; I-15 to 1001 North	Active	DAVIS	F016626	\$ 497,569	\$ 497,569	\$ -	\$ 36,131	\$ 533,700

Ogden/ Layton Urban Area Surface Transportation Program (STP) Funds

Federal Fiscal Year 2025 Projects
Obligated/ (De_Obligated)

Plan Fund Desc.	PIN	Index	Project Description	PIN Status	County	FMIS No.	Total Obligation	Federal Aid	State Match	Local Match	Total
STP - URBAN AREA OGDEN / LAYTON (WFRC)	19623	Ped & Bike	NSL - Main Street Sidewalk; I-15 to 1001 North	Active	DAVIS	F016626	\$ 489,458	\$ 489,458	\$ -	\$ 35,543	\$ 525,000
STP - URBAN AREA OGDEN / LAYTON (WFRC)	19623	Ped & Bike	NSL - Main Street Sidewalk; I-15 to 1001 North	Active	DAVIS	F016626	\$ 65,699	\$ 65,699	\$ -	\$ 4,771	\$ 70,470
STP - URBAN AREA OGDEN / LAYTON (WFRC)	19623	Ped & Bike	NSL - Main Street Sidewalk; I-15 to 1001 North	Active	DAVIS	F016626	\$ 17,531	\$ 17,531	\$ -	\$ 1,273	\$ 18,804
STP - URBAN AREA OGDEN / LAYTON (WFRC)	19624	Roadway Reconstruct - With Widening	400 East - 100 South to Pages Lane	Active	DAVIS	F016627	\$ 71,852	\$ 71,852	\$ -	\$ 5,218	\$ 77,069
STP - URBAN AREA OGDEN / LAYTON (WFRC)	19627	Ped & Bike	Gentile Street SRTS; 3475 W - 3200 W	Physically Complete	DAVIS	F016630	\$ 224,523	\$ 224,523	\$ -	\$ 16,304	\$ 240,827
STP - URBAN AREA OGDEN / LAYTON (WFRC)	19627	Ped & Bike	Gentile Street SRTS; 3475 W - 3200 W	Physically Complete	DAVIS	F016630	\$ 932	\$ 932	\$ -	\$ 68	\$ 1,000
STP - URBAN AREA OGDEN / LAYTON (WFRC)	19627	Ped & Bike	Gentile Street SRTS; 3475 W - 3200 W	Physically Complete	DAVIS	F016630	\$ (932)	\$ (932)	\$ -	\$ (68)	\$ (1,000)
STP - URBAN AREA OGDEN / LAYTON (WFRC)	19627	Ped & Bike	Gentile Street SRTS; 3475 W - 3200 W	Physically Complete	DAVIS	F016630	\$ (25,901)	\$ (25,901)	\$ -	\$ (1,881)	\$ (27,782)
STP - URBAN AREA OGDEN / LAYTON (WFRC)	20302	Roadway Reconstruct - With Widening	1100 West; 2185 South to 1100 North (2600 South)	Scoping	DAVIS	F017328	\$ 9,323	\$ 9,323	\$ -	\$ 677	\$ 10,000
STP - URBAN AREA OGDEN / LAYTON (WFRC)	13822	Spot Improvement - Operational	I-15; SR-232 to I-84	Closed	VARIOUS	F011271	\$ 122	\$ 122	\$ 9	\$ -	\$ 130
STP - URBAN AREA OGDEN / LAYTON (WFRC)	13822	Spot Improvement - Operational	I-15; SR-232 to I-84	Closed	VARIOUS	F011271	\$ (121)	\$ (121)	\$ (9)	\$ -	\$ (130)
STP - URBAN AREA OGDEN / LAYTON (WFRC)	15905	Roadway Reconstruct - Without Widening	3600 West; 2600 N to 1975 N, Plain City	Active	WEBER	F013203	\$ 166,975	\$ 166,975	\$ -	\$ 12,125	\$ 179,100

Ogden/ Layton Urban Area Surface Transportation Program (STP) Funds

Federal Fiscal Year 2025 Projects
Obligated/ (De_Obligated)

Plan Fund Desc.	PIN	Index	Project Description	PIN Status	County	FMIS No.	Total Obligation	Federal Aid	State Match	Local Match	Total
STP - URBAN AREA OGDEN / LAYTON (WFRC)	15905	Roadway Reconstruct - Without Widening	3600 West; 2600 N to 1975 N, Plain City	Active	WEBER	F013203	\$ 65,261	\$ 65,261	\$ -	\$ 4,739	\$ 70,000
STP - URBAN AREA OGDEN / LAYTON (WFRC)	15905	Roadway Reconstruct - Without Widening	3600 West; 2600 N to 1975 N, Plain City	Active	WEBER	F013203	\$ 37,292	\$ 37,292	\$ -	\$ 2,708	\$ 40,000
STP - URBAN AREA OGDEN / LAYTON (WFRC)	15905	Roadway Reconstruct - Without Widening	3600 West; 2600 N to 1975 N, Plain City	Active	WEBER	F013203	\$ 9,323	\$ 9,323	\$ -	\$ 677	\$ 10,000
STP - URBAN AREA OGDEN / LAYTON (WFRC)	16936	Roadway Reconstruct - Without Widening	Chimes View from Riverdale Rd to Country Club Dr.	Active	WEBER	F014164	\$ 452,166	\$ 452,166	\$ -	\$ 32,835	\$ 485,000
STP - URBAN AREA OGDEN / LAYTON (WFRC)	16936	Roadway Reconstruct - Without Widening	Chimes View from Riverdale Rd to Country Club Dr.	Active	WEBER	F014164	\$ 45,638	\$ 45,638	\$ -	\$ 3,314	\$ 48,952
STP - URBAN AREA OGDEN / LAYTON (WFRC)	16936	Roadway Reconstruct - Without Widening	Chimes View from Riverdale Rd to Country Club Dr.	Active	WEBER	F014164	\$ 37,292	\$ 37,292	\$ -	\$ 2,708	\$ 40,000
STP - URBAN AREA OGDEN / LAYTON (WFRC)	16936	Roadway Reconstruct - Without Widening	Chimes View from Riverdale Rd to Country Club Dr.	Active	WEBER	F014164	\$ -	\$ -	\$ -	\$ -	\$ -
STP - URBAN AREA OGDEN / LAYTON (WFRC)	17795	Roadway Reconstruct - Without Widening	300 West; 5000 South to Riverdale City Boundary	Contract Complete	WEBER	F014927	\$ 2,830	\$ 2,830	\$ -	\$ 205	\$ 3,035
STP - URBAN AREA OGDEN / LAYTON (WFRC)	17795	Roadway Reconstruct - Without Widening	300 West; 5000 South to Riverdale City Boundary	Contract Complete	WEBER	F014927	\$ (2,830)	\$ (2,830)	\$ -	\$ (205)	\$ (3,035)
STP - URBAN AREA OGDEN / LAYTON (WFRC)	17797	Roadway Reconstruct - Without Widening	West Harrisville Rd; US-89 to 750 West	Active	WEBER	F014929	\$ 125,861	\$ 125,861	\$ -	\$ 9,140	\$ 135,000
STP - URBAN AREA OGDEN / LAYTON (WFRC)	17797	Roadway Reconstruct - Without Widening	West Harrisville Rd; US-89 to 750 West	Active	WEBER	F014929	\$ 93,615	\$ 93,615	\$ -	\$ 6,798	\$ 100,413
STP - URBAN AREA OGDEN / LAYTON (WFRC)	18811	Roadway Reconstruct - With Widening	5500 West; 5500 South to Davis Co Line	Scoping	WEBER	F015852	\$ 9,323	\$ 9,323	\$ -	\$ 677	\$ 10,000

Ogden/ Layton Urban Area Surface Transportation Program (STP) Funds

Federal Fiscal Year 2025 Projects
Obligated/ (De_Obligated)

Plan Fund Desc.	PIN	Index	Project Description	PIN Status	County	FMIS No.	Total Obligation	Federal Aid	State Match	Local Match	Total
STP - URBAN AREA OGDEN / LAYTON (WFRC)	18812	Ped & Bike	4800 South & Layton Canal	Advertised	WEBER	F015853	\$ 304,396	\$ 304,396	\$ -	\$ 22,104	\$ 326,500
STP - URBAN AREA OGDEN / LAYTON (WFRC)	18812	Ped & Bike	4800 South & Layton Canal	Advertised	WEBER	F015853	\$ 88,569	\$ 88,569	\$ -	\$ 6,432	\$ 95,000
STP - URBAN AREA OGDEN / LAYTON (WFRC)	19628	Roadway Reconstruct - With Widening	4000 South SRTS Rail Crossing; 2550 W - 2350 W	Active	WEBER	F016631	\$ 98,917	\$ 98,917	\$ -	\$ 7,183	\$ 106,100
STP - URBAN AREA OGDEN / LAYTON (WFRC)	19628	Roadway Reconstruct - With Widening	4000 South SRTS Rail Crossing; 2550 W - 2350 W	Active	WEBER	F016631	\$ 69,456	\$ 69,456	\$ -	\$ 5,044	\$ 74,500
STP - URBAN AREA OGDEN / LAYTON (WFRC)	19628	Roadway Reconstruct - With Widening	4000 South SRTS Rail Crossing; 2550 W - 2350 W	Active	WEBER	F016631	\$ 7,458	\$ 7,458	\$ -	\$ 542	\$ 8,000
STP URBAN EXCHANGE O/L WITH WFRC	19255	Roadway Preventative Maintenance	SR-126; SR-39 to US-89	Region Review	VARIOUS	F016277	\$ 768,215	\$ 768,215	\$ 55,785	\$ -	\$ 824,000
STP URBAN EXCHANGE O/L WITH WFRC	21318	Roadway Preventative Maintenance	US-89; SR-204 to SR-134	Close Out	WEBER	F018373	\$ (152,063)	\$ (152,063)	\$ (11,042)	\$ -	\$ (163,105)
STP URBAN EXCHANGE O/L WITH WFRC	22554	Intersection Improvements	SR-126 and 250 N Marriot-Slaterville	Scoping	WEBER	F019584	\$ 232,227	\$ 232,227	\$ 16,863	\$ -	\$ 249,091
TIFIA STP URBAN OGDEN/LAYTON (WFRC)	16933	Trails and Bikepaths	Main Street (SR-106); Park Lane to Shepard Lane	Advertised	DAVIS	F014161	\$ 1,000,000	\$ 1,000,000	\$ 72,616	\$ -	\$ 1,072,616
TIFIA STP URBAN OGDEN/LAYTON (WFRC)	22854	Planning	FY2026 WFRC MPO CPG SLC, O/L AREAS	Scoping	VARIOUS	F019867	\$ 458,400	\$ 458,400	\$ -	\$ -	\$ 458,400
TIFIA STP URBAN OGDEN/LAYTON (WFRC)	22554	Intersection Improvements	SR-126 and 250 N Marriot-Slaterville	Scoping	WEBER	F019584	\$ 10,171	\$ 10,171	\$ 739	\$ -	\$ 10,909

TOTALS \$ 13,624,399 \$ 13,624,399 \$ 134,961 \$ 789,644 \$ 14,549,003

WFRC Urban Area Congestion Mitigation/ Air Quality Program (CMAQ) Funds

Federal Fiscal Year 2025 Projects
Obligated/ (De_Obligated)

Plan Fund Desc.	PIN	Index	Project Description	PIN Status	County	FMIS No.	Total Obligation	Federal Aid	State Match	Local Match	Total
CMAQ REDUCE PM 2.5 EMISSIONS	15921	Intersection Improvements	5300 South & College Dr Intersection - Murray	Closed	SALT LAKE	F013219	\$ (19,927)	\$ (19,927)	\$ -	\$ (1,447)	\$ (21,374)
CMAQ REDUCE PM 2.5 EMISSIONS	18831	Intersection Improvements	9000 South and 450 W & Parkland Dr Intersection	Scoping	SALT LAKE	F015872	\$ 233,075	\$ 233,075	\$ 16,925	\$ -	\$ 250,000
CMAQ REDUCE PM 2.5 EMISSIONS	18831	Intersection Improvements	9000 South and 450 W & Parkland Dr Intersection	Scoping	SALT LAKE	F015872	\$ 65,261	\$ 65,261	\$ -	\$ 4,739	\$ 70,000
CMAQ REDUCE PM 2.5 EMISSIONS	18831	Intersection Improvements	9000 South and 450 W & Parkland Dr Intersection	Scoping	SALT LAKE	F015872	\$ 4,662	\$ 4,662	\$ -	\$ 339	\$ 5,000
CMAQ REDUCE PM 2.5 EMISSIONS	14845	ATMS Project	ATMS; Ogden Advance Signal Detection	Closed	WEBER	F012236	\$ (73,289)	\$ (73,289)	\$ (5,322)	\$ -	\$ (78,611)
CMAQ WFRC @ 100 % PRO-RATA	13631	Ped & Bike	Salt Lake City - Bike Share Expansion (1)	Closed	SALT LAKE	F011086	\$ 121,236	\$ 121,236	\$ -	\$ -	\$ 121,236
CMAQ WFRC @ 100 % PRO-RATA	13631	Ped & Bike	Salt Lake City - Bike Share Expansion (1)	Closed	SALT LAKE	F011086	\$ 0	\$ 0	\$ -	\$ -	\$ 0
CMAQ WFRC @ 100 % PRO-RATA	13631	Ped & Bike	Salt Lake City - Bike Share Expansion (1)	Closed	SALT LAKE	F011086	\$ (0)	\$ (0)	\$ -	\$ -	\$ (0)
CMAQ WFRC @ 100 % PRO-RATA	17757	Ped & Bike	Salt Lake City - Bike Share Expansion (2)	Scoping	SALT LAKE	F014889	\$ 102,764	\$ 102,764	\$ -	\$ -	\$ 102,764
CONGESTION MITIGATION/AIR QUALITY (WFRC)	15917	Intersection Improvements	PARRISH LN (SR105) 400 WEST INTERSEC CENTERVILLE	Substantially Compl	DAVIS	F013215	\$ -	\$ -	\$ -	\$ (0)	\$ (0)
CONGESTION MITIGATION/AIR QUALITY (WFRC)	19682	Roadway Reconstruct - Without Widening	200 No/ I-15 Interchange Left Turn Lanes (NB & SB)	Closed	DAVIS	F016709	\$ (902)	\$ (902)	\$ (65)	\$ -	\$ (967)
CONGESTION MITIGATION/AIR QUALITY (WFRC)	19682	Roadway Reconstruct - Without Widening	200 No/ I-15 Interchange Left Turn Lanes (NB & SB)	Closed	DAVIS	F016709	\$ (16,862)	\$ (16,862)	\$ (1,224)	\$ -	\$ (18,087)
CONGESTION MITIGATION/AIR QUALITY (WFRC)	20317	Ped & Bike	Kay's Creek Trail Overpass @ Layton FrontRunner	Active	DAVIS	F017343	\$ 950,946	\$ 950,946	\$ -	\$ 69,054	\$ 1,020,000
CONGESTION MITIGATION/AIR QUALITY (WFRC)	20317	Ped & Bike	Kay's Creek Trail Overpass @ Layton FrontRunner	Active	DAVIS	F017343	\$ 265,706	\$ 265,706	\$ -	\$ 19,295	\$ 285,000

WFRC Urban Area Congestion Mitigation/ Air Quality Program (CMAQ) Funds

Federal Fiscal Year 2025 Projects
Obligated/ (De_Obligated)

Plan Fund Desc.	PIN	Index	Project Description	PIN Status	County	FMIS No.	Total Obligation	Federal Aid	State Match	Local Match	Total
CONGESTION MITIGATION/AIR QUALITY (WFRC)	22734	ATMS Project	ITS: Davis County Signal Detection	Substantially Compl	DAVIS	F019756	\$ 243,596	\$ 243,596	\$ 17,689	\$ -	\$ 261,285
CONGESTION MITIGATION/AIR QUALITY (WFRC)	22734	ATMS Project	ITS: Davis County Signal Detection	Substantially Compl	DAVIS	F019756	\$ 13,985	\$ 13,985	\$ 1,016	\$ -	\$ 15,000
CONGESTION MITIGATION/AIR QUALITY (WFRC)	13129	ATMS Project	10400 South & Bangerter Hwy; VMS North & South	Closed	SALT LAKE	F010574	\$ (72,901)	\$ (72,901)	\$ (5,294)	\$ -	\$ (78,195)
CONGESTION MITIGATION/AIR QUALITY (WFRC)	13130	Trails and Bikepaths	14600 South; Bike Lanes	Close Out	SALT LAKE	F010575	\$ (108,602)	\$ (108,602)	\$ -	\$ (7,886)	\$ (116,489)
CONGESTION MITIGATION/AIR QUALITY (WFRC)	14050	ATMS Project	Connected Vehicle Deployment	Closed	SALT LAKE	F011478	\$ -	\$ -	\$ -	\$ -	\$ -
CONGESTION MITIGATION/AIR QUALITY (WFRC)	14830	Roadway Reconstruct - With Widening	7800 S. Widening	Substantially Compl	SALT LAKE	F012227	\$ (0)	\$ (0)	\$ -	\$ (0)	\$ (0)
CONGESTION MITIGATION/AIR QUALITY (WFRC)	16927	Ped & Bike	7000 South & 1500 West Pedestrian Bridge	Under Construction	SALT LAKE	F014155	\$ 457,748	\$ 457,748	\$ -	\$ 33,240	\$ 490,988
CONGESTION MITIGATION/AIR QUALITY (WFRC)	16927	Ped & Bike	7000 South & 1500 West Pedestrian Bridge	Under Construction	SALT LAKE	F014155	\$ 398,508	\$ 398,508	\$ -	\$ 28,938	\$ 427,446
CONGESTION MITIGATION/AIR QUALITY (WFRC)	16927	Ped & Bike	7000 South & 1500 West Pedestrian Bridge	Under Construction	SALT LAKE	F014155	\$ 13,463	\$ 13,463	\$ -	\$ 978	\$ 14,441
CONGESTION MITIGATION/AIR QUALITY (WFRC)	21221	Intersection Improvements	11400 South & 700 East Intersection	Scoping	SALT LAKE	F018251	\$ 9,323	\$ 9,323	\$ -	\$ 677	\$ 10,000
CONGESTION MITIGATION/AIR QUALITY (WFRC)	21224	Ped & Bike	SR-209 Quarry Bend Ped Bridge	Scoping	SALT LAKE	F018254	\$ 662,467	\$ 662,467	\$ -	\$ 48,106	\$ 710,573
CONGESTION MITIGATION/AIR QUALITY (WFRC)	21224	Ped & Bike	SR-209 Quarry Bend Ped Bridge	Scoping	SALT LAKE	F018254	\$ 4,662	\$ 4,662	\$ -	\$ 339	\$ 5,000
CONGESTION MITIGATION/AIR QUALITY (WFRC)	21828	ITS/ ATMS	VMS I-15 SB between 12300 S and Bangerter Hwy	Active	SALT LAKE	F018861	\$ 1,108,507	\$ 1,108,507	\$ 80,495	\$ -	\$ 1,189,002
CONGESTION MITIGATION/AIR QUALITY (WFRC)	21828	ITS/ ATMS	VMS I-15 SB between 12300 S and Bangerter Hwy	Active	SALT LAKE	F018861	\$ 167,814	\$ 167,814	\$ 12,186	\$ -	\$ 180,000

WFRC Urban Area Congestion Mitigation/ Air Quality Program (CMAQ) Funds

Federal Fiscal Year 2025 Projects
Obligated/ (De_Obligated)

Plan Fund Desc.	PIN	Index	Project Description	PIN Status	County	FMIS No.	Total Obligation	Federal Aid	State Match	Local Match	Total
CONGESTION MITIGATION/AIR QUALITY (WFRC)	21828	ITS/ ATMS	VMS I-15 SB between 12300 S and Bangerter Hwy	Active	SALT LAKE	F018861	\$ 19,351	\$ 19,351	\$ 1,405	\$ -	\$ 20,756
CONGESTION MITIGATION/AIR QUALITY (WFRC)	15040	Safety	SHRP2 Implementation Plan - Incident Management	Closed	VARIOUS	F012449	\$ -	\$ -	\$ -	\$ -	\$ -
CONGESTION MITIGATION/AIR QUALITY (WFRC)	18012	ATMS Project	Local Gov't Project ATMS/Signal Support - CMAQ	Active	VARIOUS	F015137	\$ 101,061	\$ 101,061	\$ 7,339	\$ -	\$ 108,400
CONGESTION MITIGATION/AIR QUALITY (WFRC)	18012	ATMS Project	Local Gov't Project ATMS/Signal Support - CMAQ	Active	VARIOUS	F015137	\$ (343,770)	\$ (343,770)	\$ (24,963)	\$ -	\$ (368,733)
CONGESTION MITIGATION/AIR QUALITY (WFRC)	14850	Intersection Improvements	SR-60; Round-About at Ritter Drive, Riverdale	Active	WEBER	F012241	\$ 144,507	\$ 144,507	\$ -	\$ 10,494	\$ 155,000
CONGESTION MITIGATION/AIR QUALITY (WFRC)	14850	Intersection Improvements	SR-60; Round-About at Ritter Drive, Riverdale	Active	WEBER	F012241	\$ 38,690	\$ 38,690	\$ -	\$ 2,810	\$ 41,500
CONGESTION MITIGATION/AIR QUALITY (WFRC)	18830	Ped & Bike	Ogden City Bike Share Expansion	Scoping	WEBER	F015871	\$ 396,414	\$ 396,414	\$ -	\$ 28,786	\$ 425,200
CONGESTION MITIGATION/AIR QUALITY (WFRC)	18830	Ped & Bike	Ogden City Bike Share Expansion	Scoping	WEBER	F015871	\$ (46,615)	\$ (46,615)	\$ -	\$ (3,385)	\$ (50,000)
TOTALS							\$ 4,840,876	\$ 4,840,876	\$ 100,186	\$ 235,074	\$ 5,176,135

WFRC Urban Area Transportation Alternatives Program (TAP) Funds

Federal Fiscal Year 2025 Projects

Obligated/ (De_Obligated)

Plan Fund Desc.	PIN	Index	Project Description	PIN Status	County	FMIS No.	Total Obligation	Federal Aid	State Match	Local Match	Total
TRANS ALT. PROGRAM- OG/LAYTON	20335	Ped & Bike	Parrish Lane/ Legacy Trail Connection	Advertised	DAVIS	F017361	\$ 122,275	\$ 122,275	\$ -	\$ 8,879	\$ 131,154
TRANS ALT. PROGRAM- OG/LAYTON	20335	Ped & Bike	Parrish Lane/ Legacy Trail Connection	Advertised	DAVIS	F017361	\$ 81,110	\$ 81,110	\$ -	\$ 5,890	\$ 87,000
TRANS ALT. PROGRAM- OG/LAYTON	22100	Safe Sidewalk/ADA	Center Street sidewalk (Orchard to 340 East)	Scoping	DAVIS	F019111	\$ 93,230	\$ 93,230	\$ -	\$ 6,770	\$ 100,000
TRANS ALT. PROGRAM- OG/LAYTON	18834	Safe Sidewalk/ADA	UDOT Reg One/ Riverdale 1050 W & I-84 Sidewalk	Closed	WEBER	F015875	\$ 35,553	\$ 35,553	\$ 2,582	\$ -	\$ 38,135
TRANS ALT. PROGRAM- OG/LAYTON	18834	Safe Sidewalk/ADA	UDOT Reg One/ Riverdale 1050 W & I-84 Sidewalk	Closed	WEBER	F015875	\$ (97,608)	\$ (97,608)	\$ (7,088)	\$ -	\$ (104,696)
TRANS ALT. PROGRAM- OG/LAYTON	21229	Ped & Bike	Adams Avenue Sidewalk; 40th Street to 42nd Street	Scoping	WEBER	F018257	\$ 177,137	\$ 177,137	\$ -	\$ 12,863	\$ 190,000
TRANSPORTATION ALT PROGRAM - WFRC	14947	Trails and Bikepaths	7800 So Jordan River Pedestrian Bridge at 1100 W	Under Construction	SALT LAKE	F012337	\$ -	\$ -	\$ -	\$ -	\$ -
TRANSPORTATION ALT PROGRAM - WFRC	16948	Ped & Bike	2600 East Sidewalk; 7609 South to 7640 South	Closed	SALT LAKE	F014176	\$ -	\$ -	\$ -	\$ -	\$ -
TRANSPORTATION ALT PROGRAM - WFRC	18837	Ped & Bike	Kensington East-West Neighborhood Byway	Substantially Compl	SALT LAKE	F015878	\$ 610,658	\$ 610,658	\$ -	\$ 44,344	\$ 655,001
TRANSPORTATION ALT PROGRAM - WFRC	18837	Ped & Bike	Kensington East-West Neighborhood Byway	Substantially Compl	SALT LAKE	F015878	\$ 16,255	\$ 16,255	\$ -	\$ 1,180	\$ 17,435
TRANSPORTATION ALT PROGRAM - WFRC	18837	Ped & Bike	Kensington East-West Neighborhood Byway	Substantially Compl	SALT LAKE	F015878	\$ (16,255)	\$ (16,255)	\$ -	\$ (1,180)	\$ (17,435)
TRANSPORTATION ALT PROGRAM - WFRC	19688	Ped & Bike	Juniper Crest Crosswalk & Mt Ogden Peak Dr	Closed	SALT LAKE	F016715	\$ 60,786	\$ 60,786	\$ -	\$ 4,414	\$ 65,200
TRANSPORTATION ALT PROGRAM - WFRC	19688	Ped & Bike	Juniper Crest Crosswalk & Mt Ogden Peak Dr	Closed	SALT LAKE	F016715	\$ (60,786)	\$ (60,786)	\$ -	\$ (4,414)	\$ (65,200)
TRANSPORTATION ALT PROGRAM - WFRC	20316	Ped & Bike	700 East (SR-71); 2100 South to 1300 South	Under Construction	SALT LAKE	F017342	\$ 191,030	\$ 191,030	\$ 13,872	\$ -	\$ 204,902
TRANSPORTATION ALT PROGRAM - WFRC	20316	Ped & Bike	700 East (SR-71); 2100 South to 1300 South	Under Construction	SALT LAKE	F017342	\$ 97,274	\$ 97,274	\$ 7,064	\$ -	\$ 104,338
TRANSPORTATION ALT PROGRAM - WFRC	20316	Ped & Bike	700 East (SR-71); 2100 South to 1300 South	Under Construction	SALT LAKE	F017342	\$ 42,045	\$ 42,045	\$ 3,053	\$ -	\$ 45,098
TRANSPORTATION ALT PROGRAM - WFRC	20316	Ped & Bike	700 East (SR-71); 2100 South to 1300 South	Under Construction	SALT LAKE	F017342	\$ -	\$ -	\$ -	\$ -	\$ -

WFRC Urban Area Transportation Alternatives Program (TAP) Funds

Federal Fiscal Year 2025 Projects
Obligated/ (De_Obligated)

Plan Fund Desc.	PIN	Index	Project Description	PIN Status	County	FMIS No.	Total Obligation	Federal Aid	State Match	Local Match	Total
TRANSPORTATION ALT PROGRAM - WFRC	20316	Ped & Bike	700 East (SR-71); 2100 South to 1300 South	Under Construction	SALT LAKE	F017342	\$ (97,274)	\$ (97,274)	\$ (7,064)	\$ -	\$ (104,338)
TRANSPORTATION ALT PROGRAM - WFRC	20345	Ped & Bike	Fort Union Blvd Pedestrian Hybrid Beacon	Contract Complete	SALT LAKE	F017371	\$ 6,782	\$ 6,782	\$ -	\$ 492	\$ 7,274
TRANSPORTATION ALT PROGRAM - WFRC	20345	Ped & Bike	Fort Union Blvd Pedestrian Hybrid Beacon	Contract Complete	SALT LAKE	F017371	\$ (6,782)	\$ (6,782)	\$ -	\$ (492)	\$ (7,274)
TRANSPORTATION ALT PROGRAM - WFRC	20346	Ped & Bike	I-15 & 4800 South Bike Lanes; Galleria Dr to 325 W	Active	SALT LAKE	F017372	\$ 102,553	\$ 102,553	\$ -	\$ 7,447	\$ 110,000
TRANSPORTATION ALT PROGRAM - WFRC	20346	Ped & Bike	I-15 & 4800 South Bike Lanes; Galleria Dr to 325 W	Active	SALT LAKE	F017372	\$ 96,493	\$ 96,493	\$ -	\$ 7,007	\$ 103,500
TRANSPORTATION ALT PROGRAM - WFRC	20346	Ped & Bike	I-15 & 4800 South Bike Lanes; Galleria Dr to 325 W	Active	SALT LAKE	F017372	\$ 13,985	\$ 13,985	\$ -	\$ 1,016	\$ 15,000
TRANSPORTATION ALT PROGRAM - WFRC	21232	Ped & Bike	4220 West Sidewalk; 5415 So to 5500 South	Close Out	SALT LAKE	F018260	\$ 12,213	\$ 12,213	\$ -	\$ 887	\$ 13,100
TRANSPORTATION ALT PROGRAM - WFRC	21232	Ped & Bike	4220 West Sidewalk; 5415 So to 5500 South	Close Out	SALT LAKE	F018260	\$ 4,662	\$ 4,662	\$ -	\$ 339	\$ 5,000
TRANSPORTATION ALT PROGRAM - WFRC	21232	Ped & Bike	4220 West Sidewalk; 5415 So to 5500 South	Close Out	SALT LAKE	F018260	\$ (16,049)	\$ (16,049)	\$ -	\$ (1,165)	\$ (17,215)
TRANSPORTATION ALT PROGRAM - WFRC	21233	Ped & Bike	White City & Kearns WFRC TAP	Scoping	SALT LAKE	F018261	\$ 107,979	\$ 107,979	\$ -	\$ 7,841	\$ 115,820
TRANSPORTATION ALT PROGRAM - WFRC	21235	Ped & Bike	S Birch Drive; Upland Drive to 3900 South	Scoping	SALT LAKE	F018263	\$ 233,075	\$ 233,075	\$ -	\$ 16,925	\$ 250,000
TRANSPORTATION ALT PROGRAM - WFRC	22082	Structures Bridge Rehabilitation	3900 South; Redwood Rd to Jordan River Bridge	Scoping	SALT LAKE	F019093	\$ 1,129,817	\$ 1,129,817	\$ -	\$ 82,043	\$ 1,211,860
TRANSPORTATION ALT PROGRAM - WFRC	22106	Safe Sidewalk/ADA	2700 East; Morningside Drive to 4500 South	Scoping	SALT LAKE	F019117	\$ 90,526	\$ 90,526	\$ -	\$ 6,574	\$ 97,100
TRANSPORTATION ALT PROGRAM - WFRC	22106	Safe Sidewalk/ADA	2700 East; Morningside Drive to 4500 South	Scoping	SALT LAKE	F019117	\$ 46,615	\$ 46,615	\$ -	\$ 3,385	\$ 50,000
TRANSPORTATION ALTERNATIVE PROGRAM	18823	Roadway Reconstruct - Without Widening	3650 South; 2700 West to 3200 West	Substantially Compl	SALT LAKE	F015864	\$ 46,615	\$ 46,615	\$ -	\$ 3,385	\$ 50,000
TRANSPORTATION ALTERNATIVE PROGRAM	21143	Ped & Bike	White City Safe Routes to School FY25	Close Out	SALT LAKE	F018179	\$ (45,988)	\$ (45,988)	\$ -	\$ (3,339)	\$ (49,327)
TRANSPORTATION ALTERNATIVE PROGRAM	22015	Ped & Bike	Murray Pkwy; 5400 S to Sunberry Dr - Sidewalk sTAP	Close Out	SALT LAKE	F019033	\$ (139,845)	\$ (139,845)	\$ -	\$ (10,155)	\$ (150,000)

WFRC Urban Area Transportation Alternatives Program (TAP) Funds

Federal Fiscal Year 2025 Projects

Obligated/ (De_Obligated)

Plan Fund Desc.	PIN	Index	Project Description	PIN Status	County	FMIS No.	Total Obligation	Federal Aid	State Match	Local Match	Total
TRANSPORTATION ALTERNATIVE PROGRAM	21144	Ped & Bike	Statewide Bicycle Education FY25	Scoping	VARIOUS	F018180	\$ 93,230	\$ 93,230	\$ 6,770	\$ -	\$ 100,000
TAP WFRC AT 100% PRO RATA	17757	Ped & Bike	Salt Lake City - Bike Share Expansion (2)	Scoping	SALT LAKE	F014889	\$ 200,000	\$ 200,000	\$ -	\$ -	\$ 200,000
TAP WFRC AT 100% PRO RATA	22454	Spot Improvement - Safety	SR-173; MP 7.75-8.78, Install Sidewalk	Advertised	SALT LAKE	F019498	\$ 745,840	\$ 745,840	\$ -	\$ -	\$ 745,840
							\$ 3,977,150	\$ 3,977,150	\$ 19,189	\$ 200,933	\$ 4,197,272

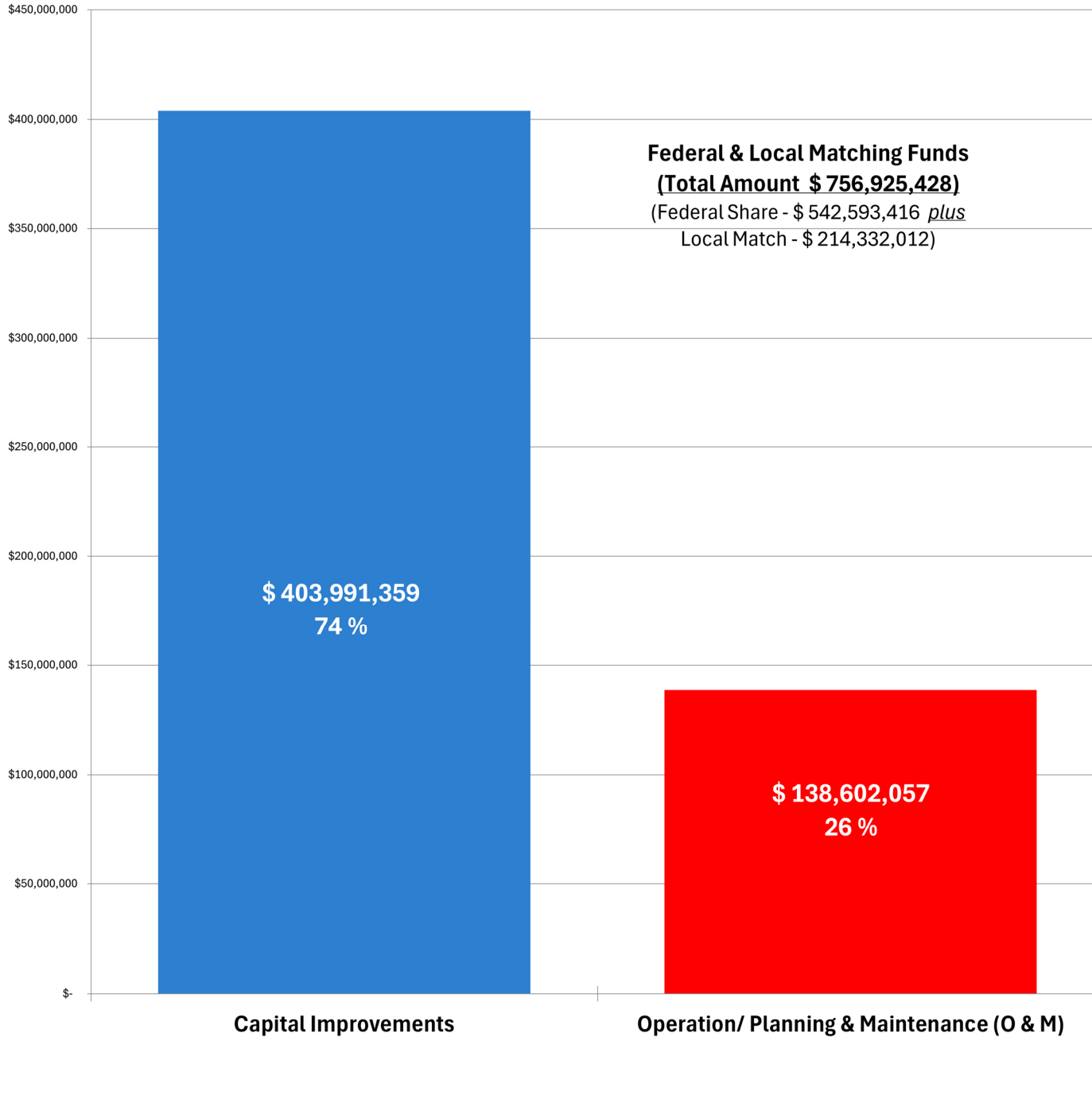
WFRC Urban Area Carbon Reduction Program (CRP) Funds

Federal Fiscal Year 2025 Projects

Obligated/ (De_Obligated)

Plan Fund Desc.	PIN	Index	Project Description	PIN Status	County	FMIS No.	Total Obligation	Federal Aid	State Match	Local Match	Total
CARBON REDUCTION FOR O/L	17847	Intersection Improvements	6000 South & 3100 West Round-a-bout	Substantially Compl	WEBER	F014972	\$ 406,371	\$ 406,371	\$ -	\$ 29,509	\$ 435,880
CARBON REDUCTION FOR O/L	17847	Intersection Improvements	6000 South & 3100 West Round-a-bout	Substantially Compl	WEBER	F014972	\$ 167,814	\$ 167,814	\$ 12,186	\$ -	\$ 180,000
CARBON REDUCTION FOR O/L	17847	Intersection Improvements	6000 South & 3100 West Round-a-bout	Substantially Compl	WEBER	F014972	\$ 6,055	\$ 6,055	\$ -	\$ 440	\$ 6,495
CARBON REDUCTION FOR SL AREA	21240	Signal and/or Lighting Project	Holladay Signal Optimization Enhancements	Scoping	SALT LAKE	F018268	\$ 186,460	\$ 186,460	\$ -	\$ 13,540	\$ 200,000
CARBON REDUCTION FOR SL AREA	21240	Signal and/or Lighting Project	Holladay Signal Optimization Enhancements	Scoping	SALT LAKE	F018268	\$ 65,261	\$ 65,261	\$ -	\$ 4,739	\$ 70,000
TOTALS							\$ 831,961	\$ 831,961	\$ 12,186	\$ 48,228	\$ 892,375

FFY 2025 Active Transit Grant Funds by Project Type



UTA YEAR END 2025 GRANTS STATUS

Grants Highlighted with Dark Green were Awarded / Executed in Federal Fiscal Year 2025 (10/01/24 - 09/30/2025)

Summary for Active Grants During FFY 2025

	Fed. Amt	Local Amt.	Tot. Amt.	Improvement Type	Federal Amount	Local Amount	Total Amount
Totals .	\$ 542,593,416	\$ 214,332,012	\$ 756,925,428				
Totals / Project Type	\$ 403,991,359	\$ 180,051,909	\$ 584,043,268	Capital Improvements	74%	84%	77.2%
	\$ 138,602,057	\$ 34,280,103	\$ 172,882,160	Operation/ Planning & Maintenance (O & M)	26%	16%	22.8%

Summary for Grants Closed Out During FFY 2025

	Fed. Amt	Local Amt.	Tot. Amt.	Improvement Type	Federal Amount	Local Amount	Total Amount
Totals .	\$ 116,254,019	\$ 33,326,361	\$ 149,580,380				
Totals / Project Type	\$ 47,537,882	\$ 16,630,797	\$ 64,168,679	Capital Improvements	41%	50%	42.9%
	\$ 68,716,137	\$ 16,695,564	\$ 85,411,701	Operation/ Planning & Maintenance (O & M)	59%	50%	57.1%

Program Details Listed Below

Grant Number	Fed. Amount	Local Amt.	Tot. Amt.	Brief Description	Award/Executed Date	Grant Status	Approx % Complete
Federal Transit Administration (FTA)							
UT-2021-004-00	\$ 224,000.00	\$ 2,900.00	\$ 226,900.00	FY 2020 5312 Suicide Prevention Research and Demonstration Project	5/5/2021	Active	93.87%
UT-2021-020-00	\$ 338,155.00	\$ 98,277.00	\$ 436,432.00	FY 2020 5312 Research Innovation Program - Transit Infrastructure Condition Assessment	9/13/2021	Active	100.42%
UT-2022-012-00	\$ 6,254,183	\$ -	\$ 6,254,183	FY2022 5309 ARPA OGX	9/19/2022	Active	100.00%
UT-2023-008-00	\$ 250,000.00	\$ 62,500.00	\$ 312,500.00	FY2019 Section 20005(b) 5338 TOD-South Valley Utah County Frontrunner - Planning	5/8/2023	Active	90.13%
UT-2023-014-00	\$ 751,641	\$ -	\$ 751,641	FFY2021 UT-2023-014 Section 5310 ER Salt Lake-West Valley Capital, Operations and Admin	6/2/2023	Active	99.87%
UT-2023-024-00	\$ 421,209	\$ 144,575	\$ 565,784	FFY2022 UT-2023-024 Section 5310 Provo-Orem Capital, Admin and Operations	6/4/2023	Active	101.24%

Grant Number	Fed. Amount	Local Amt.	Tot. Amt.	Brief Description	Award/Executed Date	Grant Status	Approx % Complete
UT-2023-027-00	\$ 1,094,044	\$ 497,380	\$ 1,591,424	FFY2022 UT-2023-027 Section 5310 Salt Lake Capital, Admin and Operations	7/11/2023	Active	97.99%
UT-2023-026-00	\$ 609,105	\$ 225,613	\$ 834,718	FFY2022 UT-2023-026 Section 5310 Ogden-Layton Capital, Admin and Operations	7/13/2023	Active	100.03%
UT-2023-030-00	\$ 360,000	\$ 90,000	\$ 450,000	FY2022 5338 TOD- Pilot Program for TOD Planning Midvalley	7/26/2023	Active	46.28%
UT-2021-021-01	\$ 78,322,872	\$ 26,375,048	\$ 104,697,920	FFY2019 Sec. 5309 -UTA Ogden-WSU BRT (OGX)	8/30/2023	Active	101.86%
UT-2023-038-00	\$ 3,220,250	\$ 726,562	\$ 3,946,812	FY2019 5339(b) Discretionary - Bus Stop Improvements and Operator Facilities	9/12/2023	Active	84.98%
UT-2024-006-00	\$ 60,000,000	\$ 60,000,000	\$ 120,000,000	FFY2022 Rail Vehicle Replacement Discretionary for Capital	2/29/2024	Active	209.01%
UT-2024-011-00	\$ 360,000.00	\$ -	\$ 360,000.00	FY2024 TOD Planning Pilot Program (20005b) Discretionary FrontRunner Corridor Analysis	7/29/2024	Active	0.00%
UT-2024-018-00	\$ 625,533	\$ 262,094	\$ 887,627	FFY2023 Section 5310 Formula Ogden-Layton UZA Capital, Operations and Administration	9/4/2024	Active	96.26%
UT-2024-019-00	\$ 451,264	\$ 155,295	\$ 606,559	FFY2023 Section 5310 Formula Provo-Orem UZA Capital, Operations and Administration	9/12/2024	Active	84.88%
UT-2024-017-00	\$ 64,906,545.00	\$ 16,226,636.00	\$ 81,133,181.00	FFY2023 5307 Urbanized Formula Preventive Maintenance & ADA Paratransit	9/17/2024	Active	41.64%
UT-2025-003-00	\$ 1,126,249	\$ 531,171	\$ 1,657,420	FFY2023 Section 5310 Formula Salt Lake UZA Capital, Operations and Administration	11/18/2024	Active	91.27%
UT-2025-001-00	\$ 1,208,157	\$ 553,150	\$ 1,761,307	FFY2024 Section 5310 Formula Salt Lake UZA Capital, Operations and Administration	11/18/2024	Active	85.99%
UT-2025-004-00	\$ 622,045	\$ 288,423	\$ 910,468	FFY2024 Section 5310 Formula Ogden-Layton UZA Capital, Operations and Administration	11/19/2024	Active	72.65%
UT-2025-005-00	\$ 475,851	\$ 204,232	\$ 680,083	FFY2024 Section 5310 Formula Provo-Orem UZA Capital, Operations and Administration	11/20/2024	Active	90.75%
UT-2025-002-00	\$ 71,740,154	\$ 17,935,042	\$ 89,675,196	FY 22-23 5337 Formula PM-SGR for TPSS, LRV Rehab, Rail Replacement-Rehab	12/3/2024	Active	67.20%
UT-2025-006-00	\$ 60,646,104	\$ 37,754,228	\$ 98,400,332	FFY2022 5309 MidValley Connector BRT Small-Starts (CIG)	12/23/2024	Active	65.31%
UT-2025-013-00	\$ 214,810	\$ 15,599	\$ 230,409	FY2019 FHWA TAP to Sec. 5307 Small Urban Formula Capital for Bus Bike Racks	4/14/2025	Active	27.87%
UT-2023-007-01	\$ 2,203,343	\$ 159,998	\$ 2,363,341	FFY2019 CMAQ Clearfield FrontRunner Station Pedestrian and Bike Trail Design and Construction	6/5/2025	Active	113.26%

Grant Number	Fed. Amount	Local Amt.	Tot. Amt.	Brief Description	Award/Executed Date	Grant Status	Approx % Complete
UT-2025-032-00	\$ 17,055,353	\$ 3,073,101	\$ 20,128,454	FY2023 5339(c) -CNG--Low or No Emission Grant Program	8/28/2025	Active	95.09%
UT-2025-031-00	\$ 71,164,433.00	\$ 17,791,108.25	\$ 88,955,541.25	FY2024 5307 Urbanized Funds	9/4/2025	Active	74.96%
UT-2025-033-00	\$ 36,298,652	\$ 9,074,665	\$ 45,373,317	FY24 5337 SGR Formula - Rail/Bus Fixed Guideway Equipment & Preventive Maintenance	9/5/2025	Active	91.82%
UT-2025-021-00	\$ 18,112,632	\$ 3,234,408	\$ 21,347,040	FY24 5339 (c) Low or No Emissions Competitive CNG Vehicles, Shop Equipment/Tools, & Training	9/10/2025	Active	0.00%
UT-2025-034-00	\$ 3,702,656	\$ 268,875	\$ 3,971,531	FY19 5307 - FHWA CMAQ Transferred funds for Bus Stop Capital Improvements, TSP Equipment, and ITS Signage	9/25/2025	Active	25.94%

Federal Transit Administration (FTA) & Wasatch Front Regional Council (WFRC)

UT-2025-019-00	\$ 475,865.00	\$ 34,557.00	\$ 510,422.00	FFY 2023 CRP - TDM for Rideshare and Vanpool	6/30/2025	Active	42.88%
----------------	---------------	--------------	---------------	--	-----------	--------	--------

Mountainland Association of Governments (MAG)

UT-2025-023-00	\$ 4,002,658	\$ 290,659	\$ 4,293,317	FY2022 & 2023 MAG/CMAQ-CRP-900 East UVX Station	7/15/2025	Active	71.74%
UT-2026-001-00	\$ 1,248,594	\$ 90,668	\$ 1,339,262	FY19 CMAQ, FY23 CMAQ PM 2.5, & FY23 TAP - Eagle Mtn - Design & Construction for Park and Ride Lot & Pedestrian Crossing	12/9/2025	Active	49.51%

Utah Department of Transportation (UDOT)

#21-P00035	\$ 900,000	\$ 900,000	\$ 1,800,000	FY2020 TTIF Point of the Mountain	1/27/2021	Active	0.00%
219128 Trk# 37748	\$ 24,000	\$ -	\$ 24,000	FY2021 UDOT -Railroad Crossing Safety S-Line Crossing and Trail	5/19/2021	Active	0.00%
UDOT_228463	\$ 50,000	\$ -	\$ 50,000	FY2022 UDOT Railroad Crossing Safety Bike Safety Sikaflex Mitigation	11/10/2021	Active	0.00%
238836	\$ 22,800,000	\$ 15,200,000	\$ 38,000,000	FY2023 Midvalley BRT TTIF	2/23/2023	Active	0.00%
18855	\$ 4,000,000	\$ 1,714,286	\$ 5,714,286	FY2020 TTIF OGX	1/15/2025	Active	0.00%

Weber County Council of Governments (WACOG)

Grant Number	Fed. Amount	Local Amt.	Tot. Amt.	Brief Description	Award/Executed Date	Grant Status	Approx % Complete
23-P00219	\$ 1,500,000	\$ -	\$ 1,500,000	FFY2022 Weber County Corridor Preservation WACOG	5/2/2023	Active	0.40%
Wasatch Front Regional Council (WFRC)							
UT-2025-010-00	\$ 1,450,000	\$ 105,295	\$ 1,555,295	FFY 2012, 2022, 2023 CMAQ/CRP Locomotive Overhaul for FrontRunner	3/4/2025	Active	100.00%
UT-2025-011-00	\$ 750,000	\$ 54,464	\$ 804,464	FFY 2012 CMAQ & FFY 2023 CRP Funds for Electric Bus Chargers Design and Installation	3/4/2025	Active	100.00%
UT-2025-035-00	\$ 1,750,000	\$ 127,078	\$ 1,877,078	FY2019 CMAQ On-Route Electric Bus Infrastructure SLC UZA	9/25/2025	Active	38.30%
UT-2026-002-00	\$ 883,059.00	\$ 64,125.00	\$ 947,184.00	FY24 CMAQ & FY24 CRP - Rideshare/Vanpool Management & Expansion Vans	12/22/2025	Active	67.88%
Grants Closed Out in 2025							
Department of Environmental Quality (DEQ)							
VW Settlement	\$ 12,903,111	\$ 9,919,142	\$ 22,822,253	VW - 20 Electric Vehicles and Charging Infrastructure	5/22/2020	Closed	100.00%
Federal Transit Administration (FTA)							
UT-2020-010-00	\$ 2,360,053	\$ 171,378	\$ 2,531,431	FY 2019 CMAQ for Locomotive Overhaul	7/21/2020	Closed	100.00%
UT-2021-010-01	\$ 584,348	\$ 125,502	\$ 709,850	FY2019/2020 5310 Ogden-Layton Large Urbanized Area--Capital, Program Administration	8/9/2022	Closed	98.99%
UT-2021-011-01	\$ 958,829	\$ 203,383	\$ 1,162,212	FY2019/2020 5310 Formula Salt Lake City-West Valley City Large Urbanized Area--Capital and Program Administration	8/10/2022	Closed	100.04%
UT-2021-009-01	\$ 368,908	\$ 78,640	\$ 447,548	FFY 2019/2020 5310 Provo-Orem Capital and Administration	8/16/2022	Closed	98.01%
UT-2022-014-00	\$ 508,200	\$ -	\$ 508,200	FY 2020 5312 COVID-19 Research Demonstration eVoucher Phase II	9/13/2022	Closed	99.97%
UT-2023-009-00	\$ 385,584	\$ 35,000	\$ 420,584	FY2021 AoPP-Paratransit Forward Study	5/9/2023	Closed	100.04%
UT-2023-013-00	\$ 425,445	\$ -	\$ 425,445	FFY2021 UT-2023-013 Section 5310 ER Ogden-Layton Capital, Admin and Operations	6/2/2023	Closed	100.00%

Date Closed

7/29/2025

6/13/2025

2/14/2025

6/30/2025

8/12/2025

12/1/2025

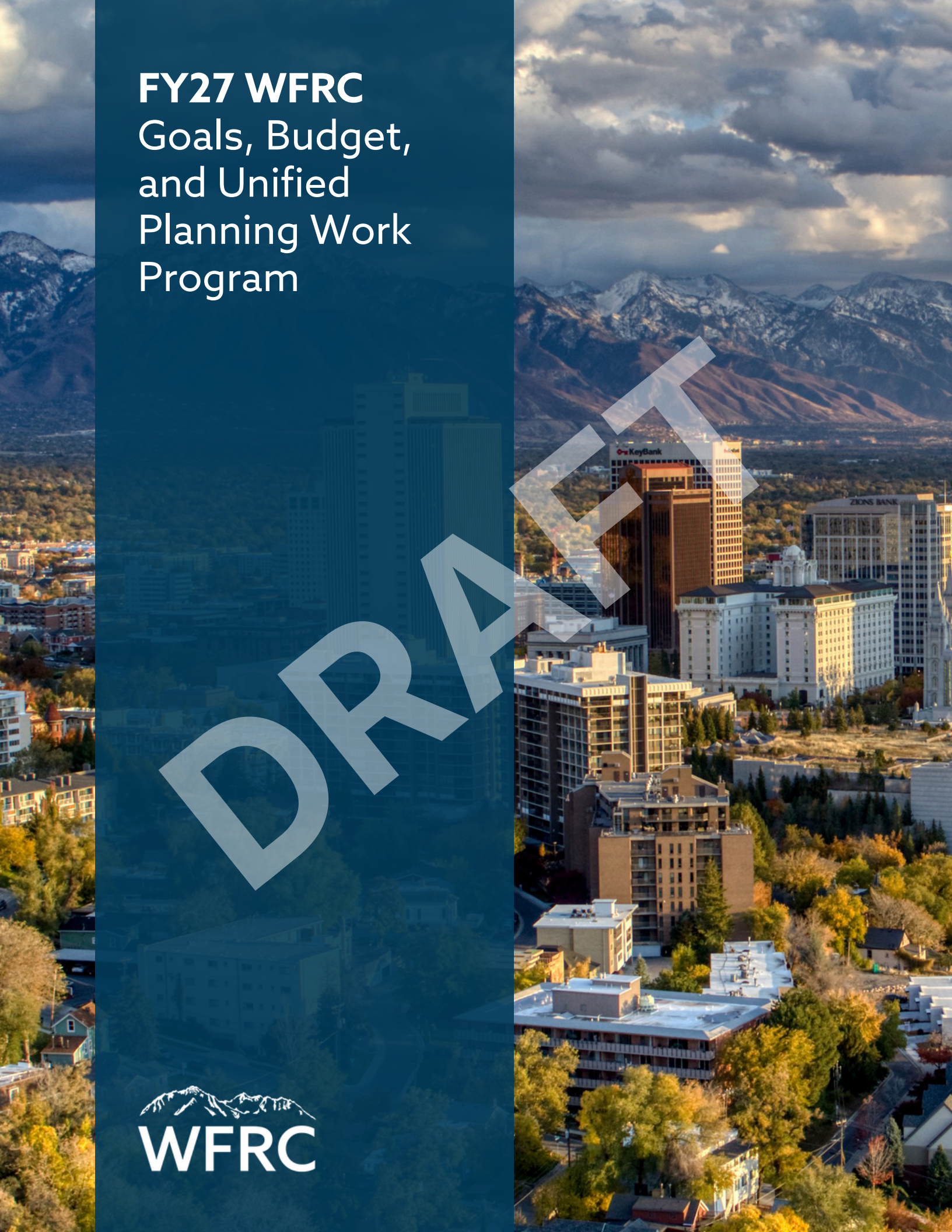
3/31/2025

11/10/2025

Grant Number	Fed. Amount	Local Amt.	Tot. Amt.	Brief Description	Award/Executed Date	Grant Status	Approx % Complete	
UT-2023-023-00	\$ 288,742	\$ -	\$ 288,742	FFY2021 UT-2023-023 Section 5310 ER Provo-Orem Capital, Operations and Admin	6/2/2023	Closed	100.00%	11/11/2025
UT-2023-025-00	\$ 300,000	\$ -	\$ 300,000	FFY21 ARP Discretionary Section 5307 funding for Planning	7/17/2023	Closed	92.33%	6/4/2025
UT-2023-004-00	\$ 23,524,729	\$ 5,881,182	\$ 29,405,911	FFY2021 -Section 5337 Formula -Capital for TPSS Rehabilitation	7/26/2023	Closed	100.00%	9/9/2025
UT-2023-002-01	\$ 63,615,691	\$ 15,903,924	\$ 79,519,615	FY2022 5307 Urbanized Formula Preventive Maintenance & ADA Paratransit	7/26/2023	Closed	100.00%	3/24/2025
UT-2023-034-00	\$ 275,000	\$ 75,000	\$ 350,000	Point of the Mountain - FY2019 Discretionary Transit Oriented Development (TOD) (20005b) Analysis and Implementation Plan	8/17/2023	Closed	0.00%	3/31/2025
UT-2024-016-00	\$ 2,151,153	\$ -	\$ 2,151,153	FY2022 5309 Small Starts CIG Project Development Midvalley BRT	9/11/2024	Closed	100.00%	2/14/2025
Federal Transit Administration (FTA) & Wasatch Front Regional Council (WFRC)								
UT-2025-020-00	\$ 3,189,862	\$ 231,640	\$ 3,421,502	FFY 2020, 2021, and 2022 CMAQ Rideshare & Vanpool Management and UVX	7/22/2025	Closed	100.00%	9/3/2025
United States Department of Transportation (US DOT)								
UT-2023-031-00	\$ 950,000	\$ 450,000	\$ 1,400,000	FFY2021 RAISE Techlink Corridor Study	8/5/2023	Closed	99.28%	5/14/2025
Wasatch Front Regional Council (WFRC)								
UT-2025-018-00	\$ 2,000,000	\$ 145,233	\$ 2,145,233	FY2023 STBG Point of the Mtn. Transit study/Environmental SLC UZA	7/9/2025	Closed	100.00%	9/24/2025
UT-2025-022-00	\$ 1,147,382	\$ 83,318	\$ 1,230,700	PROG2023/APP2020 CMAQ Operating Assistance for Ogden-WSU BRT O/L UZA	7/22/2025	Closed	100.00%	9/22/2025
UT-2025-030-00	\$ 316,982	\$ 23,019	\$ 340,001	PROG2023/APP2020 STBG TSP/ Preemption Equipment for Transit Vehicles SLC UZA	8/25/2025	Closed	100.00%	9/22/2025

FY27 WFRC Goals, Budget, and Unified Planning Work Program

DRAFT





WASATCH FRONT REGIONAL COUNCIL

DATE: March 19, 2026
AGENDA ITEM: 6a
SUBJECT: **ACTION:** Release for review and comment: Draft FY27 WFRC Goals, Budget, and Unified Planning Work Program (UPWP)
PREPARED BY: Marian Florence, Chief Financial Officer
Wayne Bennion, Director of Short Range Planning
Andrew Gruber, Executive Director

BACKGROUND:

Wasatch Front Regional Council (WFRC) has identified proposed agency goals and prepared a draft budget and Unified Planning Work Program (UPWP) that outline the objectives and activities that WFRC plans to undertake in fiscal year 2027.

WFRC staff prepared these materials for review by the WFRC Budget Committee on March 19, 2026. The Regional Council will consider these items at its meeting on March 26, 2026. The Regional Council will then make these available for review by the public and by the County Councils of Governments (COGs). After considering any comments received, the Regional Council will adopt the goals and a final budget and UPWP in May 2026. Below is a description and list of the goals, discussion about key aspects of the budget, and a summary of the UPWP.

WFRC Goals

Each year WFRC adopts a high-level set of goals and priorities to help shape its activities for the next year. These goals are developed through review of the WFRC's adopted [Mission & Roles](#), reflection on the agency activities and accomplishments for the previous year, and a discussion among the WFRC staff, in consultation with the WFRC Council leadership. The goals are not meant to be a comprehensive list of all of WFRC's activities, but rather to articulate priority activities for the agency in FY27. The WFRC Unified Planning Work Program (UPWP) comprehensively lists all of WFRC's activities. These goals are for WFRC as an organization; they are not intended to be goals for the condition of the region. The [Wasatch Choice Vision](#) goals, as adopted by the WFRC Council, serve that purpose.

The proposed WFRC FY27 high-level goals are as follows:

1. Collaboratively advance the Wasatch Choice Vision to accommodate growth and enhance quality of life.
2. Provide subject-matter expertise to federal, state, and local officials and policymakers.
3. Strive for organizational excellence.

The FY27 proposed goals are similar to the [FY26 adopted goals](#). This reflects the continuity in our organizational mission and roles, and the fact that most of our activities are ongoing and span multiple years.

Budget Overview

At WFRC, the original budget presented in the spring includes planned expenditures for ongoing work efforts and new projects, as well as funding projected for the coming fiscal year. The budget typically does not change dramatically year to year. The FY27 budget is projected to decrease 13% below the FY26 adopted budget for three primary reasons:

1. last year, we initially budgeted for the full Activity Based Model development project, and later adjusted to reflect only the first year of expenditures,
2. completion of significant work in Station Area Planning, and
3. conclusion of the Roadway Safety Audits funded by the Safe Streets for All grant.

The largest expenditure in the budget is for employee compensation and benefits. Contractual expenditures – the second-largest expenditure – tend to vary year-to-year depending on current projects. The largest revenue source is from federal transportation formula funding. Expenditures and revenues are described below.

Expenditures:

The FY27 budget functions as a legal limit on expenditures, and of course we do not have to spend everything that is budgeted; in fact we routinely come in under budget. As we move towards and into FY27, we have the ability to make budget adjustments as may be warranted.

The major expenditure in the budget is for employee compensation and benefits, including funding to maintain the current full-time staff of 32 and potentially add limited additional staff to support priority activities. Consistent with past practice, the budget includes an overall personnel line item that functions as a cap for employee compensation and benefit cost adjustments, including COLA, group health insurance, and retirement benefits. WFRC annually surveys peer organizations to remain consistent with cities, counties and the State of Utah with regards to COLA and merit adjustments.

Consultant contracts represent the second-largest expenditure in the FY27 budget. The footnotes to the budget provide details of anticipated consulting contracts. The following are descriptions of three significant areas of consultant expense:

- The largest ongoing element of contractual expenditures (approximately \$2.3M in FY26) are for planning and technical assistance on **Transportation and Land Use Connection** (TLC) program projects. TLC is funded with WFRC's federal STP funds and contributions from UDOT and UTA, as well as local matching funds. Some of the current TLC projects will not be completed before the end of FY26 and will be carried forward to FY27, with a budget amendment to be made in October 2026 when final accounting for FY26 is completed; this reflects the multi-year nature of the program. Much of the variation in the contractual line item reflects those TLC program consultant expenses, which are fully budgeted in one year and then often roll into the next.

- **Station Area Planning** funds, provided pursuant to HB462 (2022) through the Governor's Office of Economic Opportunity, are shared between MAG and WFRC to provide planning assistance to local communities as they develop the required Station Area Plans and update their general plans and zoning. A total of \$5M was allocated beginning in FY23 to support communities in developing plans for the 127 station areas in Utah. Most of the station areas are located in the WFRC region, so WFRC awarded over \$2M over the first three years of the program (FY23 - FY25) and estimates awards totaling \$1.2M in FY26. The remaining funds (\$500K) are now budgeted in FY27. This budget line will be amended in October 2026 to reflect actual awards in FY26 and include all remaining funds.
- **Activity Based Model Development** - WFRC, in coordination with UDOT, UTA and MAG, has begun work on a transition from a traditional trip-based representation of resident travel in the Wasatch Front regional travel demand model (WF TDM) to an activity-based model (ABM) approach. This shift aligns with the region's growing complexity in travel choices and behavior. The benefit will be a more precise and adaptable representation of travel, and enhanced modeling capabilities for new travel modes, travel patterns, and policies. In the future, the new ABM is expected to leverage a consortium software development model, to cost-share and realize model enhancements, funded jointly by other MPOs and DOTs at significant savings to WFRC. In FY26, WFRC's initial budget reflected the full project, then was revised to reflect only the first year. For FY27, the initial total budget estimate for year two of the three-year total is \$352,500. WFRC's share is \$169,200 (51% of the total).

All other expenditures in other line items were estimated based on past experience and anticipated changes. The footnotes to the budget provide additional detail on these costs.

Revenues:

Federal transportation formula planning funds and Surface Transportation Program (STP) funds continue to be the majority of WFRC's operational revenue. WFRC also receives federal funding for the Small Cities Community Development Block Grant (CDBG) program and Wasatch Front Economic Development District (WFEDD) work.

State funding comes from the Utah Department of Transportation, the Governor's Office of Planning and Budget, the Governor's Office of Economic Opportunity, and the Utah Department of Commerce supporting planning and technical work in our area. In FY24, GOPB began funding a Local Administrative Advisor, providing administrative support to small Utah communities lacking administrative staff. WFRC also engages in numerous impactful studies each year, with financial support from our partners at UTA, UDOT and Mountainland Association of Governments (MAG) to gather and analyze data.

Consistent with WFRC policy, for FY27 the local county contributions increase by 2.87%, a factor representative of the change in the Consumer Price Index (CPI) averaged over the prior three completed WFRC fiscal years, July 1, 2022 through June 30, 2025. This funding supports the ongoing financial stability of WFRC.

Unified Planning Work Program

The UPWP details the work tasks that WFRC will pursue during FY27 in collaboration with cities, counties, UDOT, UTA, and other partners. Among the primary tasks are:

- assisting local communities with growth, transportation, and planning needs;
- continuing development of the 2027-2055 Regional Transportation Plan, Utah's Unified Transportation Plan, and Wasatch Choice Vision for the region;
- continuing efforts to update and implement the Transportation Improvement Program;
- continuing to utilize and improve analytical capabilities; and
- engaging with community stakeholders and local, state, and federal officials.

EXHIBITS:

Draft FY27 WFRC goals

Draft budget for FY27 and footnotes

Draft FY27 UPWP summary

RECOMMENDATION AND MOTION:

WFRC staff recommends that the Budget Committee make a motion that “the Council release for review and comment the draft WFRC goals, Unified Planning Work Program, and budget for FY27.”

CONTACT INFORMATION:

Marian Florence, Chief Financial Officer, (801) 363-4250 x1120

Wayne Bennion, Director of Short Range Planning, (801) 363-4250 x1112

Andrew Gruber, Executive Director, (801) 824-0055

WFRC Fiscal Year 2027 Goals

1. Collaboratively advance the Wasatch Choice Vision to accommodate growth and enhance quality of life.

REGIONAL PLANS

- a. Develop the 2027-2055 Regional Transportation Plan (RTP) for roads, transit, and active transportation (as the transportation component of the Vision).
- b. Develop the 2027-2055 Utah's Unified Transportation Plan, a coordinated, shared plan for future transportation investment statewide.
- c. Develop the 2028-2033 Transportation Improvement Program (TIP), compiling prioritized road, transit, and active transportation projects.
- d. Implement the 2023-2028 Comprehensive Economic Development Strategy (CEDS) by coordinating the location of regional economic activity with transportation and land use planning.
- e. Support communities in updating and implementing their land use plans focusing on centers, housing options, and coordinating growth with transportation.

FUNDING & ASSISTANCE

- f. Provide transportation project funding to communities through WFRC-administered programs.
- g. Provide technical assistance and funding to communities for land use, transportation, and economic development planning through WFRC-administered programs.

RESOURCES

- h. Formalize measurement of progress toward the Wasatch Choice Vision.
- i. Increase "access to opportunities" (ATO) through planning and programming.
- j. Participate in significant transportation and growth-related projects, initiatives, studies, and other activities.
- k. Enhance forecasting and modeling of travel demand and land use markets to provide high-quality regional and local data, tools, analysis, and advice.
- l. Foster community and stakeholder engagement in transportation planning processes.

2. Provide subject-matter expertise to federal, state, and local officials and policymakers.

- a. Engage in the development of federal transportation legislation, policy, and funding to advance Utah transportation principles and priorities.
- b. Provide information and resources to state and local officials and policymakers to advance the implementation of the Wasatch Choice Vision and Utah's Unified Transportation Plan.
- c. Engage in efforts to enhance air quality — while enabling the economy to flourish — through emissions reductions and regulatory flexibility.

3. Strive for organizational excellence.

- a. Maintain engagement, transparency, and accountability with WFRC members and stakeholders using an informative website and regular communications.
- b. Use resources prudently and efficiently. Maintain budget stability.
- c. Regularly review and ensure utilization of best practices and compliance with applicable laws and regulations.
- d. Create and maintain a work environment that maximizes the health, happiness, and productivity of an excellent staff.

WFRC Mission and Roles

The Wasatch Front Regional Council builds consensus and enhances quality of life by developing and implementing visions and plans for a well-functioning multi-modal transportation system, livable communities, a strong economy, and a healthy environment.

To accomplish our mission, the Wasatch Front Regional Council serves the following roles:



Convener - We facilitate collaboration with our communities and partners.

- » Bring stakeholders together — including cities, counties, transportation agencies, community and business organizations, state and federal officials, and residents — to share ideas and information, and to develop and implement visions and plans.



Technical Expert - We are trusted subject-matter experts.

- » Build and use models and tools to analyze and understand the impact of potential transportation, land use, and economic development strategies.
- » Share analyses and information to improve the understanding of how transportation, land use, and economic systems affect each other, and to aid in developing and implementing visions and plans in the region.



Planner - We proactively plan for the future of our region.

- » Develop multi-modal transportation and interrelated land use and economic development visions and plans.
- » Unify our planning efforts with our peers across the state.
- » Collaborate with other organizations as they address local, regional, state, and national growth-related issues, plans, and policies that may directly or indirectly affect transportation on the Wasatch Front.



Implementer - We put visions and plans into action.

- » Support local governments in their efforts to achieve local and regional goals.
- » Provide technical assistance to communities that focus on the interrelationship of transportation, land use, and economic development.

WFRC Fiscal Year 2027 Goals

1. Collaboratively advance the Wasatch Choice Vision to accommodate growth and enhance quality of life.

REGIONAL PLANS

- a. Develop the 2027-2055 Regional Transportation Plan (RTP) for roads, transit, and active transportation (as ~~a~~ **the transportation** component of the Vision).
- b. Develop the 2027-2055 Utah's Unified Transportation Plan, **a coordinated, shared plan for future transportation investment statewide** ~~to coordinate a shared plan for transportation statewide~~.
- c. Develop the 2027~~8~~-2032~~3~~ Transportation Improvement Program (TIP), compiling prioritized road, transit, and active transportation projects.
- d. Implement the 2023-2028 Comprehensive Economic Development Strategy (CEDS) by coordinating ~~regional economic development~~, **the location of regional economic activity with** transportation and land use planning.
- e. Support communities in updating and implementing their land use plans focusing on centers, housing options, and coordinating growth with transportation.

FUNDING & ASSISTANCE

- f. Provide transportation project funding to communities through WFRC-administered programs.
- g. Provide technical assistance and funding to communities for land use, transportation, and economic development planning through WFRC-administered programs.

RESOURCES

- h. **Formalize measurement of progress toward the Wasatch Choice Vision.**
- i. Increase "access to opportunities" (ATO) through planning **and** programming ~~and performance measurement~~.
- j. Participate in significant transportation and growth-related projects, initiatives, studies, and other activities.
- k. Enhance forecasting and modeling of travel demand and land use markets to provide high-quality regional and local data, tools, analysis, and advice.
- l. Foster community and stakeholder engagement in transportation planning processes.

2. Provide subject-matter expertise to federal, state, and local officials and policymakers.

- a. Engage in the development of federal transportation legislation, policy, and funding to advance Utah transportation **principles and** priorities.
- b. **Provide information and resources to state and local officials and policymakers to** ~~Engage in state and local policymaking activities that~~ advance the implementation of the Wasatch Choice Vision and Utah's Unified Transportation Plan.
- c. Engage in efforts to enhance air quality — while enabling the economy to flourish — through emissions reductions and regulatory flexibility.

3. Strive for organizational excellence.

- a. Maintain **engagement, communication and transparency, and accountability** with WFRC members and stakeholders ~~to ensure accountability~~ **using an informative website and regular communications.**
- b. Use resources prudently and efficiently. Maintain budget stability.
- c. Regularly review and ensure utilization of best practices and compliance with applicable laws and regulations.
- d. Create and maintain a work environment that maximizes the health, happiness, and productivity of an excellent staff.



WASATCH FRONT REGIONAL COUNCIL

Proposed FY 2027 Budget

Expenditure by Function/Line Item

Expenditure	June, 2025	May, 2025	October, 2025	YE estimate	March, 2026	Change from initial FY26 to proposed FY27		
	FY 2025 Actual	FY 2026 Initial Budget	FY 2026 Final Budget	FY 2026 Estimated	FY 2027 Proposed Budget			
Salaries/Employee Benefits	5,335,480	6,212,348	6,212,348	6,061,502	6,327,864	115,516	2%	1
Contractual	4,982,024	4,907,390	8,083,226	4,414,722	3,264,531	-1,642,859	-33%	2
Audit and Accounting	19,500	20,000	20,000	20,000	20,600	600	3%	
Dues	29,897	35,700	35,700	35,700	35,700	0	0%	3
Equipment Maintenance	37,341	40,000	40,000	40,000	40,000	0	0%	4
Insurance	15,548	20,000	20,000	16,136	20,000	0	0%	5
Legal	0	20,000	20,000	16,000	20,000	0	0%	6
Printing and Publication	0	5,300	5,300	2,000	5,300	0	0%	7
Rent	457,984	490,176	490,176	460,700	490,176	0	0%	
Supplies/Software/Subscriptions	163,941	272,758	290,605	210,000	170,308	-102,450	-38%	8
Telephone/Data	39,171	50,000	50,000	50,000	50,000	0	0%	
Travel and Training	164,943	174,500	194,500	165,000	174,500	0	0%	9
Total Expenditures	11,245,829	12,248,172	15,461,855	11,491,760	10,618,979	-1,629,193	-13%	
Amounts expected to carry into next FY		24,018	239,311		18,814	-5,204	-22%	
TOTAL	11,245,829	12,272,191	15,701,166	11,491,760	10,637,793	-1,634,398	-13%	10

Expenditure by Program

Program	FY 2025	FY 2026	FY 2026	FY 2026	FY 2027			
	Actual	Initial Budget	Final Budget	Estimated	Proposed Budget			
Consolidated Transportation Planning Grant	5,276,421	6,637,153	6,724,802	5,343,360	6,834,678	197,525	3%	11
Transportation & Land Use Connection	3,016,945	2,530,911	4,778,060	3,102,565	2,230,911	-300,000	-12%	12
Economic Development	120,593	140,000	140,000	140,000	140,000	0	0%	13
Local Government - Other	44,224	85,251	466,204	181,250	74,672	-10,579	-12%	14
Model Development	144,375	156,875	90,556	90,556	103,431	-53,444	-34%	15
Joint Projects	465,652	0	663,975	663,975	0	0	0%	16
Legislative Consulting	156,000	156,000	156,000	160,800	165,600	9,600	6%	2
Community Development Block Grant (CD)	50,000	50,000	50,000	50,000	50,000	0	0%	17
Mobility Management	1,714	5,000	5,000	2,500	5,000	0	0%	28
Tooele Valley RPO	8,630	10,000	16,813	14,000	10,000	0	0%	18
Morgan County RPO	9,000	9,000	9,000	9,000	9,000	0	0%	18
Community Impact Board	2,000	2,000	2,000	2,000	2,000	0	0%	19
Davis County Local Option Assistance	10,000	10,000	10,000	10,000	10,000	0	0%	20
Station Area Planning	1,186,500	1,000,000	1,738,944	1,238,944	500,000	-500,000	-50%	21
Safe Streets for All	0	200,000	280,000	280,000	0	-200,000	-100%	22
Local Administrative Advisor	167,846	150,000	183,811	175,000	150,000	0	0%	23
Power District Transportation Study	457,932	0	10,000	4,309	0	0	0%	24
Mixed Use Centers: Visuals & Impact Metr	127,996	0	23,501	23,501	0	0	0%	24
Activity Based Model		1,130,000	352,500		352,500	-777,500	-69%	25
TOTAL EXPENDITURES	11,245,828	12,272,190	15,701,166	11,491,760	10,637,792	-1,634,398	-13%	10

Footnotes

Source of Funds								
	FY 2025	FY 2026	FY 2026	FY 2026	FY 2027			
	Actual	Initial Budget	Final Budget	Estimated	Proposed Budget			
Federal Sources:								
Federal Highway Administration - PL	2,495,273	3,749,610	3,818,925	2,658,354	3,577,410	-172,200	-5%	26
Federal Highway Administration - STP	2,871,326	3,160,926	3,959,437	3,160,926	3,131,364	-29,562	-1%	27
Federal Highway Administration - SS4A	0	160,000	224,000	224,000	0	-160,000	-100%	22
Federal Transit Administration	977,152	980,438	993,740	993,740	993,740	13,302	1%	28
Dept. of Housing and Urban Development	50,000	50,000	50,000	50,000	50,000	0	0%	17
Economic Development Administration	60,296	70,000	70,000	70,000	70,000	0	0%	13
Total Federal Sources	6,454,047	8,170,974	9,116,102	7,157,020	7,822,514	-348,460	-4.26%	
State Sources:								
Utah GOPB	290,000	290,000	290,000	290,000	290,000	0	0%	29
GOPB Local Administrative Advisor	167,846	150,000	183,811	175,000	150,000	0	0%	23
Community Impact Board	2,000	2,000	2,000	2,000	2,000	0	0%	19
UDOT - TLC	334,271	315,000	636,601	355,872	315,000	0	0%	30
UDOT - Joint Projects	179,827	282,500	360,605	163,862	88,125	-194,375	-69%	16
UDOT - Model Development	105,000	105,000	50,000	50,000	50,000	-55,000	-52%	15
UDOT - Power District Transportation Stu	457,932	0	10,000	4,309	0	0	0	24
UT/Dept of Commerce	127,996	0	23,502	23,502	0	0	0	24
UT/GOEO - Station Area Planning	1,066,500	1,000,000	1,738,944	1,238,944	500,000	-500,000	-50%	21
Total State Sources	2,731,372	2,144,500	3,295,463	2,303,489	1,395,125	-749,375	-35%	
Local Sources:								
Dedicated Project Funds	793,117	701,000	1,760,347	701,341	313,483	-387,517	-55%	31
MAG - Joint Projects/Model Development	173,717	243,975	206,699	206,699	123,931	-120,044	-49%	16
UTA - TLC	334,799	309,000	508,344	309,000	318,270	9,270	3%	30
UTA - Joint Projects	144,891	79,100	190,571	190,571	24,675	-54,425	-69%	16
UTA - Transit Sales Tax	243,754	235,000	235,000	235,000	240,000	5,000	2%	32
Local Contribution	370,132	388,640	388,640	388,640	399,794	11,154	3%	33
Total Local Sources	2,060,410	1,956,715	3,289,601	2,031,251	1,420,153	-536,562	-27%	
TOTAL SOURCES	11,245,829	12,272,188	15,701,166	11,491,760	10,637,792	-1,634,396	-13%	10
Local Contributions								
	FY 2025	FY 2026	FY 2026	FY 2026	FY 2027			
County	Actual	Initial Budget	Final Budget	Estimated	Proposed Budget			
Box Elder, 1 voting member	15,210	15,971	15,971	15,971	16,429		2.87%	33
Davis, 4 voting members	81,126	85,182	85,182	85,182	87,627		2.87%	33
Morgan, 1 voting member	15,210	15,971	15,971	15,971	16,429		2.87%	33
Salt Lake, 8 voting members	162,250	170,363	170,363	170,363	175,252		2.87%	33
Tooele, 1 voting member	15,210	15,971	15,971	15,971	16,429		2.87%	33
Weber, 4 voting members	81,126	85,182	85,182	85,182	87,627		2.87%	33
TOTAL	370,132	388,640	388,640	388,640	399,793		2.87%	33



WASATCH FRONT REGIONAL COUNCIL

FY27 Proposed Budget Footnotes

1. The FY27 budget for salaries/benefits assumes: 1) full staffing for the existing 32 positions and potential additional limited staff to support priority activities; 2) salary and employee benefit cost adjustments, including COLA, group health insurance, and retirement benefits. For FY27, the overall budget for salaries/benefits includes increases for anticipated COLA/merit and health insurance, offset by reduced staff costs (in FY26 two positions required some overlap to properly transition staff responsibilities, leading to higher than usual staff expenses) and a reduction in required employer contributions projected by URS.
2. FY27 Contractual line includes anticipated activities and studies which support WFRC planning and technical work. The following is a partial, preliminary list provided for illustrative purposes; the specific contractual activities are continually refined throughout the year depending on need:
 - \$100,000 – Resilience Planning for the RTP
 - \$40,000 – Advanced Air Mobility
 - \$30,000 – Utah’s Unified Transportation Plan Financial Model
 - \$40,000 – Active Transportation Academy II
 - \$25,000 – Utah’s Unified Transportation Plan document
 - \$150,000 – Long- and Short-Range Planning studies
 - \$20,000 – GIS technical work
 - \$65,000 – Code Template Update project
 - \$146,000 – Strategic Communications and Public Outreach
 - \$352,500 – Activity Based Model Development (year 2 of 3)
 - \$165,600 – State and federal legislative consulting
 - \$1,530,431 – Transportation and Land Use Connection program
 - \$500,000 – Station Area Planning (SAP)

The contractual line at WFRC varies significantly in different phases of the budgeting process. Our practice is to budget the full amount for a contractual project in the year that project begins, and if it is multi-year in nature, to carry forward the remaining amounts into the next fiscal year through budget updates.

The overall decrease in the FY27 contractual line reflects budgeting for just one year of the Activity Based Model project rather than the full multi-year cost (footnote 25), the completion of significant work in Station Area Planning (SAP) (footnote 21), and the conclusion of the Roadway Safety Audit work funded by the Safe Streets for All grant (SS4A) (footnote 22). The initial proposed budget accounts for new projects anticipated in the coming fiscal year, and the annual October budget amendment (reflected here in the FY26 final budget) expands to include any projects initiated during the current fiscal year and still in progress. For FY26, the final budget included significant funds in TLC program and joint projects



WASATCH FRONT REGIONAL COUNCIL

carried forward from FY25, as well as notable new projects such as the Power District Transportation Study (completed FY26), initial work on the development of the new Activity Based Model (footnote 25), and ongoing work on Station Area Planning (footnote 21).

Some budgeted expenditures from FY26 will carry forward into FY27 and will be included in the October 2026 budget amendment, which is a customary practice reflecting the multi-year nature of much of WFRC's work.

3. Dues are for WFRC memberships to various professional organizations such as National Association of Regional Councils and Association of Metropolitan Planning Organizations as well as individual professional memberships for WFRC staff.
4. Equipment Maintenance costs reflect our contract for technology support services.
5. WFRC holds insurance through Utah Local Governments Trust; the FY27 estimate is not available yet, so the working budget number matches the FY26 budget.
6. WFRC budgets an amount each year for potential legal expenses.
7. Printing and Publications covers the printing of project reports and brochures, which are needed on a limited basis for distribution at meetings and conferences.
8. Supplies, Software and Subscriptions include accounting and GIS software, office supplies, subscriptions to professional publications, and other project materials. In FY26, WFRC budgeted \$100K to purchase commercial origin-destination travel data to inform the travel model, which made the initial budget estimate higher than usual (actual expense came in lower than this estimate).
9. Travel and Training budgets reflect estimates based on FY26 anticipated actuals, and support WFRC staff attending and presenting at professional development conferences.
10. The overall initial WFRC budget is similar to the FY26 initial budget, reflecting the stable nature of our budgeting and our work. The decrease reflected here roughly equals the decrease in the contractual line (footnote 2). The decrease from the final FY26 budget to initial FY27 budget is due to the fact that the initial budget primarily reflects anticipated new projects or baseline ongoing efforts. It does not yet reflect projects that will carry forward from FY26 to FY27. The FY26 final budget reflected here includes all FY26 projects, plus projects that were budgeted in the previous fiscal year FY25 and carried forward to FY26; a similar amendment in October 2026 will be proposed to shift ongoing projects that will be carried forward from FY26 to FY27.
11. The Consolidated Transportation Planning Grant budget incorporates much of WFRC's core work; it reflects the FY27 Unified Planning Work Program and includes new and multi-year projects (the list in footnote 2 includes these projects), as well as annual employee compensation and benefit adjustments (footnote 1), and indirect and direct non-salary administrative costs.



WASATCH FRONT REGIONAL COUNCIL

12. The Transportation and Land Use Connection (TLC) program budget reflects the multi-year nature of most of the TLC projects. Since the program's inception, Salt Lake County has contributed \$300,000 per year to the TLC program in the Salt Lake area. In 2026, this support was eliminated from the Salt Lake County budget, resulting in a reduction to the TLC line item of \$300,000. WFRC is absorbing this impact using other federal funding sources, so awards to communities and staff technical assistance work are unaffected. The FY26 final budget of \$4.8M includes projects carried forward from FY25 and new program funds in FY26. All funds through FY26 have been awarded to ongoing multi-year projects. Estimated expenditures for FY26 are \$3.1M, including work on projects that have been in process for a few years. The current FY27 budgeted figure of \$2.2M represents the annual contributions to the program plus anticipated local match. These funds were awarded to new projects in March 2026. An amendment to the FY27 budget will be made in October 2026 after the close out of FY26 to reflect all ongoing projects that are expected to be completed in FY27 and beyond.
13. WFRC has applied for renewal of a three-year Planning Partnership grant from the Economic Development Administration (EDA) to support the Wasatch Front Economic Development District (WFEDD) from April 2026 to March 2029. WFRC anticipates a renewal of this funding, so it is included in the budget.
14. 'Local Government - Other' is an expense category that reflects a portion of WFRC's local support (see budget section "Local Sources"). WFRC uses local funds to provide the required matching funds in several programs, including the CPG and WFEDD, and to support projects and expenses that do not qualify for other funding. For example, WFRC may use these funds for planning projects in non-urbanized areas that do not qualify for the federal planning dollars allocated to WFRC as an MPO. Matching funds are budgeted in the programs they support, so as the budget for CPG goes up, the amount required in local match funds also increases, therefore decreasing the amount available in this line for other local uses.
15. WFRC partners with UDOT and Mountainland Association of Governments (MAG) for costs associated with Model Development, supporting both staff and limited outside consulting services. For FY26, WFRC and UDOT updated this agreement to reflect a decrease in the supporting services needed by UDOT. As a result, the budget reflects a decrease in funding from UDOT to WFRC.
16. Joint projects are those projects WFRC engages in that include support from UDOT, UTA and Mountainland Association of Governments (MAG). Specific new projects are not yet known for FY27; the budget will be amended for any projects that carry forward to or arise in FY27. Decreases in the UDOT, UTA, and MAG Joint Projects support lines reflect the updated budget approach for the Activity Based Model project in FY27 (footnote 25).
17. WFRC receives \$50,000 each year from the Dept of Housing and Urban Development to assist small cities to apply for Community Development Block Grant (CDBG) funds.



WASATCH FRONT REGIONAL COUNCIL

18. WFRC staff provide administrative and technical support to Tooele Valley and Morgan County Rural Planning Organizations as they develop and implement transportation plans.
19. WFRC staff reviews applications and assists communities seeking support from the Community Impact Board.
20. WFRC staff annually assists Davis County in processing funding applications to utilize transportation sales tax revenue.
21. Station Area Planning funds, first provided in June 2022 pursuant to HB462 through the Governor's Office of Economic Opportunity, are shared between MAG and WFRC to provide planning assistance to local communities as they develop the required Station Area Plans and update their general plans and zoning. A total of \$5M was allocated beginning in FY23 to support communities in developing plans for the 127 station areas in Utah. Most of the station areas are located in the WFRC region, so WFRC awarded over \$2M over the first three years of the program (FY23 through FY25) and estimates awards totaling \$1.2M in FY26. The remaining funds (\$500,000) are now budgeted in FY27. This budget line will be amended in October 2026 to reflect actual awards in FY26 and include all remaining funds.
22. WFRC completed its Comprehensive Safety Action Plan (CSAP) in FY24 and was awarded an additional Safe Streets for All federal grant in January 2025 to conduct Roadway Safety Audits in the region. It is anticipated that this work will be completed in FY26.
23. Beginning in FY24, the Governor's Office of Planning and Budget (GOPB) provided \$1.5M statewide to fund a Local Administrative Advisor (LAA) program. \$150,000 was allocated to each Association of Governments (AOG) to hire an LAA, and funds were provided to the Utah League of Cities and Towns (ULCT) to administer the program. This program provides administrative support to small cities, towns and communities without administrative staff, largely to ensure the communities are operating in compliance with state law requirements. There are currently 16 communities in the WFRC region without this administrative staff, which are being supported by our LAA.
24. In the 2024 Legislative Session, funds were appropriated for the Utah Department of Transportation to grant directly to WFRC for the Power District Transportation Study. WFRC also received two grants to create visual resources for communities as they make plans for mixed use centers. Both projects were completed in early FY26.
25. WFRC, in coordination with UDOT, UTA and MAG, has begun work on a transition from a traditional trip-based representation of resident travel in the Wasatch Front regional travel demand model (WF TDM) to an activity-based model (ABM) approach. This shift aligns with the region's growing complexity in travel choices and behavior. The benefit will be a more precise and adaptable representation of travel, and enhanced modeling capabilities for new travel modes, travel patterns, and policies. In the future, the new ABM is expected to leverage a consortium software development model, to cost-share and realize model enhancements, funded jointly by other MPOs and DOTs at significant savings to WFRC. In



WASATCH FRONT REGIONAL COUNCIL

FY26, WFRC's initial budget reflected the full project, then was revised to reflect only the first year. For FY27, the initial total budget estimate for year two of the three-year total is \$352,500 (footnote 2). WFRC's share is \$169,200 (51% of the total).

26. The increase in Federal Highway Administration Metropolitan Planning "PL" funds from FY25 actual to FY26 budget included costs for consulting contracts that were not completed by the end of FY25 and were carried forward to the FY26 budget. The estimated FY26 expenditures are lower than anticipated due to staffing vacancies that were filled later in the year than expected and consulting contracts that are not expected to be completed by the end of FY26 and will carry forward into the next fiscal year, thus the proposed FY27 budget includes both new allocated funding and some carry forward from the previous year. Each year, WFRC uses a mix of PL, STP and other funds to support core work; in FY27, the balance requires slightly less PL.
27. Consistent with the regular practice of the WFRC Council, the FY27 budget continues to include a modest portion of the STP funding to support our overall planning work, and to support the TLC Program. For FY27-FY29, in order to meet demand for technical assistance in the area of local government planning support, and to replace a reduction in TLC-specific funding from Salt Lake County, the amount of STP funds will increase by \$300,000 each year (from 3.6% to 4.7% of the total STP amount). WFRC also will use STP funds to support the development of the Activity Based Model (footnote 25). The FY26 estimated to be spent reflects some TLC projects that are not expected to be completed by the end of FY26 and will carry forward into FY27 (footnote 12). The Council typically amends its budget in October of each year when the final accounting is completed to include those contracts in process. This is a reflection of the multi-year nature of many of WFRC's projects.
28. Federal Transit Administration funding includes \$988,740 in funds for the Consolidated Planning Grant (CPG) program and \$5,000 for Mobility Management through UTA. This is the current estimate, and may be adjusted in the October amendment.
29. The Governor's Office of Planning and Budget has provided \$140,000 each year as a match to the CPG program, to support WFRC's planning work. An additional \$150,000 of ongoing funding was approved during the 2022 Utah State Legislative Session to support technical planning assistance for local communities.
30. Utah Department of Transportation (UDOT) and Utah Transit Authority (UTA) provide ongoing funding for the TLC program, at annual rates that are agreed upon by multi-year agreements (\$315,000 from UDOT and \$318,270 from UTA for FY27). The amended budget reflects dedicated UDOT/UTA funds for ongoing TLC projects that did not complete before the end of the prior fiscal year and were carried forward. An adjustment will be made in October 2026 to reflect these ongoing projects.
31. FY27 Dedicated Project Funds include:
 - \$10,000 Local funds for Tooele Valley RPO



WASATCH FRONT REGIONAL COUNCIL

- \$9,000 Local funds for Morgan RPO
- \$284,483 Local match for TLC awarded projects
- \$10,000 Davis County technical assistance

The decrease in this line is due to the adjustment to budgeting one year of ABM development funding, rather than the full multi-year amount as budgeted in FY26 (the ABM funding in this line item reflects the UTA, MAG, and UDOT partner contributions) (footnote 25). It also reflects the reduction in support from Salt Lake County for the TLC program. In October, this budget line will be amended to include carry-forward funds for dedicated projects that are ongoing including local matching funds for the TLC program and joint projects.

32. Transit Sales Tax funds from UTA are used to match the Federal Transit Administration Section 5303 funding and to fund specific activities to support transit planning and implementation efforts.
33. Consistent with the approach established by the Council during the FY18 budget process, the FY27 budget includes a 2.87% increase in local contributions. This increase represents a three-year average of the change in Consumer Price Index as measured from July 2022 through June 2025.



WASATCH FRONT REGIONAL COUNCIL

SUMMARY OF FY 2027 UNIFIED PLANNING WORK PROGRAM Ogden-Layton and Salt Lake City Urban Areas

A. ADMINISTRATION AND COORDINATION

A.1 WASATCH FRONT REGIONAL COUNCIL

OBJECTIVES:

To provide work program and personnel management, interagency coordination, and financial management and control.

To provide administrative support.

ANTICIPATED PRODUCTS:

- Self-certification of the Transportation Planning Process
- Regular meetings of the Wasatch Front Regional Council (WFRC) and its advisory committees and documentation of those meetings
- Coordination with partner agencies, including Mountainland Association of Governments, Utah Transit Authority (UTA), Utah Department of Transportation (UDOT), State Division of Air Quality (DAQ), other MPOs, Utah League of Cities and Towns, Utah Association of Counties, Chambers of Commerce, Envision Utah, Governor's Office of Planning and Budget, and others
- Monthly Financial Reports
- Annual Audit
- Annual Contract between WFRC and UDOT, WFRC and UTA
- End of year Unified Planning Work Program (UPWP) completion report, and Activities and Accomplishments report
- Fiscal Year (FY) 2027 UPWP and budget amendments
- FY 2028 Goals, Unified Planning Work Program and budget

A.2 UTAH DEPARTMENT OF TRANSPORTATION

OBJECTIVE:

To coordinate with the Federal Highway Administration (FHWA), the Federal Transit Administration (FTA), DAQ, UTA, and WFRC in managing the Salt Lake and Ogden-Layton Area transportation planning process.

ANTICIPATED PRODUCTS:

- Review of the Transportation Improvement Program (TIP)
- Monitoring of WFRC's expenditures of Planning (PL), Surface Transportation Program (STP) and FTA Section 5303 funds
- Participation in WFRC's Trans Com and Regional Growth Committees and their supporting sub-committees
- Coordination in developing the 2027-2055 Utah's Unified Transportation Plan
- Assistance in developing the FY 2028 UPWP
- Coordination of CMAQ Performance Plans with WFRC
- Coordination with the Transportation and Land Use Connection Program
- Participation in special studies in the region
- Implementation of corridor plans that include local communities' transportation solutions
- Implementation of state legislative directives
- Coordination regarding air quality and transportation planning

A.3 UTAH TRANSIT AUTHORITY

OBJECTIVE:

To coordinate transit planning with the Wasatch Front Regional Council, UDOT, cities, counties, FTA, FHWA, DAQ and other stakeholders throughout the Utah Transit Authority service area.

ANTICIPATED PRODUCTS:

- Annual Grants Status Report
- Interlocal Cooperative Agreements
- Grant Applications
- Grants Management Committee Recommendations
- FTA 5310 Program Management Plan
- Documentation for Audits
- FTA Annual Certifications and Assurances
- Title VI Report
- Project Concept Reports for CMAQ, STP and TAP
- Dissemination of Grant Opportunities Information
- Collection and Distribution of Grants Financial Information
- Participation in Technical and Other Planning Meetings
- National Transit Database (NTD) Data Collection and Reports

B. TRANSIT PLANNING

B.1 UTA TRANSIT PLANNING

OBJECTIVES:

To provide effective transit services within available resources.

To actively participate in transportation studies, community developments and master plan efforts to incorporate transit elements.

To improve multi-modal transportation options for the region in cooperation with WFRC, UDOT, and other stakeholders.

To promote and implement technology that will enhance transit service.

To plan and implement safety and security measures to increase comfort levels of current and future customers.

To work with key agencies for more effective use of transportation resources that will serve persons with disabilities and seniors in the service area.

To promote ridesharing, telecommuting, flextime, bicycling, walking and discount programs to encourage more efficient use of the transportation system.

To encourage and work with stakeholders on transit-oriented developments and more transit-supportive land use.

ANTICIPATED PRODUCTS:

- Service Implementation
- TRAX Forward Program
- UTA On Demand Microtransit Expansion
- Transportation Agency Safety Plan
- Bus Stop Implementation
- Wayfinding Signage and Bus Stop Improvement Program
- Mobile Trip Planning
- Transit Oriented Development (TOD)/Station Area Planning
- Emergency Preparedness Planning
- Rideshare Program Planning
- Special Services/American Disability Act (ADA) Planning
- Transit Asset Management Plan
- Community Health and Wellness Initiatives
- Travel Demand Modeling
- SRD Grant for Suicide Prevention

B.2 MOBILITY MANAGEMENT

OBJECTIVES:

To identify opportunities for and increase coordination of transportation services for seniors, individuals with disabilities, persons with low income, and veterans, in order to increase efficiency.

To actively engage in outreach to seniors, individuals with disabilities, persons with low income, and veterans, and to those agencies that perform work on their behalf.

To increase coordination between human service transportation providers through technology and policy initiatives in order to maximize the transportation options available to seniors, individuals with disabilities, persons with low income, and veterans.

ANTICIPATED PRODUCTS:

- Local Coordinated Councils (LCCs) in Davis, Salt Lake, Tooele, Utah, and Weber counties (ongoing)
- Updated Local Coordinated Human Service Transportation plans for Weber, Davis, Salt Lake and Utah counties
- Integration of the updated Local Coordinated Human Services Transportation Plans for Davis, Salt Lake, Tooele, Utah, and Weber counties into the Regional Transportation Plans
- Coordination with Bear River Association of Governments mobility management in Box Elder County (ongoing)
- Ongoing outreach to disabled, senior, and low income populations
- FTA 5310 Funding Administration grant award cycle
- Electronic voucher (eVoucher) program
- Collaborative work with UDOT through the Utah Urban & Rural Specialized Transit Association (URSTA)
- SB 195 (2025) Mobility Study
- Travel Training and Development of Resource Library
- UTA Referral Call-in Line

C. LONG-RANGE PLANNING

C.1 REGIONAL TRANSPORTATION PLAN

OBJECTIVES:

To continue to cooperate and coordinate with Utah's three other Metropolitan Planning Organizations (MPOs), Federal Highway Administration (FHWA), Federal Transit Administration (FTA), Utah Department of Transportation (UDOT), Utah Transit Authority (UTA), local governments, and other interested agencies and stakeholders for:

- Amendments to the WFRC Regional Transportation Plan: 2023-2050 (2023-2050 RTP),

- Development and adoption of the WFRC Regional Transportation Plan: 2027-2055 (2027-2055 RTP), and
- Initial development of the Utah’s Unified Transportation Plan: 2027-2055 (2027-2055 UUTP).

To review, discuss, and incorporate all existing and new federal requirements found in national surface transportation authorization legislation, including the Infrastructure Investment and Jobs Act (IIJA).

To continue to develop and refine WFRC’s regional transportation planning process to ensure that the Wasatch Choice Vision is incorporated into the overall 2027-2055 RTP process with local communities, transportation partners, stakeholders, and the public.

To increase active transportation emphasis in the 2027-2055 RTP through improved cost and revenue estimation, funding identification, facility identification, improved identification of local versus regional projects, recognition of first-/last-mile projects within Station Area Plans, and critical corridors that will increase the number of trips taken by biking or walking.

To increase access to transit services by people walking or biking through transportation-partner-coordinated identification and funding of priority first-/last-mile infrastructure projects.

To continue to refine RTP performance measures, to evaluate individual and system-level improvements throughout the 2027-2055 RTP development process, to set appropriate performance measure targets, and monitor progress towards the Wasatch Choice Vision.

To develop shared approaches to address new local and regional technologies and external uncertainties, including advanced air mobility and resiliency.

To identify and understand policies that affect the transportation system from land use, economic development, travel demand, environmental, and financial perspectives.

To increase and coordinate efforts in planning related to safety for all road users with the most relevant and up to date data and tools, especially as it relates to vulnerable road users such as pedestrians and cyclists.

To coordinate and increase emphasis with transportation partners and key stakeholders for statewide, regional, and local freight issues.

To plan for transportation while understanding the effects of and impacts upon land use, regional development patterns, and economic development.

ANTICIPATED PRODUCTS:

- Potential Amendment to the 2023-2050 RTP
- Development and adoption of the 2027-2055 RTP, including enhanced consideration of the following:
 - Modifications to funding and financing strategies
 - Exploratory transportation concepts
 - Multi-modal project evaluation and development of a preferred scenario
 - Needs-based phasing criteria, scoring, and project assignment

- Policy approaches to complement planned investments
- Planning and environmental linkages, including risk and resiliency
- Safety data and tools
- Regional and local freight focus
- Development of the 2027-2055 UUTP, coordinated among Utah's four MPOs, FHWA, FTA, UDOT, UTA, and other interested agencies

C.2 GROWTH PLANNING

OBJECTIVES:

To identify, evaluate, and address issues and concerns associated with growth throughout the Wasatch Front Region.

To improve coordination between transportation, land use and economic development planning and implementation efforts.

To tie these coordinated plans to the WFRC transportation planning and programming process.

To encourage greater cooperation and coordination among municipalities, townships, and counties.

To increase understanding of how transportation affects land use and vice versa.

To continue to promote awareness of regional and long-term issues and solutions related to the WFRC adopted Regional Goals and the Wasatch Choice Vision.

To identify actions in addition to – and that optimize – transportation capacity improvements.

To identify priority transportation corridors for which corridor preservation activities are needed, participate in UDOT's (Revolving Loan Fund) Corridor Preservation Advisory Council and Local Corridor Preservation Fund processes, and assist local governments with corridor preservation tools and implementation of corridor preservation measures.

To improve the resiliency of the region's economic, environmental and social systems by addressing external forces and uncertainties.

To utilize a performance-based approach to planning, including using performance measures to inform interim decisions.

ANTICIPATED PRODUCTS:

- Update of the Wasatch Choice Vision integrated transportation, land use, and economic opportunity regional blueprint.
- Assistance to local governments in their coordinated planning efforts, including preservation of transportation corridors.

C.3 LOCAL GOVERNMENT PLANNING SUPPORT

OBJECTIVES:

To provide support to cities, counties, and other planning agencies as they incorporate the Wasatch Choice Vision into their plans, supporting local planning efforts that shape development in ways that encourage alternative modes of transportation, producing less travel demand.

To provide assistance to local governments in the area of planning through WFRC programs such as the Transportation and Land Use Connection (TLC) and Station Area Planning (SAP).

ANTICIPATED PRODUCTS:

- The TLC program administration and technical assistance
- SAP technical assistance and certification
- Update to the inventory of community general plans
- Planning assistance and coordination, generally

D. SHORT RANGE PLANNING AND PROGRAMMING

D.1 TRANSPORTATION MANAGEMENT SYSTEMS

OBJECTIVES:

To develop, maintain and improve a congestion management process for the WFRC Metropolitan Planning Area that is integrated with the urban transportation planning process.

To continue partnerships with UDOT, UTA, cities and counties regarding expansion of both transportation demand management and transportation system management programs including Intelligent Transportation Systems (ITS) technologies.

To incorporate safety into the urban transportation planning process through emphasis at all levels of planning and programming.

ANTICIPATED PRODUCTS:

- A Congestion Management Process (CMP)
- Road Safety Audits of select corridors
- Promotion of Transportation Demand Management (TDM) and Transportation System Management (TSM) strategies
- Incorporation of Congestion Management in the RTP and TIP
- Incorporation of UDOT's Pavement and Bridge Management System results in the Transportation Improvement Program (TIP)
- Incorporation of Safety Improvements in the RTP and TIP
- Comprehensive Safety Action Plan

D.2 PLAN REFINEMENT AND SPECIAL STUDIES

OBJECTIVES:

To analyze and recommend long-term policies and short to medium range actions for implementation of the Regional Transportation Plan.

To conduct special studies of highway and transit systems as they relate to the Regional Transportation Plan and UTA, UDOT, or local plans and projects.

ANTICIPATED PRODUCTS:

- UTA Facility Micromobility Study
- Transit Oriented Development (TOD) Implementation
- Transit Signal Priority (TSP) Implementation
- Bus Speed and Reliability Program
- Next Generation Fare Collection System
- West Weber Corridor
- West-East Connections Study (WE Connect)
- Salt Lake Inland Port Transportation Study
- Joint Projects Studies
- Other Planning Studies

D.3 TRANSPORTATION IMPROVEMENT PROGRAM

OBJECTIVES:

To develop a financially constrained Transportation Improvement Program (TIP) that covers a broad range of transportation improvements and conforms with the State Implementation Plan for air quality (SIP).

To prepare and maintain the urban Surface Transportation Program, the Congestion Mitigation Air Quality Program, the Transportation Alternatives Program, and the Carbon Reduction Program for the WFRC Metropolitan Planning Area.

ANTICIPATED PRODUCTS:

- A TIP development process that will help coordinate the implementation of the Regional Transportation Plan (RTP) for highways, transit, and active transportation, meet the short range needs of the area, and provide for the maintenance and operation of the existing transportation system
- Surface Transportation Program (STP), Congestion Mitigation/ Air Quality (CMAQ) program, Transportation Alternatives Program (TAP), and Carbon Reduction Program (CRP)
- A six-year Transportation Improvement Program containing highway, transit, and other modal projects programmed for the region
- Support for project implementation and completion
- Listings of obligations of federal highway and transit funds for fiscal year 2026

E. PROJECT COORDINATION AND SUPPORT

E.1 HIGHWAY NEPA STUDIES

OBJECTIVES:

To accomplish NEPA analysis requirements for federal approval of regional highway facilities.

To provide technical support to NEPA studies and ensure that planning work is considered in them. WFRC will also provide general support to these projects through other elements of the UPWP.

ANTICIPATED PRODUCTS:

- West Davis Corridor State Environmental Study (SES)
- Other NEPA Studies

E.2 TRANSIT NEPA STUDIES

OBJECTIVES:

To accomplish NEPA analysis requirements for federal approval of regional transit facilities.

To provide technical support to NEPA studies and ensure that planning work is considered in them. WFRC will also provide general support to these projects through other elements of the UPWP.

ANTICIPATED PRODUCTS:

- Davis - SLC Community Connector
- S-Line Extension
- 5600 West Bus Route
- Orange Line Implementation and Red Line Realignment
- Other NEPA Studies

F. TRAVEL DEMAND AND SOCIOECONOMIC FORECASTING

OBJECTIVES:

To develop and maintain the Wasatch Front Travel Demand Model (WF TDM) and Real Estate Market Model (REMM), including associated input data, to best support regional planning analysis and decision-making.

To support internal and external application of the WF TDM and REMM models for RTP-related analyses and reporting, project-level studies and other scenario evaluations throughout the region, including providing training opportunities to transportation agency staff and private sector consultants.

To increase the quality, consistency, transparency, and ease of use of model-related tools and their associated inputs and results.

To increase modeling coordination and team building across the Wasatch Front and broader Utah TDM user community.

To implement best practices in model development and application given available resources.

ANTICIPATED PRODUCTS:

- Continued stakeholder engagement in modeling decisions through meetings of the existing Interagency Model Policy Committee, Interagency Model Technical Committee, and statewide Model User Group.
- Updated transportation networks and transportation analysis zone (TAZ) boundaries utilized by the WF TDM
- Transportation and land use scenario analysis (model application) in support of the Regional Transportation Plan, Congestion Management Process, Transportation Improvement Program, and Wasatch Choice Vision
- Finalization and adoption of version 10 of WF TDM, which includes mode choice-related updates, freight model updates, integration with visualization and comparison web tools, and updated calibration to the 2023 base year's road and transit conditions and household travel survey
- Updated web-based TDM documentation for v10
- Initial required input data products for the Activity-based Model (ABM) that will replace the current trip-based models for household trip-making
- Continued implementation of peer review panel recommendations (August 2019) for enhancements to REMM model structure, input data, visualization of results, model transparency, and collaboration with other MPOs
- Utilization of REMM, and community stakeholder input, to finalize and adopt the transportation analysis zone-level 2027-2055 household and job forecast. Finalization of the new county-level REMM submodel for the Brigham City, Perry, and Willard area of Box Elder County REMM.
- Technical support for WF TDM, REMM, and other model application and various transportation projects

G. TECHNICAL SUPPORT AND SERVICES

G.1 AIR QUALITY ANALYSIS AND COORDINATION

OBJECTIVES:

To coordinate transportation plans at the system and project level with the goals, policies, and specific actions of the State Implementation Plan (SIP) for air quality.

To identify and help implement strategies for improving air quality in the region.

ANTICIPATED PRODUCTS:

- Conformity determinations for the TIP, RTP, and any amendments
- Technical support for air quality analysis and SIP development
- Regular meetings of the Interagency Consultation Team
- Air quality performance measures and reporting
- Updated CMAQ Performance Plan and Targets

G.2 SOCIOECONOMIC AND TRANSPORTATION DATA

OBJECTIVES:

To develop, verify and maintain socioeconomic estimate and forecast data at county, place, and Transportation Analysis Zone (TAZ) levels.

To maintain various input or related databases that support the Wasatch Front Travel Demand Model (WF TDM), the regional Real Estate Market Model (REMM), and studies/plans prepared by WFRC and others, including, but not limited to, existing and historical socioeconomic and transportation data.

To perform analysis to assist regional planning efforts, such as the Wasatch Choice Vision, the Regional Transportation Plan, and the Transportation Improvement Program.

To coordinate with the US Census Bureau in support of the data products that are accessible and utilized within this region.

To collect, process, and analyze highway, transit, and active transportation data.

ANTICIPATED PRODUCTS:

- Transportation Analysis Zone (TAZ) and city-scale household and job forecasts – GIS-ready datasets and interactive web maps that support long range planning in transportation and other fields. The official household and jobs forecasts are expected to be adopted with the RTP in May 2027.
- Inputs to short-range programming, long-range planning, and air quality analyses
- Traffic volume, roadway travel speeds, and transit ridership, including but not limited to, annual observed statistics, forecasted projections, and adjusted counts from permanent recorders, coverage stations and professional judgement/quality control

G.3 GIS AND DATA MANAGEMENT

OBJECTIVES:

To serve partners and the region through collecting, using, and presenting geospatial data in transportation, land use, and economic development planning contexts.

To maintain a reliable, up-to-date inventory of authoritative spatial datasets, reducing internal and external data redundancy.

To promote visualization of regional decision-making context using map-based information in interactive web maps.

To respond to community needs by delivering timely information resources related to transportation, housing, access to employment and other opportunities, and other geography-specific planning-related characteristics.

ANTICIPATED PRODUCTS:

- Updated geospatial datasets, spatial analysis, and interactive maps in support of the Wasatch Choice Vision, Regional Transportation Plan (RTP), Transportation Improvement Program (TIP), and Transportation and Land Use Connection (TLC) program goals and activities
- Up-to-date GIS input datasets for the WF TDM and REMM models, including continued updates to base year parcels, housing and employment information, and local land use policy and plans, and to the processes designed to support keeping these input datasets current
- Updated GIS map layers and interactive web maps depicting mobility, access to opportunities, and other key regional performance metrics from the Wasatch Front Travel Demand Model (WF TDM) and Real Estate Market Model (REMM) land use model
- Continuation of WFRC's Map of the Month for WFRC's newsletter series
- Authoritative geospatial datasets that are appropriately accessible to both internal and external users in a variety of data formats including streaming web connections
- Updated existing and planned bicycle facilities GIS layers available at bikeways.utah.gov.
- Updated map-based, online public commenting sites for transportation project plans
- Various, updated existing conditions map layers for the region
- Technical documentation/metadata for authoritative geospatial datasets

G.4 TECHNICAL SUPPORT TO LOCAL GOVERNMENTS

OBJECTIVES:

To provide assistance to state and local agencies, as well as the public in developing projects, plans, and programs which are part of or relate to the transportation system.

ANTICIPATED PRODUCTS:

- Assistance and information to local governments and others

G.5 TOOELE VALLEY RURAL PLANNING ORGANIZATION

OBJECTIVES:

To work with local governments, UDOT and UTA to provide a structured transportation planning process for Tooele Valley.

To update the Tooele Valley Regional Long Range Transportation Plan and advance transportation priorities for Tooele Valley.

To provide a public involvement process.

ANTICIPATED PRODUCTS:

- Refinements to the Tooele Valley Regional Long Range Transportation Plan
- Updated priorities for consideration in the Statewide Transportation Improvement Program
- A public involvement process

G.6 MORGAN COUNTY RURAL PLANNING ORGANIZATION

OBJECTIVES:

To work with local governments and UDOT to provide a structured transportation planning process for the Morgan County Rural Planning Organization (RPO).

To develop a Morgan County RPO Long-Range Transportation Plan and advance transportation priorities for Morgan County.

To work with UDOT to incorporate the Morgan County RPO Long-Range Transportation Plan into the 2027-2055 Statewide Rural Long-Range Transportation Plan.

To provide a public involvement process.

ANTICIPATED PRODUCTS:

- Morgan County RPO 2027-2055 Long-Range Transportation Plan
- Updated priorities for consideration in the STIP
- A public involvement process

H. PUBLIC INVOLVEMENT

OBJECTIVES:

To provide early, ongoing, and two-way communication with elected and appointed government officials, other government agencies, and the general public regarding Wasatch Front Regional Council (WFRC) projects, plans, studies, and processes.

To provide a variety of forums in which this communication can occur, such as public events, written communication, email campaigns, website pages, social media posts, news media, online interactive maps and/or visualization tools, and others. To be performed in coordination with the Utah Department of Transportation (UDOT), Mountainland Association of Governments (MAG), Utah Transit Authority (UTA), Envision Utah, Utah League of Cities and Towns (ULCT), and local government staff, to ensure that the public is well informed about the Regional Transportation Plan (RTP), Transportation Improvement Program (TIP), Wasatch Choice Vision (WCV), Transportation and Land Use Connection (TLC) program, Wasatch Front Economic Development District (WFEDD), and other plans and programs.

To comply with the public involvement provisions of the Infrastructure Investment and Jobs Act federal legislation and the requirements of Title VI.

ANTICIPATED PRODUCTS:

- Public events, including:
 - Project-specific and other online, in-person, or hybrid open houses and workshops, many of which will be held in conjunction with other public agencies, including UDOT, UTA, etc.
- Top-level communications content and marketing materials, in both English and Spanish formats (digital/hard copy)
- Regular and ongoing communication and outreach through email campaigns, websites, and social media.
- General and program-specific print materials, maps, and videos
- Speaking engagements with stakeholder groups
- Briefings to the news media
- Presentations to the legislature
- Presentations at transportation, land use, economic development, planning, and partner and industry conferences
- Distribution of the statewide Utah's Unified Transportation Plan

I. COMMUNITY DEVELOPMENT

I.1 COMMUNITY DEVELOPMENT BLOCK GRANT (CDBG) PROGRAM

OBJECTIVES:

To assist in the development of viable urban communities by providing decent housing and a suitable living environment, principally for persons of low and moderate-income.

To provide data, planning, technical assistance, management, and other information and services through the Small Cities CDBG Program of the Wasatch Front Region within Morgan, Tooele, and Weber Counties, excluding Ogden City.

ANTICIPATED PRODUCTS:

Regionwide:

- Updated regional Annual Action Plan for the Wasatch Front Region

- Updated Rating and Ranking Criteria to comply with local and regional goals and priorities for funding
- Assistance to the Regional Review Committee (RRC) for meetings, consolidated plan information, and Rating and Ranking Criteria.
- Assistance to the State CDBG policy committee representative for the region in order to better facilitate representation of local interests with state agencies
- Assistance to the Councils of Governments from Morgan, Tooele, and Weber Counties along with other local elected officials to familiarize and inform them of program requirements and responsibilities
- Technical assistance to any interested entity to ensure access and participation in the program. Assistance may be provided not only to municipalities, but also to non-profit agencies, social service providers, local special service improvement districts, and other organizations
- Coordination between the State, as the program administrator, and each local entity (applicants) to ensure program awareness and compliance

Municipality:

- Assistance to jurisdictions in updating their capital improvement plans that prioritize needs and identify projects to help mitigate the needs
- Promotion of community and public service-related activities such as the Continuum of Care program, the State's Plan to End Chronic Homelessness, and planning for affordable housing

I.2 ECONOMIC DEVELOPMENT

OBJECTIVES:

To continue to administer the Wasatch Front Economic Development District (WFEDD) in order to better support the region and remain eligible for funding from the U.S. Economic Development Administration (EDA).

To annually update the region's 5-Year Regional Comprehensive Economic Development Strategy (CEDS), a study that brings together public and private sectors to create an economic roadmap that strengthens regional economies.

To integrate economic development plans, programs, and activities with WFRC, including the transportation planning process and Wasatch Choice Vision.

ANTICIPATED PRODUCTS:

- Continued implementation efforts of the adopted 2023-2028 5-Year Regional Comprehensive Economic Development Strategy (CEDS)
- Annual reporting to the WFEDD of efforts completed, tracking of performance measures developed from the 2023-2028 CEDS plan, and focused implementation areas for the upcoming year
- Support to other stakeholder and partner economic development strategic plans

I.3 LOCAL ADMINISTRATIVE ASSISTANCE

OBJECTIVES:

To provide administrative support to small cities and towns without administrative staff.

To assist small municipalities navigate legislative demands and build capacity to ensure compliance and meet entity needs.

ANTICIPATED PRODUCTS:

- Proactive administrative assistance on a consistent basis to small cities and towns



WASATCH FRONT REGIONAL COUNCIL

DATE: March 20, 2026
AGENDA ITEM: 7b
SUBJECT: Community Development Block Grant (CDBG) 2026 awarded projects
PREPARED BY: Christy Dahlberg, Community Development Planner

At the March 26th Council meeting, WFRC will share the [Community Development Block Grant](#) (CDBG) awarded projects. The projects were ranked and approved by the Regional Review Committee (RRC) on March 12, 2026. Projects are to be announced at the Council meeting each March.

BACKGROUND:

Every year, about \$1 million in federal funding is available to help small cities in Morgan, Tooele, and Weber Counties (excluding Ogden City) improve housing, infrastructure, and quality of life for residents — primarily those with low or moderate incomes.

WFRC administers this funding through the Community Development Block Grant (CDBG) Small Cities Program, in coordination with the State of Utah's Housing and Community Development Division. These grants support projects that create more livable, inclusive communities — whether it's fixing critical infrastructure, improving public spaces, or supporting affordable housing.

Funding comes from the U.S. Department of Housing and Urban Development (HUD) and is guided by Title I of the Housing and Community Development Act.

CONTACT PERSON:

Christy Dahlberg, 801-363-4250 x 5005, christy.dahlberg@wfrc.utah.gov



WASATCH FRONT REGIONAL COUNCIL

Ranked 2026 Community Development Block Grant Projects		
Weber County, Weber Housing Authority	Emergency Rental Assistance	\$150,000
Washington Terrace	Sewer Rehab	\$350,886
Wendover	Water Line Replacement	\$300,000
Vernon	Main Street Reconstruction	\$500,000
Marriott-Slaterville	Restroom Purchase	\$240,000

**Wasatch Front Regional Council
Zions Operating
Bank Reconciliation - 12/01/2025 to 12/31/2025**

Bank Statement Balance: \$0.00

Outstanding Checks & Withdrawals

<u>Payee Name</u>	<u>Reference</u>	<u>Paid Date</u>	<u>Void Date</u>	<u>Amount</u>
Utah Retirement Systems (URS)	EFT.1226250835.80	12/26/2025		55,244.84

Outstanding Checks & Withdrawals Total: \$55,244.84

Calculated Book Balance: (\$55,244.84)

General Ledger Balance: (\$55,244.84)

Calculated Book Balance vs General Ledger Balance: \$0.00



**Wasatch Front Regional Council
Zions Operating
Bank Reconciliation - 12/01/2025 to 12/31/2025**

Bank Statement Start Balance: **\$0.00**

Reconciled Deposits & Transfers

Type	Reference	Date	Amount
Transfer		12/01/2025	8,711.35
Transfer		12/02/2025	54,638.95
Transfer		12/04/2025	-5,091.00
Transfer		12/05/2025	-387.02
Deposit		12/05/2025	387.02
Deposit		12/05/2025	5,091.00
Transfer		12/09/2025	472,624.58
Transfer		12/10/2025	105,811.08
Transfer		12/12/2025	77,190.00
Transfer		12/15/2025	5,532.78
Transfer		12/18/2025	-75.00
Deposit		12/19/2025	75.00
Transfer		12/22/2025	-349,733.50
Transfer		12/22/2025	350,000.00
Transfer		12/23/2025	113,103.11
Transfer		12/26/2025	-293,973.06
Deposit		12/26/2025	315,000.00
Transfer		12/29/2025	11,580.96
Transfer		12/31/2025	-215,000.00
Deposit		12/31/2025	215,000.00
Reconciled Deposits & Transfers Total:			\$870,486.25

Reconciled Checks & Withdrawals

Payee Name	Reference	Date	Amount
Utah Local Governments Trust (ULGT)	EFT	11/01/2025	428.05
Utah State Tax Commission	EFT.1126251104.82	11/28/2025	5,527.67
EMI Health	EFT	12/01/2025	170.00
Utah Local Governments Trust (ULGT)	EFT	12/01/2025	442.31
Lincoln Financial Life Ins Co	EFT	12/01/2025	3,183.68
Utah Retirement Systems (URS)	EFT.1201251152.80	12/01/2025	54,468.95
Les Olson Company	ACH.1209251041.44	12/11/2025	125.99
UNUM Life Insurance Co.	ACH.1209251041.72	12/11/2025	153.30
PEHP FLEX Benefits	ACH.1209251041.54	12/11/2025	174.99
SBR Technologies (Vision Graphics LLC)	ACH.1209251041.333	12/11/2025	205.00
Mayberry Photography LLC	ACH.1209251041.446	12/11/2025	628.00
GSBS PC	ACH.1209251041.31	12/11/2025	1,000.00
Crafton,Tull & Associates, Inc.	ACH.1209251041.463	12/11/2025	2,606.25
Citta Designs (Citi Design)	ACH.1209251041.364	12/11/2025	2,980.00
RRJ Consulting	ACH.1209251041.62	12/11/2025	3,000.00
Onward Technology, LLC	ACH.1209251041.326	12/11/2025	4,146.00
Kimley Horn	ACH.1209251041.41	12/11/2025	6,090.69
Barker Leavitt, PLLC	ACH.1209251041.6	12/11/2025	8,000.00
Logan Simpson Design, Inc	ACH.1209251041.183	12/11/2025	10,213.00
Sunrise Engineering, LLC	ACH.1209251041.438	12/11/2025	17,777.00
Wall Consultant Group (WCG)	ACH.1209251041.291	12/11/2025	20,030.85
Arcadis, a California Partnership	ACH.1209251041.310	12/11/2025	21,200.00
VODA Landscape & Planning	ACH.1209251041.83	12/11/2025	21,240.00
Resource Systems Group, Inc (RSG)	ACH.1209251041.61	12/11/2025	29,641.29
Fielding Group, LLC	ACH.1209251041.26	12/11/2025	38,384.19
PEHP Public Employees Health Program	ACH.1209251041.59	12/11/2025	49,334.76
Avenue Consultants	ACH.1209251041.4	12/11/2025	50,439.87
Design Workshop, Inc	ACH.1209251041.20	12/11/2025	91,598.40
Psomas	ACH.1209251041.58	12/11/2025	93,655.00
Utah State Tax Commission	EFT.1211251017.82	12/12/2025	5,532.78
Health Equity	EFT.1211251104.258	12/12/2025	5,647.88
Internal Revenue Service	EFT.1211251014.38	12/12/2025	17,629.16
Utah Retirement Systems (URS)	EFT.1211251534.80	12/12/2025	53,912.96
Payroll DD	1212251200	12/12/2025	105,811.08
Health Equity	EFT.1224251138.258	12/26/2025	5,599.58
Utah State Tax Commission	EFT.1224251128.82	12/26/2025	5,981.38
Internal Revenue Service	EFT.1224250946.38	12/26/2025	20,156.58
Payroll DD	1226251200	12/26/2025	113,103.11
White, Marcia L	X999	12/31/2025	0.00
Reconciled Checks & Withdrawals Total:			\$870,219.75

Charges & Interest

Description	Date	Amount
bank fees	12/22/2025	-266.50
Charges & Interest Total:		(\$266.50)

**Wasatch Front Regional Council
Zions Operating
Bank Reconciliation - 12/01/2025 to 12/31/2025**

Bank Statement End Balance: \$0.00

**Wasatch Front Regional Council
Zions Sweep
Bank Reconciliation - 12/01/2025 to 12/31/2025**

Bank Statement Balance:	\$779,987.78
Calculated Book Balance:	\$779,987.78
General Ledger Balance:	\$779,987.78
Calculated Book Balance vs General Ledger Balance:	\$0.00

**Wasatch Front Regional Council
Zions Sweep
Bank Reconciliation - 12/01/2025 to 12/31/2025**

Bank Statement Start Balance: \$763,850.95

Reconciled Deposits & Transfers

Type	Reference	Date	Amount	
Transfer		12/01/2025	-8,711.35	
Transfer		12/02/2025	-54,638.95	
Transfer		12/04/2025	5,091.00	
Transfer		12/05/2025	387.02	
Transfer		12/09/2025	-472,624.58	
Transfer		12/10/2025	-105,811.08	
Transfer		12/12/2025	-77,190.00	
Transfer		12/15/2025	-5,532.78	
Transfer		12/18/2025	75.00	
Transfer		12/22/2025	349,733.50	
Transfer		12/23/2025	-113,103.11	
Transfer		12/26/2025	293,973.06	
Transfer		12/29/2025	-11,580.96	
Transfer		12/31/2025	215,000.00	
			Reconciled Deposits & Transfers Total:	\$15,066.77

Charges & Interest

Description	Date	Amount	
interest	12/31/2025	1,070.06	
			Charges & Interest Total:
			\$1,070.06
			Bank Statement End Balance:
			\$779,987.78

**Wasatch Front Regional Council
Check Register
All Bank Accounts - 12/01/2025 to 12/31/2025**

Payee Name	Reference Number	Invoice Number	Invoice Ledger Date	Payment Date	Amount	Description	Ledger Account	Activity Code
Adobe Inc.	pcard-RH	3301208137	12/08/2025	12/08/2025	238.64	AcrobatPro Subscription - SD	105670.99.999000 - Software: Indirect	
					\$238.64			
Amazon	pcard-JC	113-0432375-820	12/15/2025	12/15/2025	23.74	Kitchen Supplies	105610.10.301200 - Supplies: Local Fu	
Amazon	pcard-JC	113-5712494-811	12/08/2025	12/08/2025	64.42	External Hard drive 1 TB - for Analytics server	105610.20.322210 - Supplies: CPG - A	
					\$88.16			
Amazon	Pcard-JC	113-7238007-115	12/08/2025	12/08/2025	9.79	sticky notes - LRP	105610.10.301200 - Supplies: Local Fu	
Amazon	Pcard-JC	114-3335406-633	12/10/2025	12/10/2025	500.00	Gift cards for CAC participants - 12.9.2025	105610.10.301200 - Supplies: Local Fu	
Amazon	Pcard-JC	114-3786727-933	12/29/2025	12/29/2025	40.98	Office Supplies	105610.10.301200 - Supplies: Local Fu	
Amazon	Pcard-JC	114-7028151-642	12/11/2025	12/11/2025	51.95	Computer Supplies	105610.10.301200 - Supplies: Local Fu	
					\$602.72			
					\$690.88			
American Public Transportation Asso	pcard-JC	12152025	12/15/2025	12/15/2025	385.00	LRP Job Posting	105311.20.322210 - Subscriptions: CP	
					\$385.00			
Arcadis, a California Partnership	ACH.12092510	36021645	06/29/2025	12/11/2025	21,200.00	Central Pointe SAP - FINAL	105340.30.353008 - Consult Serv: SSL	
					\$21,200.00			
Avenue Consultants	ACH.12092510	13101	11/21/2025	12/11/2025	9,543.75	Riverton AT & Master Plan - Sept	105340.30.353021 - Consult Serv: Rive	
Avenue Consultants	ACH.12092510	13248	11/21/2025	12/11/2025	27,856.72	Riverton AT & Master Plan - Oct	105340.30.353021 - Consult Serv: Rive	
Avenue Consultants	ACH.12092510	13331	12/03/2025	12/11/2025	13,039.40	3 Gate Trail Oct	105340.30.351045 - Consult Serv: Davi	
					\$50,439.87			
					\$50,439.87			
Barker Leavitt, PLLC	ACH.12092510	110-1125	11/30/2025	12/11/2025	8,000.00	Legislative Consulting - Nov	105340.50.341200 - Consult Serv: Legi	
					\$8,000.00			
Bluehost	Pcard-AP	12032025	12/04/2025	12/04/2025	9.11	website domain -WFRC - monthly	105670.99.999000 - Software: Indirect	
					\$9.11			
Building Salt Lake	Pcard-RH	12042025	12/04/2025	12/04/2025	89.00	Communications Annual Subscription	105311.20.322210 - Subscriptions: CP	
					\$89.00			
Capitol Scheduling	Pcard-RH	12042025	12/04/2025	12/04/2025	87.50	Capitol Room Reservation and Cleaning Fee	105610.20.322210 - Supplies: CPG - A	
					\$87.50			
Citta Designs (Citi Design)	ACH.12092510	2025-132	12/03/2025	12/11/2025	2,980.00	Morgan Downtown - Oct	105340.30.352013 - Consult Serv: Mor	
					\$2,980.00			
Constant Contact	Pcard-RH	12302025	12/30/2025	12/30/2025	187.62	Monthly billing - Dec	105670.99.999000 - Software: Indirect	
					\$187.62			
Crafton, Tull & Associates, Inc.	ACH.12092510	200382	12/04/2025	12/11/2025	364.88	ATP Academy Pilot - Nov UTA	105340.40.322215.0035 - Consult Serv	
Crafton, Tull & Associates, Inc.	ACH.12092510	200382	12/04/2025	12/11/2025	443.06	ATP Academy Pilot - Nov MAG	105340.40.322215.0035 - Consult Serv	
Crafton, Tull & Associates, Inc.	ACH.12092510	200382	12/04/2025	12/11/2025	677.62	ATP Academy Pilot - Nov WFRC	105340.20.322215.0035 - Consult Serv	
Crafton, Tull & Associates, Inc.	ACH.12092510	200382	12/04/2025	12/11/2025	1,120.69	ATP Academy Pilot - Nov UDOT	105340.40.322215.0035 - Consult Serv	
					\$2,606.25			
					\$2,606.25			
Design Workshop, Inc	ACH.12092510	0083048	12/04/2025	12/11/2025	50,901.65	SAP Meadowbrook - Sept	105340.50.360215 - Consult Serv: SAP	
Design Workshop, Inc	ACH.12092510	0083081	11/21/2025	12/11/2025	11,371.96	Draper River - Oct	105340.30.353011 - Consult Serv: Drap	
Design Workshop, Inc	ACH.12092510	0083134	12/03/2025	12/11/2025	11,083.28	SAP Sugar Factory - Oct	105340.50.360219 - Consult Serv: SAP	
Design Workshop, Inc	ACH.12092510	0083287	11/24/2025	12/11/2025	18,241.51	SAP Draper Oct	105340.50.360217 - Consult Serv: SAP	
					\$91,598.40			
					\$91,598.40			

**Wasatch Front Regional Council
Check Register
All Bank Accounts - 12/01/2025 to 12/31/2025**

Payee Name	Reference Number	Invoice Number	Invoice Ledger Date	Payment Date	Amount	Description	Ledger Account	Activity Code
EMI Health	EFT	507020251201	12/01/2025	12/01/2025	170.00	Telemed - Dec	105210.99.998000 - Fringe Benefits: In	
					\$170.00			
Fielding Group, LLC	ACH.12092510	670	12/05/2025	12/11/2025	38,384.19	Building Lease - December	105441.99.999000 - Building Lease Co	
					\$38,384.19			
First Digital	Pcard-AP	12152025	12/15/2025	12/15/2025	412.79	Internet - Dec	105530.99.999000 - Telephone/Data: In	
					\$412.79			
From You Flowers	Pcard-JC	12272025	12/27/2025	12/27/2025	102.80	Sympathy Flowers- Sam	105610.10.301200 - Supplies: Local Fu	
					\$102.80			
Github Inc.	Pcard-AP	12192025	12/19/2025	12/19/2025	1.87	Git LFS Data Pack - Monthly	105670.20.322210 - Software: CPG - A	
					\$1.87			
Google LLC	Pcard-RH	12012025	12/01/2025	12/01/2025	72.93	Cloud Storage - Nov	105670.99.999000 - Software: Indirect	
					\$72.93			
GREENbike	Pcard-JC	04YNLLTU0002	12/04/2025	12/04/2025	195.00	bike rental for AT Academy	105610.10.301200 - Supplies: Local Fu	
					\$195.00			
GSBS PC	ACH.12092510	45066	11/21/2025	12/11/2025	1,000.00	Kaysville Center - Oct	105340.30.351043 - Consult Serv: Kay	
					\$1,000.00			
Health Equity	EFT.121125110	jd716ur	12/11/2025	12/12/2025	48.30	HSA fees - Dec	105210.99.998000 - Fringe Benefits: In	
Health Equity	EFT.121125110	PR120525-258	12/12/2025	12/12/2025	5,599.58	HSA	1022500 - HSA W/H Payable	
					\$5,647.88			
Health Equity	EFT.122425113	PR121925-258	12/26/2025	12/26/2025	5,599.58	HSA	1022500 - HSA W/H Payable	
					\$11,247.46			
HP.com	Pcard-JC	2457780	12/09/2025	12/09/2025	293.81	Plotter Paper for Analytics	105610.20.322210 - Supplies: CPG - A	
					\$293.81			
Internal Revenue Service	EFT.121125101	PR120525-38	12/12/2025	12/12/2025	3,902.68	Medicare Tax	1021000 - Federal Tax W/H Payable	
Internal Revenue Service	EFT.121125101	PR120525-38	12/12/2025	12/12/2025	13,726.48	Federal Income Tax	1021000 - Federal Tax W/H Payable	
					\$17,629.16			
Internal Revenue Service	EFT.122425094	PR121925-38	12/26/2025	12/26/2025	4,215.66	Medicare Tax	1021000 - Federal Tax W/H Payable	
Internal Revenue Service	EFT.122425094	PR121925-38	12/26/2025	12/26/2025	15,940.92	Federal Income Tax	1021000 - Federal Tax W/H Payable	
					\$20,156.58			
					\$37,785.74			
Jimmy Johns	Pcard-JC	12012025	12/01/2025	12/01/2025	774.05	TFL Refreshments	105610.10.301200 - Supplies: Local Fu	
					\$774.05			
Kimley Horn	ACH.12092510	33856682	11/26/2025	12/11/2025	1,522.67	SWSLCO - Oct MAG	105340.40.322215.0033 - Consult Serv	
Kimley Horn	ACH.12092510	33856682	11/26/2025	12/11/2025	1,522.67	SWSLCO - Oct UDOT	105340.40.322215.0033 - Consult Serv	
Kimley Horn	ACH.12092510	33856682	11/26/2025	12/11/2025	1,522.67	SWSLCO - Oct UTA	105340.40.322215.0033 - Consult Serv	
Kimley Horn	ACH.12092510	33856682	11/26/2025	12/11/2025	1,522.68	SWSLCO - Oct WFRC	105340.20.322215.0033 - Consult Serv	
					\$6,090.69			
					\$6,090.69			
Les Olson Company	ACH.12092510	EA1621210	11/26/2025	12/11/2025	125.99	Copier Usage Nov	105610.99.999000 - Supplies: Indirect	
					\$125.99			

**Wasatch Front Regional Council
Check Register
All Bank Accounts - 12/01/2025 to 12/31/2025**

Payee Name	Reference Number	Invoice Number	Invoice Ledger Date	Payment Date	Amount	Description	Ledger Account	Activity Code
Lincoln Financial Life Ins Co	EFT	4907148147	12/01/2025	12/01/2025	3,183.68	Life, LTD, STD - Dec	1022300 - Lincoln Life Insurance WH	
					\$3,183.68			
Lincoln Institute of Land Policy	Pcard-JC	62223464	12/16/2025	12/16/2025	325.00	Consortium for Scenario planning 2026 conf. BG	105330.20.322210 - Training: CPG - Ad	
Lincoln Institute of Land Policy	Pcard-JC	62223464	12/16/2025	12/16/2025	325.00	Consortium for Scenario planning 2026 conf. JN	105330.20.322210 - Training: CPG - Ad	
					\$650.00			
					\$650.00			
Logan Simpson Design, Inc	ACH.12092510	38280	12/03/2025	12/11/2025	8,143.00	Ogden Citywide Zoning - Oct	105340.30.351035 - Consult Serv: Og	
Logan Simpson Design, Inc	ACH.12092510	38304	12/03/2025	12/11/2025	2,070.00	Ogden SAP - Oct	105340.50.360212 - Consult Serv: SAP	
					\$10,213.00			
					\$10,213.00			
Mayberry Photography LLC	ACH.12092510	0000025	11/21/2025	12/11/2025	628.00	Employee photos, touch ups	105610.99.999000 - Supplies: Indirect	
					\$628.00			
Metropolis	Pcard-JC	12012025	12/01/2025	12/01/2025	665.00	Parking Validation for WFRC Meeting attendees_No	105610.20.322210 - Supplies: CPG - A	
					\$665.00			
Michael's	Pcard-RH	12042025	12/04/2025	12/04/2025	26.85	Frame - Kip Retirement	105610.10.301200 - Supplies: Local Fu	
					\$26.85			
National Association of Regional Co	Pcard-AP	12012025	12/01/2025	12/01/2025	2,205.00	NARC Annual Conference - TK, AG, MJC	105330.20.322210 - Training: CPG - Ad	
					\$2,205.00			
National League of Cities (NLC)	Pcard-AP	12.11.2025.2	12/11/2025	12/11/2025	-125.00	NLC City Summit = 1 day registration: CREDIT_CD	105330.30.330200 - Training: TLC Adm	
National League of Cities (NLC)	Pcard-JC	12112025	12/11/2025	12/11/2025	-125.00	Annual Convention - 1 day registration - JN - CREDI	105330.20.322210 - Training: CPG - Ad	
National League of Cities (NLC)	Pcard-JC	12112025.1	12/11/2025	12/11/2025	-125.00	NLC City Summit = 1 day registration: CREDIT-MP	105330.30.330200 - Training: TLC Adm	
					(\$250.00)			
					(\$375.00)			
Onward Technology, LLC	ACH.12092510	84004	12/01/2025	12/11/2025	16.80	NCE Power Bi Pro Dec KB	105670.20.322210 - Software: CPG - A	
Onward Technology, LLC	ACH.12092510	84004	12/01/2025	12/11/2025	1,053.00	Google Workspace - Dec	105670.99.999000 - Software: Indirect	
Onward Technology, LLC	ACH.12092510	84004	12/01/2025	12/11/2025	3,076.20	Maintenance - Dec	105430.99.999000 - Maintenance: Indir	
					\$4,146.00			
					\$4,146.00			
PEHP FLEX Benefits	ACH.12092510	PR112125-54	11/28/2025	12/11/2025	174.99	Flex Spend Acct	1022400 - Flexible Spending Account	
					\$174.99			
PEHP Public Employees Health Pro	ACH.12092510	674607	09/01/2025	12/11/2025	49,334.76	Health, Dental & Vision - Dec	1022000 - PEHP Insurance W/H Payab	
					\$49,334.76			
PGI Services	pcard-JC	M117166	12/22/2025	12/22/2025	376.23	Conference Room Drinks for meetings	105610.10.301200 - Supplies: Local Fu	
					\$376.23			
Posit Software/ShinyApps	Pcard-JC	12132025	12/13/2025	12/13/2025	53.14	RAM Subscription - Analytics Group	105670.20.322210 - Software: CPG - A	
					\$53.14			
Psomas	ACH.12092510	225310	11/21/2025	12/11/2025	36,735.00	Clinton Gen & Small Area Plans - Jul	105340.30.351042 - Consult Serv: Clint	
Psomas	ACH.12092510	226513	11/21/2025	12/11/2025	15,525.00	Clinton Gen & Small Area Plans - Aug	105340.30.351042 - Consult Serv: Clint	
Psomas	ACH.12092510	227796	11/21/2025	12/11/2025	41,395.00	Clinton Gen & Small Area Plans - Sept-Oct	105340.30.351042 - Consult Serv: Clint	
					\$93,655.00			
					\$93,655.00			

**Wasatch Front Regional Council
Check Register
All Bank Accounts - 12/01/2025 to 12/31/2025**

Payee Name	Reference Number	Invoice Number	Invoice Ledger Date	Payment Date	Amount	Description	Ledger Account	Activity Code
Resource Systems Group, Inc (RSG)	ACH.12092510	53990	11/26/2025	12/11/2025	5,113.70	WFRC Mode Choice Model Update - July MAG	105340.40.322215.3429 - Consult Serv	
Resource Systems Group, Inc (RSG)	ACH.12092510	53990	11/26/2025	12/11/2025	15,341.08	WFRC Mode Choice Model Update - July WFRC	105340.20.322219 - Consult Serv: CP	
Resource Systems Group, Inc (RSG)	ACH.12092510	54128	11/26/2025	12/11/2025	239.20	WFRC Mode Choice Model Update - Aug MAG	105340.40.322215.3429 - Consult Serv	
Resource Systems Group, Inc (RSG)	ACH.12092510	54128	11/26/2025	12/11/2025	717.60	WFRC Mode Choice Model Update - Aug WFRC	105340.20.322219 - Consult Serv: CP	
Resource Systems Group, Inc (RSG)	ACH.12092510	54220	11/26/2025	12/11/2025	2,057.43	WFRC Mode Choice - Oct MAG	105340.40.322215.3429 - Consult Serv	
Resource Systems Group, Inc (RSG)	ACH.12092510	54220	11/26/2025	12/11/2025	6,172.28	WFRC Mode Choice - Oct WFRC	105340.20.322219 - Consult Serv: CP	
					\$29,641.29			
					\$29,641.29			
Restaurant	Pcard-JC	12092025	12/09/2025	12/09/2025	29.44	Kip Billings - Retirement Lunch	105610.10.301200 - Supplies: Local Fu	
					\$29.44			
RRJ Consulting	ACH.12092510	WFRC202512	12/01/2025	12/11/2025	3,000.00	Legislative Consulting - Dec	105340.50.341200 - Consult Serv: Legi	
					\$3,000.00			
SBR Technologies (Vision Graphics)	ACH.12092510	251130-0044	12/01/2025	12/11/2025	205.00	Plotter Maintenance	105430.20.322210 - Maintenance: CP	
					\$205.00			
Sunrise Engineering, LLC	ACH.12092510	ARIV1007874	11/21/2025	12/11/2025	17,777.00	Stockton GP - Oct	105340.30.352017 - Consult Serv: Stoc	
					\$17,777.00			
TablePress	Pcard-RH	12042025	12/04/2025	12/04/2025	723.67	Plugin for Analytics Mapping	105670.20.322210 - Software: CPG - A	
TablePress	Pcard-RH	CREDIT_121320	12/11/2025	12/11/2025	-56.39	Plugin for Analytics Mapping_CREDIT	105670.20.322210 - Software: CPG - A	
					\$667.28			
					\$667.28			
Top Golf	Pcard-JC	12012025	12/01/2025	12/01/2025	1,442.19	Wellness -Holiday Party	105610.10.301000 - Supplies: Miscella	
					\$1,442.19			
UNUM Life Insurance Co.	ACH.12092510	1101	11/01/2025	12/11/2025	153.30	LTC - Nov	105210.99.998000 - Fringe Benefits: In	
					\$153.30			
Utah Association of Counties UAC	pcard-JC	12192025	12/19/2025	12/19/2025	103.63	County Day on the Hill - MJC/AG	105330.20.322210 - Training: CPG - Ad	
					\$103.63			
Utah League of Cities and Towns (U	Pcard-JC	12192025	12/19/2025	12/19/2025	180.00	Local Officials Day - AG, MJC	105330.20.322210 - Training: CPG - Ad	
					\$180.00			
Utah Local Governments Trust (ULG	EFT	1623749	12/01/2025	12/01/2025	442.31	Worker's Comp - Dec	105131.99.997000 - Wages: Indirect C	
					\$442.31			
Utah Retirement Systems (URS)	EFT.120125115	PR112125-80	11/28/2025	12/01/2025	173.10	Loan	1023300 - Loan Payment WH Payable	
Utah Retirement Systems (URS)	EFT.120125115	PR112125-80	11/28/2025	12/01/2025	1,489.23	Roth IRA	1023200 - Roth IRA WH Payable	
Utah Retirement Systems (URS)	EFT.120125115	PR112125-80	11/28/2025	12/01/2025	2,751.70	URS 401(k) Tier 2	1023000 - 401(k) WH Payable	
Utah Retirement Systems (URS)	EFT.120125115	PR112125-80	11/28/2025	12/01/2025	6,988.79	401(k) DC	1023000 - 401(k) WH Payable	
Utah Retirement Systems (URS)	EFT.120125115	PR112125-80	11/28/2025	12/01/2025	7,751.55	457(b)	1023100 - 457(b) WH Payable	
Utah Retirement Systems (URS)	EFT.120125115	PR112125-80	11/28/2025	12/01/2025	16,414.39	401(k) EE & Match	1023000 - 401(k) WH Payable	
Utah Retirement Systems (URS)	EFT.120125115	PR112125-80	11/28/2025	12/01/2025	18,900.19	URS State Retirement	1023000 - 401(k) WH Payable	
					\$54,468.95			
Utah Retirement Systems (URS)	EFT.121125153	PR120525-80	12/12/2025	12/12/2025	173.10	Loan	1023300 - Loan Payment WH Payable	
Utah Retirement Systems (URS)	EFT.121125153	PR120525-80	12/12/2025	12/12/2025	1,174.58	Roth IRA	1023200 - Roth IRA WH Payable	
Utah Retirement Systems (URS)	EFT.121125153	PR120525-80	12/12/2025	12/12/2025	2,751.70	URS 401(k) Tier 2	1023000 - 401(k) WH Payable	
Utah Retirement Systems (URS)	EFT.121125153	PR120525-80	12/12/2025	12/12/2025	6,999.58	401(k) DC	1023000 - 401(k) WH Payable	
Utah Retirement Systems (URS)	EFT.121125153	PR120525-80	12/12/2025	12/12/2025	7,751.55	457(b)	1023100 - 457(b) WH Payable	

**Wasatch Front Regional Council
Check Register
All Bank Accounts - 12/01/2025 to 12/31/2025**

Payee Name	Reference Number	Invoice Number	Invoice Ledger Date	Payment Date	Amount	Description	Ledger Account	Activity Code
Utah Retirement Systems (URS)	EFT.121125153	PR120525-80	12/12/2025	12/12/2025	16,131.30	401(k) EE & Match	1023000 - 401(k) W/H Payable	
Utah Retirement Systems (URS)	EFT.121125153	PR120525-80	12/12/2025	12/12/2025	18,931.15	URS State Retirement	1023000 - 401(k) W/H Payable	
					\$53,912.96			
Utah Retirement Systems (URS)	EFT.122625083	PR121925-80	12/26/2025	12/26/2025	173.10	Loan	1023300 - Loan Payment W/H Payable	
Utah Retirement Systems (URS)	EFT.122625083	PR121925-80	12/26/2025	12/26/2025	1,174.58	Roth IRA	1023200 - Roth IRA W/H Payable	
Utah Retirement Systems (URS)	EFT.122625083	PR121925-80	12/26/2025	12/26/2025	2,751.70	URS 401(k) Tier 2	1023000 - 401(k) W/H Payable	
Utah Retirement Systems (URS)	EFT.122625083	PR121925-80	12/26/2025	12/26/2025	6,932.22	401(k) DC	1023000 - 401(k) W/H Payable	
Utah Retirement Systems (URS)	EFT.122625083	PR121925-80	12/26/2025	12/26/2025	8,613.98	457(b)	1023100 - 457(b) W/H Payable	
Utah Retirement Systems (URS)	EFT.122625083	PR121925-80	12/26/2025	12/26/2025	16,959.09	401(k) EE & Match	1023000 - 401(k) W/H Payable	
Utah Retirement Systems (URS)	EFT.122625083	PR121925-80	12/26/2025	12/26/2025	18,640.17	URS State Retirement	1023000 - 401(k) W/H Payable	
					\$55,244.84			
					\$163,626.75			
Utah State Tax Commission	EFT.121125101	PR120525-82	12/12/2025	12/12/2025	5,532.78	State Income Tax	1021200 - State Tax W/H Payable	
Utah State Tax Commission	EFT.122425112	PR121925-82	12/26/2025	12/26/2025	5,981.38	State Income Tax	1021200 - State Tax W/H Payable	
					\$11,514.16			
Utah Transit Authority (UTA)	Pcard-AP	12152025	12/15/2025	12/15/2025	600.00	UTA Farepay Cards Reloads	105580.20.322210 - Travel: CPG - Adm	
					\$600.00			
VODA Landscape & Planning	ACH.12092510	25.26	11/14/2025	12/11/2025	6,990.00	NSL Town Center - Oct	105340.30.351044 - Consult Serv: Nort	
VODA Landscape & Planning	ACH.12092510	25.32	12/04/2025	12/11/2025	14,250.00	NSL Town Center - Nov	105340.30.351044 - Consult Serv: Nort	
					\$21,240.00			
					\$21,240.00			
Wall Consultant Group (WCG)	ACH.12092510	17166	11/14/2025	12/11/2025	20,030.85	MSD Master Plan - Oct	105340.30.353025 - Consult Serv: Mun	
					\$20,030.85			
Walmart	Pcard-JC	12102025	12/10/2025	12/10/2025	100.00	CAC Gift Cards_12.9.25 meeting	105610.10.301200 - Supplies: Local Fu	
					\$100.00			
					\$710,859.44			

ZIONS BANK®

PO BOX 26547
SALT LAKE CITY, UT 84126-0547

Statement of Accounts

This Statement: December 31, 2025
Last Statement: November 28, 2025

Primary Account: [REDACTED]

0015823 1403-06-0000-ZFN-PG0007-00002

WASATCH FRONT REGIONAL COUNCIL
WASATCH FRONT ECONOMIC DEVELOPMENT
DISTRICT
41 N RIO GRANDE ST STE 103
SALT LAKE CITY, UT 84101-1385

Direct Inquiries to:
800-789-2265
WWW.ZIONS BANK.COM

WE HAVEN'T FORGOTTEN WHO KEEPS US IN BUSINESS. ®

We value your business and wish to inform you of the upcoming fee changes, effective on January 1, 2026, for the following:

- Commercial Accounts
- Treasury Management Services (Please note, your account may not be impacted by the Treasury Management Service fee changes, as these fees will only apply if your account utilizes the services.)

To view the updated fees, visit <https://www.zionsbank.com/tmpricingchanges2026>.

If you have any questions, please contact your Relationship Manager or Treasury Management Sales Consultant.

Treasury Management Services may be subject to applicable contracts, agreements, or credit approval. Fees may apply. Terms and conditions apply. See a banker for details.

SUMMARY OF ACCOUNT BALANCE

Account Type	Account Number	Account Ending Balance
BUSINESS INSPIRE CHECKING	[REDACTED]	\$0.00

BUSINESS INSPIRE CHECKING [REDACTED]

0151

	Previous Balance	Deposits/Credits	Withdrawals/Debits	Checks Processed	Ending Balance
Count:		14	23	0	
Amount:	0.00	1,734,745.83	1,734,745.83	0.00	0.00

DEPOSITS/CREDITS

Posting Date	Effective Date	Amount	Description
12/01	12/01	8,711.35	INVESTMENT SWEEP FROM WASATCH FRONT REGIONAL 8077 005510437
12/02	12/02	54,638.95	INVESTMENT SWEEP FROM WASATCH FRONT REGIONAL 8077 003189937
12/04	12/04	5,091.00	RDC DEPOSIT - MOBILE
12/05	12/05	387.02	MOUNTAINLAND ASC 12.4.2025 REF # 02533 8005567084 MOUNTAINLA
12/09	12/09	472,624.58	INVESTMENT SWEEP FROM WASATCH FRONT REGIONAL 8077 002875679
12/10	12/10	105,811.08	INVESTMENT SWEEP FROM WASATCH FRONT REGIONAL 8077 002935728
12/12	12/12	77,190.00	INVESTMENT SWEEP FROM WASATCH FRONT REGIONAL 8077 003190309
12/15	12/15	5,532.78	INVESTMENT SWEEP FROM WASATCH FRONT REGIONAL 8077 005332469
12/18	12/18	75.00	RDC DEPOSIT - MOBILE
12/22	12/22	350,000.00	Utah State Treas MIXED REF # 02535 6001095822 Utah State Tre
12/23	12/23	113,103.11	INVESTMENT SWEEP FROM WASATCH FRONT REGIONAL 8077 003137679
12/26	12/26	315,000.00	FINET EFT 8019577760 REF # 02536 0005691977 FINET EFT 200000
12/29	12/29	11,580.96	INVESTMENT SWEEP FROM WASATCH FRONT REGIONAL 8077 004701733
12/31	12/31	215,000.00	FINET EFT 8019577760 REF # 02536 5000475670 FINET EFT 200000



December 31, 2025
 WASATCH FRONT REGIONAL COUNCIL

PO BOX 26547
 SALT LAKE CITY, UT 84126-0547

CHARGES/DEBITS

Posting Date	Effective Date	Amount	Description
12/01	12/01	5,527.67 -	UTAH801/297-7703 TAX PAYMNT REF # 02533 5009004924 UTAH801/2
12/01	12/01	3,183.68 -	+Lincoln National EDI PYMNTS REF # 02533 5009153593 +Lincoln
12/02	12/02	54,468.95 -	UTAH STATE RETIR URS PAYMNT REF # 02533 5011518008 UTAH STAT
12/02	12/02	170.00 -	EMI HEALTH INS PREM REF # 02533 6002486379 EMI HEALTH 938945
12/04	12/04	5,091.00 -	INVESTMENT SWEEP TO WASATCH FRONT REGIONAL CO 8077 002861515
12/05	12/05	387.02 -	INVESTMENT SWEEP TO WASATCH FRONT REGIONAL CO 8077 003352319
12/09	12/09	472,624.58 -	ACH OFFSET WASATCH FRONT PAYABLES REF # 02534 3009879186 WAS
12/10	12/10	105,811.08 -	ACH OFFSET WASATCH FRONT PAYROLL REF # 02534 4000814186 WASA
12/12	12/12	17,629.16 -	IRS USATAXPYMT REF # 02534 5002630933 IRS 3387702000USATAXPY
12/12	12/12	5,647.88 -	HEALTHEQUITY INC HealthEqui REF # 02534 5002976307 HEALTHEQU
12/12	12/12	53,912.96 -	UTAH STATE RETIR URS PAYMNT REF # 02534 5003051108 UTAH STAT
12/15	12/15	5,532.78 -	UTAH801/297-7703 TAX PAYMNT REF # 02534 9004642705 UTAH801/2
12/18	12/18	75.00 -	INVESTMENT SWEEP TO WASATCH FRONT REGIONAL CO 8077 002838715
12/22	12/22	266.50 -	ANALYSIS SERVICE FEE
12/22	12/22	349,733.50 -	INVESTMENT SWEEP TO WASATCH FRONT REGIONAL CO 8077 005362892
12/23	12/23	113,103.11 -	ACH OFFSET WASATCH FRONT PAYROLL REF # 02535 7003988394 WASA
12/26	12/26	20,156.58 -	IRS USATAXPYMT REF # 02535 8005153816 IRS 3387702000USATAXPY
12/26	12/26	442.31 -	UTAH LOCAL GOVER SALE REF # 02536 0006377196 UTAH LOCAL GOVE
12/26	12/26	428.05 -	UTAH LOCAL GOVER SALE REF # 02536 0006377997 UTAH LOCAL GOVE
12/26	12/26	293,973.06 -	INVESTMENT SWEEP TO WASATCH FRONT REGIONAL CO 8077 003057700
12/29	12/29	5,599.58 -	HEALTHEQUITY INC HealthEqui REF # 02536 3006855801 HEALTHEQU
12/29	12/29	5,981.38 -	UTAH801/297-7703 TAX PAYMNT REF # 02536 3006965403 UTAH801/2
12/31	12/31	215,000.00 -	INVESTMENT SWEEP TO WASATCH FRONT REGIONAL CO 8077 002775284

CHECKS PROCESSED

There were no transactions this period.

ACTIVITY COUNT

	During this period
Total Items	39

AGGREGATE OVERDRAFT AND RETURNED ITEM FEES

	Total for This Period	Total Year-to-Date
Total Overdraft Fees	\$0.00	\$0.00
Total Returned Item Fees	\$0.00	\$0.00

To learn more about our other products and services that may lower the cost of managing account overdrafts or to discuss removing overdraft coverage from your account, please contact Customer Service or visit your local branch.

DAILY BALANCE

Date	Balance
11/29	\$0.00

INTEREST

Interest Earned This Statement Period	\$0.00	Number Of Days This Statement Period	33
Interest Paid Year-To-Date 2025	\$0.00		

Current interest rate is 0.0000% with no rate change this statement period

ZIONS BANK®

PO BOX 26547
SALT LAKE CITY, UT 84126-0547

Statement of Accounts

This Statement: December 31, 2025
Last Statement: November 28, 2025

Primary Account: [REDACTED]

0019645 1403-06-0000-ZFN-PG0007-00000
WASATCH FRONT REGIONAL COUNCIL
41 N RIO GRANDE ST STE 103
SALT LAKE CITY, UT 84101-1385

Direct Inquiries to:
800-789-2265
WWW.ZIONS BANK.COM

WE HAVEN'T FORGOTTEN WHO KEEPS US IN BUSINESS. ®

SUMMARY OF ACCOUNT BALANCE

Account Type	Account Number	Account Ending Balance
GOLD BUSINESS SWEEP	[REDACTED]	\$779,987.78

GOLD BUSINESS SWEEP [REDACTED] 0291

	Previous Balance	Deposits/Credits	Withdrawals/Debits	Checks Processed	Ending Balance
Count:		7	8	0	
Amount:	763,850.95	865,329.64	849,192.81-	0.00	779,987.78

DEPOSITS/CREDITS

Posting Date	Effective Date	Amount	Description
12/04	12/04	5,091.00	INVESTMENT SWEEP FROM WASATCH FRONT REGIONAL 5983 002861515
12/05	12/05	387.02	INVESTMENT SWEEP FROM WASATCH FRONT REGIONAL 5983 003352319
12/18	12/18	75.00	INVESTMENT SWEEP FROM WASATCH FRONT REGIONAL 5983 002838715
12/22	12/22	349,733.50	INVESTMENT SWEEP FROM WASATCH FRONT REGIONAL 5983 005362892
12/26	12/26	293,973.06	INVESTMENT SWEEP FROM WASATCH FRONT REGIONAL 5983 003057700
12/31	12/31	215,000.00	INVESTMENT SWEEP FROM WASATCH FRONT REGIONAL 5983 002775284
12/31	12/31	1,070.06	INTEREST PAYMENT

CHARGES/DEBITS

Posting Date	Effective Date	Amount	Description
12/01	12/01	8,711.35-	INVESTMENT SWEEP TO WASATCH FRONT REGIONAL CO 5983 005510437
12/02	12/02	54,638.95-	INVESTMENT SWEEP TO WASATCH FRONT REGIONAL CO 5983 003189937
12/09	12/09	472,624.58-	INVESTMENT SWEEP TO WASATCH FRONT REGIONAL CO 5983 002875679
12/10	12/10	105,811.08-	INVESTMENT SWEEP TO WASATCH FRONT REGIONAL CO 5983 002935728
12/12	12/12	77,190.00-	INVESTMENT SWEEP TO WASATCH FRONT REGIONAL CO 5983 003190309
12/15	12/15	5,532.78-	INVESTMENT SWEEP TO WASATCH FRONT REGIONAL CO 5983 005332469
12/23	12/23	113,103.11-	INVESTMENT SWEEP TO WASATCH FRONT REGIONAL CO 5983 003137679
12/29	12/29	11,580.96-	INVESTMENT SWEEP TO WASATCH FRONT REGIONAL CO 5983 004701733

CHECKS PROCESSED

There were no transactions this period.

ACTIVITY COUNT

	During this period
Total Items	15

ZIONS BANK®

December 31, 2025
 WASATCH FRONT REGIONAL COUNCIL

PO BOX 26547
 SALT LAKE CITY, UT 84126-0547

AGGREGATE OVERDRAFT AND RETURNED ITEM FEES

	<i>Total for This Period</i>	<i>Total Year-to-Date</i>
Total Overdraft Fees	\$0.00	\$0.00
Total Returned Item Fees	\$0.00	\$0.00

To learn more about our other products and services that may lower the cost of managing account overdrafts or to discuss removing overdraft coverage from your account, please contact Customer Service or visit your local branch.

DAILY BALANCE

<i>Date</i>	<i>Balance</i>	<i>Date</i>	<i>Balance</i>	<i>Date</i>	<i>Balance</i>
11/29	\$763,850.95	12/09	\$233,354.09	12/22	\$394,628.73
12/01	\$755,139.60	12/10	\$127,543.01	12/23	\$281,525.62
12/02	\$700,500.65	12/12	\$50,353.01	12/26	\$575,498.68
12/04	\$705,591.65	12/15	\$44,820.23	12/29	\$563,917.72
12/05	\$705,978.67	12/18	\$44,895.23	12/31	\$779,987.78

INTEREST

Interest Earned This Statement Period	\$1,070.06	Number Of Days This Statement Period	33
Interest Paid Year-To-Date 2025	\$16,069.34		
Interest Paid Last Year 2024	\$3,430.20		

Current interest rate is 2.9400%

Interest rate changes this period:

<i>Date</i>	<i>Rate</i>	<i>Date</i>	<i>Rate</i>	<i>Date</i>	<i>Rate</i>	<i>Date</i>	<i>Rate</i>
12/02	3.0500%	12/04	3.0300%	12/09	3.0100%	12/15	2.9500%
12/18	2.8900%	12/22	2.9000%	12/23	2.8900%	12/26	2.9200%
12/31	2.9400%						

STATEMENT OF ACCOUNT

P T I F

UTAH PUBLIC TREASURERS' INVESTMENT FUND

Marlo M. Oaks, Utah State Treasurer, Fund Manager

PO Box 142315

350 N State Street, Suite 180

Salt Lake City, Utah 84114-2315

Local Call (801) 538-1042 Toll Free (800) 395-7665

www.treasurer.utah.gov

WASATCH FRONT REGIONAL COUNCIL

CFO

41 NO. RIO GRANDE ST., STE 103

SALT LAKE CTY UT 84101

Account **Account Period**

533 December 01, 2025 through December 31, 2025

Summary

Beginning Balance	\$ 5,746,432.81	Average Daily Balance	\$ 5,633,529.58
Deposits	\$ 19,193.98	Interest Earned	\$ 19,193.98
Withdrawals	\$ 350,000.00	360 Day Rate	3.9566
Ending Balance	\$ 5,415,626.79	365 Day Rate	4.0116

Date	Activity	Deposits	Withdrawals	Balance
12/01/2025	FORWARD BALANCE	\$ 0.00	\$ 0.00	\$ 5,746,432.81
12/22/2025	funds tr	\$ 0.00	\$ 350,000.00	\$ 5,396,432.81
12/31/2025	REINVESTMENT	\$ 19,193.98	\$ 0.00	\$ 5,415,626.79
12/31/2025	ENDING BALANCE	\$ 0.00	\$ 0.00	\$ 5,415,626.79

STATEMENT OF ACCOUNT

P T I F

UTAH PUBLIC TREASURERS' INVESTMENT FUND

Marlo M. Oaks, Utah State Treasurer, Fund Manager
 PO Box 142315
 350 N State Street, Suite 180
 Salt Lake City, Utah 84114-2315
 Local Call (801) 538-1042 Toll Free (800) 395-7665
www.treasurer.utah.gov

WASATCH FRONT REG COUNS/BLDG FD
 CFO
 41 NORTH RIO GRANDE ST., STE 103
 SALT LAKE CTY UT 84101

Account **Account Period**

8761 December 01, 2025 through December 31, 2025

Summary

Beginning Balance	\$ 1,369,605.80	Average Daily Balance	\$ 1,369,605.80
Deposits	\$ 4,666.38	Interest Earned	\$ 4,666.38
Withdrawals	\$ 0.00	360 Day Rate	3.9566
Ending Balance	\$ 1,374,272.18	365 Day Rate	4.0116

Date	Activity	Deposits	Withdrawals	Balance
12/01/2025	FORWARD BALANCE	\$ 0.00	\$ 0.00	\$ 1,369,605.80
12/31/2025	REINVESTMENT	\$ 4,666.38	\$ 0.00	\$ 1,374,272.18
12/31/2025	ENDING BALANCE	\$ 0.00	\$ 0.00	\$ 1,374,272.18

**Wasatch Front Regional Council
Zions Operating
Bank Reconciliation - 01/01/2026 to 01/31/2026**

Bank Statement Balance: \$0.00

Outstanding Checks & Withdrawals

Payee Name	Reference	Paid Date	Void Date	Amount
Utah Local Governments Trust (ULGT)	EFT	01/01/2026		442.31

Outstanding Checks & Withdrawals Total: \$442.31

Calculated Book Balance: (\$442.31)

General Ledger Balance: (\$442.31)

Calculated Book Balance vs General Ledger Balance: \$0.00



**Wasatch Front Regional Council
Zions Operating
Bank Reconciliation - 01/01/2026 to 01/31/2026**

Bank Statement Start Balance: **\$0.00**

Reconciled Deposits & Transfers

Type	Reference	Date	Amount
Transfer		01/05/2026	4,306.79
Transfer		01/06/2026	55,244.84
Deposit		01/07/2026	5,091.00
Deposit		01/07/2026	10,182.00
Transfer		01/07/2026	93,554.20
Transfer		01/08/2026	-6,872.85
Deposit		01/08/2026	3,000.00
Transfer		01/09/2026	21,389.97
Transfer		01/12/2026	-1,350.00
Transfer		01/15/2026	-11,834.18
Deposit		01/15/2026	17,500.00
Transfer		01/16/2026	287,059.52
Transfer		01/20/2026	-378,501.37
Deposit		01/20/2026	378,501.37
Transfer		01/21/2026	248.54
Transfer		01/22/2026	51,932.71
Transfer		01/23/2026	104,566.07
Transfer		01/26/2026	4,882.73
Deposit		01/26/2026	12,500.00
Transfer		01/27/2026	-1,910.16
Deposit		01/27/2026	8,499.71
Deposit		01/28/2026	750.00
Deposit		01/28/2026	5,000.00
Transfer		01/28/2026	50,447.21
Transfer		01/30/2026	-399,805.17
Deposit		01/30/2026	10,139.00
Deposit		01/30/2026	389,666.17

Reconciled Deposits & Transfers Total: \$714,188.10

Reconciled Checks & Withdrawals

Payee Name	Reference	Date	Amount
Utah Retirement Systems (URS)	EFT.1226250835.80	12/26/2025	55,244.84
EMI Health	EFT	01/01/2026	173.25
Lincoln Financial Life Ins Co	EFT	01/01/2026	4,133.54
Payroll DD	0109261200	01/09/2026	101,954.35
Utah State Tax Commission	EFT.0114260851.82	01/13/2026	5,501.05
Health Equity	EFT.0114260855.258	01/13/2026	5,665.82
Internal Revenue Service	EFT.0114260851.38	01/13/2026	17,538.92
Utah Retirement Systems (URS)	EFT.0114260851.80	01/13/2026	51,932.71
Les Olson Company	ACH.0113260912.44	01/14/2026	44.28
UNUM Life Insurance Co.	ACH.0113260912.72	01/14/2026	168.00
PEHP FLEX Benefits	ACH.0113260912.54	01/14/2026	349.98
Division of Technology Services (DTS)	ACH.0113260912.19	01/14/2026	601.38
Pelorus Methods	ACH.0113260912.55	01/14/2026	1,550.00
Sunrise Engineering, LLC	ACH.0113260912.438	01/14/2026	3,285.00
Methods Consulting, Inc	ACH.0113260912.473	01/14/2026	5,375.98
MHTN Architects	ACH.0113260912.49	01/14/2026	6,262.00
Alta Planning and Design	ACH.0113260912.2	01/14/2026	6,565.30
Penna Powers Inc	ACH.0113260912.56	01/14/2026	6,946.25
High Street Consulting Group, LLC	ACH.0113260912.33	01/14/2026	11,030.00
Avenue Consultants	ACH.0113260912.4	01/14/2026	12,206.76
Utah Division of Finance	ACH.0113260912.81	01/14/2026	13,944.78
Utah State University	ACH.0113260912.338	01/14/2026	14,250.00
National Association of Regional Councils (NAR)	ACH.0113260912.52	01/14/2026	14,575.40
Logan Simpson Design, Inc	ACH.0113260912.183	01/14/2026	19,182.10
VODA Landscape & Planning	ACH.0113260912.83	01/14/2026	24,350.00
Kimley Horn	ACH.0113260912.41	01/14/2026	30,827.35
PEHP Public Employees Health Program	ACH.0113260912.59	01/14/2026	48,394.71
Wall Consultant Group (WCG)	ACH.0113260912.291	01/14/2026	67,150.25
Utah Department of Workforce Services (DWS)	EFT	01/21/2026	501.87
Payroll DD	0123261200	01/23/2026	104,566.07
Utah State Tax Commission	EFT.0126260928.82	01/26/2026	5,470.16
Internal Revenue Service	EFT.0126260928.38	01/26/2026	17,382.73
Health Equity	EFT.0213260803.258	01/27/2026	5,617.52
Utah Retirement Systems (URS)	EFT.0127261305.80	01/27/2026	51,197.21

Reconciled Checks & Withdrawals Total: \$713,939.56

**Wasatch Front Regional Council
Zions Operating
Bank Reconciliation - 01/01/2026 to 01/31/2026**

<u>Description</u>	<u>Date</u>	<u>Amount</u>	
Bank fees	01/21/2026	-248.54	
		Charges & Interest Total:	(\$248.54)
		Bank Statement End Balance:	\$0.00

**Wasatch Front Regional Council
Zions Sweep
Bank Reconciliation - 01/01/2026 to 01/31/2026**

Bank Statement Balance:	\$908,057.00
Calculated Book Balance:	\$908,057.00
General Ledger Balance:	\$908,057.00
Calculated Book Balance vs General Ledger Balance:	\$0.00

**Wasatch Front Regional Council
Zions Sweep
Bank Reconciliation - 01/01/2026 to 01/31/2026**

Bank Statement Start Balance: **\$779,987.78**

Reconciled Deposits & Transfers

Type	Reference	Date	Amount	
Transfer		01/05/2026	-4,306.79	
Transfer		01/06/2026	-55,244.84	
Transfer		01/07/2026	-93,554.20	
Transfer		01/08/2026	6,872.85	
Transfer		01/09/2026	-21,389.97	
Transfer		01/12/2026	1,350.00	
Transfer		01/15/2026	11,834.18	
Transfer		01/16/2026	-287,059.52	
Transfer		01/20/2026	378,501.37	
Transfer		01/21/2026	-248.54	
Transfer		01/22/2026	-51,932.71	
Transfer		01/23/2026	-104,566.07	
Transfer		01/26/2026	-4,882.73	
Transfer		01/27/2026	1,910.16	
Transfer		01/28/2026	-50,447.21	
Transfer		01/30/2026	399,805.17	
			Reconciled Deposits & Transfers Total:	\$126,641.15

Charges & Interest

Description	Date	Amount	
interest	01/30/2026	1,428.07	
			Charges & Interest Total:
			\$1,428.07
			Bank Statement End Balance:
			\$908,057.00

**Wasatch Front Regional Council
Check Register
All Bank Accounts - 01/01/2026 to 01/31/2026**

<u>Payee Name</u>	<u>Reference Number</u>	<u>Invoice Number</u>	<u>Invoice Ledger Date</u>	<u>Payment Date</u>	<u>Amount</u>	<u>Description</u>	<u>Ledger Account</u>	<u>Activity Code</u>
Alta Planning and Design	ACH.01132609	304.0002025.21-	12/22/2025	01/14/2026	6,565.30	Porter Rockwell Trail - Sept	105340.30.353020 - Consult Serv: Midw	
					\$6,565.30			
Amazon	Pcard-JC	# 114-7151270-7	01/13/2026	01/13/2026	57.80	office supplies	105610.10.301200 - Supplies: Local Fu	
Amazon	Pcard-JC	114-1849177-017	01/15/2026	01/15/2026	13.90	office supplies	105610.10.301200 - Supplies: Local Fu	
Amazon	Pcard-JC	114-7666294-147	01/21/2026	01/21/2026	178.95	Docking station - LRP Director	105610.10.301200 - Supplies: Local Fu	
					\$250.65			
					\$250.65			
Assn. of Metropolitan Planning Orga	Pcard-AG	01142026	01/14/2026	01/14/2026	465.75	2026 ampo flyin registration _AG	105330.20.322210 - Training: CPG - Ad	
Assn. of Metropolitan Planning Orga	Pcard-AP	01262026	01/26/2026	01/26/2026	465.75	2026 ampo flyin registration _MJC	105330.20.322210 - Training: CPG - Ad	
					\$931.50			
Avenue Consultants	ACH.01132609	13431	12/19/2025	01/14/2026	12,206.76	Riverton AT & Master Plan - Nov	105340.30.353021 - Consult Serv: Rive	
					\$12,206.76			
Barn2 Plugins	Pcard-JC	565958	01/15/2026	01/15/2026	149.00	Document Library Plugin - wfrc.utah.gov	105670.99.999000 - Software: Indirect	
Barn2 Plugins	Pcard-JC	565958CREDIT	01/26/2026	01/26/2026	-149.00	Document Library Plugin - wfrc.utah.gov - REFUND	105670.99.999000 - Software: Indirect	
					\$0.00			
					\$0.00			
Bluehost	Pcard-AP	01032026	01/03/2026	01/03/2026	9.11	website domain -WFRC - monthly	105670.99.999000 - Software: Indirect	
Bluehost	Pcard-AP	01302026	01/30/2026	01/30/2026	143.40	website domain -WFRC - monthly	105670.99.999000 - Software: Indirect	
					\$152.51			
					\$152.51			
Canva	Pcard-RH	01302026	01/30/2026	01/30/2026	149.90	Canva team account - Comm	105311.20.322210 - Subscriptions: CP	
					\$149.90			
Capitol Scheduling	Pcard-RH	01082026	01/08/2026	01/08/2026	10.00	Capitol Room Reservation (Legislative Session)	105610.20.322210 - Supplies: CPG - A	
					\$10.00			
CBI Parallels	Pcard-RH	01132026	01/13/2026	01/13/2026	107.44	Desktop for Mac - Analytics BG	105670.20.322210 - Software: CPG - A	
					\$107.44			
Constant Contact	Pcard-RH	01302026	01/30/2026	01/30/2026	187.62	monthly billing - Jan	105670.99.999000 - Software: Indirect	
					\$187.62			
Division of Technology Services (DT	ACH.01132609	2605R336000005	12/11/2025	01/14/2026	601.38	GIS Technical Support - Nov	105340.20.322222 - Consult Serv: CP	
					\$601.38			
EMI Health	EFT	5070202601	01/01/2026	01/01/2026	173.25	telemed - Jan	105210.99.998000 - Fringe Benefits: In	
					\$173.25			
First Digital	Pcard-AP	01152026	01/15/2026	01/15/2026	412.79	Internet - Jan	105530.99.999000 - Telephone/Data: In	
					\$412.79			
Github Inc.	Pcard-AP	01192026	01/19/2026	01/19/2026	1.13	Git LFS Data Pack - Monthly	105670.20.322210 - Software: CPG - A	
					\$1.13			
Google LLC	Pcard-RH	01012026	01/01/2026	01/01/2026	73.79	Cloud Storage - December	105670.99.999000 - Software: Indirect	
					\$73.79			
Harmons	Pcard-RH	01282026	01/28/2026	01/28/2026	27.82	Leg Session Supplies	105610.10.301200 - Supplies: Local Fu	
					\$27.82			

**Wasatch Front Regional Council
Check Register
All Bank Accounts - 01/01/2026 to 01/31/2026**

Payee Name	Reference Number	Invoice Number	Invoice Ledger Date	Payment Date	Amount	Description	Ledger Account	Activity Code
Health Equity	EFT.011426085	6g6q3r8	01/09/2026	01/13/2026	48.30	HSA fees - Jan	105210.99.998000 - Fringe Benefits: In	
Health Equity	EFT.011426085	PR010226-258	01/09/2026	01/13/2026	5,617.52	HSA	1022500 - HSA W/H Payable	
					\$5,665.82			
Health Equity	EFT.021326080	PR011626-258	01/23/2026	01/27/2026	5,617.52	HSA	1022500 - HSA W/H Payable	
					\$11,283.34			
High Street Consulting Group, LLC	ACH.01132609	9652	12/19/2025	01/14/2026	211.20	Unified plan financial model - Nov Cache	105340.40.322215.3422 - Consult Serv	
High Street Consulting Group, LLC	ACH.01132609	9652	12/19/2025	01/14/2026	315.46	Unified plan financial model - Nov Dixie	105340.40.322215.3422 - Consult Serv	
High Street Consulting Group, LLC	ACH.01132609	9652	12/19/2025	01/14/2026	1,075.68	Unified plan financial model - Nov MAG	105340.40.322215.3422 - Consult Serv	
High Street Consulting Group, LLC	ACH.01132609	9652	12/19/2025	01/14/2026	2,757.50	Unified plan financial model - Nov UTA	105340.40.322215.3422 - Consult Serv	
High Street Consulting Group, LLC	ACH.01132609	9652	12/19/2025	01/14/2026	2,809.66	Unified plan financial model - Nov WFRC	105340.20.322215.3422 - Consult Serv	
High Street Consulting Group, LLC	ACH.01132609	9652	12/19/2025	01/14/2026	3,860.50	Unified plan financial model - Nov UDOT	105340.40.322215.3422 - Consult Serv	
					\$11,030.00			
					\$11,030.00			
Internal Revenue Service	EFT.011426085	PR010226-38	01/09/2026	01/13/2026	3,865.20	Medicare Tax	1021000 - Federal Tax W/H Payable	
Internal Revenue Service	EFT.011426085	PR010226-38	01/09/2026	01/13/2026	13,673.72	Federal Income Tax	1021000 - Federal Tax W/H Payable	
					\$17,538.92			
Internal Revenue Service	EFT.012626092	PR011626-38	01/23/2026	01/26/2026	3,835.00	Medicare Tax	1021000 - Federal Tax W/H Payable	
Internal Revenue Service	EFT.012626092	PR011626-38	01/23/2026	01/26/2026	13,547.73	Federal Income Tax	1021000 - Federal Tax W/H Payable	
					\$17,382.73			
					\$34,921.65			
Kimley Horn	ACH.01132609	098347008-1025	12/23/2025	01/14/2026	16,599.34	South Davis Greenway - Oct	105340.30.351049 - Consult Serv: Sout	
Kimley Horn	ACH.01132609	098347008-1125	12/23/2025	01/14/2026	14,228.01	South Davis Greenway - Nov	105340.30.351049 - Consult Serv: Sout	
					\$30,827.35			
					\$30,827.35			
Les Olson Company	ACH.01132609	EA1633401	12/23/2025	01/14/2026	44.28	Copier Usage Dec	105610.99.999000 - Supplies: Indirect	
					\$44.28			
Lincoln Financial Life Ins Co	EFT	4919992277	01/01/2026	01/01/2026	4,133.54	Life, LTD, STD - Jan	1022300 - Lincoln Life Insurance W/H	
					\$4,133.54			
Logan Simpson Design, Inc	ACH.01132609	38086R	12/11/2025	01/14/2026	15,110.60	Holladay General Plan - Sept	105340.30.353012 - Consult Serv: Holl	
Logan Simpson Design, Inc	ACH.01132609	38493	12/22/2025	01/14/2026	4,071.50	Ogden Citywide Zoning - Nov	105340.30.351035 - Consult Serv: Og	
					\$19,182.10			
					\$19,182.10			
Methods Consulting, Inc	ACH.01132609	1109	12/26/2025	01/14/2026	5,375.98	SS4A - Oct	105340.50.334400 - Consult Serv: Safe	
					\$5,375.98			
Metropolis	Pcard-JC	01012026	01/01/2026	01/01/2026	518.00	Parking Validation for WFRC Meeting attendees_De	105610.20.322210 - Supplies: CPG - A	
					\$518.00			
MHTN Architects	ACH.01132609	32035	12/19/2025	01/14/2026	3,131.00	Midvale Parks & Open Space - Oct	105340.30.353019 - Consult Serv: Midw	
MHTN Architects	ACH.01132609	32110	12/19/2025	01/14/2026	3,131.00	Midvale Parks & Open Space - FINAL	105340.30.353019 - Consult Serv: Midw	
					\$6,262.00			
					\$6,262.00			
Mountain District ITE	Pcard-JC	01272026	01/27/2026	01/27/2026	180.00	Annual ITE Conference - ChrisDay	105330.20.322210 - Training: CPG - Ad	
Mountain District ITE	Pcard-JC	01272026.2	01/27/2026	01/27/2026	900.00	Annual ITE Conference - Analytics group + JB	105330.20.322210 - Training: CPG - Ad	
					\$1,080.00			
					\$1,080.00			

**Wasatch Front Regional Council
Check Register
All Bank Accounts - 01/01/2026 to 01/31/2026**

<u>Payee Name</u>	<u>Reference Number</u>	<u>Invoice Number</u>	<u>Invoice Ledger Date</u>	<u>Payment Date</u>	<u>Amount</u>	<u>Description</u>	<u>Ledger Account</u>	<u>Activity Code</u>
National Association of Regional Co	ACH.01132609	2369	12/30/2025	01/14/2026	14,575.40	Annual Dues	105810.20.322210 - Dues: CPG - Admi	
National Association of Regional Co	EFT	2442	01/07/2026	01/07/2026	1,655.00	NARC Annual Conference - DR. BS	105330.20.322210 - Training: CPG - Ad	
					\$16,230.40			
Network Solutions	Pcard-AP	01232026	01/23/2026	01/23/2026	180.76	wasatchchoice.org/.com domain renewal (2years)	105670.99.999000 - Software: Indirect	
					\$180.76			
ODP	Pcard-RH	01292026	01/29/2026	01/29/2026	31.41	Legislative Supplies - NARC Conference Supplies	105610.10.301200 - Supplies: Local Fu	
					\$31.41			
OpenAI	Pcard-JC	01272026	01/27/2026	01/27/2026	650.70	AI TEAM Subscription - Analytics	105670.20.322210 - Software: CPG - A	
					\$650.70			
PEHP FLEX Benefits	ACH.01132609	PR120525-54	12/12/2025	01/14/2026	174.99	Flex Spend Acct	1022400 - Flexible Spending Account	
PEHP FLEX Benefits	ACH.01132609	PR121925-54	12/26/2025	01/14/2026	174.99	Flex Spend Acct	1022400 - Flexible Spending Account	
					\$349.98			
					\$349.98			
PEHP Public Employees Health Pro	ACH.01132609	696718	01/01/2026	01/14/2026	48,394.71	Health, Dental & Vision - Jan	1022000 - PEHP Insurance W/H Payab	
					\$48,394.71			
Pelorus Methods	ACH.01132609	260101	01/01/2026	01/14/2026	1,550.00	Qtr billing 1/1 - 3/31	105670.99.999000 - Software: Indirect	
					\$1,550.00			
Penna Powers Inc	ACH.01132609	030805	12/11/2025	01/14/2026	210.00	Creative Support - Oct	105340.20.322224 - Consult Serv: CP	
Penna Powers Inc	ACH.01132609	030805	12/11/2025	01/14/2026	340.00	Website redesign - Oct	105340.20.322224 - Consult Serv: CP	
Penna Powers Inc	ACH.01132609	030805	12/11/2025	01/14/2026	3,081.25	Strategic Communications - Oct	105340.20.322224 - Consult Serv: CP	
Penna Powers Inc	ACH.01132609	030894	12/11/2025	01/14/2026	143.75	Creative Support - Nov	105340.20.322224 - Consult Serv: CP	
Penna Powers Inc	ACH.01132609	030894	12/11/2025	01/14/2026	1,371.25	Website redesign - Nov	105340.20.322224 - Consult Serv: CP	
Penna Powers Inc	ACH.01132609	030894	12/11/2025	01/14/2026	1,800.00	Strategic Communication - Nov	105340.20.322224 - Consult Serv: CP	
					\$6,946.25			
					\$6,946.25			
PGI Services	Pcard-JC	MI17525	01/30/2026	01/30/2026	234.44	Kitchen Supplies	105610.10.301200 - Supplies: Local Fu	
					\$234.44			
Posit Software/ShinyApps	Pcard-JC	01132026	01/13/2026	01/13/2026	53.14	RAM Subscription	105670.20.322210 - Software: CPG - A	
					\$53.14			
Restaurant	Pcard-JC	01012026	01/01/2026	01/01/2026	5.00	Chay Mosqueda going away lunch - deposit	105610.10.301200 - Supplies: Local Fu	
Restaurant	Pcard-JC	01132025	01/13/2026	01/13/2026	20.00	Matt Ryan going away lunch	105610.10.301200 - Supplies: Local Fu	
					\$25.00			
					\$25.00			
Sam's Club	Pcard-RH	01282026	01/28/2026	01/28/2026	40.99	Legislative session Refreshments	105610.10.301200 - Supplies: Local Fu	
					\$40.99			
SBR Technologies (Vision Graphics)	Pcard-JC	01132025	01/13/2026	01/13/2026	927.36	Plotter Ink	105610.20.322210 - Supplies: CPG - A	
					\$927.36			
Smith's	Pcard-JC	01142026	01/14/2026	01/14/2026	23.11	RGC Refreshments	105610.10.301200 - Supplies: Local Fu	
Smith's	Pcard-JC	01212026	01/21/2026	01/21/2026	23.82	TAC refreshments	105610.10.301200 - Supplies: Local Fu	
					\$46.93			
					\$46.93			

**Wasatch Front Regional Council
Check Register
All Bank Accounts - 01/01/2026 to 01/31/2026**

Payee Name	Reference Number	Invoice Number	Invoice Ledger Date	Payment Date	Amount	Description	Ledger Account	Activity Code
Staples	Pcard_RH	01282026	01/28/2026	01/28/2026	39.73	Legislative Session/NARC Conference Supplies	105610.10.301200 - Supplies: Local Fu	
					\$39.73			
Sticker Mule	Pcard-RH	01062026	01/06/2026	01/06/2026	106.00	Stickers for communications	105610.20.322224 - Supplies: CPG - P	
					\$106.00			
Sunrise Engineering, LLC	ACH.01132609	ARIV1008454	12/19/2025	01/14/2026	3,285.00	Stockton GP - Nov	105340.30.352017 - Consult Serv: Stoc	
					\$3,285.00			
UNUM Life Insurance Co.	ACH.01132609	12012025	12/01/2025	01/14/2026	168.00	LTC - Dec	105210.99.998000 - Fringe Benefits: In	
					\$168.00			
Utah Department of Workforce Servi	EFT	01212026	01/21/2026	01/21/2026	501.87	Q4 2025 UI	105210.99.998000 - Fringe Benefits: In	
					\$501.87			
Utah Division of Finance	ACH.01132609	26123450941004	12/10/2025	01/14/2026	1,808.29	Pcard - AP	1020190 - P-Card Clearing	
Utah Division of Finance	ACH.01132609	26123450941009	12/10/2025	01/14/2026	4,114.72	Pcard - RH	1020190 - P-Card Clearing	
Utah Division of Finance	ACH.01132609	26123450941033	12/10/2025	01/14/2026	295.67	Pcard - AG	1020190 - P-Card Clearing	
Utah Division of Finance	ACH.01132609	26123450941041	12/10/2025	01/14/2026	7,726.10	Pcard - JC	1020190 - P-Card Clearing	
					\$13,944.78			
					\$13,944.78			
Utah Local Governments Trust (ULG)	EFT	1624116	01/01/2026	01/01/2026	442.31	Worker's Comp - January	105131.99.997000 - Wages: Indirect C	
					\$442.31			
Utah Retirement Systems (URS)	EFT.011426085	PR010226-80	01/09/2026	01/13/2026	173.10	Loan	1023300 - Loan Payment W/H Payable	
Utah Retirement Systems (URS)	EFT.011426085	PR010226-80	01/09/2026	01/13/2026	1,174.59	Roth IRA	1023200 - Roth IRA W/H Payable	
Utah Retirement Systems (URS)	EFT.011426085	PR010226-80	01/09/2026	01/13/2026	2,965.05	URS 401(k) Tier 2	1023000 - 401(k) W/H Payable	
Utah Retirement Systems (URS)	EFT.011426085	PR010226-80	01/09/2026	01/13/2026	6,720.71	457(b)	1023100 - 457(b) W/H Payable	
Utah Retirement Systems (URS)	EFT.011426085	PR010226-80	01/09/2026	01/13/2026	6,936.91	401(k) DC	1023000 - 401(k) W/H Payable	
Utah Retirement Systems (URS)	EFT.011426085	PR010226-80	01/09/2026	01/13/2026	15,742.44	401(k) EE & Match	1023000 - 401(k) W/H Payable	
Utah Retirement Systems (URS)	EFT.011426085	PR010226-80	01/09/2026	01/13/2026	18,219.91	URS State Retirement	1023000 - 401(k) W/H Payable	
					\$51,932.71			
					\$51,932.71			
Utah Retirement Systems (URS)	EFT.012726130	PR011626-80	01/23/2026	01/27/2026	173.10	Loan	1023300 - Loan Payment W/H Payable	
Utah Retirement Systems (URS)	EFT.012726130	PR011626-80	01/23/2026	01/27/2026	1,227.79	Roth IRA	1023200 - Roth IRA W/H Payable	
Utah Retirement Systems (URS)	EFT.012726130	PR011626-80	01/23/2026	01/27/2026	2,500.70	URS 401(k) Tier 2	1023000 - 401(k) W/H Payable	
Utah Retirement Systems (URS)	EFT.012726130	PR011626-80	01/23/2026	01/27/2026	6,664.47	401(k) DC	1023000 - 401(k) W/H Payable	
Utah Retirement Systems (URS)	EFT.012726130	PR011626-80	01/23/2026	01/27/2026	7,140.30	457(b)	1023100 - 457(b) W/H Payable	
Utah Retirement Systems (URS)	EFT.012726130	PR011626-80	01/23/2026	01/27/2026	15,550.35	401(k) EE & Match	1023000 - 401(k) W/H Payable	
Utah Retirement Systems (URS)	EFT.012726130	PR011626-80	01/23/2026	01/27/2026	17,940.50	URS State Retirement	1023000 - 401(k) W/H Payable	
					\$51,197.21			
					\$51,197.21			
					\$103,129.92			
Utah State Tax Commission	EFT.011426085	PR010226-82	01/09/2026	01/13/2026	5,501.05	State Income Tax	1021200 - State Tax W/H Payable	
Utah State Tax Commission	EFT.012626092	PR011626-82	01/23/2026	01/26/2026	5,470.16	State Income Tax	1021200 - State Tax W/H Payable	
					\$10,971.21			
Utah State University	ACH.01132609	10109	12/23/2025	01/14/2026	14,250.00	MSD Master Plan - Nov	105340.30.353024 - Consult Serv: Millc	
					\$14,250.00			
Utah Transit Authority (UTA)	Pcard-AP	01232026	01/23/2026	01/23/2026	500.00	UTA Farepay Cards Reloads	105580.20.322210 - Travel: CPG - Adm	
					\$500.00			

**Wasatch Front Regional Council
Check Register
All Bank Accounts - 01/01/2026 to 01/31/2026**

<u>Payee Name</u>	<u>Reference Number</u>	<u>Invoice Number</u>	<u>Invoice Ledger Date</u>	<u>Payment Date</u>	<u>Amount</u>	<u>Description</u>	<u>Ledger Account</u>	<u>Activity Code</u>
VODA Landscape & Planning	ACH.01132609	25.31	12/11/2025	01/14/2026	24,350.00	SAP Fashion Place - Nov	105340.50.360218 - Consult Serv: SAP	
					\$24,350.00			
Wall Consultant Group (WCG)	ACH.01132609	17222	12/23/2025	01/14/2026	67,150.25	MSD Master Plan - Nov	105340.30.353025 - Consult Serv: Mun	
					\$67,150.25			
Walmart	Pcard-RH	01282026	01/28/2026	01/28/2026	17.91	Legislative Session Bottled Water	105610.10.301200 - Supplies: Local Fu	
					\$17.91			
Zephyr Transport	Pcard-JC	CC905672-0002	01/23/2026	01/23/2026	25.00	Annual Membership - Chris Day	105810.20.322210 - Dues: CPG - Admi	
					\$25.00			
					\$461,054.13			

ZIONS BANKPO BOX 26547
SALT LAKE CITY, UT 84126-0547**Statement of Accounts**This Statement: January 30, 2026
Last Statement: December 31, 2025

Primary Account: [REDACTED]

0009550

1423-06-0000-ZFN-PG0007-00003

WASATCH FRONT REGIONAL COUNCIL
WASATCH FRONT ECONOMIC DEVELOPMENT
DISTRICT
41 N RIO GRANDE ST STE 103
SALT LAKE CITY, UT 84101-1385**Direct Inquiries to:**800-789-2265
WWW.ZIONS BANK.COM**WE HAVEN'T FORGOTTEN WHO KEEPS US IN BUSINESS. ®**

We value your business and wish to inform you of the upcoming fee changes, effective on January 1, 2026, for the following:

- Commercial Accounts
- Treasury Management Services (Please note, your account may not be impacted by the Treasury Management Service fee changes, as these fees will only apply if your account utilizes the services.)

To view the updated fees, visit <https://www.zionsbank.com/tmpricingchanges2026>.

If you have any questions, please contact your Relationship Manager or Treasury Management Sales Consultant.

Treasury Management Services may be subject to applicable contracts, agreements, or credit approval. Fees may apply. Terms and conditions apply. See a banker for details.

SUMMARY OF ACCOUNT BALANCE

Account Type	Account Number	Account Ending Balance
BUSINESS INSPIRE CHECKING	[REDACTED]	\$0.00

BUSINESS INSPIRE CHECKING [REDACTED]

0151

	<i>Previous Balance</i>	<i>Deposits/Credits</i>	<i>Withdrawals/Debits</i>	<i>Checks Processed</i>	<i>Ending Balance</i>
Count:		20	22	0	
Amount:	0.00	1,514,461.83	1,514,461.83-	0.00	0.00

DEPOSITS/CREDITS

<i>Posting Date</i>	<i>Effective Date</i>	<i>Amount</i>	<i>Description</i>
01/05	01/05	4,306.79	INVESTMENT SWEEP FROM WASATCH FRONT REGIONAL 8077 005464235
01/06	01/06	15,273.00	RDC DEPOSIT - MOBILE
01/06	01/06	55,244.84	INVESTMENT SWEEP FROM WASATCH FRONT REGIONAL 8077 003027805
01/07	01/07	93,554.20	INVESTMENT SWEEP FROM WASATCH FRONT REGIONAL 8077 002780801
01/08	01/08	3,000.00	RDC DEPOSIT - MOBILE
01/09	01/09	21,389.97	INVESTMENT SWEEP FROM WASATCH FRONT REGIONAL 8077 003071598
01/15	01/15	17,500.00	ASAP GRANT PAY REF # 02601 5006496786 ASAP 9051036803GRANT P
01/16	01/16	287,059.52	INVESTMENT SWEEP FROM WASATCH FRONT REGIONAL 8077 003135315
01/20	01/20	378,501.37	FINET EFT 8019577760 REF # 02602 0008801047 FINET EFT 200000
01/21	01/21	248.54	INVESTMENT SWEEP FROM WASATCH FRONT REGIONAL 8077 003007764
01/22	01/22	51,932.71	INVESTMENT SWEEP FROM WASATCH FRONT REGIONAL 8077 002683134
01/23	01/23	104,566.07	INVESTMENT SWEEP FROM WASATCH FRONT REGIONAL 8077 003029201
01/26	01/26	12,500.00	FINET EFT 8019577760 REF # 02602 6004530010 FINET EFT 200000
01/26	01/26	4,882.73	INVESTMENT SWEEP FROM WASATCH FRONT REGIONAL 8077 004460232

ZIONS BANK

January 30, 2026
 WASATCH FRONT REGIONAL COUNCIL

PO BOX 26547
 SALT LAKE CITY, UT 84126-0547

Continued ...

Posting Date	Effective Date	Amount	Description
01/27	01/27	8,499.71	FHWA TREAS 310 MISC PAY REF # 02602 6005572177 FHWA TREAS 31
01/27	01/27	5,000.00	RDC DEPOSIT - MOBILE
01/28	01/28	750.00	The Brookings In EDI PYMNTS REF # 02602 7007042407 The Brook
01/28	01/28	50,447.21	INVESTMENT SWEEP FROM WASATCH FRONT REGIONAL 8077 002645604
01/30	01/30	10,139.00	MOUNTAINLAND ASC 01.29.26 REF # 02602 9009243490 MOUNTAINLAN
01/30	01/30	389,666.17	FINET EFT 8019577760 REF # 02602 9010112827 FINET EFT 200000

CHARGES/DEBITS

Posting Date	Effective Date	Amount	Description
01/05	01/05	173.25 -	EMI HEALTH INS PREM REF # 02600 2003067467 EMI HEALTH 938945
01/05	01/05	4,133.54 -	+Lincoln Nationa EDI PYMNTS REF # 02600 5004700687 +Lincoln
01/06	01/06	55,244.84 -	UTAH STATE RETIR URS PAYMNT REF # 02600 5006573788 UTAH STAT
01/07	01/07	101,954.35 -	ACH OFFSET WASATCH FRONT PAYROLL REF # 02600 7008548435 WASA
01/08	01/08	6,872.85 -	INVESTMENT SWEEP TO WASATCH FRONT REGIONAL CO 8077 002584370
01/09	01/09	17,538.92 -	IRS USATAXPYMT REF # 02600 8010037192 IRS 3387702000USATAXPY
01/09	01/09	5,501.05 -	UTAH801/297-7703 TAX PAYMNT REF # 02600 9000772374 UTAH801/2
01/12	01/12	1,350.00 -	INVESTMENT SWEEP TO WASATCH FRONT REGIONAL CO 8077 004985289
01/15	01/15	5,665.82 -	HEALTHEQUITY INC HealthEqui REF # 02601 4005569950 HEALTHEQU
01/15	01/15	11,834.18 -	INVESTMENT SWEEP TO WASATCH FRONT REGIONAL CO 8077 002761248
01/16	01/16	287,059.52 -	ACH OFFSET WASATCH FRONT PURCHASE REF # 02601 6008027012 WAS
01/20	01/20	378,501.37 -	INVESTMENT SWEEP TO WASATCH FRONT REGIONAL CO 8077 006073207
01/21	01/21	248.54 -	ANALYSIS SERVICE FEE
01/22	01/22	51,932.71 -	UTAH STATE RETIR URS PAYMNT REF # 02602 2002359058 UTAH STAT
01/23	01/23	104,566.07 -	ACH OFFSET WASATCH FRONT PAYROLL REF # 02602 3003952969 WASA
01/26	01/26	17,382.73 -	IRS USATAXPYMT REF # 02602 6005564713 IRS 3387702000USATAXPY
01/27	01/27	501.87 -	WORKFORCE SERVIC UTAH UITAX REF # 02602 6005794782 WORKFORCE
01/27	01/27	5,617.52 -	HEALTHEQUITY INC HealthEqui REF # 02602 6005846551 HEALTHEQU
01/27	01/27	5,470.16 -	UTAH801/297-7703 TAX PAYMNT REF # 02602 7006062522 UTAH801/2
01/27	01/27	1,910.16 -	INVESTMENT SWEEP TO WASATCH FRONT REGIONAL CO 8077 002561852
01/28	01/28	51,197.21 -	UTAH STATE RETIR URS PAYMNT REF # 02602 7007039330 UTAH STAT
01/30	01/30	399,805.17 -	INVESTMENT SWEEP TO WASATCH FRONT REGIONAL CO 8077 003326047

CHECKS PROCESSED

There were no transactions this period.

ACTIVITY COUNT

	During this period
Total Items	46

AGGREGATE OVERDRAFT AND RETURNED ITEM FEES

	Total for This Period	Total Year-to-Date
Total Overdraft Fees	\$0.00	\$0.00
Total Returned Item Fees	\$0.00	\$0.00

To learn more about our other products and services that may lower the cost of managing account overdrafts or to discuss removing overdraft coverage from your account, please contact Customer Service or visit your local branch.

DAILY BALANCE

Date	Balance	Date	Balance	Date	Balance
01/01	\$0.00	01/07	\$6,872.85	01/09	\$1,350.00
01/06	\$15,273.00	01/08	\$3,000.00	01/12	\$0.00

ZIONS BANK®

PO BOX 26547
SALT LAKE CITY, UT 84126-0547

Statement of Accounts

This Statement: January 30, 2026
Last Statement: December 31, 2025

Primary Account: XXXXXXXXXX

0005699 1423-06-0000-ZFN-PG0007-00000
WASATCH FRONT REGIONAL COUNCIL
41 N RIO GRANDE ST STE 103
SALT LAKE CITY, UT 84101-1385

Direct Inquiries to:
800-789-2265
WWW.ZIONS BANK.COM

WE HAVEN'T FORGOTTEN WHO KEEPS US IN BUSINESS. ®

SUMMARY OF ACCOUNT BALANCE

Account Type	Account Number	Account Ending Balance
GOLD BUSINESS SWEEP	XXXXXXXXXX	\$908,057.00

GOLD BUSINESS SWEEP XXXXXXXXXX 0291

	Previous Balance	Deposits/Credits	Withdrawals/Debits	Checks Processed	Ending Balance
Count:		7	10	0	
Amount:	779,987.78	801,701.80	673,632.58	0.00	908,057.00

DEPOSITS/CREDITS

Posting Date	Effective Date	Amount	Description
01/08	01/08	6,872.85	INVESTMENT SWEEP FROM WASATCH FRONT REGIONAL 5983 002584370
01/12	01/12	1,350.00	INVESTMENT SWEEP FROM WASATCH FRONT REGIONAL 5983 004985289
01/15	01/15	11,834.18	INVESTMENT SWEEP FROM WASATCH FRONT REGIONAL 5983 002761248
01/20	01/20	378,501.37	INVESTMENT SWEEP FROM WASATCH FRONT REGIONAL 5983 006073207
01/27	01/27	1,910.16	INVESTMENT SWEEP FROM WASATCH FRONT REGIONAL 5983 002561852
01/30	01/30	399,805.17	INVESTMENT SWEEP FROM WASATCH FRONT REGIONAL 5983 003326047
01/30	01/30	1,428.07	INTEREST PAYMENT

CHARGES/DEBITS

Posting Date	Effective Date	Amount	Description
01/05	01/05	4,306.79	INVESTMENT SWEEP TO WASATCH FRONT REGIONAL CO 5983 005464235
01/06	01/06	55,244.84	INVESTMENT SWEEP TO WASATCH FRONT REGIONAL CO 5983 003027805
01/07	01/07	93,554.20	INVESTMENT SWEEP TO WASATCH FRONT REGIONAL CO 5983 002780801
01/09	01/09	21,389.97	INVESTMENT SWEEP TO WASATCH FRONT REGIONAL CO 5983 003071598
01/16	01/16	287,059.52	INVESTMENT SWEEP TO WASATCH FRONT REGIONAL CO 5983 003135315
01/21	01/21	248.54	INVESTMENT SWEEP TO WASATCH FRONT REGIONAL CO 5983 003007764
01/22	01/22	51,932.71	INVESTMENT SWEEP TO WASATCH FRONT REGIONAL CO 5983 002683134
01/23	01/23	104,566.07	INVESTMENT SWEEP TO WASATCH FRONT REGIONAL CO 5983 003029201
01/26	01/26	4,882.73	INVESTMENT SWEEP TO WASATCH FRONT REGIONAL CO 5983 004460232
01/28	01/28	50,447.21	INVESTMENT SWEEP TO WASATCH FRONT REGIONAL CO 5983 002645604

CHECKS PROCESSED

There were no transactions this period.

ACTIVITY COUNT

During this period

Total Items 17

ZIONS BANK®

January 30, 2026
 WASATCH FRONT REGIONAL COUNCIL

PO BOX 26547
 SALT LAKE CITY, UT 84126-0547

AGGREGATE OVERDRAFT AND RETURNED ITEM FEES

	<i>Total for This Period</i>	<i>Total Year-to-Date</i>
Total Overdraft Fees	\$0.00	\$0.00
Total Returned Item Fees	\$0.00	\$0.00

To learn more about our other products and services that may lower the cost of managing account overdrafts or to discuss removing overdraft coverage from your account, please contact Customer Service or visit your local branch.

DAILY BALANCE

<i>Date</i>	<i>Balance</i>	<i>Date</i>	<i>Balance</i>	<i>Date</i>	<i>Balance</i>
01/01	\$779,987.78	01/12	\$613,714.83	01/23	\$560,243.54
01/05	\$775,680.99	01/15	\$625,549.01	01/26	\$555,360.81
01/06	\$720,436.15	01/16	\$338,489.49	01/27	\$557,270.97
01/07	\$626,881.95	01/20	\$716,990.86	01/28	\$506,823.76
01/08	\$633,754.80	01/21	\$716,742.32	01/30	\$908,057.00
01/09	\$612,364.83	01/22	\$664,809.61		

INTEREST

Interest Earned This Statement Period	\$1,428.07	Number Of Days This Statement Period	30
Interest Paid Year-To-Date 2026	\$1,428.07		
Interest Paid Last Year 2025	\$16,069.34		

Please retain this statement. Interest paid on your account in 2025 was \$16,069.34.

Current interest rate is 2.7900%

Interest rate changes this period:

<i>Date</i>	<i>Rate</i>	<i>Date</i>	<i>Rate</i>	<i>Date</i>	<i>Rate</i>	<i>Date</i>	<i>Rate</i>
01/05	2.8600%	01/06	2.8400%	01/08	2.8300%	01/16	2.8300%
01/20	2.8200%	01/21	2.8300%	01/22	2.8200%	01/23	2.8300%
01/26	2.8400%	01/27	2.8300%	01/28	2.8200%	01/30	2.7900%

STATEMENT OF ACCOUNT

PTIF

UTAH PUBLIC TREASURERS' INVESTMENT FUND

Marlo M. Oaks, Utah State Treasurer, Fund Manager

PO Box 142315

350 N State Street, Suite 180

Salt Lake City, Utah 84114-2315

Local Call (801) 538-1042 Toll Free (800) 395-7665

www.treasurer.utah.gov

WASATCH FRONT REGIONAL COUNCIL

CFO

41 NO. RIO GRANDE ST., STE 103

SALT LAKE CTY UT 84101

Account

Account Period

533

January 01, 2026 through January 31, 2026

Summary

Beginning Balance	\$ 5,415,626.79	Average Daily Balance	\$ 5,415,626.79
Deposits	\$ 17,744.56	Interest Earned	\$ 17,744.56
Withdrawals	\$ 0.00	360 Day Rate	3.8050
Ending Balance	\$ 5,433,371.35	365 Day Rate	3.8579

Date	Activity	Deposits	Withdrawals	Balance
01/01/2026	FORWARD BALANCE	\$ 0.00	\$ 0.00	\$ 5,415,626.79
01/31/2026	REINVESTMENT	\$ 17,744.56	\$ 0.00	\$ 5,433,371.35
01/31/2026	ENDING BALANCE	\$ 0.00	\$ 0.00	\$ 5,433,371.35

{Effective: 01/31/2026} The GASB Fair Value factor at December 31, 2025 is 1.00228826

STATEMENT OF ACCOUNT

PTIF

UTAH PUBLIC TREASURERS' INVESTMENT FUND

Marlo M. Oaks, Utah State Treasurer, Fund Manager

PO Box 142315

350 N State Street, Suite 180

Salt Lake City, Utah 84114-2315

Local Call (801) 538-1042 Toll Free (800) 395-7665

www.treasurer.utah.gov

WASATCH FRONT REG COUNS/BLDG FD

CFO

41 NORTH RIO GRANDE ST., STE 103

SALT LAKE CTY UT 84101

Account

Account Period

8761

January 01, 2026 through January 31, 2026

Summary

Beginning Balance	\$ 1,374,272.18	Average Daily Balance	\$ 1,374,272.18
Deposits	\$ 4,502.87	Interest Earned	\$ 4,502.87
Withdrawals	\$ 0.00	360 Day Rate	3.8050
Ending Balance	\$ 1,378,775.05	365 Day Rate	3.8579

Date	Activity	Deposits	Withdrawals	Balance
01/01/2026	FORWARD BALANCE	\$ 0.00	\$ 0.00	\$ 1,374,272.18
01/31/2026	REINVESTMENT	\$ 4,502.87	\$ 0.00	\$ 1,378,775.05
01/31/2026	ENDING BALANCE	\$ 0.00	\$ 0.00	\$ 1,378,775.05

{Effective: 01/31/2026} The GASB Fair Value factor at December 31, 2025 is 1.00228826