

**OQUIRRH RECREATION AND PARKS DISTRICT**  
**MEETING OF THE BOARD OF TRUSTEES**  
The Element Event Center – Ballroom  
5658 S Cougar Ln (4800 W), Kearns, Utah

March 18, 2026

**WORKING MEETING**

**4:30 PM**

1. Orientation - Facility Tour
2. General Discussion - No Action will be taken during the Working Meeting
3. Manager Reports – Written Reports Only
  - Aquatics Report – Accident Report
  - Operations - Membership Report, Attendance/Incident Report Summary/Closure Report
  - HR
  - Facilities
  - Recreation

**REGULAR MEETING**

**5:30 PM**

1. Call to Order
2. Pledge of Allegiance
3. Citizen’s Comments
4. Paula Larsen – Kearns Community Council
5. Executive Director Report
  - Legislative Update
6. Consideration and Recommendation to Approve Expenditures over \$60,000
  -
7. Approval of Minutes
  - February 18, 2026 - Working Meeting
  - February 18, 2026, - Regular Board Meeting
8. Payables and Financials
  - Ratify March 4, 2026, Payables
  - Approval of March 18, 2026, Payables
  - 2026 February Financials
9. Adjourn

**POSSIBLE CLOSED MEETING**

**8:00 PM**

*Closed meeting to discuss litigation, property acquisition or the character and professional competence or physical or mental health of an individual.*



# Aquatics Department

## Board Report

Brad Peercy

March 18, 2026

---



- Safety – I will have this information for you at the meeting.
- Group Lessons – Our February 18-March 5 three week set had 157 students compared to 127 last year. Our February Saturday only set had 89 students, compared to 96 students last year. Reports included.
- Private Lessons – 136 Private Lessons were taught in February. This is compared to 183 in February of 2025. Report included.
- Water Aerobics – We had 987 patron visits in the month of February compared to 1,114 in February of 2025. Report included.
- Masters Swimming – There were 134 patron visits in February compared to 163 in February of 2025.
- Kearns Youth Aquatic Team – At the recent Utah Age Group Championships held at the South Davis Rec. Center we finished 11<sup>th</sup> out of 26 teams. I've included the Team Scores report for your information.
- URPA Conference – Thank you for the opportunity to attend the URPA Conference in St. George. I learned a lot, both from the educational sessions and from networking.
- March Madness Water Polo Tournaments – We are hosting a water polo tournament over two weekends. There will be teams here from all over the state. Week 1 is March 19-21, mostly boys divisions and Week 2 is for girls, 12U mixed, and 10 mixed divisions. Week 1 has 30 teams in six divisions and will include 46 games. Week 2 has 23 teams in 4 divisions and will have 36 games. The game schedules are attached for your information.
- Utah Swimming Swimposium – I've included the general information for Utah Swimming's Swimposium that will be held here on April 18. As you can see, there are four Olympians and several high level coaches coming to share information.

- Aquatic Safety Supervisor position – Unfortunately for us, Jenny has been hired as the Aquatics Manager at Cottonwood Heights. We are happy for her and her career but sad to see her leave. We are currently in the process of hiring her replacement.

Upcoming large Aquatic Events and activities at our facility:

- March 14 – Indoor Triathlon
- March 19-21 – Boys March Madness Water Polo Tournament
- March 26-28 – Girls, 12U, 10U March Madness Water Polo Tournament
- April 4-5 – Women’s Collegiate Water Polo Association Rocky Mtn Tournament
- April 10-11 – WFFM Long Course Swim Meet
- April 17 – Special Olympics Swim Meet
- April 18 – Utah Swimming Swimposium (Element and Pool)
- April 25 – Swim Academy Swimming Clinic.
- April 30-May 2 – 14U and 10U State Water Polo Championship Tournament
- May 7-9 – 16U and 12U State Water Polo Championship Tournament
- May 14-16 – 18U State Water Polo Championship Tournament
- May 19-20 – KYAT Long Course Classic Swim Meet
- May 30 – Swim Academy Swimming Clinic
- June 5-6 – SLC Legends Long Course Meet
- June 10-Aug 5 – Masters Water Polo League – Wednesday nights
- June 12-14 – Kearns Summer Invitational Water Polo Tournament
- June 19-20 – SDAT Long Course Swim Meet
- June 26-27 – WFFM Long Course Swim Meet
- July 11– Swim Academy Swimming Clinic
- July 16-18 – Utah Age Group (14U) LC Swimming Championships
- July 20-22 – Utah Senior LC Swimming Championships
- August 1 – Utah Rec and Parks Association (URPA) Lifeguard Games

## AQUATIC PROGRAM PARTICIPATION REPORT

<b>SET #3 (Winter 3): February 18- March 5, 2026</b>											
<b>CLASS NAME</b>	M/W AM		M/W PM		T/TH AM		T/TH PM		SET TOTALS		
	# of Classes	# of Students	# of Classes	# of Students	# of Classes	# of Students	# of Classes	# of Students	# of Classes	# of Students	Avg. Class size
Guppy 3+	1	2	1	1			2	4	4	7	1.75
Clownfish 3+	1	2	4	16			3	13	8	31	3.88
Sting Ray 3+	2	6	4	13			4	15	10	34	3.40
Eel 3+	2	4	4	6			4	7	10	17	1.70
Seal 3+	1	3	2	4			3	7	6	14	2.33
<b>Swim School Totals</b>	<b>7</b>	<b>17</b>	<b>15</b>	<b>40</b>			<b>16</b>	<b>46</b>	<b>38</b>	<b>103</b>	
Barracuda 3+	0	0	2	7			1	3	3	10	3.33
Sea Lion 3+	0	0	3	4			1	2	4	6	1.50
Dolphin 3+	1	4	2	9			1	4	4	17	4.25
Whale 3+	0	0	2	3			1	4	3	7	2.33
Shark 3+	0	0	1	3			1	5	2	8	4.00
<b>Stroke School TOTALS</b>	<b>1</b>	<b>4</b>	<b>10</b>	<b>26</b>			<b>5</b>	<b>18</b>	<b>16</b>	<b>48</b>	
<b>TOTALS</b>	<b>8</b>	<b>21</b>	<b>25</b>	<b>66</b>	<b>0</b>	<b>0</b>	<b>21</b>	<b>64</b>	<b>54</b>	<b>151</b>	<b>2.8</b>
Adults	0	0	0	0			0	0	0	0	#DIV/0!
Adaptive	0	0	0	0			0	0	0	0	#DIV/0!
Jr. Chompers	0	0	0	0			1	6	1	6	6.00
Jr. Polo									0	0	#DIV/0!
<b>TOTALS</b>	<b>0</b>	<b>0</b>	<b>0</b>	<b>0</b>	<b>0</b>	<b>0</b>	<b>1</b>	<b>6</b>	<b>1</b>	<b>6</b>	<b>6.0</b>
<b>GRAND TOTAL:</b>	<b>8</b>	<b>21</b>	<b>25</b>	<b>66</b>	<b>0</b>	<b>0</b>	<b>22</b>	<b>70</b>	<b>55</b>	<b>157</b>	<b>2.9</b>

# AQUATIC PROGRAM PARTICIPATION REPORT

February /Monthly	February 1-28, 2026				
<u>CLASS NAME</u>	Saturday AM		SET TOTALS		
	# of Classes	# of Students	# of Classes	# of Students	Avg. Class size
Guppy 3+	2	7	2	7	3.50
Clownfish 3+	3	12	3	12	4.00
Sting Ray 3+	4	16	4	16	4.00
Eel 3+	2	3	2	3	1.50
Seal 3+	4	16	4	16	4.00
<b>Swim School Totals</b>	<b>15</b>	<b>54</b>	<b>15</b>	<b>54</b>	
Barracuda 3+	2	5	2	5	2.50
Sea Lion 3+	1	1	1	1	1.00
Dolphin 3+	1	5	1	5	5.00
Whale 3+	1	2	1	2	2.00
Shark 3+	1	4	1	4	4.00
<b>Stroke school totals</b>	<b>6</b>	<b>17</b>	<b>6</b>	<b>17</b>	
<b>TOTALS</b>	<b>21</b>	<b>71</b>	<b>21</b>	<b>71</b>	<b>3.4</b>
Waterbabies	1	4	1	4	4.00
Adaptive	5	5	5	5	1.00
Adults	2	9	2	9	4.50
<b>TOTALS</b>	<b>8</b>	<b>18</b>	<b>8</b>	<b>18</b>	<b>2.3</b>
<b>GRAND TOTAL:</b>	<b>29</b>	<b>89</b>	<b>29</b>	<b>89</b>	<b>3.1</b>

## AQUATIC GROUP LESSON PARTICIPATION TOTALS

2026 Sets		3 Week Sets	Monthly Sets	Total	Months
Winter 1	1	130	117	247	Jan
Winter 2	2	142		142	Jan/Feb
Winter 3	3	157	89	246	Feb/Mar
Winter 4	4			0	Mar
Spring 1	5			0	Apr
Spring 2	6		0	0	Apr/May
Spring 3	7			0	May
Summer 1	8			0	Jun
Summer 2	9		0	0	Jun/ Jul
Summer 3	10			0	Jul
Summer 4	11		0	0	Jul/Aug
Summer 5	12			0	Aug
Summer 6	13			0	
Fall 1	14			0	Sept
Fall 2	15			0	Oct
Fall 3	16			0	Oct/Nov
Fall 4	17			0	Nov
Fall 5	18			0	Dec
<b>TOTALS</b>		<b>429</b>	<b>206</b>	<b>635</b>	

### ***GROUP LESSON COMPARISON***

Set	2015	2016	2017	2018	2019	2020	2021	2022	2023	2024	2025	2026
1	157	20	167	157	52	104	0	172	225	197	187	247
2	249	195	244	191	191	192	229	0	166	114	208	142
3	237	248	283	242	195	331	211	185	312	232	127	246
4	278	307	362	311	217	357	263	202	390	284	282	0
5	300	346	326	200	271	0	429	36	388	211	289	0
6	298	298	224	314	344	0	394	205	267	158	199	0
7	276	224	378	345	368	0	321	268	408	274	320	0
8	270	240	388	302	386	0	515	899	880	669	802	0
9	863	961	1091	900	1003	775	1085	873	649	473	789	0
10	923	959	1079	988	997	759	1038	1016	527	437	476	0
11	813	834	1003	789	936	633	793	506	470	227	369	0
12	360	421	458	314	257	503	452	264	199	269	0	0
13	272	360	350	278	266	290	261	367	377	193	0	0
14	256	304	258	149	292	201	196	363	176	128	260	0
15	269	294	195	150	120	215	245	197	307	210	200	0
16	261	232	232	131	195	227	299	312	99	191	132	0
17	115	163	159	113	125	0	234	92	115	114	209	0
18									19	174	182	0
19									190	47	0	0
20									85	0	0	
<b>Grand Total</b>	<b>6197</b>	<b>6406</b>	<b>7197</b>	<b>5874</b>	<b>6215</b>	<b>4587</b>	<b>6965</b>	<b>5957</b>	<b>6249</b>	<b>4602</b>	<b>5031</b>	<b>635</b>

## AQUATIC PRIVATE LESSON PARTICIPATION TOTALS

	2016	2017	2018	2019	2020	2021	2022	2023	2024	2025	2026
<b>January</b>	277	485	394	375	252	418	326	366	201	172	166
<b>February</b>	376	496	401	393	253	390	449	401	206	183	136
<b>March</b>	438	808	407	507	0	516	419	253	194	171	
<b>April</b>	571	600	450	405	0	542	558	257	220	177	
<b>May</b>	546	766	498	449	0	679	564	347	274	171	
<b>June</b>	971	830	802	624	303	903	649	542	388	398	
<b>July</b>	1091	1005	831	858	348	895	711	507	430	462	
<b>August</b>	894	684	759	581	489	675	786	306	380	272	
<b>September</b>	490	451	460	425	324	644	436	216	204	182	
<b>October</b>	489	458	470	344	377	475	395	281	156	120	
<b>November</b>	443	423	370	300	97	453	258	477	127	129	
<b>December</b>	344	297	208	269	179	410	323	248	107	128	
<b>TOTAL</b>	<b>6930</b>	<b>7303</b>	<b>6050</b>	<b>5530</b>	<b>2622</b>	<b>7000</b>	<b>5874</b>	<b>4201</b>	<b>2887</b>	<b>2565</b>	<b>302</b>

## 2026 Water Fitness Class Attendance

	Jan	Feb	Mar	Apr	May	Jun	Jul	Aug	Sep	Oct	Nov	Dec	TOTAL
6:00 AM	248	230											478
8:45 AM	564	508											1,072
10 AM	156	150											306
8:15 PM	134	99											233
<b>2026</b>	<b>1,102</b>	<b>987</b>											<b>2,089</b>
6:00 AM	303	257	226	260	241	235	292	284	285	249	210	250	3,092
8:45 AM	673	567	563	597	564	598	612	682	618	469	430	468	6,841
10 AM	194	177	165	201	169	175	242	217	194	160	129	137	2,160
8:15 PM	148	113	147	170	114	142	205	160	160	157	82	88	1,686
<b>2025</b>	<b>1,318</b>	<b>1,114</b>	<b>1,101</b>	<b>1,228</b>	<b>1,088</b>	<b>1,150</b>	<b>1,351</b>	<b>1,343</b>	<b>1,257</b>	<b>1,035</b>	<b>851</b>	<b>943</b>	<b>13,779</b>
6:00 AM	199	253	227	219	227	234	268	310	264	316	284	280	3,081
8:45 AM	519	622	566	659	638	529	614	655	587	660	621	618	7,288
10 AM	226	227	227	245	213	204	194	233	164	202	142	170	2,447
8:15 PM	70	45	90	87	98	146	160	184	114	123	82	58	1,257
<b>2024</b>	<b>1,014</b>	<b>1,147</b>	<b>1,110</b>	<b>1,210</b>	<b>1,176</b>	<b>1,113</b>	<b>1,236</b>	<b>1,382</b>	<b>1,129</b>	<b>1,301</b>	<b>1,129</b>	<b>1,126</b>	<b>14,073</b>
6:00 AM	159	158	129	135	205	285	187	219	175	205	179	184	2,220
8:45 AM	518	518	545	470	580	619	537	594	523	544	517	438	6,403
10 AM	225	190	198	194	233	228	229	292	233	232	189	166	2,609
8:15 PM	65	63	90	44	107	145	134	150	133	67	57	34	1,089
<b>2023</b>	<b>967</b>	<b>929</b>	<b>962</b>	<b>843</b>	<b>1,125</b>	<b>1,277</b>	<b>1,087</b>	<b>1,255</b>	<b>1,064</b>	<b>1,048</b>	<b>942</b>	<b>822</b>	<b>12,321</b>
6:00 AM	102	95	150	125	128	145	127	126	158	170	159	139	1,624
8:45 AM	375	351	453	435	512	489	505	632	569	538	463	473	5,795
10 AM	193	216	317	242	294	252	230	265	257	214	221	171	2,872
8:15 PM	115	161	150	113	129	175	158	215	72	78	56	38	1,460
<b>2022</b>	<b>785</b>	<b>823</b>	<b>1,070</b>	<b>915</b>	<b>1,063</b>	<b>1,061</b>	<b>1,020</b>	<b>1,238</b>	<b>1,056</b>	<b>1,000</b>	<b>899</b>	<b>821</b>	<b>11,751</b>
2021	734	700	852	866	973	1,206	1,270	1,304	1,122	990	818	757	11,592
2020	1248	1123	538	0	0	666	752	849	816	884	669	801	8,346
2019	1183	1033	1272	1275	1216	1432	1604	1475	1177	1073	1013	1104	14,857
2018	1192	1055	1205	1199	1271	1287	1298	1485	1378	1439	1120	1188	15,117
2017	957	1143	1401	1256	1288	1266	1150	1335	1018	1048	977	1097	13,936
<b>3-YR AVG</b>	<b>1,044</b>	<b>1,007</b>	<b>1,057</b>	<b>977</b>	<b>1,022</b>	<b>1,162</b>	<b>1,196</b>	<b>1,296</b>	<b>1,113</b>	<b>1,091</b>	<b>935</b>	<b>962</b>	<b>12,864</b>

**2026 UTAGS Championships, Sanction #: UT 26-005****March 4-7, 2026****Team Rankings - Through Event 108****Combined Team Scores**

<b>Place</b>	<b>Team</b>		<b>Points</b>
1	Omega Aquatics	Omega Aquatics	4,939
2	Wasatch Front Fish Market	Wasatch Front Fish Market	4,270
3	Utah Valley Aquatics	Utah Valley Aquatics	2,870
4	Hilltop Aquatic Swim Team	Hilltop Aquatic Swim Team	1,996.50
5	Cottonwood Heights Aquatics	Cottonwood Heights Aquatics	1,863.50
6	Lehi Aquatics	Lehi Aquatics	1,608.50
7	Park City Swimming	Park City Swimming	1,388.50
8	South Davis Aquatic Team	South Davis Aquatic Team	1,262.50
9	Swim Lake City Legends	Swim Lake City Legends	1,236.50
10	Southern Utah Swimming Associa	Southern Utah Swimming Associa	1,028.50
11	Kearns Youth Aquatic Team	Kearns Youth Aquatic Team	1,010.50
12	Cache Valley Marlins Swim Team	Cache Valley Marlins Swim Team	763
13	Cedar Swim Club	Cedar Swim Club	650.50
14	Skyline Swim Club	Skyline Swim Club	598
15	Clearfield City Aquatic Team	Clearfield City Aquatic Team	486
16	Barracuda Aquatic Club	Barracuda Aquatic Club	400
17	West Valley Aquatics	West Valley Aquatics	349
18	Layton Surfers	Layton Surfers	221
19	Wasatch Swim Club	Wasatch Swim Club	217
20	Pirate Swim Club	Pirate Swim Club	191
21	Life Time Fitness Utah Swim Te	Life Time Fitness Utah Swim Te	183
22	Tooele Sea Serpents	Tooele Sea Serpents	106.50
23	Piranha Swimming	Piranha Swimming	98
24	Wasatch Water Dragons	Wasatch Water Dragons	21
24	Murray Aquatic Club	Murray Aquatic Club	21
26	Unattached	Unattached	19
27	Greater Ogden Aquatics	Greater Ogden Aquatics	15
<b>Total</b>			<b>27,813.00</b>

# 2026 Kearns March Madness Tournament

WEEKEND #1: MARCH 19-21

Kearns Oquirrh Park Fitness Center, 5624 S. Cougar Lane, Kearns, UT, 84118

FINAL

## DIVISIONS

18U Mens Gold	
<b>A</b>	Kearns Gold Park City Murray
<b>B</b>	Olympus Kearns Black Cache

18U Mens Silver	
<b>A</b>	Cyprus Bear River Canyon View Tooele
<b>B</b>	Murray Park City Kearns Gold

14U Mixed Gold	
<b>A</b>	Kearns Green Olympus Bear River
<b>B</b>	Murray Park City Kearns Gold

16U Mens Gold	
<b>A</b>	Kearns Gold Murray Cache
<b>B</b>	Skyline Park City Bear River

16U Mens Silver	
<b>A</b>	Kearns Black Cyprus South Davis Wasatch
<b>B</b>	Cache Cedar South Davis Skyline

14U Mixed Silver	
<b>A</b>	Cache Cedar South Davis Skyline
<b>B</b>	Kearns Gold Olympus Cyprus Skyline Kearns Gold

### Tournament Rules

- The team listed to wear white caps will start the game to the table's left.
  - Teams must provide a scoresheet from the USAWP system to the table.
  - Teams must be prepared to show verified rosters and picture ID's if requested.
  - Age is determined by the athlete's age as of May 1, 2026.
  - Teams must bring their own warm up balls and caps.
  - 18 & Under Girls - 6 min quarters, size 4 ball, 30 second shot clock.
  - 18 & Under Boys - 6 min quarters, size 5 ball, 30 second shot clock.
  - 14 & Under Mixed - 6 min quarters, size 4 ball, 30 second shot clock.
  - 12 & Under Mixed - 5 min quarters, size 3 ball, 30 second shot clock.
  - 10 & Under Mixed - 5 min quarters, size 2 ball, 30 second shot clock.
  - 1 full timeout per team per game.
  - No overtime in round robin/pool play. Only final placement games.
  - Overtime for final placement games will be shoot-out.
  - Teams earn the following points with a win in pool play. The team with the most points after pool play earns first in their pool.
  - 3 pts = Regulation Win, 2 pts = Tie, 1 pt = Regulation Loss, 0 pts = Forfeit Loss.
- Ties in pool play are split using the following rules:**
- 2-Way Tie = Head-to-Head Outcome
  - 3-Way Tie = (a) Goals Allowed, (b) Goal Differential, (c) Goals Scored

45

### Thursday, March 19

Time	Course	Division	Game ID	White Caps	Dark Caps	Score	W/D
4:00 PM	EAST	18u Mens Gold	18u_Men_G02	Murray	Kearns Gold		
4:55 PM	EAST	18u Mens Gold	18u_Men_G04	Kearns Black	Olympus		
5:50 PM	EAST	18u Mens Silver	18u_Men_S03	Tooele	Cyprus		
6:45 PM	EAST	16u Mens Gold	16u_Men_G04	Park City	Skyline		
7:40 PM	EAST	16u Mens Gold	16u_Men_G01	Murray	Kearns Gold		

### Thursday, March 19

Time	Course	Division	Game ID	White Caps	Dark Caps	Score	W/D
4:00 PM	WEST	16u Mens Silver	16u_Men_S03	Wasatch	Kearns Black		
4:55 PM	WEST	14u Mixed Gold	14u_Mixed_G04	Park City	Murray		
5:50 PM	WEST	14u Mixed Silver	14u_Mixed_S06	Skyline	South Davis		
6:45 PM	WEST	14u Mixed Gold	14u_Mixed_G01	Olympus	Kearns Green		
7:40 PM	WEST	16u Mens Silver	16u_Men_S05	Wasatch	Cyprus		

### Friday, March 20

Time	Course	Division	Game ID	White Caps	Dark Caps	Score	W/D
2:30 PM	EAST	16u Mens Gold	16u_Men_G02	Cache	Kearns Gold		
3:30 PM	EAST	18u Mens Silver	18u_Men_S02	Canyon View	Cyprus		
4:25 PM	EAST	16u Mens Gold	16u_Men_G03	Cache	Murray		
5:20 PM	EAST	18u Mens Silver	18u_Men_S05	Tooele	Bear River		
6:15 PM	EAST	18u Mens Gold	18u_Men_G06	Cache	Kearns Black		
7:10 PM	EAST	16u Mens Gold	16u_Men_G05	Bear River	Skyline		
8:05 PM	EAST	18u Mens Gold	18u_Men_G03	Murray	Park City		

### Friday, March 20

Time	Course	Division	Game ID	White Caps	Dark Caps	Score	W/D
2:30 PM	WEST	14u Mixed Silver	14u_Mixed_S02	South Davis	Cache		
3:30 PM	WEST	14u Mixed Silver	14u_Mixed_S05	Skyline	Cedar		
4:25 PM	WEST	14u Mixed Gold	14u_Mixed_G02	Bear River	Kearns Green		
5:20 PM	WEST	14u Mixed Silver	14u_Mixed_S04	South Davis	Cedar		
6:15 PM	WEST	14u Mixed Gold	14u_Mixed_G05	Kearns Gold	Murray		
7:10 PM	WEST	16u Mens Silver	16u_Men_S02	South Davis	Kearns Black		

### Saturday, March 21

Time	Course	Division	Game ID	White Caps	Dark Caps	Score	W/D
8:00 AM	EAST	18u Mens Silver	18u_Men_S06	Tooele	Canyon View		
8:55 AM	EAST	16u Mens Gold	16u_Men_G06	Bear River	Park City		
9:50 AM	EAST	18u Mens Silver	18u_Men_S01	Park City	Kearns Gold		
10:45 AM	EAST	18u Mens Silver	18u_Men_S01	Bear River	Cyprus		
11:40 AM	EAST	18u Mens Gold	18u_Men_G05	Cache	Olympus		
12:35 PM	EAST	16u Mens Gold	16u_Men_G07	3RD B	3RD A		
1:30 PM	EAST	16u Mens Gold	16u_Men_G08	2ND B	2ND A		
2:25 PM	EAST	16u Mens Gold	16u_Men_G09	1ST B	1ST A		
3:20 PM	EAST	18u Mens Gold	18u_Men_G07	3RD B	3RD A		
4:15 PM	EAST	18u Mens Gold	18u_Men_G08	2ND B	2ND A		
5:10 PM	EAST	18u Mens Gold	18u_Men_G09	1ST B	1ST A		

### Saturday, March 21

Time	Course	Division	Game ID	White Caps	Dark Caps	Score	W/D
8:00 AM	WEST	14u Mixed Gold	14u_Mixed_G06	Kearns Gold	Park City		
8:55 AM	WEST	16u Mens Silver	16u_Men_S06	Wasatch	South Davis		
9:50 AM	WEST	14u Mixed Gold	14u_Mixed_G03	Bear River	Olympus		
10:45 AM	WEST	14u Mixed Silver	14u_Mixed_S01	Cedar	Cache		
11:40 AM	WEST	16u Mens Silver	16u_Men_S04	South Davis	Cyprus		
12:35 PM	WEST	18u Mens Silver	18u_Men_S04	Canyon View	Bear River		
1:30 PM	WEST	16u Mens Silver	16u_Men_S01	Cyprus	Kearns Black		
2:25 PM	WEST	14u Mixed Silver	14u_Mixed_S03	Skyline	Cache		
3:20 PM	WEST	14u Mixed Gold	14u_Mixed_G07	3RD B	3RD A		
4:15 PM	WEST	14u Mixed Gold	14u_Mixed_G08	2ND B	2ND A		
5:10 PM	WEST	14u Mixed Gold	14u_Mixed_G09	1ST B	1ST A		

# 2026 Kearns March Madness Tournament

WEEKEND #2: MARCH 26-28  
 Kearns Oquirrh Park Fitness Center, 5624 S. Cougar Lane, Kearns, UT, 84118

FINAL

## DIVISIONS

<b>18U Girls</b> A Kearns Gold Kearns Black Skyline Bear River 12	<b>12U Mixed Gold</b> A Kearns Gold Kearns Green Olympus Park City 6	<b>12U Mixed Silver</b> B Bear River Cedar Murray Black Murray Orange 9	<b>10U Mixed</b> Kearns Olympus Park City Bear River Cedar Murray 9
----------------------------------------------------------------------------------	-------------------------------------------------------------------------------------	----------------------------------------------------------------------------------------	------------------------------------------------------------------------------------------

## Tournament Rules

- The team listed first will wear white caps and starts the game to the table's left.
  - Teams must provide a scoresheet from the USAWP system to the table.
  - Teams must be prepared to show verified rosters and picture ID's if requested.
  - Age is determined by the athlete's age as of May 1, 2026.
  - Teams must bring their own warm up balls and caps.
  - 18 & Under Girls - 6 min quarters, size 4 ball, 30 second shot clock.
  - 14 & Under Boys - 6 min quarters, size 4 ball, 30 second shot clock.
  - 12 & Under Mixed - 5 min quarters, size 4 ball, 30 second shot clock.
  - 10 & Under Mixed - 5 min quarters, size 3 ball, 30 second shot clock.
  - 10 & Under Mixed - 5 min quarters, size 2 ball, 30 second shot clock.
  - 1 full timeout per team per game.
  - No overtime in round robin/play. Only final placement games.
  - Overtime for final placement games will be shootout.
  - Teams earn the following points with a win in pool play. The team with the most points after pool play earns first in their pool.
  - 3 pts = Regulation Win, 2 pts = Tie, 1 pt = Regulation Loss, 0 pts = Forfeit Loss.
- Ties in pool play are split using the following rules:**
- 2-Way Tie = Head-to-Head Outcome
  - 3-Way Tie = (a) Goals Allowed, (b) Goal Differential, (c) Goals Scored, ..

44

KEARNS EAST COURSE							score	WLD
Time	Course	Division	Game ID	White Caps	Dark Caps	Dark Caps	score	WLD
Thursday, March 26								
4:00 PM	EAST	NO GAMES						
4:55 PM	EAST	NO GAMES						
5:50 PM	EAST	NO GAMES						
6:45 PM	EAST	NO GAMES						
7:40 PM	EAST	NO GAMES						
Friday, March 27								
3:30 PM	EAST	18u Womens	18u_Womens_04	Kearns Black	Skyline	Bear River	Group A	Group A
4:25 PM	EAST	18u Womens	18u_Womens_03	Kearns Gold	Olympus	Bear River	Group A	Group A
5:20 PM	EAST	12u Mixed Gold	12u_Mixed_G02	Kearns Gold	Olympus	Park City	Round Robin	Round Robin
6:15 PM	EAST	12u Mixed Gold	12u_Mixed_G05	Kearns Green	Park City	Bear River	Group A	Group A
7:10 PM	EAST	18u Womens	18u_Womens_06	Skyline	Cache	Cache	Group A	Group B
8:05 PM	EAST	18u Womens	18u_Womens_07	Wasatch	Cache	Cache	Group B	Group B
Saturday, March 28								
8:00 AM	EAST	18u Womens	18u_Womens_02	Kearns Gold	Skyline	Skyline	Group A	Group A
8:55 AM	EAST	18u Womens	18u_Womens_05	Kearns Black	Bear River	Bear River	Group A	Group A
9:50 AM	EAST	12u Mixed Gold	12u_Mixed_G01	Kearns Gold	Kearns Green	Kearns Green	Round Robin	Round Robin
10:45 AM	EAST	18u Womens	18u_Womens_09	Cache	Topole	Topole	Group B	Group B
11:40 AM	EAST	16u Womens	16u_Womens_01	Kearns	Skyline	Skyline	League Game	League Game
12:35 PM	EAST	12u Mixed Gold	12u_Mixed_G06	Olympus	Park City	Park City	Round Robin	Round Robin
1:30 PM	EAST	18u Womens	18u_Womens_10	3RD A	3RD B	3RD B	Placing	Placing
2:25 PM	EAST	18u Womens	18u_Womens_11	2ND A	2ND B	2ND B	Placing	Placing
3:20 PM	EAST	18u Womens	18u_Womens_12	1ST A	1ST B	1ST B	Placing	Placing
4:15 PM	EAST	12u Mixed Gold	12u_Mixed_G03	Kearns Gold	Park City	Park City	Round Robin	Round Robin
5:10 PM	EAST							


36


KEARNS WEST COURSE							score	WLD
Time	Course	Division	Game ID	White Caps	Dark Caps	Dark Caps	score	WLD
Thursday, March 26								
4:00 PM	WEST	12u Mixed Silver	12u_Mixed_S06	Skyline	Murray Orange	Murray Orange	Group B	Group B
4:55 PM	WEST	12u Mixed Gold	12u_Mixed_G04	Kearns Green	Olympus	Olympus	Round Robin	Round Robin
5:50 PM	WEST	10u Mixed	10u_Mixed_01	Kearns	Olympus	Olympus	Group A	Group A
6:45 PM	WEST	18u Womens	18u_Womens_08	Wasatch	Topole	Topole	Group B	Group B
7:40 PM	WEST							
Friday, March 27								
3:30 PM	WEST	12u Mixed Silver	12u_Mixed_S02	Bear River	Murray Black	Murray Black	Group A	Group A
4:25 PM	WEST	10u Mixed	10u_Mixed_02	Kearns	Park City	Park City	Group A	Group A
5:20 PM	WEST	10u Mixed	10u_Mixed_05	Bear River	Murray	Murray	Group B	Group B
6:15 PM	WEST	12u Mixed Silver	12u_Mixed_S05	Cache	Murray Orange	Murray Orange	Group A	Group A
7:10 PM	WEST	12u Mixed Silver	12u_Mixed_S03	Cedar	Murray Black	Murray Black	Group A	Group A
8:05 PM	WEST	10u Mixed	10u_Mixed_06	Cedar	Murray	Murray	Group B	Group B
Saturday, March 28								
8:00 AM	WEST	10u Mixed	10u_Mixed_03	Olympus	Park City	Park City	Group A	Group A
8:55 AM	WEST	10u Mixed	10u_Mixed_04	Bear River	Cedar	Cedar	Group B	Group B
9:50 AM	WEST	12u Mixed Silver	12u_Mixed_S04	Cache	Skyline	Skyline	Group B	Group B
10:45 AM	WEST	12u Mixed Silver	12u_Mixed_S01	Bear River	Cedar	Cedar	Group A	Group A
11:40 AM	WEST	10u Mixed	10u_Mixed_07	3RD A	3RD B	3RD B	Placing	Placing
12:35 PM	WEST	10u Mixed	10u_Mixed_08	2ND A	2ND B	2ND B	Placing	Placing
1:30 PM	WEST	10u Mixed	10u_Mixed_09	1ST A	1ST B	1ST B	Placing	Placing
2:25 PM	WEST	12u Mixed Silver	12u_Mixed_S07	3RD A	3RD B	3RD B	Placing	Placing
3:20 PM	WEST	12u Mixed Silver	12u_Mixed_S08	2ND A	2ND B	2ND B	Placing	Placing
4:15 PM	WEST	12u Mixed Silver	12u_Mixed_S09	1ST A	1ST B	1ST B	Placing	Placing
5:10 PM	WEST							

44

 TOGETHER WE MAKE WAVES   
Utah Swimming Swimposium '26

A magnificent day of elite training, community building, and professional development.

 **DATE:** Saturday, April 18th, 2026, 9:30AM – 4PM

 **LOCATION:** Kearns Oquirrh Park Fitness Center (5624 N Cougar Lane, Kearns, UT 84118)

**REGISTRATION DEADLINE: APRIL 1, 2026**

Space is limited for water clinics—register early to secure your spot! [REGISTRATION LINK](#)

([https://docs.google.com/forms/d/e/1FAIpQLSc5GTxqhWTZZ\\_IWS079V-](https://docs.google.com/forms/d/e/1FAIpQLSc5GTxqhWTZZ_IWS079V-kL_pSyDc99gUVHl2FtQzEfb_QJ_g/viewform?usp=header)

[kL\\_pSyDc99gUVHl2FtQzEfb\\_QJ\\_g/viewform?usp=header](https://docs.google.com/forms/d/e/1FAIpQLSc5GTxqhWTZZ_IWS079V-kL_pSyDc99gUVHl2FtQzEfb_QJ_g/viewform?usp=header))

 **ELITE WATER CLINICS**

Gain hands-on technique training from world-class Olympic and elite athletes:

- **JORDAN CROOKS:** 2024 Olympian & World Champion
- **KATHARINE BERKOFF:** 2-time Olympic Medalist & NCAA Champion
- **KAYKY MOTA:** 2024 Olympian & Brazilian National Record Holder
- **RHYAN WHITE:** Olympic Medalist & World Champion

 **FEATURED SPEAKER SESSIONS**

Specialized tracks for athletes, coaches, and parents led by industry experts:

- **CHRISTEN SHEFCHUNAS:** Renowned Confidence Coach for Olympians including **Gretchen Walsh** and **Lilly King**.
- **DAN KESLER:** NC State Associate Head Coach and 2023 WAC Coach of the Year. Expertise in distance training and elite team culture.
- **MACKENZIE NOVELL:** [ASCA Board Member](#) and veteran FAST Coach. Specialist in age-group development and parent-coach synergy.

 **TAILORED TRACKS**

- **ATHLETES:** Elite stroke clinics, starts/turns, and leadership workshops.
- **COACHES:** Professional education
- **PARENTS:** Navigating the competitive journey and effectively supporting athlete growth.





# Operations Division

## Board Report

Sam Page

March 2026

66 days to summer

---

### Security

0 - incidents

### Admissions

**27,772 - Total admission for February 2026**

Member admits – 23,816

General admits – 3,031

Oval track – 880

Public skate –45

**28,259 - Total admission for February 2025**

Member admits – 23,812

General admits – 3,175

Oval track – 1,193

Public skate - 79

### Memberships – Total – 4,587

New memberships – 69 in-house / online -29

Renewed memberships from – 64 in-house / online – 12

Employee membership - 236

Cancelled memberships – 33

Business memberships – 67

Grandfathered memberships – 50

Neighbor memberships – 3

Non-Resident memberships – 488

Senior Specialty memberships – 1612

Resident memberships – 2,204

US Speedskating National Team - 30

Oval Employee – 10

### Closures

- 0 closures for February

### Operations

- Nothing to report 😊

## February 2026 Membership cancellation

	Resident	Non-Resident	Household	Family	Couple	Single	Senior	Reason
1	x					x		no reason
2	x					x		Do not like facility hours
3	x					x		joined another gym
4	x					x		Moved
5	x					x		Moved
6	x					x		Moved
7	x					x		Financial
8		x				x		Lower back pain
9		x				x		Dirty Sauna
10		x				x		Do not use
11		x				x		Moved
12	x					x	x	Closed checking account
13	x					x	x	No reason
14	x				x			No reason
15	x				x			No reason
16	x				x			No reason
17	x				x			No reason
18		x			x			Too expensive
19		x			x			Moved
20		x			x			No reason
21	x		x					Do not use
22	x		x					Do not use
23	x		x					Do not use
24	x		x					Do not use
25	x		x					Do not use
26	x		x					Do not use
27	x		x					Do not use
28	x		x					Do not use

	Resident	Non-Resident	Household	Family	Couple	Single	Senior	Reason
29	x		x					Do not use
30	x		x					Moved
31	x		x					Daughter left for the Army
32	x		x					Financial
33		x	x					No reason

<b>Total</b>	<b>33</b>
1	Closed checking account
1	daughter left for Army
1	Dirty Sauna
1	Do not like facility hours
10	Do not use
2	Financial
1	Joined another gym
1	lower back pain
6	Moved
8	No reason
1	Too Expensive

February 2026  
Memebership Report

<b>Membership name</b>	<b>Units</b>	<b>Monthly Membership name</b>	<b>Units</b>
Business Couple - Annual	9		
Business Household of 13 - Annual	1		
Business Household Up To 5 - Annual	10		
Business Single - Annual	6		
Couple - Annual	41	67	
Employee Household	214		
Employee Single Membership	22	236	
Grandfathered Family - Annual	1	Non-Resident Grandfathered Family - Monthly	4
Resident Grandfathered Family - Annual	3	4 Resident Grandfathered Family - Monthly	42
			46
Household of 10 - Annual	2		
Household of 6 - Annual	18		
Household of 7 - Annual	3		
Household of 8 - Annual	3		
Household of 9 - Annual	1		
Household Up To 5 - Annual	98	125	
Neighbor Member - Annual	3	3	
Non-Resident Couple - Annual	26	Non-Resident Couple - Monthly	50
Non-Resident Household of 8 - Annual	1	Non-Resident Household of 10 - Monthly	2
Non-Resident Household of 9 - Annual	1	Non-Resident Household of 6 - Monthly	7
Non-Resident Household up to 5 - Annual	41	Non-Resident Household of 7 - Monthly	2
Non-Resident Household up to 6 - Annual	11	Non-Resident Household of 9 - Monthly	1
Non-Resident Household up to 7 - Annual	3	Non-Resident Household up to 5 - Monthly	58
Non-Resident Senior Couple - Annual	23	Non-Resident Senior Couple - Monthly	10
Non-Resident Senior Couple - Annual	23	Non-Resident Senior Single - Monthly	36
Non-Resident Senior Single - Annual	53	Non-Resident Single - Monthly	103
Non-Resident Single - Annual	37	219 Resident Couple - Monthly	202
Renew Active	974	Resident Household of 10 - Monthly	4
Silver and Fit	149	Resident Household of 12 - Monthly	2
Silver Sneakers	489	Resident Household of 13- Monthly	1
		1,612 Resident Household of 15 - Monthly	1
Resident Couple - Annual	136	Resident Household of 6 - Monthly	107
Resident Household of 10- Annual	1	Resident Household of 7 - Monthly	47
Resident Household of 11 - Annual	1	Resident Household of 8 - Monthly	16
Resident Household of 6 - Annual	54	Resident Household of 9 - Monthly	7
Resident Household of 7 - Annual	17	Resident Household Up To 5 - Monthly	661
Resident Household of 9 - Annual	2	Resident Senior Couple - Monthly	64
Resident Household Up To 5 - Annual	245	Resident Senior Single - Monthly	67
Resident Household up to 8 - Annual	8	Resident Single - Monthly	237
Resident Senior Couple - Annual	77		1,416
Resident Senior Single - Annual	79		1,462
Resident Single - Annual	103		
Senior Couple - Annual	21		
Senior Single - Annual	44	788	
Single - Annual	31		
US Speedskating National Team	30		
Utah Olympic Oval Employee - All	10	71	
		3,125	
			<b>Membership total as of February 28 2026 4,587</b>

Daily Admissions Report  
February 2026

Scan date	Member admits	General admits	Daily Totals	Notes
1	307	105	412	Track closed
2	1,203	56	1,259	Track closed 0530-1700
3	1,099	67	1,166	
4	1,095	86	1,181	
5	1,051	82	1,133	
6	841	135	976	Track closed 1400-2100
7	522	202	724	Track closed 0530-1800
8	289	133	422	
9	1,132	74	1,206	
10	1,107	56	1,163	
11	1,008	86	1,094	
12	912	67	979	
				Track closed 1400-2100 / open
13	802	100	902	plunge 1200-2000
14	495	152	647	Track closed 0530-1300
15	245	105	350	
				Pres Day open plunge 1200-
16	1,078	282	1,360	2030
17	1,074	98	1,172	
18	946	82	1,028	
19	968	62	1,030	
				Track closed 1400-2100 open
				1830-2000 swim lesson
20	843	80	923	makeup
21	595	137	732	
22	289	173	462	
23	1,164	97	1,261	
24	1,076	76	1,152	
25	1,105	81	1,186	
26	1,027	66	1,093	
27	905	74	979	
28	638	217	855	
<b>Total</b>	<b>23,816</b>	<b>3,031</b>	<b>26,847</b>	

45 Skate totals

880 Track totals

**27,772 Grand Total**



KOPFC Closure and Schedule Change Report

No. Department	Closure Start Date	Closure End Date	Area and Activity Closed	Reason for Closure
<b>January</b>				
	No closure			
<b>February</b>				
	No closure			
<b>March</b>				
<b>April</b>				
<b>May</b>				
<b>June</b>				
<b>July</b>				
<b>August</b>				
<b>September</b>				
<b>October</b>				
<b>November</b>				
<b>December</b>				



# Human Resources

## Board Report

### Chris Rodgers

### March 2026

---

I wanted to share that we will be losing two key staff members this month. Jenny Soifua, our Aquatic Safety Supervisor, and Chris Johnson, our Accounting and HR Specialist, will both be moving on.

Jenny has also made a meaningful contribution in her role supporting aquatic safety, and the lifeguards she supervised. We are thankful for the work she has done with our team.

Chris is retiring after 27 amazing years of service. We are exceptionally grateful to her for all her years of dedication, hard work, and the genuine effort she put into getting to know the team and creating such a positive environment for everyone. Her impact here has been significant, and she will truly be missed.

Please join me in wishing both Jenny and Chris the very best in their next chapters. They will both be greatly missed.

#### February Terminations

Job Title	Tenure	Termination Reason	Employment Type
Aquatics Shift Lead	1 Month(s)	Better Pay/Benefits	Regular Part Time
Life Guard	3 Year(s) & 10 Month(s)	Personal reasons not related to job	Regular Part Time
Life Guard	3 Year(s) & 8 Month(s)	Personal reasons not related to job	Regular Part Time
Life Guard	3 Year(s) & 7 Month(s)	Personal reasons not related to job	Regular Part Time
Life Guard	2 Month(s)	Return to School	Regular Part Time
Life Guard	2 Year(s) & 9 Month(s)	Return to School	Regular Part Time
Life Guard	2 Year(s) & 8 Month(s)	Personal reasons not related to job	Regular Part Time
Life Guard	2 Year(s) & 1 Month(s)	Return to School	Regular Part Time
Water Polo Coach	1 Year(s) & 11 Month(s)	Return to School	Regular Part Time
Life Guard	2 Month(s)	Return to School	Regular Part Time
Aquatics Instructor	1 Month(s)	Return to School	Seasonal
Life Guard	1 Year(s) & 6 Month(s)	Better Pay/Benefits	Seasonal
Life Guard	1 Year(s) & 8 Month(s)	Better Pay/Benefits	Seasonal
Life Guard	10 Month(s)	Better Pay/Benefits	Seasonal
Life Guard	8 Month(s)	Return to School	Seasonal



# Facilities Division

## Board Report

Kurt Warren

March 2026



- We had CCI Mechanical replace the boiler electrodes on all three basement boilers. And they had to troubleshoot RTU #1 & #2 Fan Alarm. They added a system reset point to the Metasys System.
- We had Rylee Woudenberg take the Aquatic Facility Operator (AFO) class.
- We Roger with Kon-Krete clean, repair cracks, patch around pipes and waterproof the Splash Pool Sump Tank.
- We have switched our main custodial supplier from Waxie/Brady PLUS to Bell Janitorial Supply. We plan to save \$10,000 this year by switching.
- We removed poster board frames and corkboards from the back hallway and mounted a TV for event updates.
- We had Mechanical Service & System (MSS) replace the humidity sensor on the North ERV unit and they changed all the air filters for the KATEC building under the service contract.
- We installed the electrical supply, water line and gas supply for the new Interactive Boiler.
- We have ordered the new Maxi-Sweep pool vacuum.
- We signed the gas contract with Summit Energy to lock in our price at \$4.00 MMBtu in January for 3 years, and we receive our first bill in February, and the index was \$5.56 MMBtu, giving us savings of just under \$3,000 for the first month.



# Recreation Division

## Board Report

Jacque Wardle

March 2026



**Tasha/Weight Room**-In February we did a mid-challenge weigh-in for the participants of the Body Fat Challenge. The weigh in's indicate significant progress toward our body fat loss goals. Participants have reported consistent improvements, with many reducing their body fat percentages and achieving individual fitness milestones. We launched an Intermediate Female Strength Training course as a continuation option for participants completing the Beginner Female Strength course. The intermediate program was designed to introduce more advanced exercises and further develop full-body strength. Of the twelve participants in the beginner course, four registered for the intermediate class. Based on this response, demand remains stronger for the beginner-level program. As a result, we plan to prioritize scheduling additional Beginner Female Strength courses in place of some previously planned intermediate sessions. The Intermediate Female Strength Training course will continue to be offered, but not as often as we previously expected to.

**Amy/Fitness Classes**- We are excited to announce that due to the continued growth and success of our tumbling and cheer programs, we have added a new Intermediate Tumbling class in February! Our classes have been thriving. With many students mastering their current skills and ready for the next challenge, this new Intermediate class will provide the perfect opportunity for continued advancement.

**Willie/Childcare**-New Hire is trained and is doing great. Little Shark Academy is fun! I saw the interaction between teacher and the student, they were so engaged! We started a reward system for the children. No one is naughty, I don't believe in that word for a description of a child. They are learning to listen, follow directions and work with their emotions. We will be able to monitor how they're doing day to day with this. We had a meeting to catch everyone up on procedures, upcoming events and troubleshooting together. We have so many infants right now that we are having to modify our infant rules.

**Jacque/Recreation**- February is a quiet month. Leagues are still strong with most of the players excited about the new outdoor courts. We have started planning for outdoor leagues and some tournaments now that the permits finally came in. Entheos continues to use our facility to hold fun activities for their students during the day. They will have more use in the upcoming months.

**Jenn/Events Element Center** -Indoor Winter Triathlon Challenge – Participation in the February 14 Indoor Winter Triathlon Challenge decreased slightly to 30 participants. This may have been due to Valentine's Day travel, and several participants notified us that they were unable to attend due to illness.

**Patron Appreciation Week** took place Monday through Saturday, with a variety of activities scheduled each day to engage and thank our patrons. Each day was coordinated by a different department, which developed activities to show appreciation for our patrons.

- **Monday: (Aquatics Department)** Two staff members offered healthy fruits and snacks to patrons from 9:00–11:00 a.m. In the afternoon, swim lesson instructors supervised a “Fishing for Prizes” activity, where patrons could cast a line for a chance to win a prize.
- **Tuesday:** (Operations Department) From 9:00–11:00 a.m. and 5:00–7:00 p.m., a Plinko game was available for patrons to play for prizes. Two prize drawings were also held for \$100 off annual memberships. At the front desk, patrons were given “You’re the Balm” lip balm and “Thank You” mints.
- **Wednesday:** (Recreation Department) Participants engaged with a prize wheel featuring fitness challenges, including jumping jacks, plank holds, and wall/squats, to win prizes. The portable basketball hoop allowed for friendly competitions, and a table highlighted upcoming programs and events. Event hours were 9:00 am–11:00 am, 1:00 pm–3:00 pm, and 5:00 pm–7:00 pm.
- **Thursday:** (Administration Department) **8:00 am–10:00 am & 4:00 pm–7:00 pm:** Shark Toss games were offered with prizes, and patrons could guess the number of gummy sharks in the jar. From 4:30 pm–5:30 pm, Chomper made a special appearance for photos.
- **Friday:** Baskets of bottled water with True Lemon packets were available for patrons to pick up after check-in or on their way out.
- **Saturday:** A coloring station with Chomper-themed pages was set up at the front desk area. Additionally, a Family Zumba class for ages 6 and older was offered from 10:30 am–11:15 am.

Throughout the week, daily prize drawings were held at the front desk. Prizes this year included a portable refrigerator, pickleball set, beach towels, and assorted candles.

Element Center – One community group reserved the Element Center for the month of February.

<b>Recreation Program 2023/2026 Comparison/February</b>	<b>2023</b>	<b>2024</b>	<b>2025</b>	<b>2026</b>
<b>Art Classes</b>	N/A	N/A	56	N/A
<b>Basketball</b>	80	80	40	232
<b>Cheer</b>	N/A	N/A	48	32
<b>Childcare</b>	645	681	498	588
<b>Dance</b>	1340	1170	856	816
<b>Element Center</b>	N/A	N/A	N/A	300
<b>Events</b>	N/A	N/A	N/A	50
<b>Fitness Classes</b>	1990	2402	2366	2606
<b>Group Admissions</b>	N/A	N/A	N/A	N/A
<b>Kids Camp</b>	N/A	N/A	N/A	N/A
<b>Kids Theater</b>	116	224	272	128
<b>Martial Arts</b>	424	332	288	320
<b>Personal Training</b>	77	99	98	104
<b>Pickleball</b>	287	354	396	496
<b>Preschool</b>	N/A	N/A	70	64
<b>Tumbling</b>	N/A	N/A	80	88
<b>Weight Room Attendance</b>	N/A	N/A	21206	19234
<b>Weight Room Activities</b>	N/A	N/A	10	33



# Executive Director

## Board Report – March 2026

### Kevin Schmidt



**Bubble:** Construction continues on the Bubble project! The footing inspection passed and they will start pouring concrete on March 17<sup>th</sup>.

**Comp Pool/Pickleball Courts project:** Permit has been issued. Construction will begin on March 18<sup>th</sup> on the offices, wall and courts.

**McKinstry:** We had another meeting with McKinstry on March 5<sup>th</sup>. We would like to find a time where they could present the 90% project to as many Board members as possible (a tentative meeting has been scheduled on April 3, 2026 at 9:30am).

**RFSQ for Rebranding:** Our internal review committee (consisting of staff and Board member Christine Peasley reviewed and scored the Statement of Qualifications and met to discuss next steps. Next in the process is for the top 3 scored agencies to provide what they are able to offer us with our budget. I have received their proposals and will be distributing them for review. We have some fantastic options.

**URPA:** I want to thank the Board for their support of my involvement with URPA. We had an amazing conference and I was officially made President for the upcoming year.

**Chomper's Splash n' Dash:** I want to thank Recreation and the Events team for the Chomper's Splash n' Dash event March 7, 2026. [Click here to see a recap video of the event.](#)

#### Communications Report - Karissa:

Oquirrhrec.gov page views by month	
October 2025	80,121
November 2025	79,073
December 2025	77,360
January 2026	79,274
February 2026	62,139

#### Facebook:

Month	Views	Views Organic	Views Ad	Interactions	Followers (1000's)	Clicks
January	94,700	33,477	61,223	375	6,998	1,365
February	177,337	63,030	114,307	503	7,009	1,689

#### Instagram:

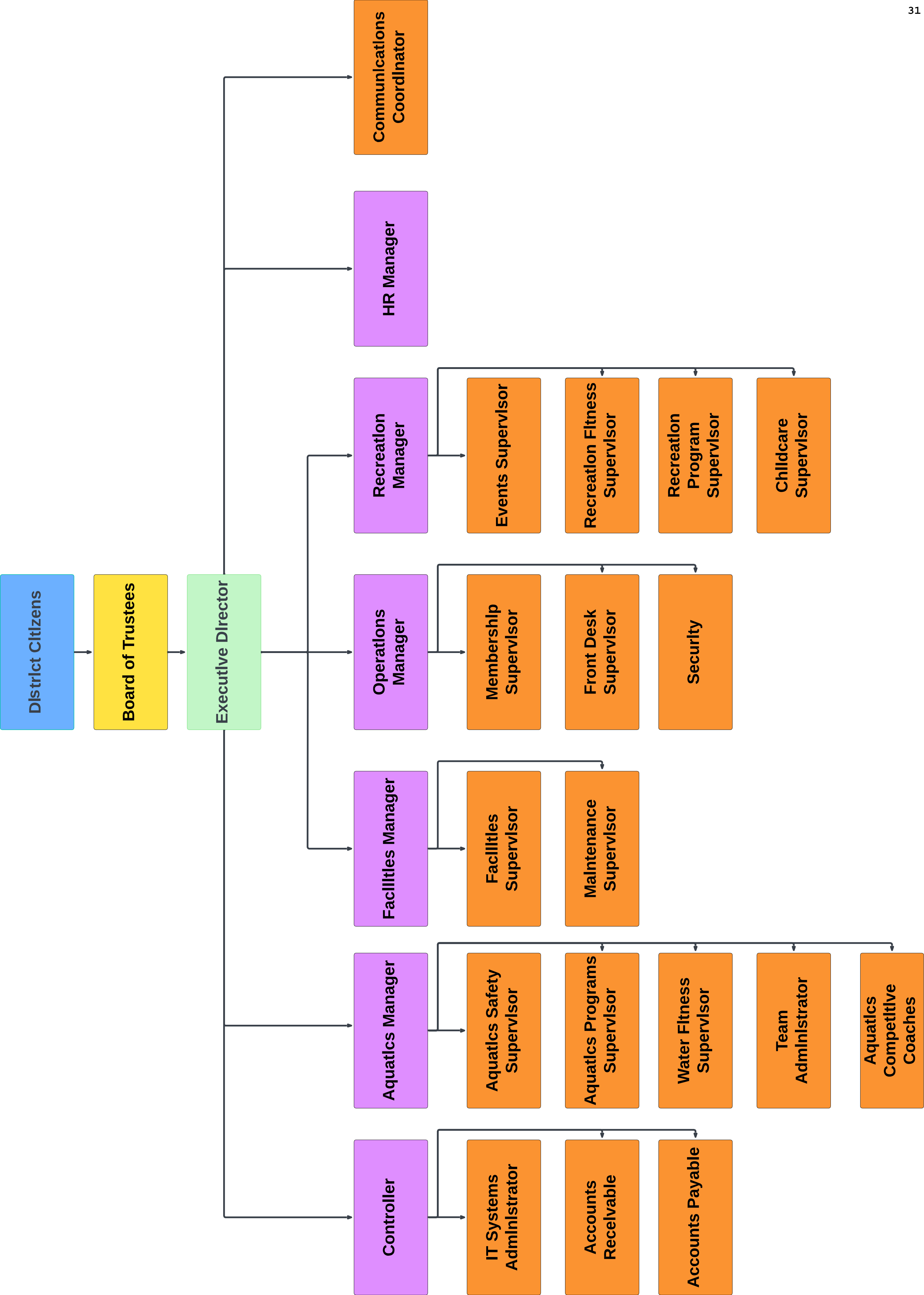
Month	Reach Total	Reach Organic	Reach Ad	Interactions	Followers (1000's)
January	9,348	5,870	3,478	135	1,469
February	10,152	7,223	13,598	206	1,478

#### Google:

Month	Overview	Calls	Directions	Website Clicks
January	4,054	547	1,148	2,359
February	3,037	294	1,013	1,730

**Chomper's Current (Newsletter):**

Month	Recipients	Delivery rate	Opened rate	Unique Clicks	Unsubscribes	Bounces
January	6,183	85.0%	44.7%	190		3
February	6,174	98.2%	39.2%	226		3



## Board of Trustees Resources

This is a list of some resources available to the Board of Trustees. More will be added.

- Transparent Utah - <https://transparent.utah.gov/>
- Little manual for special districts – [Here](#)
- Org chart - attached
- State auditors website - <https://auditor.utah.gov/>
- State auditor Special District Board Member Training:  
<https://training.auditor.utah.gov/courses/special-district-special-service-district-board-member-training-2026>
- UASD website - <https://www.uasd.org/>

MINUTES FOR THE REGULAR MEETING OF THE BOARD OF TRUSTEES  
OF THE OQUIRRH RECREATION AND PARKS DISTRICT  
WEDNESDAY FEBRUARY 18, 2026  
ELEMENT EVENT CENTER  
5658 S COUGAR LANE (4800 WEST),  
KEARNS, UTAH 84118

**Present:**

David Howick, - Chair  
Jeff Monson - Vice-Chair  
Christine Peasley, Trustee

**Staff Present:**

Kevin Schmidt, Executive Director  
Danielle Norman, Controller  
Chris Rodgers, HR Manager  
Chris Johnson, Accountant/HR Specialist

**Public comments provided by:**

Jackie Martin – Patron

**CALL TO ORDER**

Chair Howick called the Regular Board Meeting to order at 5:34 p.m. Chair Howick made a few comments and welcome everyone who is visiting with us. All three board members are in attendance, including Ms. Christine Peasley, the newly elected board member.

**Pledge of Allegiance**

**Citizens Comment**

Chair Howick solicited public comments. Jackie Martin gave a few recommendations including a suggestion to crowdsource the logo for the rebranding project, providing paid online fitness classes, and reduced-price passes for student athletes.

**Discussion of Board Retreat/Orientation Topics**

Chair Howick lists potential topics for the orientation, including board communications, staff pictures, and extended memberships for family of board members. After discussion, the Board agreed to send Mr. Schmidt a list of topics to include in the agenda and prepare in advance, so the meeting can go as smoothly as possible.

The suggestion was to start the information for Board Orientation on March 18, 2026, at 4:00 PM with a tour and the regular meeting at 6:00 PM.

**Executive Director Report**

Chair Howick stated he did not understand why there needs to be a rebranding, and he would like the board to have final say on the things moving forward. Mr. Schmidt reassures Chair Howick that

the board will have the final say but emphasizes the importance of following state procurement policies. The board agrees to have Christine work with staff to select the agency and keep the board informed throughout the process.

Chair Howick then turned the time over to Mr. Schmidt for the Executive Director Report. Mr. Schmidt discussed the RFP for vending services since the current contract with Coke is expiring. He updated the board on the patron appreciation activities for the district's 64<sup>th</sup> anniversary.

### **Approval of Board Travel**

Vice-Chair Monson approved travel to URPA Conference on March 9<sup>th</sup> to 11<sup>th</sup> 2026, for Chair Howick, Chair Howick approved travel for Trustee Peasley for URPA Conference.

Motion carried unanimously by those present:

Chair Howick, Aye  
vice-Chair Monson, Aye  
Trustee Peasley, Aye

### **Consideration and Recommendation to Approve Expenditures over \$60,000**

The Board discussed the ratification of the annual Building Insurance Policy payment. Vice-Chair Monson moved to ratify the payment to Olympus Insurance in the amount of \$179,288.00 Trustee Peasley seconded the motion. Motion carried unanimously by those present:

Chair Howick, Aye  
vice-Chair Monson, Aye  
Trustee Peasley, Aye

### **Approval of Minutes**

Trustee Peasley moved to approve the Working meeting minutes, and Regular Board meeting for January 21, 2026, as presented. Vice-Chair Monson seconded the Motion. All Board members voted Aye. Motion passes.

Chair Howick, Aye  
Vice-Chair Monson, Aye  
Trustee Peasley, Aye

### **Approval of Payables and Financials**

After review, Vice-Chair Monson made a motion to ratify February 4, 2026, payables in the amount of \$257,013.64. Trustee Peasley seconded the motion. Motion carried unanimously: Motion Passes.

Chair Howick, Aye  
Vice-Chair Monson, Aye  
Trustee Peasley, Aye

After review, Chair Howick made a motion to approve February 18, 2026, payables in the amount of \$154,296.55, Trustee Peasley seconded the motion. Motion carried unanimously: Motion Passes.

Chair Howick, Aye  
Vice-Chair Monson, Aye  
Trustee Peasley, Aye

Ms. Norman presented and discussed the January 2026 financials. After questions and discussion Vice-Chair Monson moved to approve the January 2026 financials except for the balance sheet, pending the external audit completion. Trustee Peasley seconded the motion. Motion carried unanimously:

Chair Howick, Aye  
Vice-Chair Monson, Aye  
Trustee Peasley, Aye

Chair Howick thanks everyone for their participation and contributions and adjourned the meeting at 6:49 PM.

Next Regular Board Meeting Scheduled for March 18, 2026, at 4:00 PM

Date: \_\_\_\_\_  
\_\_\_\_\_

David Howick - Chair

Date: \_\_\_\_\_  
\_\_\_\_\_

Jeff Monson – Vice-Chair

Date: \_\_\_\_\_  
\_\_\_\_\_

Christine Peasley – Trustee



MINUTES FOR THE WORKING MEETING OF THE BOARD OF TRUSTEES  
OF THE OQUIRRH RECREATION AND PARKS DISTRICT  
WEDNESDAY FEBRUARY 18, 2026  
ELEMENT EVENT CENTER  
5658 S COUGAR LANE (4800 WEST),  
KEARNS, UTAH

Present:

Jeff Monson, Chair  
David Howick, Vice-Chair  
Christine Peasley, Trustee

Staff Present:

Kevin Schmidt, Executive Director  
Danielle Norman, Controller  
Chris Rodgers, HR Manager  
Chris Johnson, Accountant/HR Specialist  
Kurt Warren, Facilities  
Sam Page, Operations Manager  
Jacque Wardle, Recreation Manager  
Brad Peercy, Aquatics Manager

**Call to order**

Chair Howick called the meeting to order at 4:30 pm on February 18, 2026, at the Element Events Center. The Board of Trustees and management team are present. Chair Howick thanked those in attendance. He moved on to general discussion of agenda items.

**Manager reports**

Chair Howick welcomed all and he then turned the time over to staff for manager reports.

**Operations**

Ms. Page asked if anyone had questions, discussion on various items concerning memberships and the types we have for the various age groups. The Board thanked her for the information presented.

**HR**

Mr. Rodgers discussed the breakdown of the active roster and stated they have only two employees that have left to return to school. Vice-Chair Monson asked him how he was doing in the new position. Mr Rodgers stated he is enjoying his time and learning new programs and brings with him information from previous jobs.

**Facilities**

Mr. Warren discussed many of the projects in the building. Mr. Warren talked about the indoor rec pool, about the wall south of the slide stating the wall is corroding due to moisture and from

years of water splashing from the slide. He discussed the heat exchangers and control panel and let them know that they are still working and seem to understand why the temperature was constantly changing. Mr. Warren talked about the parking and would look into seeing what it would cost to curve the curb on the island where the flags are.

### Recreation

Ms. Wardle discussed several events in the Recreation department including the tri event that we do every winter, and various other events.

### Aquatics

Mr. Peercy discussed the injury report and Swimming are off to a good start better than last year, other programs are doing well, there was a dip in water aerobics. High School swimming is ending, state meet this week. He also discussed various other things that happened. Mr. Peercy discussed the swimming clinic at the end of January, he let the Board know they had two gold Medalist come and teach water polo clinics. The Board asked several questions; Mr. Peercy explained and answered the questions.

### Executive Director

Chair Howick turned the time over to Mr. Schmidt, he began letting the board know the previous Director, Mr. Brent Sheets, passed and his funeral was on February 14<sup>th</sup>, 2026. Mr. Schmidt stated the outdoor project has started and they will be starting construction next week. Mr. Schmidt discussed the meeting with McKinstry and let the board know they would be doing a walk through with prospective contractors sometime next week. RFSQ rebranding was out twenty-one prospective came the deadline was February 10<sup>th</sup> and they received ten participants send in bids.

Chair Howick asked Mr. Schmidt to stop his report and will pick it in the Regular meeting. Mr. Howick wanted to discuss the facility web page and meet with Karissa and Kevin to change and update the web page.

Chair Howick adjourned the Working Meeting at 5:27 PM.

Date: \_\_\_\_\_

\_\_\_\_\_  
David Howick – Chair

Date: \_\_\_\_\_

\_\_\_\_\_  
Jeff Monson – Vice Chair

Date: \_\_\_\_\_

\_\_\_\_\_  
Chirstine Peasley - Trustee







**OQUIRRH RECREATION PARKS DISTRICT**  
 (dba KEARNS OQUIRRH PARK FITNESS CENTER)

**Balance Sheet**

As of February 28, 2026

	Governmental Activities (Oval)	Business-type Activities (KOPFC)	Total
<b>ASSETS</b>			
<b>Current Assets</b>			
Checking/Savings	-	7,124,483	7,124,483
Budget Reserve		1,734,140	1,734,140
Accounts Receivable	-	141,874	141,874
Other Current Assets	-	678,007	678,007
<b>Total Current Assets</b>	-	9,678,503	9,678,503
<b>Long Term Assets</b>			
Capital Assets	41,234,687	33,427,362	74,662,049
Accumulated Depreciation	(30,625,403)	(20,405,508)	(51,030,911)
Long-term Lease Receivable		-	-
Other Assets		-	-
<b>Total Long Term Assets</b>	10,609,284	13,021,854	23,631,138
<b>TOTAL ASSETS</b>	10,609,284	22,700,357	33,309,641
<b>LIABILITIES &amp; EQUITY</b>			
<b>Liabilities</b>			
Accounts Payable		28,404	28,404
Other Current Liabilities	-	380,041	380,041
Long Term Liabilities	-	1,416,094	3,041,237
<b>Total Liabilities</b>	-	1,824,539	1,824,539
<b>Equity</b>			
Retained Earnings	10,609,284	21,513,988	32,123,272
Net Income		(638,170)	(638,170)
<b>Total Equity</b>	10,609,284	20,875,818	31,485,102
<b>TOTAL LIABILITIES &amp; EQUITY</b>	10,609,284	22,700,357	33,309,641





**OQUIRRH RECREATION PARKS DISTRICT**  
(dba KEARNS OQUIRRH PARK FITNESS CENTER)  
**Budget v. Actual**

February 2026

	February	Budget	% of Budget	January - February	YTD Budget	% of Budget	Annual Budget
<b>Ordinary Income/Expense</b>							
<b>Income</b>							
31000 Memberships	82,008	88,029	93%	167,128	182,473	92%	1,070,034
31500 Admissions	20,216	18,199	111%	42,424	37,712	112%	640,785
31700 Special Events Revenue	120	800	15%	3,724	7,600	49%	19,900
31800 Facility/Pool Rental	22,517	22,578	100%	42,894	45,056	95%	240,218
32000 Aquatics Revenue	44,977	37,800	119%	71,112	62,600	114%	626,400
33000 Recreation Revenue	16,123	19,861	81%	34,769	38,352	91%	438,384
34000 Marketing Revenue	-	-		-	-		
38000 Retail Sales	273	167	164%	2,979	535	557%	5,960
38900 Property Lease	1,341	1,341	100%	2,683	2,683	100%	16,096
39000 Other Income	(2,657)	-		(2,731)	-		56,818
39020 Grants and Sponsorship	-	-		-	-		
<b>Total Income</b>	<b>184,918</b>	<b>188,775</b>	<b>98%</b>	<b>364,982</b>	<b>377,011</b>	<b>97%</b>	<b>3,114,595</b>
<b>Cost of Goods Sold</b>							
44500 Cost of Sales	4,509	2,061	219%	5,637	4,937	114%	128,707
<b>Total COGS</b>	<b>4,509</b>	<b>2,061</b>	<b>219%</b>	<b>5,637</b>	<b>4,937</b>	<b>114%</b>	<b>128,707</b>
<b>Gross Profit</b>	<b>180,409</b>	<b>186,714</b>	<b>97%</b>	<b>359,344</b>	<b>372,074</b>	<b>97%</b>	<b>2,985,888</b>
<b>Expense</b>							
51000 Wage Exp - Admin	55,638	55,518	100%	110,958	110,813	100%	731,690
52000 Wage Exp - Aquatics	85,296	92,291	92%	162,389	180,854	90%	1,488,895
53000 Wage Exp - Recreation	31,853	31,699	100%	60,932	61,880	98%	492,215
54000 Wage Exp - Marketing	-	-		-	-		3,150
55000 Wage Exp - Facilities	43,663	57,743	76%	85,483	115,487	74%	736,760
56000 Wage Exp - Operations	30,891	28,508	108%	62,662	57,562	109%	441,726
57000 Payroll Tax Exp	18,955	20,331	93%	36,957	40,285	92%	297,531
58000 Employee Benefits Exp	51,700	55,688	93%	143,469	124,813	115%	743,365
59901 Pension Benefit Exp	-	-		-	-	0%	(150,000)
61000 Payroll Exp	7,831	4,879	160%	13,055	12,049	108%	68,032
62000 Employee Development Exp	1,549	7,574	20%	4,845	16,798	29%	43,198
62400 Depreciation Exp	92,547	92,086	100%	185,093	184,173	100%	1,107,594
64000 Credit Card Merchant Fees	4,801	4,980	96%	9,558	9,960	96%	89,860
64100 Interest Exp	1,036	1,035	100%	2,071	2,070	100%	12,420
64200 Bad Debt Expense	-	-		-	-		
64300 Tax Expense	-	-		-	-		
65000 Insurance Exp	14,826	17,039	87%	36,061	34,078	106%	204,467
69900 Board Discretionary Funds	-	42	0%	-	84	0%	500
69950 KATEC Expenses	3,674	2,720	135%	6,777	5,297	128%	40,149
69910 Election Exp	-	-		-	-		



**OQUIRRH RECREATION PARKS DISTRICT**  
(dba KEARNS OQUIRRH PARK FITNESS CENTER)  
**Budget v. Actual**

	February	Budget	% of Budget	January - February	YTD Budget	% of Budget	Annual Budget
70000 Advertising and Promotion	490	1,450	34%	918	2,150	43%	25,290
71000 Printing Exp	-	-		26	600	4%	8,550
72000 Postage Exp	200	100	200%	200	200	100%	6,200
74500 Uniforms Exp	4,397	8,325	53%	4,347	8,600	51%	34,780
74800 Permits/Licenses Exp	315	1,786	18%	3,553	5,423	66%	16,873
75000 Office Supplies	268	600	45%	975	1,650	59%	10,710
75100 Supplies Exp	9,494	3,138	303%	13,255	10,991	121%	78,282
75200 Equipment Exp	424	4,450	10%	2,011	13,365	15%	35,765
75250 Group Sales Rental Expense	-	-		-	-		
75300 Computer Exp	7,394	13,014	57%	17,882	22,078	81%	94,600
75600 Employee Engagement/Recognition	-	200	0%	196	910	22%	13,900
75700 Special Events Exp	533	1,350	39%	770	1,980	39%	18,300
76000 Travel Exp	5,117	3,050	168%	6,356	5,665	112%	53,183
76100 Mileage Exp	-	403	0%	148	756	20%	12,886
76200 Team Fees	1,224	-		4,447	2,400	185%	41,650
78000 Memberships/Subscription Dues	515	400	129%	3,775	2,930	129%	9,648
79000 Sponsorship Expense	-	-		-	-		
92000 Professional Services	10,261	13,378	77%	21,601	29,746	73%	353,116
93000 Repairs and Maintenance	17,547	10,390	169%	35,021	32,857	107%	265,601
93200 Telephone/Internet/Television	1,745	2,245	78%	3,120	4,490	69%	26,940
93500 Chemicals Exp	-	2,658	0%	1,953	2,658	73%	30,420
94300 Utilities Exp	39,417	38,264	103%	75,488	80,147	94%	520,945
99000 Other Expense	-	-		-	-		
<b>Total Expense</b>	<b>543,599</b>	<b>577,334</b>	<b>94%</b>	<b>1,116,355</b>	<b>1,185,798</b>	<b>94%</b>	<b>8,009,191</b>
<b>Net Ordinary Income/(Loss)</b>	<b>(363,190)</b>	<b>(390,620)</b>	<b>93%</b>	<b>(757,011)</b>	<b>(813,724)</b>	<b>93%</b>	<b>(5,023,304)</b>
<b>Other Income/Expense</b>							
<b>Other Income</b>							
30000 Property Tax Revenue	17,005	17,553	97%	26,549	26,806	99%	4,962,598
30100 Fee in Lieu (Motor Vehicle)	13,611	15,174	90%	27,936	32,532	86%	230,000
30200 Interest Income	28,111	26,468	106%	64,355	53,351	121%	281,512
<b>Total Other Income</b>	<b>58,728</b>	<b>59,196</b>	<b>99%</b>	<b>118,841</b>	<b>112,689</b>	<b>105%</b>	<b>5,474,110</b>
<b>Other Expense</b>							
99900 Property Taxes Disb to Others	-	-	0%	-	-	0%	350,000
<b>Total Other Expense</b>	<b>-</b>	<b>-</b>	<b>0%</b>	<b>-</b>	<b>-</b>	<b>0%</b>	<b>350,000</b>
<b>Net Other Income/(Loss)</b>	<b>58,728</b>	<b>59,196</b>	<b>99%</b>	<b>118,841</b>	<b>112,689</b>	<b>105%</b>	<b>5,124,110</b>
<b>Net Income/(Loss)</b>	<b>(304,462)</b>	<b>(331,424)</b>	<b>92%</b>	<b>(638,170)</b>	<b>(701,035)</b>	<b>91%</b>	<b>100,806</b>