

**COUNCIL MINUTES**  
**FEBRUARY 25, 2026**

The City Council held a meeting on Wednesday, February 25, 2026, at 5:30 p.m. in the City Council Chambers, 10 North Main Street, Cedar City, Utah.

**MEMBERS PRESENT:** Mayor Steve Nelson; Councilmembers: Robert Cox; Waldo D. Galan; R. Scott Phillips; Phil E. Schmidt; Carter Wilkey.

**STAFF PRESENT:** City Manager Paul Bittmenn; City Attorney Randall McUne; Finance Director Terri Marsh; City Recorder Renon Savage; City Engineer Kent Fugal; Police Chief Darin Adams; Public Works Director Ryan Marshall; Senior Engineer Jonathan Stathis; Water Superintendent Matt Baker; Economic Development Director David Johnson; Events Coordinator Brandon Burk; Public Relations John Zierow.

**OTHERS PRESENT:** John DiAntonio, Michael Bahr, Ann Clark, Tom Jett, Scotty Harville, Joe Sandberg, James Jetton, Hugo Ramos, Schuyler Rhodes, Bill Payne, Tonya Payne, Jacob Miner, Madalyn Bleazard.

**CALL TO ORDER:** Chaplain Paul Erickson or the Iron County Sheriff's Department gave the invocation; the pledge was led by Kent Fugal.

**AGENDA ORDER APPROVAL:** Councilmember Phillips moved to approve the agenda order; second by Councilmember Cox; vote unanimous.

**ADMINISTRATION AGENDA – MAYOR AND COUNCIL BUSINESS; STAFF**

**COMMENTS:** ■ Love Where You Live 3<sup>rd</sup> Grade Essay Contest winners. **Brandon Burk**, Events Coordinator – this is one of my favorite things to do each year. We work with the Iron County School District (ICSD) to do this essay project. We send it out in the fall so they can put it in the spring semester. We typically do why I love living in Cedar City and Iron County, but with it being America250, this year we did why I love living in America. We used the Youth Council, Economic Development, City Council and staff to narrow it to 3 winners. Each will get a certificate, a medal donated by Clark and Linford, a copy of the essay and a sticker and a cash award. For first place the teacher gets \$300 and student gets \$150; for second place the teacher gets \$200 and the student gets \$100; and for third place the teacher gets \$100 and the student gets \$50. We encourage the kids to get involved. I want to thank the ICSD, Superintendent Lance Hatch and Shawna Lund, they work to get all the permission slips to use the students' names and pictures. Also, thanks to the Cedar City Rotary Club they donate the funds for the awards. **Phillips** – the America 250 Committee donated some refreshments; they are in the hall for everyone. What is more American than apple and cherry pie. **Brandon** – we will announce the student and teacher and get their awards. The students will read their essay and have a photo with the elected officials. Third place from Enoch Elementary, Nova Jensen, teacher Ms. Soper; Second place from Fiddlers Elementary Carson Mildner teacher Mrs. Williams; First place Iron Springs Elementary Willow Valerio teacher Ms. Dewese. The essays are attached as Exhibit "A". ■ Neptune My360 Customer Portal. **Matt Baker**, Water Superintendent – this is a follow-up on the meter change, we started in October, we will change one meter tomorrow and then we will have one left, and that is the hospital, plus four on city facilities. I want to thank the council for giving me money to change these all out, a thanks to Rocky Mountain Power for giving a pole to put antenna on Highway 91, the Burgesses for letting us put an antenna on the Iron West Apartments, and of course my guys, the best crew around, they did a lot of it. See

Exhibit "B". this is the customer portal, it will not work on safari, you will use google, the website is [www.cedarcitywater.my360-app.com](http://www.cedarcitywater.my360-app.com). **Phillips** – what will it do for staff? **Matt** – it will cut down on call outs. The meters should be read within the first 3 days of the month. **Mayor** – huge tribute to council on putting this forward and thank you to Matt and his staff for changing all of the meters. **Matt** – if you have 3-4 gallons an hour you probably have a toilet running. Right now, there are 900 people with continuous water leaks.

**PUBLIC:** ■ Utah Shakespeare Festival update on the upcoming season. **John DiAntonio & Michael Bahr** - we come every year and always time it with the essay contest. It is Cedar City's premier festival; we are grateful for Cedar City and Iron County. We had a fantastic year last year. Already in the upcoming year we are 23% ahead in revenue (tickets sold) of where we were last year, which tells you that our patrons are excited. We are 17% of ticket sales. The difference between 23% to 17%, we are doing two musicals which John is going to be talking about, and we think those two musicals. Musical tickets are more expensive, so we have greater revenue (23%) which with increased ticket sales (17%). John will talk about our two musicals and other titles, Hamlet, Twelfth Night, etc. are what is driving this great interest. We are looking forward to this upcoming year. **John** – I have been here 2.5 years I was in Colorado running Creed Repertory Theatre, it's a small remote town of about 400 people in the dead of winter, but in the summertime, it explodes with tourism. I learned there the importance of community, walking across the street and shaking hands and asking that favor and vice versa, and knowing that person's name, it takes a village, that is what that theater was built on, 60 years strong. I have 3 kids, 3, 5, 7. My wife grew up in Provo, she grew up going to the festival, participating in the education camps with Councilman Phillips, participated in the amazing Shakespeare competition, won it one year. It is an absolute dream that we are here, and we have fallen in love with Cedar City. It is our 65<sup>th</sup> anniversary, revolving around the madness of love, all of our shows explore that in some way. In the Engelstad Shakespeare Theatre, in Fred Adams way, we have a well-known tragedy, a well-known comedy, and lesser-known work. Hamlet, Twelfth Night, you will fall in love with every character in the show. This is part of the complete cannon series, Troilus and Cressida. It was last performed in 1999, this is Shakespeare's story of the Trojan War. Randall L. Jones Theatre, two musicals, Something Rotten, very fun and family friendly; second is She Loves Me, set in 1930's. We have Broadway talent in this show. See How They Run, original British farce. Anes Studio Theatre we will have Mary Shelley's Frankenstein and The Book Club Play, a contemporary comedy. We also have the Green Show, 3 takes on it. **Michael** – half price day of with an Iron County address. Plan ahead, there is the Iron County deal, 6 tickets for \$200. If you have students, student access pass \$50 and you can see any play any time, as many times as you want. April 20<sup>th</sup> from 4-7 p.m. we have an open house where you get to come and meet John. You will get cake for Shakespeare's birthday, you will get tours of all the spaces. We have people from Lodging and meet the crew. It is the 65<sup>th</sup> anniversary, there will be prize giveaways. 65/10 is a special year, 65 years, 10 years of the Beverly, 40 years of the Utah Summer Games, America250, that adds up to 365 days of party.

■ Cities Mitigation Funding and Care & Share Services. **James Jetton**, Executive Director of Iron County Care & Share – this is an annual report on service levels and the mitigation on funding, and it is a requirement to report to the council twice a year on the funding. See Exhibit "C". 2025 was not a good year, we broke records and it is not good to do that.

**Wilkey** – what is the average length of stay? **James** – 35 days, but there are those that stay much longer and some that stay just a day. **Phillips** – the increase with disabilities/barriers is probably related to the number of seniors. **James** – yes. A lot of this happened during

COVID. Thank you to Chief Adams and the CCPD, I am lucky to have him head our Police Department, the officers are kind and responsive. We are very lucky. **Cox** – I understand there is an opportunity for more housing. **James** – we received a notice of intent to award for a tiny home project from the State. The initial plan is to increase the shelter space for more beds, eventually transitional housing and essential services building to have comprehensive support. **Phillips** – it was a great learning experience for me. I see several partners and Board members and I thank you; you all do a great job. **Mayor** – are we designated as a shelter city under State statute? **James** - yes. **Mayor** - Do we track how effective we are for people in crisis? **James** – yes, some is difficult, drop in is difficult. We use a statewide system, anyone that checks in to our system we can see how often they have been in any shelter in Utah, there are several checks tracked by HUD and the State. Positive, neutral and negative exits. We always try and divert people out of a shelter; it is hard here. There are times when people are sheltered and are not progressing toward getting out of the shelter. We do try and get them in a more suitable program. **Mayor** – what percentage are people that come here because of the shelter versus local residents. **James** – we do have people not from our community, but it has been a while since we tracked that information. It used to be 70/30. Most folks are from the area or Utah. We do get some from Las Vegas and Mesquite. A lot is people are fleeing domestic violence. Iron, Kane, Garfield, and Beaver are our area. **Wilkey** – I have had people say build it and they will come with the shelter. **James** – we have 74 shelter beds, 38 at the Care and Share, Domestic Violence shelter and Youth Futures. At any given time we found 115 homeless people in Iron County area, that means we need 115 beds. The number of people that call and we turn away; there are around 250 homeless people each night. The problem is already here. We get a lot of Vets that come here. **Schmidt** – how many children and teenagers are homeless? **James** – it depends on the program. We only report on really homeless or in a car or on the street. School District includes at risk, and couch surfing, their count was around 450 youth in the area that are displaced.

**CONSENT AGENDA: (1) APPROVAL OF MINUTES DATED JANUARY 21, FEBRUARY 3, 4, & 11, 2026; (2) RATIFY BILLS DATED FEBRUARY 13, 2026:**  
Councilmember Phillips moved to approve the consent agenda as written; seconded by Councilmember Cox; vote unanimous.

**APPROVE PROPOSALS FROM AE2S IN THE AMOUNT OF \$570,598 FOR ENGINEERING DESIGN OF THE PRESSURE REDUCTION AND CHLORINATION PROJECT. JONATHAN STATHIS:** **Jonathan** – no changes, we hadn't discussed funding. We can bring a budget revision next month. **Phillips** – that is what we assumed from last week. **Jonathan** – there is money left from Martins Flat, but it is impact fee money.

Councilmember Wilkey moved to approve the proposal from AE2S in the amount of \$570,598 for engineering design of the pressure reduction and chlorination project; second by Councilmember Schmidt; vote unanimous.

**CONSIDER CONTRACT MODIFICATION/CHANGE ORDER #4 WITH HANSEN, ALLEN & LUCE FOR WATER MODELING SUPPORT ON THE PRESSURE REDUCTION AND CHLORINATION PROJECT. JONATHAN STATHIS:** **Schmidt** – I appreciate you talking to them. **Mayor** – they did that with the Water Conservancy District also. **Wilkey** – I would like to get away from having change orders one after the other.

Councilmember Wilkey moved to approve the modification/change order #4 with Hansen Allen & Luce for water modeling support on the pressure reduction and chlorination project in the amount of \$11,900; second by Councilmember Schmidt; vote unanimous.

**CONSIDER AN ORDINANCE REVISING A PORTION OF CITY ORDINANCE SECTION 32-9 REGARDING SIDEWALKS. KENT FUGAL:**

**Kent** – this is the same thing we talked about last week. I inserted the word we talked about. **Phillips** – will this help the city and developments? **Kent** – yes, I think it will help, it will help staff and more so the developers. **Wilkey** – will it be hard to track. **Kent** – it is preferred rather than the meetings with the developers.

Councilmember Cox moved to approve the ordinance revising a portion of City Ordinance Section 32-9 regarding sidewalks; second by Councilmember Wilkey; roll call vote as follows:

Robert Cox	-	AYE
Waldo Galan	-	AYE
Scott Phillips	-	AYE
Phil Schmidt	-	AYE
Carter Wilkey	-	AYE


**MID-YEAR BUDGET REVIEW. TERRI MARSH:** **Terri** – See Exhibit “C”, this is only the general fund, not the enterprise funds. **Wilkey** – we often set here and ask how will we pay for this, at the end of the day, the unassigned balance is currently about \$15 million? **Terri** – yes, and we are above what the state allows, and we will transfer that to capital projects. **Mayor** – it seems like the Legislature may knock down what we can keep to 25% from 35%. **Paul** – it used to be 18% and went to 35%. **Terri** – I will bring back a policy on fund balance at a later date.

**PUBLIC COMMENTS:** there were no public comments.

**CLOSED MEETING – REASONABLY IMMINENT LITIGATION & PROPERTY NEGOTIATIONS:** Councilmember Phillips moved to go into closed meeting at 7:02 p.m.; second by Councilmember Wilkey; roll call vote as follows:

Robert Cox	-	AYE
Waldo Galan	-	AYE
Scott Phillips	-	AYE
Phil Schmidt	-	AYE
Carter Wilkey	-	AYE

**ADJOURN:** Councilmember Phillips moved to adjourn at 7:37 p.m.; second by Councilmember Galan; vote unanimous.

  
\_\_\_\_\_  
Renon Savage, MMC  
City Recorder

**EXHIBIT "A"**  
**CITY COUNCIL – FEBRUARY 25, 2026**

3<sup>RD</sup>

Nova Jensen

Why America is so Great

I love America. I love freedom. A long time ago, we had a war for freedom and the right to make our own choices. The British were like parents, telling us to clean our room, but America grew up and needed to step out on its own. That's what we did.

What I like about freedom is that we can choose right or wrong, and that means we can choose right! Freedom also grants us the privilege to be able to say things and do things that we want. We can use our Freedom to help others by sharing. We also can do things like play games and ride bikes outside and be safe. I feel very lucky that America lets me be free.

America's mother nature is really beautiful too. We have beautiful beaches. For example, Florida, California, and Mississippi. We have beautiful grasslands in Kansas and Missouri. We have lakes in Utah, Arkansas, and Tennessee. We have deserts in Arizona and Nevada. And we have mountains in Colorado and Alaska. We also have volcanoes in Hawaii and Washington.

I also love that in America, the people help everyone out. Like in our town, they are considering changing school to a four-day week because most kids miss Fridays. This shows that they care about kids. Neighbors help too. Last Christmas, a mystery person would come to our door and knock and give us all sorts of things, along with a manger set. It made me feel loved. So everyone helping each other, the beautiful nature, and our freedom makes America happy to live in.

## Why I Love Living in America Essay

Fiddlers Elementary

Mrs. Williams

By:Carson

Did you know that Americans eat around 100 acres of pizza every day? This is only one reason why I love living in America. Keep reading and I will tell you more! First, you could go camping. Camping is really cool, I went one time. You could also go swimming at the Cedar City Aquatic center. They have a big slide and a lazy river. They also have an indoor water park. I also like going to the arcade. They have laser tag and even a battle game. They also have a movie theater in the arcade, there is another movie theater called mega pizzaplex. Next, Christmas is a holiday that is fun and makes you so happy when you wake. It's so fun to rip open the wrapping to see a very cool toy to play with. I got a meta quest 3s for Christmas. Let's see what you get. Last, people can help in America by helping you get something or help you fix something. Doctors help by treating a wound or fixing a broken bone. Firefighters can help by saving someone from a fire or putting out a fire. Police can help by making the outside world safe and capturing criminals. Lastly, we have freedom because we don't have a King or Queen to boss us around and we won the war with civil rights so people are treated equally. Lastly, I love living in America because we have freedom and a good military. I feel very protected. We have great schools to learn, we have police, firefighters and medical people to treat injuries. We have playgrounds to play in and waterparks to go to. There are gas stations, I like slushies there. It was so cool I saw snacks and MORE snacks. Camping is also really cool. I like roasting marshmallows and putting chocolate and it with graham crackers. Going to the park is also fun. I sometimes do some ding dong ditching with friends. I also like making jokes with friends. I also love going to school to see my teachers. New years is fun. Also the 4th of July is also fun going swimming. We barely get tsunamis and tornados. We also have supermarkets to shop at with fresh products to buy, like Smiths and Walmart. I went to Walmart, they had cream donuts. They are so good. We have different states to go to like California and Vegas, Arizona,,New Mexico, Texas, Washington and Minnesota. You could go swimming with sharks. We have freedom of speech {no bad things said} we

celebrate MLK Day and Presidents Day. In conclusion, that is why I love living in America. Bye guys, have fun living in America, stay safe out there you guys.

## Why I love living in



## The United States of America.



By Willow Valerio

I love living in The United State of America. Americans have freedom and the right do almost whatever we want whenever we want. For example, citizens of Cedar City UT can go shopping at Walmart, Target, Costco, and JC Penny for food, clothes and trinkets. Freedom allow Americans to do things like shopping.



The Unites State is a huge country with 50 states. It has a constitution with citizens that vote. There are 330 million people living in the United State of America.

I love living in America because there are so many cool facts. Here are five interesting facts about The United State of America.




- 1- Even though English is the most common language there is no official language because people are immigrants from other countries that speak different languages.
- 2- In Washington DC there is a library that is biggest in the world. It is called The Library of Congress. There are millions of book, photographs, and maps.
- 3- In The United States we experience all five climate zones. They are tropical, dry, continental, polar, and temperate. This offers people that live here multiple climate zones to experience.
- 4- The Unites State of America's flag was originally a 17 year old person's high school project. The grade for it was a B minus before it became the flag of The United States.
- 5- Washington D.C. was named after George Washington who was the first president.

Another reason I love living in The United State of America is because immigrants from all over the world can come here and have the freedom like we do.

I love living in The United States of America because of where I live, Cedar City Utah. Utah is know for its beautiful national parks. Utah has so many national parks and one of those national parks is Zion. The first people to find Utah were the Native Americans. Utah became a state on January 4<sup>th</sup> 1896.



There is gem called the red beryl that you can only find in Utah. Utah is one of the safest states to live in. The other safe states to live in are New Hampshire, Maine, Vermont, Massachusetts, Idaho, Rhode Island, Wyoming,



Connecticut, Hawaii, Minnesota, and New Jersey. The United States of America is a very safe place to live in if you want to come visit.

The United State of America varies in food types. It goes from Mexican tacos to Italian pizzas and everything in between. Some of my favorites are spaghetti pasta, sweet sugar candy, and amazing meats!

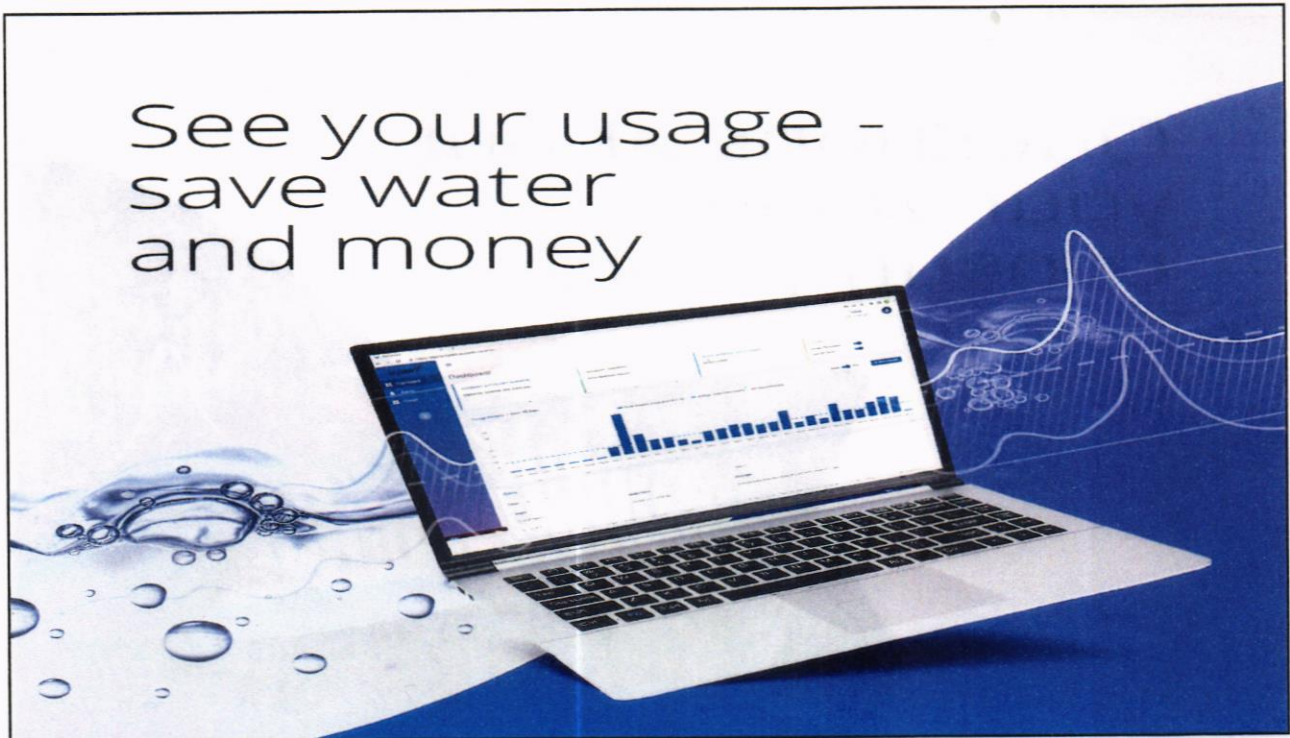
Thank you for reading my essay about The United States of America.



EXHIBIT "B"  
CITY COUNCIL - FEBRUARY 25, 2026



1



2

View and manage your water usage 24/7!




3

Questions about your water consumption?



4

Detect possible leaks at a glance!



5

Have peace of mind when out of town



6

# cedarcitywater.my360-app.com

My360
My360

Email Address

Password 👁

Remember Me

**Login**

[Forgot your password?](#)  
[Create an account!](#)  
 Language: English (EN)

7

My360
My360

## Create an Account

Step 1   Step 2   Step 3

Provide the following info as it appears on your bill.

Account Number

100013

Full Name


The Grouch, Oscar

Street Address

123 Sesame Street


**Continue**   **Back**

[Already have an account? Login](#)




### Cedar City Utility Bill

10 N. Main St. • Cedar City, Utah 84720  
 Business Office • (435) 586-2951 • Fax 586-4362



Scan for Water Rates



7012 \*\*\*\*\*MIXED AADC 840

**The Grouch, Oscar**  
 P.O. Box 789  
 Cedar City, UT 84720

BILLING DATE	1/30/2026
DUE DATE	2/23/2026
ACCOUNT NO.	1.0001.3

Utility Billing Cycle from 1/01/2026 to 1/31/2026 at **123 Sesame Street**

METER ID	PREVIOUS DATE / READING	PRESENT DATE / READING	TOTAL CONSUMPTION	SERVICE	TOTAL CHARGE

8



9



10



11



12

**Alerts - AMI Multi-meter 1,0001,3**

**Usage Threshold**

ACCOUNT: 04-2915-01 METER: 700847590 METERNAME: HOME

This account's average daily usage for the last 30 days was 18,677.300 Gallons

Enabled

Send me an alert when my account uses more than  per day.

**Out Of Town (per meter)**

METER: 700847590 METERNAME: HOME

Enabled

From: 07/13/2023 Please send me an alert when my Total usage exceeds

13

**Accounts**

AMR MULTI-METER 04-2915-01 - Active + Add Account

Account Number: 09-2205-04 (Active)	Meter Number: 11476379 (Active)	Account Nickname: AMR Multi-meter	Meter Nickname: Home	Name: The Grouch, Oscar	Location: 123 Sesame Street
Account Number: 1009994	Meter Number: 123335562 (Inactive)	Account Nickname: AMR Account	Meter Nickname: Main Meter	Name: Cookie Monster	Location: 123 Sesame Street browstone building Apt

14

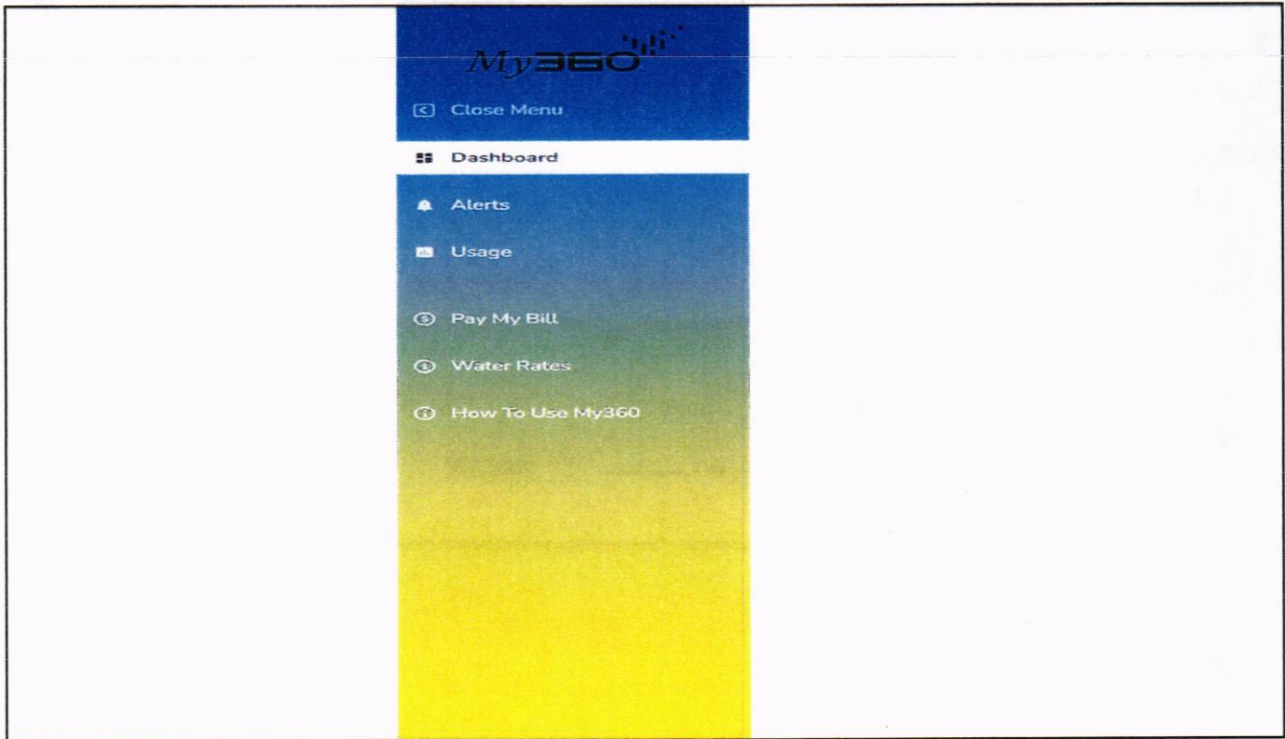


EXHIBIT "C"  
CITY COUNCIL – FEBRUARY 25, 2026



IRON COUNTY  
**CARE &  
SHARE**

**2025 Annual  
Report**

- Food Pantry
- Homeless Shelter
- Cities Mitigation Funding



1

## ICCS Services

- Community Food Pantry
- Emergency Shelter
- Drop-In Services (meals, showers, laundry, and case management services)
- Client Services (case management, referrals, voucher programs)

2

## Food Pantry 2025 Service Levels

### **Food Pantry Service Delivery**

- Food Distributed = 408,713 lbs.
- Non-Food Distributed = 14,653 lbs.

### **Pantry Client Numbers**

- 1,270 Unique Households Served
- 3324 Total Served
- 528 New Households Signed-up

3

## Homelessness Service Levels

- 445 Emergency Shelter Enrollments in 2025:
- Adults and Families, Seniors, Veterans
- 26% of Shelter Enrollments were Seniors (approx. 115 of 445 shelter clients).

4

## Disabilities/Barriers

Increase in Client Barriers from 2024 to 2025

<b>2024</b>	<b>2025</b>
<b>Chronic Health Condition – 36%</b>	<b>Chronic Health Condition – 43%</b>
<b>Developmental Disability – 18%</b>	<b>Developmental Disability – 23%</b>
<b>Drug Use Disorder – 17%</b>	<b>Drug Use Disorder – 21%</b>
<b>Mental Health Disorder – 40%</b>	<b>Mental Health Disorder – 57%</b>
<b>Physical Disability – 30%</b>	<b>Physical Disability – 55%</b>

5

## Drop-In Services

- Meals: 1599 Breakfasts, 5710 Sack Lunches, and 3841 dinners provided to Unsheltered/Food Insecure community members in 2025 for a total of 11,150 meals.
- 824 Shower Appointments.
- 352 Hygiene Supplies and 444 ‘Other’ supplies (Infant and Adult Diapers, Bedding, etc.)
- 264 Laundry Appointments

6

## Cities Mitigation Funding Report

Mitigation funding is meant to offset the impact of shelter on the community.

### ICCS Projects Supported by Mitigation Funding:

- Shelter Security Guards
- Coordinated Entry/Community Case Manager position
- Drop-In Services

7

## Cities Mitigation Funding Report

### Shelter Security Impact

- 42.02% reduction in calls for Law Enforcement Assistance during initial year.
- Approximately 70% of Emergency Calls are for Medical and Mental Health Emergencies.
- Consistent feedback from Clients and Staff say they feel safer with the presence of Security Guards.

8

## Municipality & Service Provider Coordination Meeting

Bi-Annual Meeting to discuss use of Cities Mitigation Funding and coordination between providers, community, and Law Enforcement/Municipal leadership.

9

## Contact Info

James Jetton, ICCS Executive Director  
Co-Chair, Iron LHC

Jamesj@careandshare-ut.org  
222 W 900 N  
Cedar City, UT 84721

Pantry: 435-586-4962  
Shelter: 435-586-5142

10

## Local Homeless Council

- LHCs are local planning bodies responsible for aligning funding, promoting data quality, and coordinating housing and homeless services.

- **Iron LHC Meetings:**

- Last Thursday of each month
- 3:15pm at the Visitor's Center
- Open to the public

Chair – Councilmember Carter Wilkey | Co-Chair – James Jetton

EXHIBIT "D"  
CITY COUNCIL – FEBRUARY 25, 2026




I know that it is past the actual mid year of the fiscal cycle. However, I like to wait until after the annual financial statements are issued to Council for the previous fiscal year, and because I want to capture that all important sales tax information for December Christmas sales since sales tax is our greatest revenue source. That money isn't received until 2 months after the sales were made.

## Tonight's Council Action Steps

 Receive and File 2025-26 Mid-Year Budget Review

The mid year budget review is an opportunity to get an overview of how the fiscal year is going and looking forward to the next fiscal year to get a preliminary look at what is potentially on the horizon.

At mid-year we are projecting an operating \$7.5 million surplus in the General Fund at fiscal year end. This does not include transfers or capital, so don't get too excited.



General Fund REVENUE Projections

We will first talk about General Fund Revenues.

## General Fund Revenues

- ❑ Revenue assumptions are conservative, based on historical trends, and current information available concerning the economy in the Nation, State and Iron County
- ❑ The 3 largest General Fund revenues are Sales Tax, Property Tax, and Other Taxes



Our revenue projections are intentionally conservative. They are based on historical trends and the most current economic information available at the national, state, and county levels. It's my job to keep up on trends and statistics regarding the economy, especially when it comes to the consumer since they are the largest part of the economy.

The three largest revenue sources in the General Fund are Sales Tax, Property Tax, and Other Taxes. Together, these make up the majority of the City's ongoing operating revenues.

# TAX REVENUE INFORMATION

First 6 Months of Fiscal Year  
In Millions



I want to mention that I have tried up these numbers to be what was collected for the months of July thru December actual receipts, instead of when we received the money. This helps give us a better look at cyclical trends. Sales tax is our largest General Fund revenue source. The City receives 0.10% of the 6.75% sales tax rate — or 10 cents for every \$100 in taxable sales within City limits. This excludes RAP and TRT taxes. We've budgeted \$13 million this year, representing about 37% of the General Fund revenues. Collections are trending above projections.

Home values have continued to rise, consistent with national trends. Cedar City home values increased about 3.5% over the past year, with modest growth expected to continue. The current median price for a detached single-family home is approximately \$545,000.

Other Tax revenue, primarily franchise taxes on utilities, remains steady overall. Gas franchise tax is seasonal and peaks during the winter months, particularly February and March which will more than make up for the small shortfall shown.

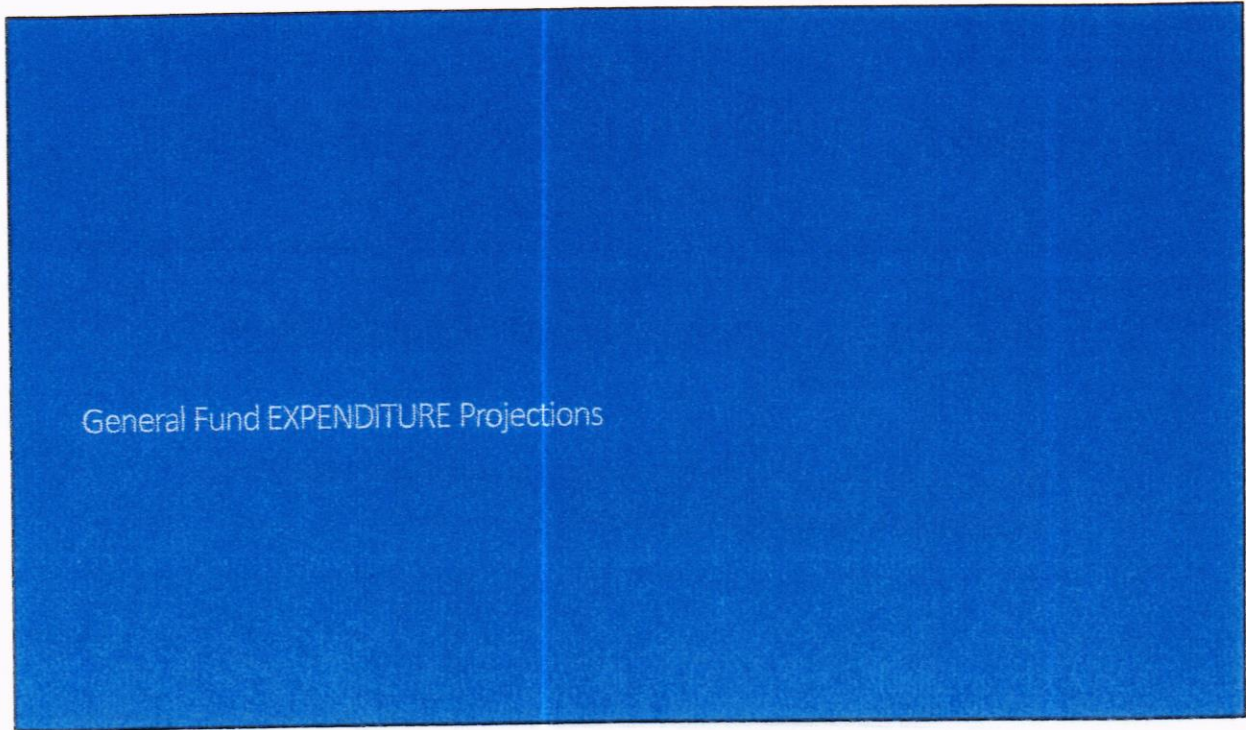
## TOTAL GENERAL FUND OPERATING REVENUES

in millions

Year	Revenue	Change from Prior Year	Change from Prior Year (%)
Actual 2018-19	\$22.5	\$1.5	6.5%
Actual 2019-20	26.1	3.6	13.8%
Actual 2020-21	28.7	2.6	9.0%
Actual 2021-22	30.9	2.2	7.2%
Actual 2022-23	32.9	2.0	6.1%
Actual 2023-24	34.4	1.5	4.4%
Actual 2024-25	35.5	1.1	3.1%
Adopted Budget 2025-26	31.1	(8.0)	(29.0%)
Projected Actual 2025-26	34.9	(.61)	(1.8%)

This slide shows the City's operating revenues over the past seven years, along with the budgeted and projected revenue for the current year. These figures reflect ongoing operating revenues only and do not include transfers from reserve funds or other funds. Also, I did not project any increases in the City investments due to the unpredictability of the economy right now, so that is why the projections are below the 2024-25 actuals.

It's important to remember that a City's financial health is measured by whether its operating revenues consistently exceeds its operating expenditures.



Which leads me to expenditures and what we expect for this fiscal year.

## 2025-26 GENERAL FUND OPERATING Expenditure Projections

❖ Expenditures are 47% spent through 50% of the year as of December 2025

❖ Projected year-end actual to be slightly below beginning expenditure budget of \$27.5 million

As of December 2025, we are 50% through the fiscal year and have spent 47% of the budget, which puts us in a favorable position.

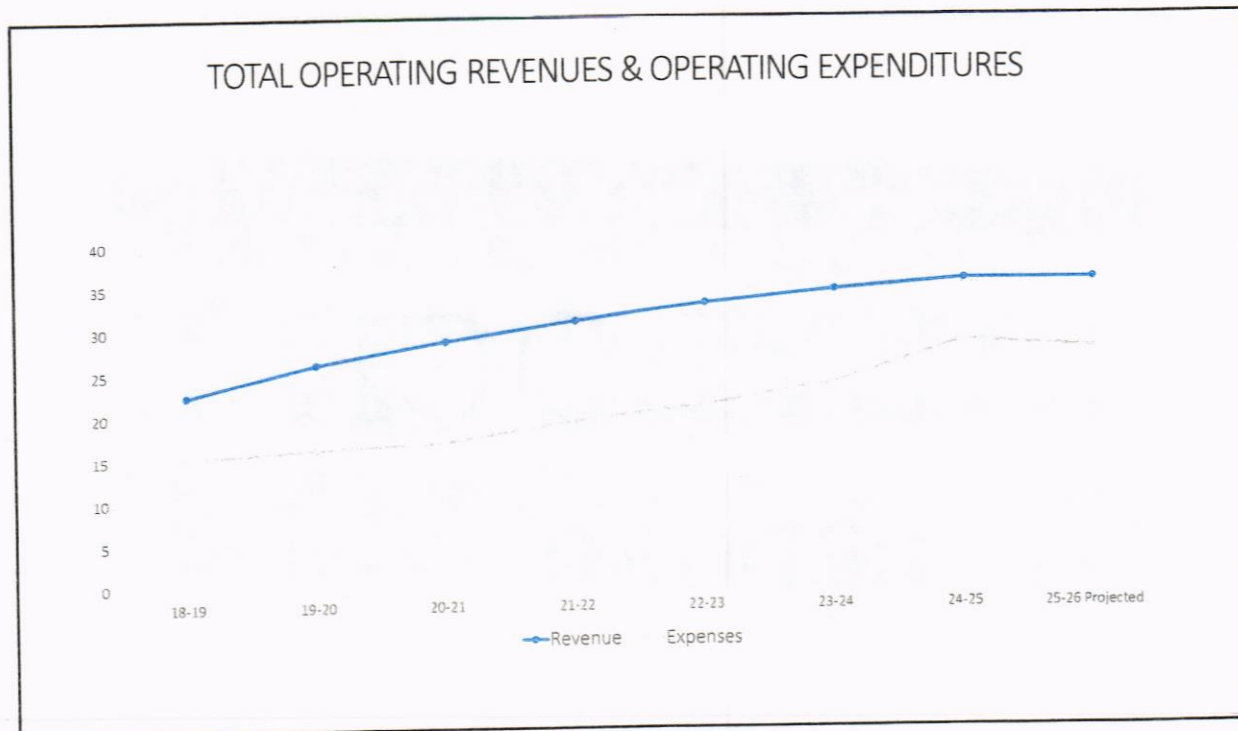
We currently project year-end expenditures to come in at the original budget of \$27.5 million

# TOTAL OPERATING EXPENDITURES

in millions

Year Ending	Actual Amount	Year to Year Difference	Year to Year % change
Actual 2018-19	15.3	(1.5)	(10.1%)
Actual 2019-20	16.2	0.90	5.5%
Actual 2020-21	16.9	.67	4.0%
Actual 2021-22	19.3	2.4	12.7%
Actual 2022-23	21.0	1.8	8.4%
Actual 2023-24	23.6	2.5	10.6%
Actual 2024-25	28.4	4.9	17.2%
Adopted Budget 2025-26	27.5	(0.9)	(3.3%)
Projected Actual 2025-26	27.5	(0.9)	(3.3%)

Overall, the long-term trend shows steady growth in expenditures, with a bump every 2 to 3 years. This latest, in 24-25, was due to cost increases in materials used to provide services in Streets, Parks, and Cross Hollow. This comparison focuses strictly on day-to-day operations, of providing services to the community, and does not include capital projects.




This chart shows the General Fund Total Operating Revenues and Total Operating Expenditures together. We expect operating revenues to outweigh operating expenditures in 2025-26 by \$7.5 million. This is based on the performance of the first 6 months of the fiscal year. Of course, a lot could happen in the next months until July. If something significant were to happen, I would report that out to Council as soon as I knew the impact it would have on the City's finances.



Finally let's talk about the Unassigned Fund Balance which is our nest egg or our savings account.

## General Fund Unassigned Balance



This reflects what the Fund Balance could grow to before we transfer monies to take care of vital projects to maintain infrastructure that is non operating. Transfers out this fiscal year is budgeted at 2.2 million.

# CONCLUSIONS

So in conclusion...

## Conclusions

- Sales Tax Revenue is trending upward. Christmas sales were up
- Property Tax valuations will potentially see increases
- 2025-26 Revenues estimated to be \$3.8 million higher than originally budgeted
- 2025-26 Expenditures estimated to be around what was originally budgeted

Sales tax collections continue to show positive momentum. Holiday spending, particularly during the Christmas season, came in stronger than expected, which is contributing to the upward trend we're seeing in overall sales tax revenue.

Based on current market activity and valuation trends, we anticipate that property values may increase. If that holds true, it could result in additional property tax revenue, even if the certified tax rate remains the same or decreases.

Overall revenues for fiscal year 2025–26 are currently projected to exceed the original budget by approximately \$3.8 million. This reflects stronger-than-anticipated performance in key revenue categories.


At this point, spending is tracking close to the original budget. Departments are managing expenditures carefully, and we expect total year-end spending to come in near what was approved.

## Tonight's Council Action Steps



Receive and File 2019-20 Mid-Year Budget Review

This item is just a receive and file item, no action is necessary. Are there any questions?



**CITY COUNCIL CLOSED MEETING**  
**FEBRUARY 25, 2026**

The City Council held a closed meeting on Wednesday, February 25, 2026, at 7:05 p.m. in the Council Chambers at the City Office, 10 North Main, Cedar City, Utah.


**MEMBERS PRESENT:** Mayor: Steve Nelson; Councilmembers: Robert Cox; Waldo Galan; Scott Phillips; Phil Schmidt; Carter Wilkey.

**STAFF PRESENT:** City Manager Paul Bittmenn; City Attorney Randall McUne; City Engineer Kent Fugal; City Recorder, Renon Savage.

**PENDING LITIGATION:**

**PROPERTY NEGOTIATIONS:**

**ADJOURN:** Councilmember Phillips moved to adjourn at 7:37 p.m.; second by Councilmember Galan; vote unanimous.

  
\_\_\_\_\_  
Renon Savage, MMC  
City Recorder