

Fairfield Town

Utah County, Utah

PUBLIC NOTICE IS HEREBY GIVEN THAT The Town Council of Fairfield, Utah Shall hold a Regular Session Meeting on March 11, 2026, @ 7:00 P.M. At the Town Office, 121 West Main Street, Fairfield, Utah.

Call to Order

- 1) Roll Call
- 2) Prayer / Pledge Of Allegiance

Reports and discussion

- 1) Sheriff's Department Update.
- 2) Planning Commission Update.

General Public Comment (2-minute limit per person): Comments are for any matter not on the agenda and not related to a pending land use application. *Two minutes per person, with a total limit of 14 minutes.*

Business Items

The Council will discuss (without public comment) and may approve the following items:

- 1) Update on the AIB loan through the Inland Port Authority
- 2) Budget discussion with the Town Treasurer
- 3) Discuss and vote to approve the landscaping architectural design
- 4) Discuss and approve maintenance and landscaping for the Town Office
- 5) Discussion on animal control
- 6) Discuss and approve sending out the RFP for the North Waterline Extension
- 7) Discuss and approve the Franchise Agreement for Enbridge Gas
- 8) Discuss and approve Playground Equipment Bids
- 9) Discuss amending the budget for fiscal year 2025-2026

Consent Items

The Council may approve these items without discussion or public comment and may remove an item to the Business Items for discussion and consideration.

- 1) Approval of Financials: December 31, 2025, and January 31, 2026.

Closed Session

Possible motion to enter into closed session for the purchase, exchange, or lease of property; pending or reasonably imminent litigation; the character, professional competence, or the physical or mental health of an individual; or the deployment of security personnel, devices, or systems.

Adjournment

Supporting materials are available for inspection on the Town Website, <https://fairfieldtown-ut.gov/>. Questions and comments to Staff and/or Council may be submitted to sshelley@fairfieldtown-ut.gov.

Join Zoom Meeting: <https://us06web.zoom.us/j/84391425968?pwd=f7dEpPJabPB0ZFbbDWOIPvWGB1Bskm.1>

Meeting ID: 843 9142 5968

Passcode: 617070

PLEASE NOTE: The order of items may be subject to change at the discretion of the Mayor. One or more council members may participate by electronic telecommunication means such as phone, internet, etc., so that they may participate in and be counted as present for all meeting purposes, including the determination that a quorum is present.

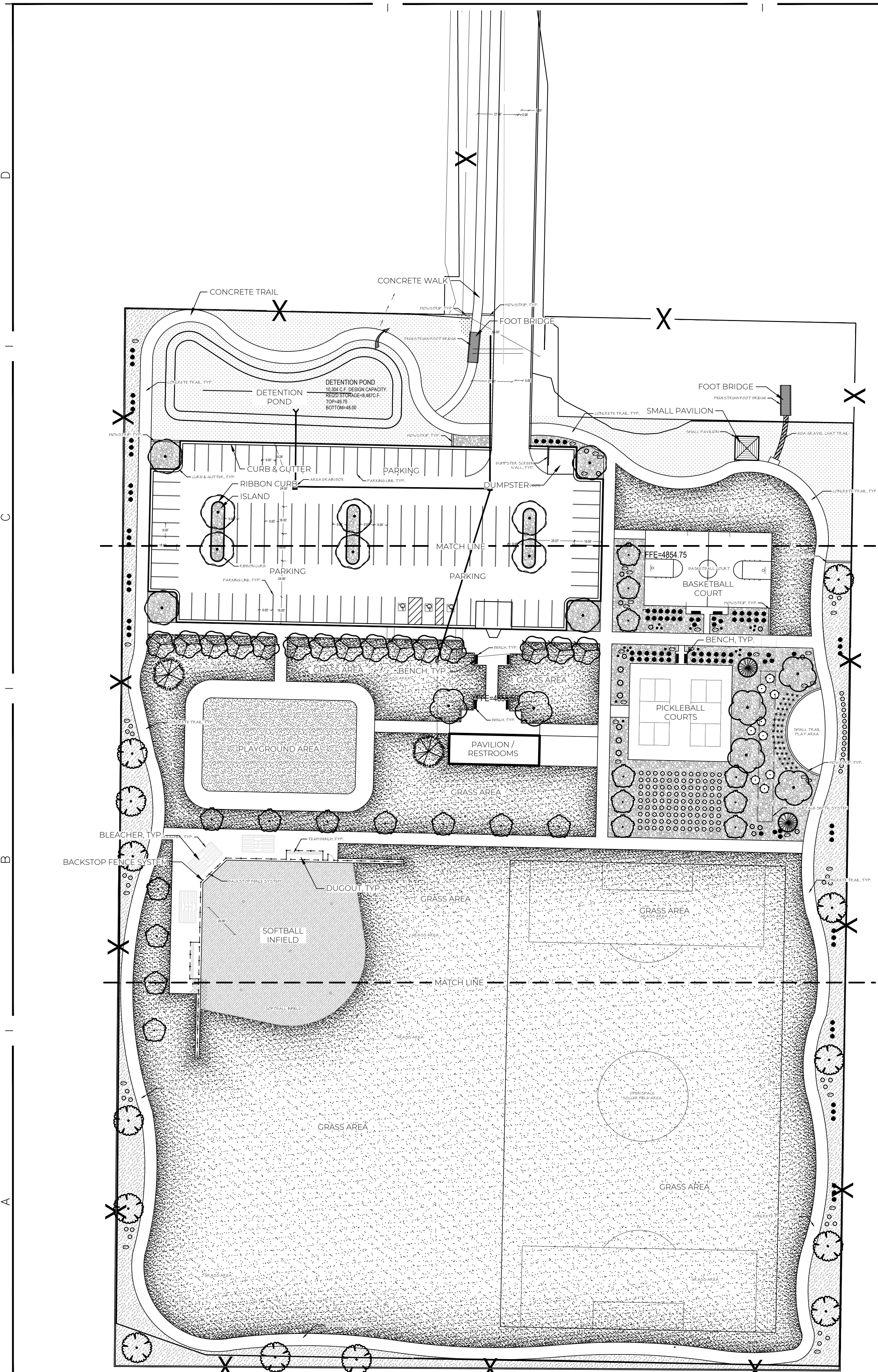
Certificate Of Posting

The above agenda notice was posted on or before the 10th day of March 2026 at the location of the meeting, Fairfield town office, 121 West Main Street, Fairfield, UT, and at the Fairfield town website <https://fairfieldtown-ut.gov/meetings/>, and on the Utah State public notice website at <https://www.utah.gov/pmn/index.html>.

In Compliance With The Americans With Disabilities Act, Individuals Needing Special Accommodations (Including Auxiliary Communicative Aids And Services) During This Meeting Should Notify Town Offices At (801) 766-3509.

Date

Stephanie Shelley Town Recorder/Clerk



PLANTING SCHEDULE

SYMBOL	CODE	BOTANICAL / COMMON NAME	SIZE	QTY
TREES				
	GT1	Gleditsia triacanthos 'Imperial' / Imperial Honeylocust	2" Cal.	10
	KOE PAN	Koeleria paniculata / Golden Rain Tree	2" Cal.	15
	PIC G22	Picea pungens 'Glauca' / Blue Colorado Spruce	9' Ht.	2
	PPG	Picea pungens glauca 'Bakeri' / Colorado Blue Spruce	8' Ht.	2
	PV2	Prunus virginiana 'Canada Red' / Canada Red Chokecherry	2" Cal.	6
	PYR BRA	Pyrus calleryana 'Bradford' / Bradford Callery Pear	2" Cal.	13
	QSL	Quercus x 'Scarlet Letter' / Scarlet Letter Columnar Oak	2" Cal.	20
SHRUBS				
	ERI NAU	Ericameria nauseosa / Threadleaf Rubber Rabbitbrush	1 gal.	20
	NEP PBL	Nepeta x faassenii 'Purrsian Blue' / Purrsian Blue Catmint	1 gal.	150
	PM	Pinus mugo 'Slowmound' / Mugo Pine	1 gal.	12
	PB	Prunus besseyi 'Pawnee Buttes' / Sand Cherry	1 gal.	9
	SAN CHA	Santolina chamaecyparissus / Lavender Cotton	1 gal.	45
GRASSES				
	CA	Calamagrostis x acutiflora 'Karl Foerster' / Feather Reed Grass	1 gal.	85
	PEN RU4	Pennisetum setaceum 'Rubrum' / Purple Fountain Grass	1 gal.	6
SUCCULENTS				
	SED AU3	Sedum x 'Autumn Joy' / Autumn Joy Sedum	1 gal.	19
INERT MATERIAL				
	BOU DE2	BOULDER SURFACE SELECT / DECORTIVE BOULDERS	2' - 3'	34
GROUND COVERS				
	BAR BA9	BARK MULCH / BARK MULCH	None	20,482 sf
	CR3	Crushed Angular Rock 3/4" minus chat / Owner to Select Color	N/A	90 sf
	CR2	Crushed Angular Rock 4"-6" / Owner to Select Color	N/A	15,825 sf
	PXW	Hydroseed Mix / Native Cabin Grass - Granite Seed	Hydroseed	23,140 sf
	POA PRA	Poa pratensis / Kentucky Bluegrass	sod	159,386 sf
	SOF DUR	Softball Infield Mix / Duraedge Classic or approved equal	---	10,726 sf

PLANTING NOTES

- CONTRACTOR TO VERIFY ALL CONDITIONS PERTAINING TO THIS PLAN AND REPORT ANY DISCREPANCIES IMMEDIATELY TO THE OWNER.
- THE CONTRACTOR SHALL LOCATE AND VERIFY ALL UTILITIES LINES PRIOR TO PLANTING AND SHALL REPORT ANY CONFLICTS TO THE OWNER.
- CONTRACTOR SHALL REPAIR ALL DAMAGES CAUSED BY OPERATIONS (WHICH OCCUR ON OR OFF SITE) TO THE OWNER'S SATISFACTION.
- ALL QUANTITIES SHOWN ARE APPROXIMATE AND ARE FURNISHED SOLELY FOR THE CONTRACTOR'S CONVENIENCE. THEY DO NOT NECESSARILY CORRESPOND TO BID SCHEDULE ITEMS. IN THE CASE OF ANY DISCREPANCIES, PLANS SHALL OVER-RIDE THE LANDSCAPE AND BID SCHEDULE QUANTITIES. CONTRACTOR SHALL VERIFY QUANTITIES SHOWN ON THE PLANS AND BASE THEIR BID ACCORDINGLY.
- DO NOT MAKE UNAPPROVED SUBSTITUTIONS. IF SPECIFIED LANDSCAPE MATERIAL IS NOT OBTAINABLE, SUBMIT PROOF OF NON-AVAILABILITY FROM AT LEAST FIVE SOURCES TO OWNER, TOGETHER WITH PROPOSAL FOR USE OF EQUIVALENT MATERIAL FOR FINAL APPROVAL.
- LAYOUT INDIVIDUAL TREE LOCATIONS, STAKE LOCATIONS, AND OUTLINE AREAS AND SECURE OWNER'S ACCEPTANCE BEFORE START OF PLANTING WORK. MAKE MINOR ADJUSTMENTS AS MAY BE DIRECTED.
- PERFORM PERCOLATION TEST ON ALL TREE PLANTING HOLES PRIOR TO PLANTING. INFORM OWNER OF CONDITIONS OF POOR DRAINAGE.
- LANDSCAPE CONTRACTOR SHALL COORDINATE AND ADJUST PLANT PLACEMENT WITH SPRINKLERS.
- ALL PLANT MATERIAL ON SITE SHALL BE LABELED AND INSPECTED AND APPROVED BY FAIRFIELD TOWN URBAN FORESTER OR REPRESENTATIVE PRIOR TO ANY INSTALLATION OF PLANT MATERIAL. CONTRACTOR SHALL BE RESPONSIBLE TO MAINTAIN ALL PLANT MATERIALS IN A HEALTHY STATE DURING CONSTRUCTION. ANY DAMAGE TO PLANT MATERIAL DUE TO NEGLIGENCE BY THE CONTRACTOR SHALL BE REPAIRED OR REPLACED AT THE CONTRACTOR'S EXPENSE.
- SEE SHEET L-500 SERIES FOR LANDSCAPE & IRRIGATION DETAILS.

CABIN GRASS SEED NOTES

- PROVIDE NATIVE CABIN GRASS HYDROSEED MIX ON ALL NATIVE GRASS AREAS.
- MAINTAIN NATIVE GRASS AREA FOR A FULL YEAR SEASON, PROVIDING 4 WEED CONTROL SPOT APPLICATIONS AND OVERSEEDING OF CABIN GRASS.



REVIEW SET NOT FOR CONSTRUCTION

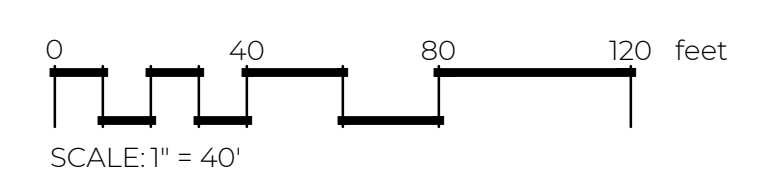
TITLE	OVERALL PLANTING PLAN
PROJECT	FAIRFIELD TOWN PARK
CLIENT	FAIRFIELD TOWN
ADDRESS	69 WEST MAIN STREET, FAIRFIELD TOWN, UT 84013

NO.	DATE	DESCRIPTION

DATE: 03-05-2026
 JOB NUMBER: 80029
 CHECKED BY: HISLOP

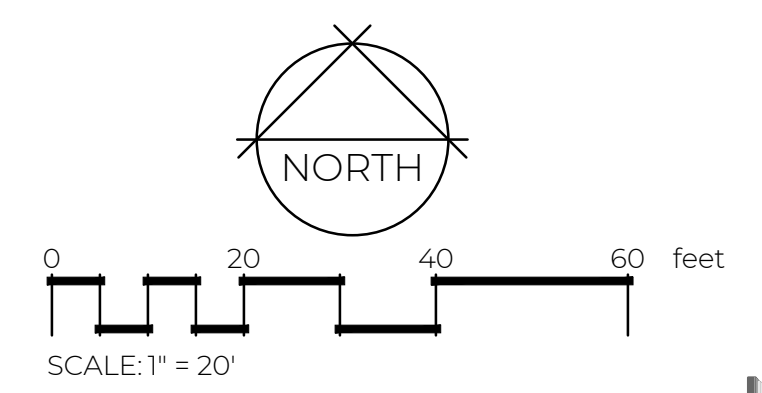
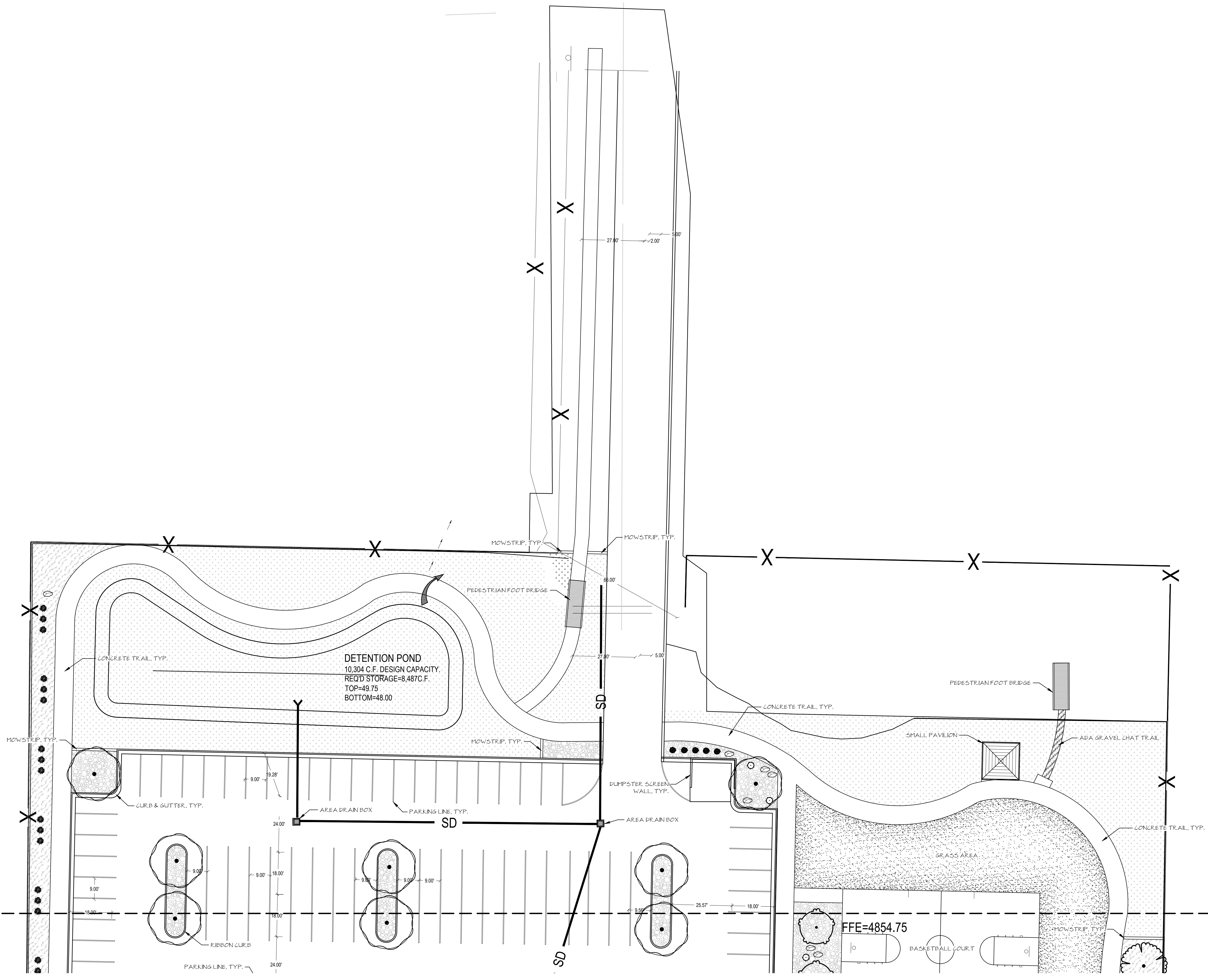
SHEET
L100

REVIEW SET NOT FOR CONSTRUCTION



ALL DRAWINGS, SPECIFICATIONS, DESIGNS AND IDEAS REPRESENTED HEREIN ARE AND SHALL REMAIN THE PROPERTY OF THE DESIGNER. NO PART THEREOF SHALL BE COPIED AND/OR DISCLOSED TO OTHERS OR USED IN CONNECTION WITH ANY OTHER PROJECT OTHER THAN THE SPECIFIC PROJECT FOR WHICH THEY HAVE BEEN PREPARED WITHOUT THE WRITTEN CONSENT OF THE DESIGNER. WRITTEN DIMENSIONS OF THESE DRAWINGS SHALL HAVE PRECEDENCE OVER SCALED DIMENSIONS. CONTRACTORS SHALL VERIFY AND BE RESPONSIBLE FOR ALL DIMENSIONS AND CONDITIONS ON THE JOB. NOTIFY DESIGNER OF ANY VARIATIONS FROM THE DIMENSIONS AND CONDITIONS SHOWN BY THEIR DRAWINGS. COPYRIGHT © 2025 PRIME LANDSCAPE ARCHITECTURE, LLC.

A B C D



TITLE	PLANTING PLAN
PROJECT	FAIRFIELD TOWN PARK
CLIENT	FAIRFIELD TOWN
ADDRESS	69 WEST MAIN STREET, FAIRFIELD TOWN, UT 84013

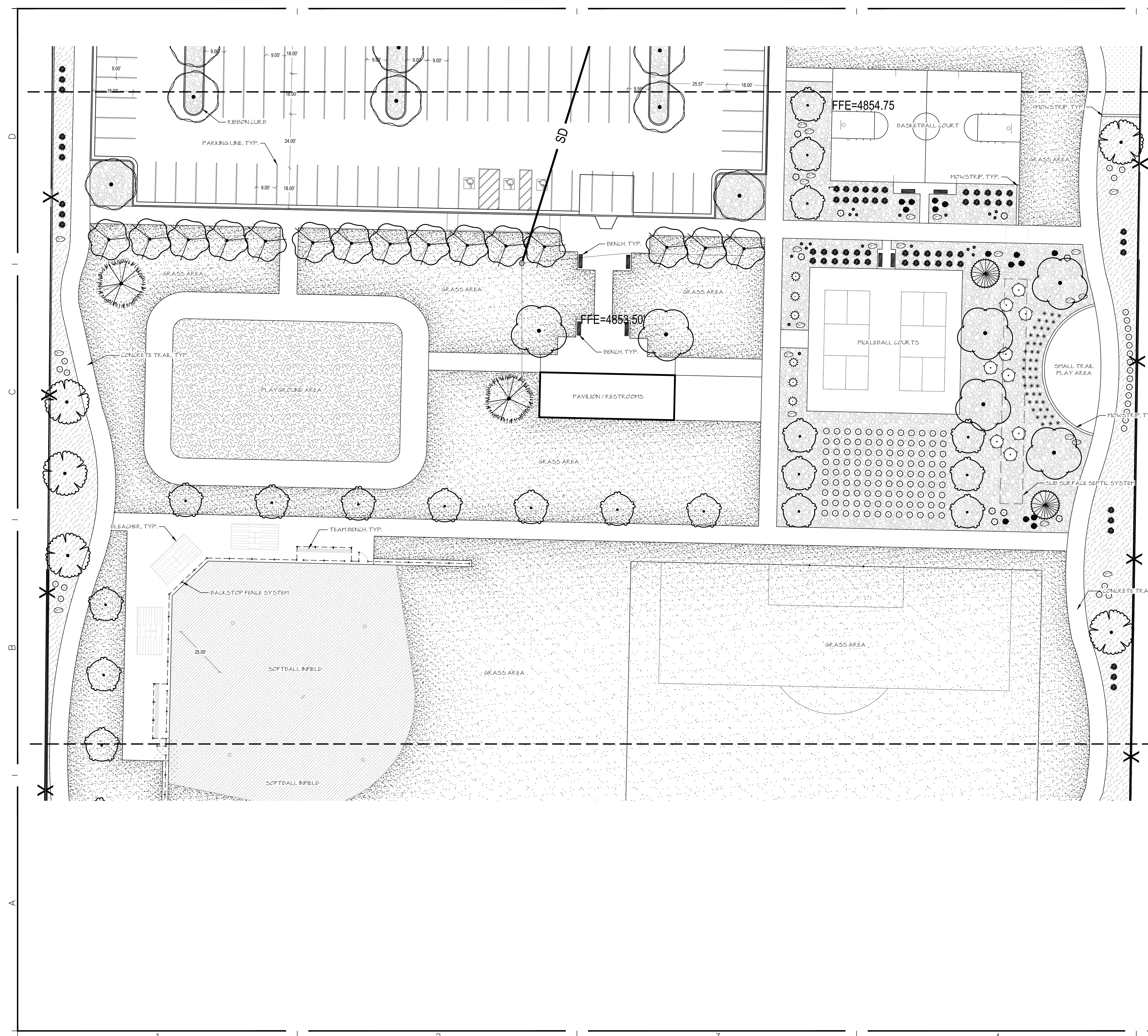
REVISIONS	
NO.	DESCRIPTION

DATE: 03-05-2026
 JOB NUMBER: 80029
 CHECKED BY: HISLOP

SHEET
L101

ALL DRAWINGS, SPECIFICATIONS, DESIGNS AND IDEAS REPRESENTED HEREIN ARE AND SHALL REMAIN THE PROPERTY OF THE DESIGNER. NO PART THEREOF SHALL BE COPIED AND/OR DISCLOSED TO OTHERS OR USED IN CONNECTION WITH ANY OTHER PROJECT OTHER THAN THE SPECIFIC PROJECT FOR WHICH THEY HAVE BEEN PREPARED WITHOUT THE WRITTEN CONSENT OF THE DESIGNER. WRITTEN DIMENSIONS OF THESE DRAWINGS SHALL HAVE PRECEDENCE OVER SCALED DIMENSIONS. CONTRACTORS SHALL VERIFY AND BE RESPONSIBLE FOR ALL DIMENSIONS AND CONDITIONS ON THE JOB. NOTIFY DESIGNER OF ANY VARIATIONS FROM THE DIMENSIONS AND CONDITIONS SHOWN BY THEIR DRAWINGS. COPYRIGHT © 2025 PRIME LANDSCAPE ARCHITECTURE, LLC.



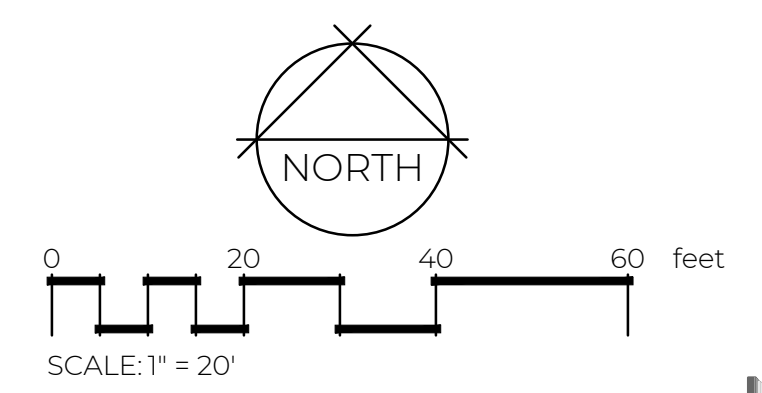


TITLE	PROJECT	CLIENT	ADDRESS
PLANTING PLAN	FAIRFIELD TOWN PARK	FAIRFIELD TOWN	69 WEST MAIN STREET, FAIRFIELD TOWN, UT 84013

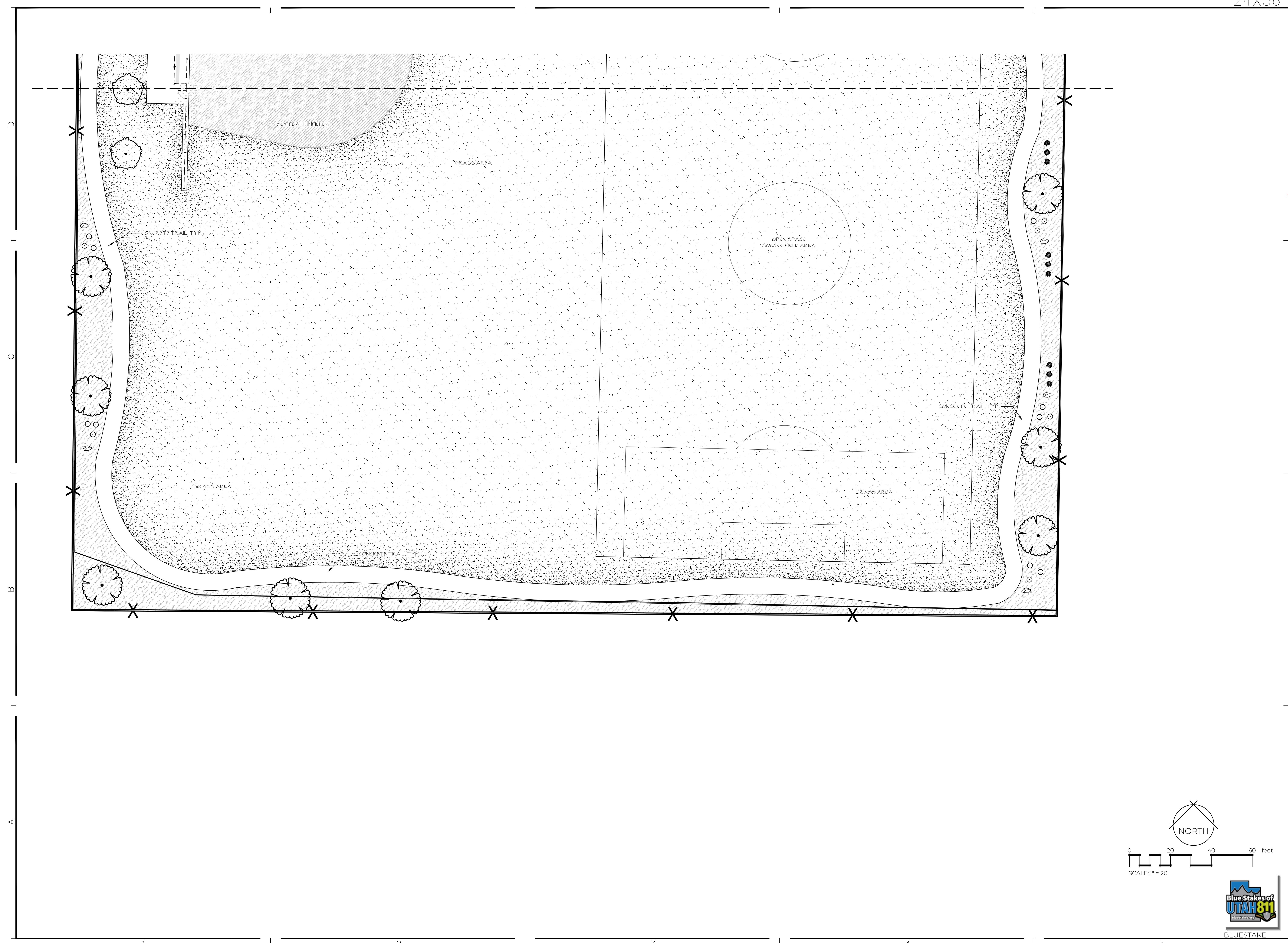
REVISIONS	
NO.	DESCRIPTION

DATE: 03-05-2026
 JOB NUMBER: 80029
 CHECKED BY: HISLOP

SHEET
L102



ALL DRAWINGS, SPECIFICATIONS, DESIGNS AND IDEAS REPRESENTED HEREIN ARE AND SHALL REMAIN THE PROPERTY OF THE DESIGNER. NO PART THEREOF SHALL BE COPIED AND/OR DISCLOSED TO OTHERS OR USED IN CONNECTION WITH ANY OTHER PROJECT OTHER THAN THE SPECIFIC PROJECT FOR WHICH THEY HAVE BEEN PREPARED WITHOUT THE WRITTEN CONSENT OF THE DESIGNER. WRITTEN DIMENSIONS OF THESE DRAWINGS SHALL HAVE PRECEDENCE OVER SCALED DIMENSIONS. CONTRACTORS SHALL VERIFY AND BE RESPONSIBLE FOR ALL DIMENSIONS AND CONDITIONS ON THE JOB. NOTIFY DESIGNER OF ANY VARIATIONS FROM THE DIMENSIONS AND CONDITIONS SHOWN BY THEIR DRAWINGS. COPYRIGHT © 2025 PRIME LANDSCAPE ARCHITECTURE, LLC.



TITLE	PLANTING PLAN
PROJECT	FAIRFIELD TOWN PARK
CLIENT	FAIRFIELD TOWN
ADDRESS	69 WEST MAIN STREET, FAIRFIELD TOWN, UT 84013

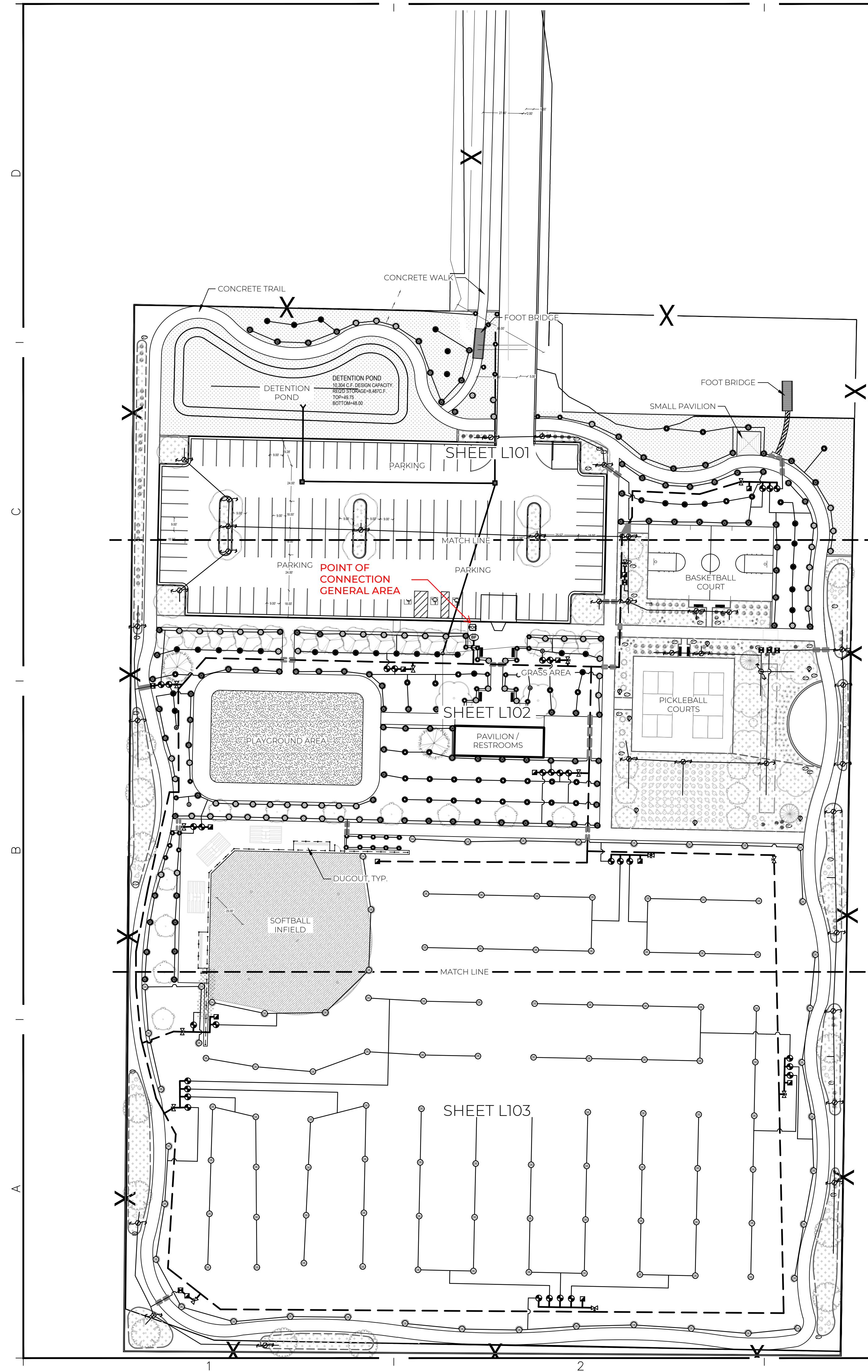
REVISIONS	
NO.	DESCRIPTION

DATE: 03-05-2026
 JOB NUMBER: 80029
 CHECKED BY: HISLOP

SHEET
L103

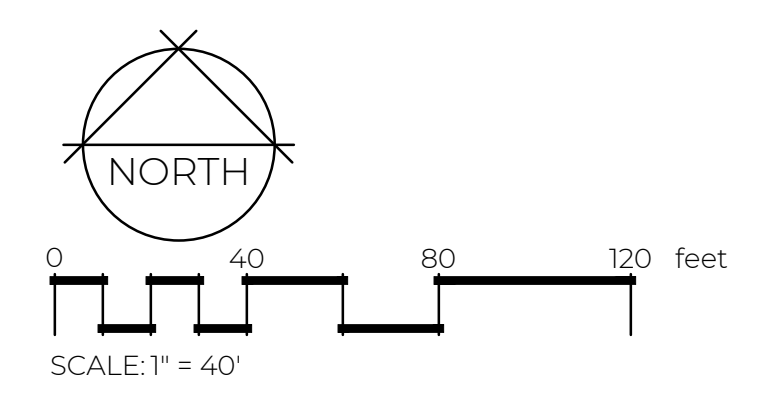
ALL DRAWINGS, SPECIFICATIONS, DESIGNS AND IDEAS REPRESENTED HEREIN ARE AND SHALL REMAIN THE PROPERTY OF THE DESIGNER. NO PART THEREOF SHALL BE COPIED OR USED IN CONNECTION WITH ANY OTHER PROJECT OTHER THAN THE SPECIFIC PROJECT FOR WHICH THEY HAVE BEEN PREPARED WITHOUT THE WRITTEN CONSENT OF THE DESIGNER. WRITTEN DIMENSIONS OF THESE DRAWINGS SHALL HAVE PRECEDENCE OVER SCALED DIMENSIONS. CONTRACTORS SHALL VERIFY AND BE RESPONSIBLE FOR ALL DIMENSIONS AND CONDITIONS ON THE JOB. NOTIFY DESIGNER OF ANY VARIATIONS FROM THE DIMENSIONS AND CONDITIONS SHOWN BY THEIR DRAWINGS. COPYRIGHT © 2025 PRIME LANDSCAPE ARCHITECTURE, LLC.





IRRIGATION SCHEDULE

SYMBOL	MANUFACTURER/MODEL/DESCRIPTION	QTY	PSI
	Rain Bird R-VAN14 RD-04-S-P45-F-NP Turf Rotary, 8ft.-14ft. 45-270 degrees and 360 degrees Hand Adjustable Multi-Stream Rotary w/RD1800 turf spray body on 4in. pop-up, with check valve and 45 psi in-stem pressure regulator. Flow Shield Tech. 1/2in. NPT Female Threaded Inlet. With Non-Potable Purple Cap.	43	45
	Rain Bird R-VAN18 RD-04-S-P45-F-NP Turf Rotary, 13ft.-18ft. 45-270 degrees and 360 degrees Hand Adjustable Multi-Stream Rotary w/RD1800 turf spray body on 4in. pop-up, with check valve and 45 psi in-stem pressure regulator. Flow Shield Tech. 1/2in. NPT Female Threaded Inlet. W/ Non-Potable Purple Cap.	100	45
	Rain Bird R-VAN24 RD-04-S-P45-F-NP Turf Rotary, 17ft.-24ft. 45-270 degrees and 360 degrees Hand Adjustable Multi-Stream Rotary w/RD1800 turf spray body on 4in. pop-up, with check valve and 45 psi in-stem pressure regulator. Flow Shield Tech. 1/2in. NPT Female Threaded Inlet. W/ Non-Potable Purple Cap.	138	45
SYMBOL	MANUFACTURER/MODEL/DESCRIPTION	QTY	PSI
	Rain Bird 6504-PC, FC-NP 04 Turf Rotor, 4in. Pop-Up, Plastic Riser, Adjustable and Full Circle. With Removable Seal-A-Matic Check Valve, 1in. Female Threaded Inlet. With Non-Potable Purple Cover.	7	40
	Rain Bird 6504-PC, FC-NP 06 Turf Rotor, 4in. Pop-Up, Plastic Riser, Adjustable and Full Circle. With Removable Seal-A-Matic Check Valve, 1in. Female Threaded Inlet. With Non-Potable Purple Cover.	112	40
SYMBOL	MANUFACTURER/MODEL/DESCRIPTION	QTY	
	Rain Bird XCZ-100-LC1 Wide Flow Drip Control Kit, for Light Commercial Uses. 1in. PEB Valve, with 1in. Pressure Regulating 40psi Basket Filter. 0.3-20 GPM.	6	
	Pipe Transition Point	41	
	Flush Valve	41	
	Area to Receive Drip Emitters	26,791 sf	
	Rain Bird XB-PC (2) Single Outlet, Pressure Compensating Drip Emitters. Flow rates of 0.5gph=blue, 1.0gph=black, and 2.0gph=red. Comes with a self-piercing barb inlet x barb outlet. Emitter Notes: 1.0 GPH emitters (2 assigned to each 1 gal plant) 1.0 GPH emitters (2 assigned to each 5 gal plant) 2.0 GPH emitters (2 assigned to each B & B, 2" Cal plant) 2.0 GPH emitters (2 assigned to each B & B, 1.5" Cal plant) 2.0 GPH emitters (2 assigned to each 2" Cal. plant) 2.0 GPH emitters (2 assigned to each 3" Cal. plant) 2.0 GPH emitters (2 assigned to each 8' Ht. plant) 2.0 GPH emitters (2 assigned to each 9' Ht plant)		
SYMBOL	MANUFACTURER/MODEL/DESCRIPTION	QTY	
	Rain Bird PPSB-PRS-D 1-1/2" 1in., 1-1/2in., 2in., 3in., 3in., Plastic Industrial Remote Control Valve. Low Flow Operating Capability, Globe Configuration. With Pressure Regulating Module, and Scrubber Technology for Reliable Performance in Dirty Water Irrigation Applications.	3	
	Rain Bird PPSB-PRS-D 2" 1in., 1-1/2in., 2in., 3in., 3in., Plastic Industrial Remote Control Valve. Low Flow Operating Capability, Globe Configuration. With Pressure Regulating Module, and Scrubber Technology for Reliable Performance in Dirty Water Irrigation Applications.	28	
	Rain Bird 44-RC 1" 1in. Brass Quick-Coupling Valve, with Corrosion-Resistant Stainless Steel Spring, Thermoplastic Rubber Cover, and 2-Piece Body.	12	
	Leemco LBT-BB 3in. (FPT X FPT) Brass Ball Valve.	13	
	Febco 880V 4" Reduced Pressure Backflow Preventer	1	
	Water Meter 4"	1	
	Irrigation Lateral Line: PVC Schedule 40	289.5 lf	
	Irrigation Lateral Line: PVC Schedule 40 1/2"	3,777 lf	
	Irrigation Lateral Line: PVC Schedule 40 3/4"	1,984 lf	
	Irrigation Lateral Line: PVC Schedule 40 1"	1,561 lf	
	Irrigation Lateral Line: PVC Schedule 40 1 1/4"	1,828 lf	
	Irrigation Lateral Line: PVC Schedule 40 1 1/2"	420.0 lf	
	Irrigation Lateral Line: PVC Schedule 40 2"	839.9 lf	
	Irrigation Mainline: PVC Schedule 40	2,520 lf	
	Pipe Sleeve: PVC Class 200 SDR 21	161.9 lf	



IRRIGATION NOTES

- WORKMANSHIP AND MATERIALS SHALL CONFORM TO ALL GOVERNMENTAL CODES AND REGULATIONS HAVING JURISDICTION. INSTALL ALL MATERIALS IN ACCORDANCE WITH MANUFACTURER'S RECOMMENDATIONS.
- IT IS THE RESPONSIBILITY OF THE IRRIGATION CONTRACTOR TO FAMILIARIZE HIM/HERSELF WITH ALL GRADES, LOCATION OF WALKS, STRUCTURES, AND UTILITIES. THE CONTRACTOR SHALL REPAIR OR REPLACE ALL ITEMS DAMAGED BY CONSTRUCTION.
- ALL UNDERGROUND UTILITIES ARE NOT SHOWN ON THESE PLANS. INSTALLER SHALL LOCATE ALL UNDERGROUND UTILITIES AT LEAST FORTY-EIGHT (48) HOURS BEFORE DIGGING. THE INSTALLER SHALL CALL BLUE STAKE, PROPERTY OWNER, AND CONSULT WITH ANY OTHER PERSONS OR AGENCIES HAVING INFORMATION ON LOCATIONS OF UNDERGROUND UTILITIES.
- NOTIFY PROJECT REPRESENTATIVE OF ANY DISCREPANCY FOUND BETWEEN THE CONSTRUCTION DOCUMENTS AND THE EXISTING SITE AND/OR MATERIALS TO BE INSTALLED. DO NOT INSTALL THE IRRIGATION SYSTEM AS SHOWN WHEN ANY UNKNOWN CONDITION SUCH AS OBSTRUCTIONS, DIFFERENCES IN GRADE AND AREA DIMENSIONS EXIST IN THE FIELD WHICH WERE NOT CONSIDERED IN THE IRRIGATION DESIGN. IN THE EVENT THAT NOTIFICATION IS NOT GIVEN BY THE CONTRACTOR TO OWNER'S REPRESENTATIVE, THEN THE CONTRACTOR SHALL ASSUME FULL RESPONSIBILITY FOR ANY REVISIONS OR CHANGE ORDERS.
- NO PART OF THIS SYSTEM SHALL BE INSTALLED IN ANY LOCATION OR MANNER WHICH MAY ENDANGER THE HEALTH, SAFETY, OR WELFARE OF THE PUBLIC. OPEN EXCAVATIONS SHALL BE BARRICADED OR COVERED. PROVIDE AND MAINTAIN ALL LIGHTS, WARNING SIGNS, BARRICADES, ETC. AS MAY BE REQUIRED OR NECESSARY TO PROTECT THE PUBLIC.
- INSTALLER SHALL CHECK THE STATIC WATER PRESSURE AT THE POINT OF CONNECTION PRIOR TO START OF INSTALLATION. IF PRESSURE IS 5 PSI HIGHER OR LOWER THAN SPECIFIED, THE INSTALLER SHALL NOTIFY THE PROJECT REPRESENTATIVE.
- THE PROJECT IS DESIGNED TO OPERATE AT A STATIC PRESSURE IN THE CITY MAIN OF 85 P.S.I. SET THE REMOTE-CONTROL VALVE PRESSURE REGULATOR TO PROVIDE AT LEAST 60 PSI TO THE LAST ROTOR HEAD IN THE CIRCUIT AND PROPER PSI FOR IRRIGATION SPRAY HEADS.
- PIPE PLACEMENT AND VALVE LOCATIONS ARE DIAGRAMMATIC. LOCATE PIPING AND VALVE BOXES IN PLANTING AREAS WHERE POSSIBLE.
- CONTRACTOR TO COORDINATE SLEEVING UNDER ALL PAVED SURFACE AREAS (CONCRETE WALKS, ROADS, PARKING AREAS, ETC.) WITH APPROPRIATE CONTRACTORS. SLEEVES SHALL BE A MINIMUM OF TWO TIMES LARGER THAN THE PIPE TO BE SLEEVED. IRRIGATION CONTROL WIRE WILL BE SLEEVED UNDER PAVEMENT ADJACENT TO THE IRRIGATION MAINLINE OR FROM THE CONTROLLER TO THE MAINLINE IN 2" CONDUIT. ALL CONTROL WIRES SHALL BE SLEEVED BETWEEN THE CONTROLLER AND IRRIGATION MAINLINE IN 2" CONDUIT.
- INSTALLER SHALL FILL AND COMPACT EXCAVATIONS SO THAT THEY ARE FLUSH WITH SURROUNDING GRADE AND WILL NOT SETTLE.
- INSTALL ALL DRIP IRRIGATION ACCORDING TO MANUFACTURER'S RECOMMENDATIONS.
- ALL DRIP TUBING SHALL BE HELD IN PLACE BY SOIL STAPLES. IN SANDY SOILS PLACE ONE STAPLE EVERY THREE FEET. IN LOAM SOIL ONE STAPLE EVERY FOUR FEET, AND IN CLAY SOIL ONE STAPLE EVERY 5 FEET. PLACE TWO STAPLES ON EACH CHANGE OF DIRECTION (TEE, ELBOW OR CROSS).
- INSTALL POINT SOURCE DRIP IRRIGATION ACCORDING TO PLANS, DETAILS AND MANUFACTURER'S RECOMMENDATIONS. INSTALL INLINE DRIP IN PLANTERS FOR DENSE PLANTINGS AND FOR TREE RINGS ACCORDING PLAN, DETAILS AND IRRIGATION SCHEDULE. EACH DRIP VALVE SHALL BE CONNECTED BY PVC PIPING TO DRIP PLANTING AREAS THEN TO BLANK TUBING TO POINT SOURCE EMITTERS AT PLANTS AND TO INLINE DRIP FOR DENSE PLANTING AREAS OR TREE RINGS.
- POINT SOURCE DRIP IRRIGATION SHALL BE INSTALLED ACCORDING TO PLANS, DETAILS, IRRIGATION SCHEDULE AND MANUFACTURER'S RECOMMENDATIONS. EACH DRIP VALVE SHALL BE CONNECTED BY PVC PIPING TO DRIP PLANTING AREAS THEN TO BLANK TUBING TO POINT SOURCE EMITTERS AT PLANTS.
- INSTALL MANUAL DRAIN VALVES AS PER DETAILS AT ALL LOW POINTS ON THE MAINLINE. LATERAL LINES TO DRAIN TO DRAIN VALVE IN THE REMOTE-CONTROL VALVE BOX.
- A MASTER VALVE SHALL BE INSTALLED ALONG WITH APPROPRIATE FLOW SENSING EQUIPMENT TO ELIMINATE EXCESS SYSTEM FLOW SHOULD A VALVE TICK OPEN AFTER A CYCLE HAS BEEN COMPLETED OR A MAINLINE BREAK OCCURS.
- INSTALL IRRIGATION CONTROLLER IN RESTROOM STORAGE ROOM ACCORDING TO MANUFACTURER'S RECOMMENDATIONS. APPROVE LOCATION WITH OWNER PRIOR TO INSTALLATION. EARTH GROUND THE CONTROLLER AND CONTROL WIRES.
- 120V AC ELECTRICAL POWER SOURCE AT THE CONTROLLER LOCATION SHALL BE PROVIDED BY OTHERS. COORDINATE WITH THE ELECTRICAL CONTRACTOR. THE IRRIGATION CONTRACTOR SHALL MAKE THE FINAL CONNECTION FROM THE ELECTRICAL SOURCE TO THE CONTROLLER.
- CONTROL WIRE SHALL BE UF-UL LISTED, COLOR CODED COPPER CONDUCTOR DIRECT BURIAL SIZE 14. IRRIGATION CONTROL WIRE SHALL BE IN ONE INCH CONDUIT AT ALL TIMES NEXT TO MAINLINE AND SWEEP INTO VALVE BOXES AS SHOWN ON DETAIL. IRRIGATION SPLICES SHALL BE DONE BY DBY OR DBR BY 3M. ALL SPLICES SHALL BE MADE INSIDE VALVE BOXES.
- INSTALL FILTER ASSEMBLY ACCORDING TO MANUFACTURER'S RECOMMENDATIONS AND LOCAL CODES.
- THE CONTRACTOR SHALL BE RESPONSIBLE FOR ENSURING PROPER COVERAGE OF ALL IRRIGATED AREAS.
- ADJUST HEADS TO MINIMIZE SPRAY ON FENCES, WALLS, AND BUILDINGS. ABSOLUTELY NO WATER SHALL SPRAY OR DRAIN ONTO OR OVER STAIRS OR STEPS, OR DRAIN ACROSS WALKS, CURBS, OR STREETS. PROGRAM CONTROLLER FOR MULTIPLE START TIMES TO PREVENT RUNOFF. INSTALL ANTI-DRAIN CHECK VALVES UNDER HEADS WHERE DRAINAGE OCCURS OR USE HEADS WITH INTEGRAL CHECK VALVES.
- IRRIGATION TIME CLOCKS SHALL BE READJUSTED CONTINUOUSLY THROUGHOUT THE IRRIGATION SEASON TO PROVIDE SUFFICIENT WATER FOR PLANT LIFE. OVER WATERING CAN RESULT IN DEATH OF PLANTS, POSSIBLE SOIL EXPANSION, DAMAGE TO CONCRETE AND ASPHALT PAVING, DAMAGE TO FOUNDATIONS AND POSSIBLE LOSS OF SOIL COMPACTION.
- PLACE ALL IRRIGATION MAINLINES UNDER WORKING PRESSURE FOR TWO HOURS. REPAIR OR REPLACE ALL DEFECTIVE ELEMENTS AND REPEAT TEST UNTIL ALL LEAKS STOP.
- THE CONTRACTOR SHALL KEEP THE PREMISES CLEAN AND FREE OF EXCESS EQUIPMENT, MATERIALS AND RUBBISH INCIDENTALS TO WORK OF THIS SECTION.
- THE CONTRACTOR SHALL MAINTAIN THE IRRIGATION SYSTEM FOR THE DURATION OF THE MAINTENANCE PERIOD OF 60 DAYS FOR PLANTS AND 90 DAYS FOR TURF GRASS (SOD & SEED). WATER, MOW, AND WEED THE SITE AS NECESSARY FOR THE HEALTH OF THE INSTALLED LANDSCAPE.
- FINAL INSPECTION AT THE END OF WORK SHALL BE MADE WITH THE OWNER'S REPRESENTATIVE AND IRRIGATION CONTRACTOR. A COVERAGE TEST WILL BE DONE, AND THE SYSTEM INSTALLATION INSPECTED AND A PUNCH LIST OF FINAL ITEMS NEEDING COMPLETION MADE. A LETTER OF ACCEPTANCE SHALL BE GIVEN BY THE OWNER TO THE CONTRACTOR AT THE COMPLETION OF THE PUNCH LIST AND THE DELIVERY OF AS-BUILT IRRIGATION PLANS.
- GUARANTEE: ALL WORK SHALL BE GUARANTEED FOR ONE YEAR FROM DATE OF OWNER'S ACCEPTANCE. GUARANTEE SHALL ALSO COVER REPAIR FOR DAMAGE TO ANY PART OF THE PREMISES RESULTING FROM LEAKS OR OTHER DEFECTS IN MATERIAL, EQUIPMENT OR WORKMANSHIP. TO THE SATISFACTION OF THE OWNER. REPAIRS, IF REQUIRED, SHALL BE DONE PROMPTLY AND AT NO COST TO THE OWNER.
- QUANTITIES PROVIDED ARE FOR CONVENIENCE ONLY. IT IS THE CONTRACTORS RESPONSIBILITY TO PROVIDED A FULLY FUNCTIONAL SYSTEM WITH HEAD TO HEAD COVERAGE AND WATER TO EACH PLANT IN ALL PLANTER BEDS.
- EACH VALVE MANIFOLD SHALL BE INSTALLED PER CITY STANDARDS.
- PROVIDE FINAL THIRD PARTY CONSULTATION AND STARTUP BY SPRINKLER SUPPLY. COORDINATE WITH BRADY PITCHER, bpitcher@sprinklersupplyco.com, 801.566.8102
- SET UP WEATHERTRAK MOBILE
 - SET UP SITE AND CONTROLLERS AND ACTIVATE SYSTEM.
 - LINK VALVES AND STATION LOCATIONS WITH CORRECT STATION NAMES.
 - DEVELOP MOBILE SITE MAPPING AND GEOLocate ALL ASSETS LISTED BELOW. PROVIDE PHOTOS OF ASSETS AND LINK TO SYSTEM.
- DEFINE THE FOLLOWING SITE MAP ASSETS AT A MINIMUM AND INCLUDE NAME, IDENTIFIER AND DESCRIPTION:
 - STATION VALVE, ISOLATION VALVE, HOSE BIB, VALVE BOX, SPLICE BOX, CONTROLLER, BATTERY OPERATED VALVE, AIR RELIEF VALVE, STATION LOCATION, SURGE PROTECTOR, MASTER VALVE, PUMP, FLOW SENSOR, POINT OF CONNECTION, QUICK COUPLER
- INCLUDE ASSET DETAILED INFORMATION TO INCLUDE AT A MINIMUM:
 - MANUFACTURER, MODEL, SIZE, DATE MAPPED FOR EXISTING OR DATE INSTALLED FOR NEW.
- INCLUDE LATITUDE AND LONGITUDE LOCATIONS WITH A LOCATION DESCRIPTION.
- UPLOAD A MINIMUM OF TWO QUALITY PHOTOS OF EACH ASSET WITH SUFFICIENT INFORMATION FOR OWNER TO TELL LOCATION AND GENERAL VISUAL OF ASSET.



PRIME
LANDSCAPE ARCHITECTURE

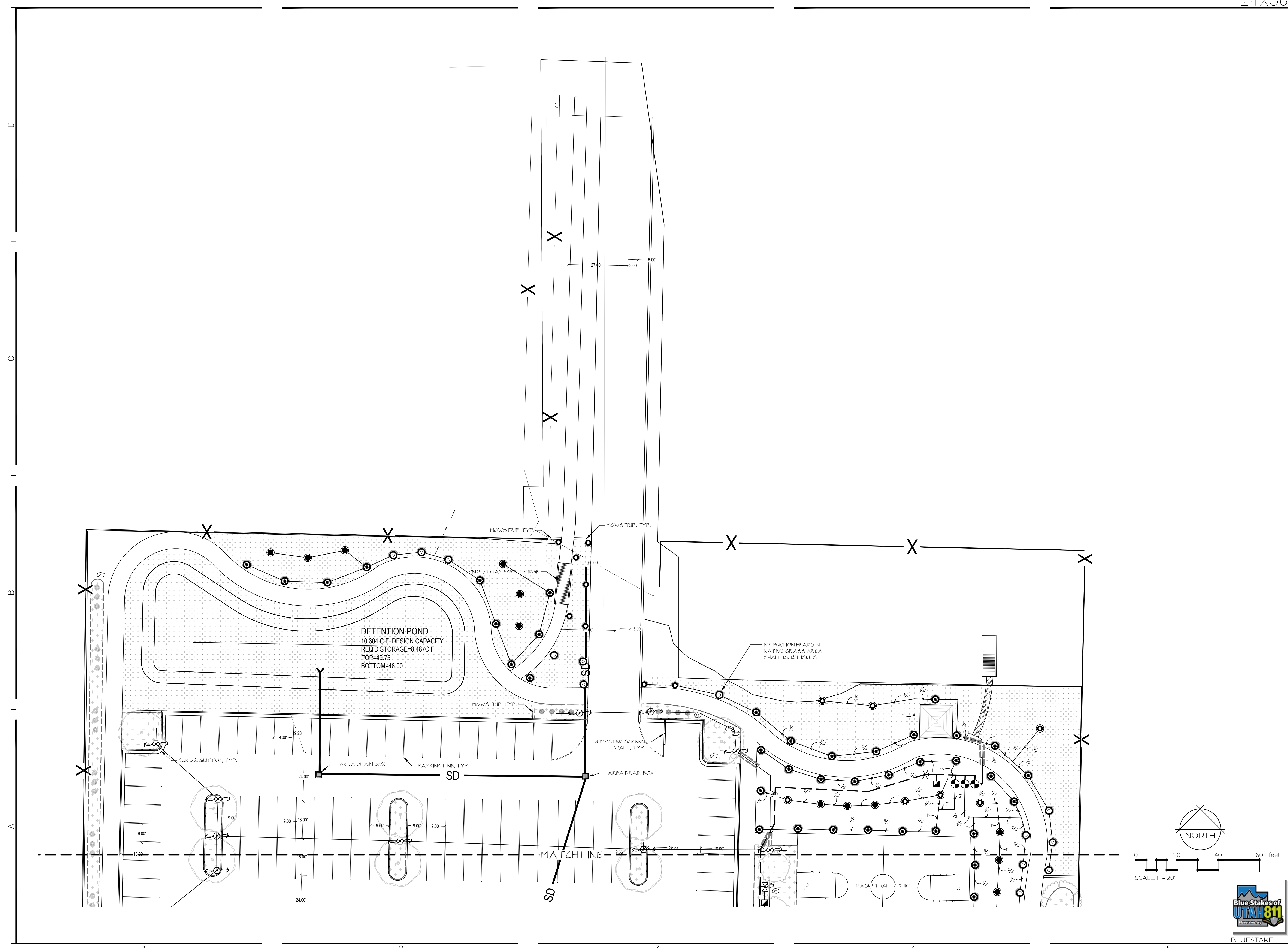
TITLE	PROJECT	CLIENT	ADDRESS
OVERALL IRRIGATION PLAN	FAIRFIELD TOWN PARK	FAIRFIELD TOWN	69 WEST MAIN STREET, FAIRFIELD TOWN, UT 84013

REVISIONS		
NO.	DATE	DESCRIPTION

DATE: 03-05-2026
JOB NUMBER: 80029
CHECKED BY: HISLOP

SHEET
L200

ALL DRAWINGS, SPECIFICATIONS, DESIGNS AND IDEAS REPRESENTED HEREIN ARE AND SHALL REMAIN THE PROPERTY OF THE DESIGNER. NO PART THEREOF SHALL BE COPIED AND/OR DISCLOSED TO OTHERS OR USED IN CONNECTION WITH ANY OTHER PROJECT OTHER THAN THE SPECIFIC PROJECT FOR WHICH THEY HAVE BEEN PREPARED WITHOUT THE WRITTEN CONSENT OF THE DESIGNER. WRITTEN DIMENSIONS OF THESE DRAWINGS SHALL HAVE PRECEDENCE OVER SCALED DIMENSIONS. CONTRACTORS SHALL VERIFY AND BE RESPONSIBLE FOR ALL DIMENSIONS AND CONDITIONS ON THE JOB. NOTIFY DESIGNER OF ANY VARIATIONS FROM THE DIMENSIONS AND CONDITIONS SHOWN BY THEIR DRAWINGS. COPYRIGHT © 2025 PRIME LANDSCAPE ARCHITECTURE, LLC.



REVIEWED AND NOT FOR CONSTRUCTION

TITLE	IRRIGATION PLAN
PROJECT	FAIRFIELD TOWN PARK
CLIENT	FAIRFIELD TOWN
ADDRESS	69 WEST MAIN STREET, FAIRFIELD TOWN, UT 84013

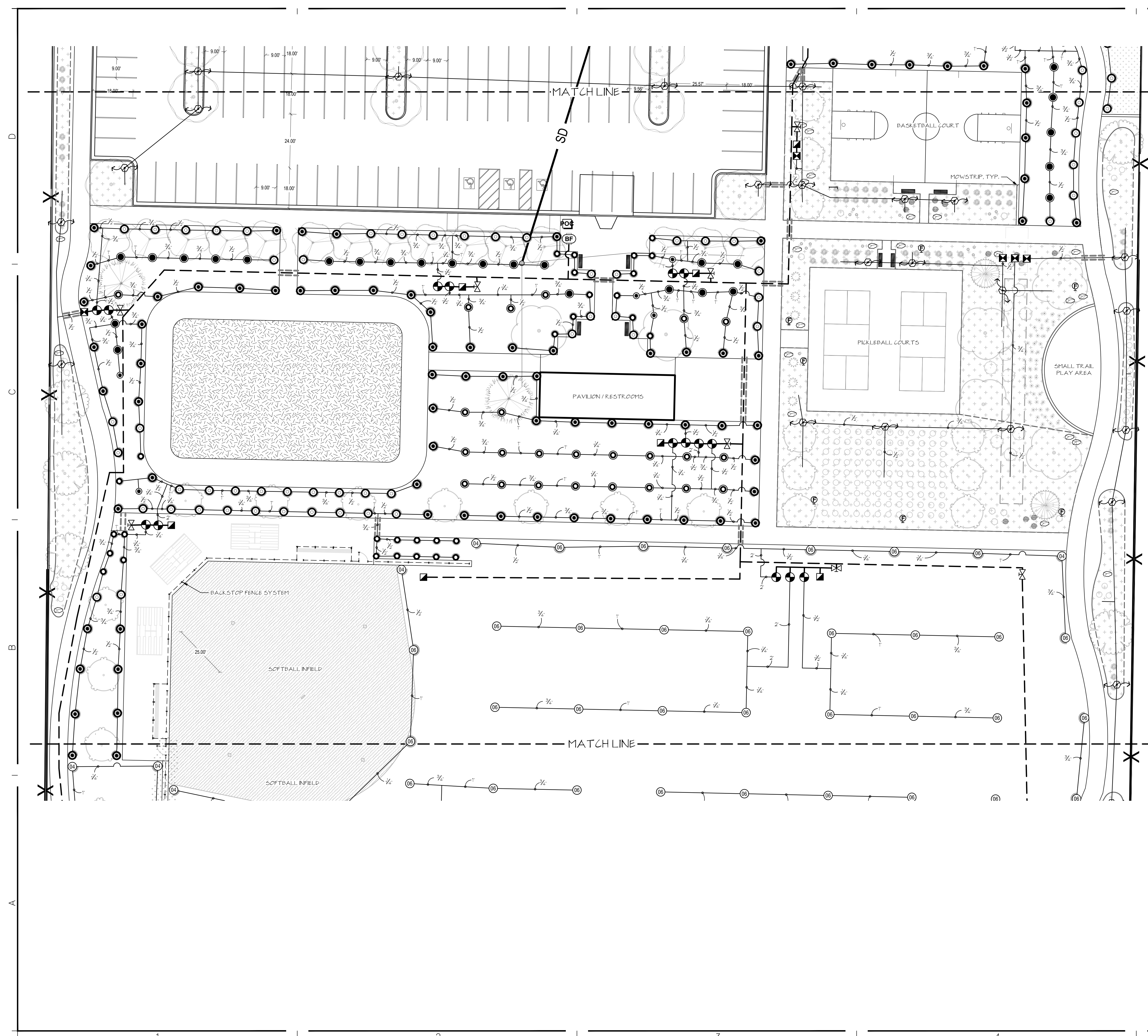
REVISIONS		
NO.	DATE	DESCRIPTION

DATE: 03-05-2026
 JOB NUMBER: 80029
 CHECKED BY: HISLOP

SHEET
L201

ALL DRAWINGS, SPECIFICATIONS, DESIGNS AND IDEAS REPRESENTED HEREIN ARE AND SHALL REMAIN THE PROPERTY OF THE DESIGNER. NO PART THEREOF SHALL BE COPIED AND/OR DISCLOSED TO OTHERS OR USED IN CONNECTION WITH ANY OTHER PROJECT OTHER THAN THE SPECIFIC PROJECT FOR WHICH THEY HAVE BEEN PREPARED WITHOUT THE WRITTEN CONSENT OF THE DESIGNER. WRITTEN DIMENSIONS OF THESE DRAWINGS SHALL HAVE PRECEDENCE OVER SCALED DIMENSIONS. CONTRACTORS SHALL VERIFY AND BE RESPONSIBLE FOR ALL DIMENSIONS AND CONDITIONS ON THE JOB. NOTIFY DESIGNER OF ANY VARIATIONS FROM THE DIMENSIONS AND CONDITIONS SHOWN BY THEIR DRAWINGS. COPYRIGHT © 2025 PRIME LANDSCAPE ARCHITECTURE, LLC.



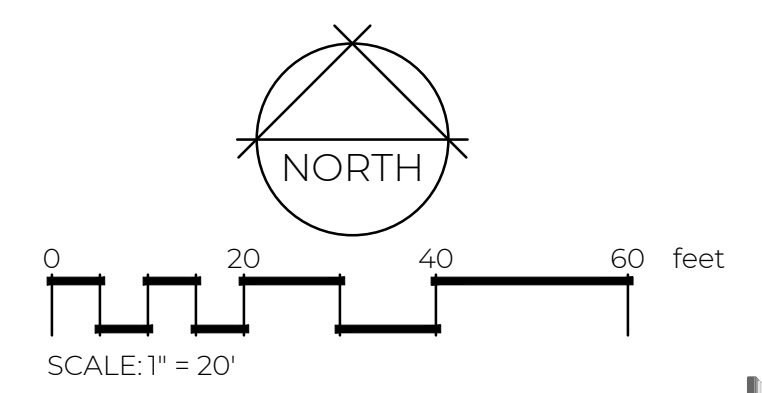


TITLE	IRRIGATION PLAN
PROJECT	FAIRFIELD TOWN PARK
CLIENT	FAIRFIELD TOWN
ADDRESS	69 WEST MAIN STREET, FAIRFIELD TOWN, UT 84013

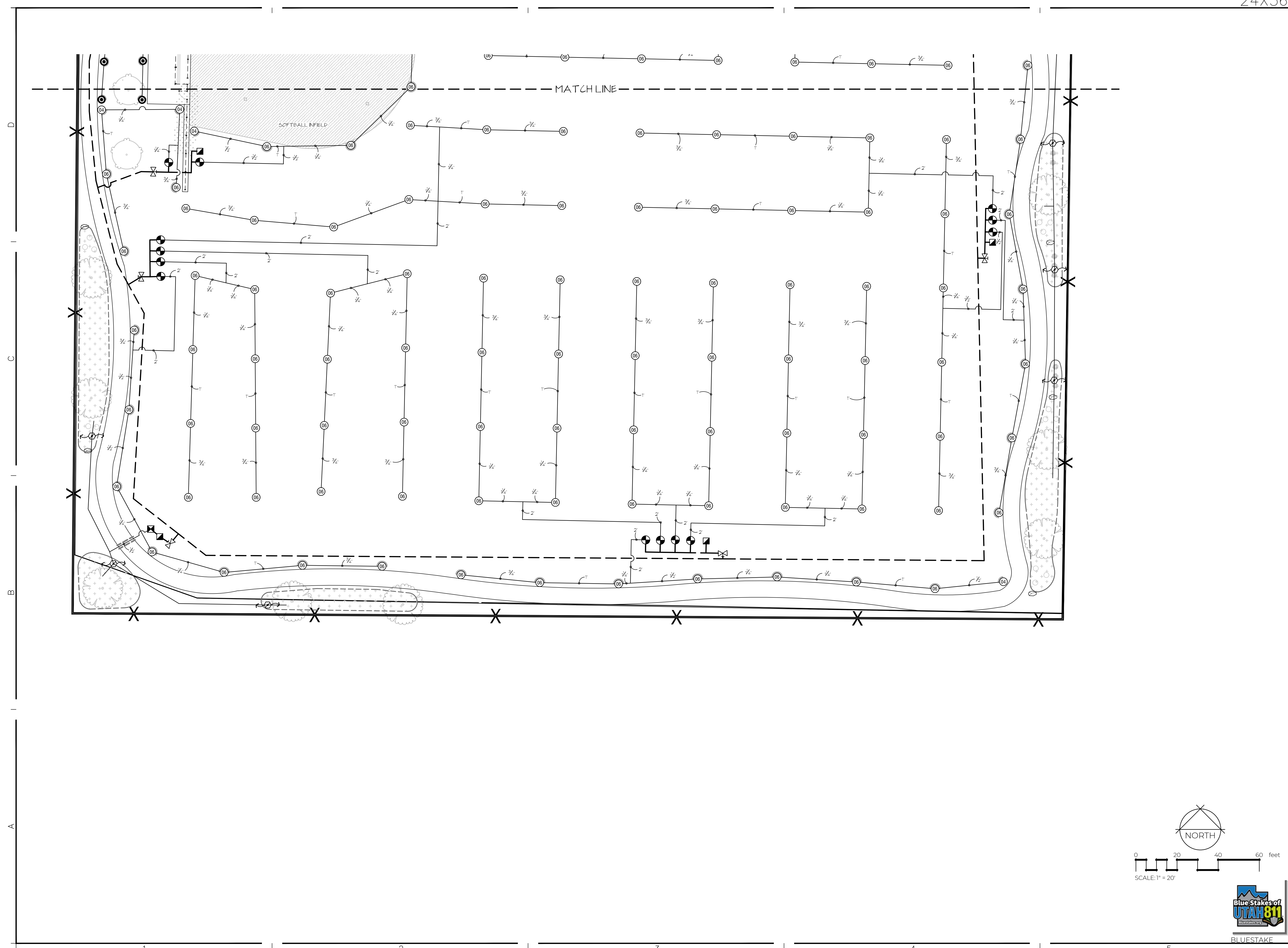
REVISIONS	
NO.	DESCRIPTION

DATE: 03-05-2026
 JOB NUMBER: 80029
 CHECKED BY: HISLOP

SHEET
L202



ALL DRAWINGS, SPECIFICATIONS, DESIGNS AND IDEAS REPRESENTED HEREIN ARE AND SHALL REMAIN THE PROPERTY OF THE DESIGNER. NO PART THEREOF SHALL BE COPIED AND/OR DISCLOSED TO OTHERS OR USED IN CONNECTION WITH ANY OTHER PROJECT OTHER THAN THE SPECIFIC PROJECT FOR WHICH THEY HAVE BEEN PREPARED WITHOUT THE WRITTEN CONSENT OF THE DESIGNER. WRITTEN DIMENSIONS OF THESE DRAWINGS SHALL HAVE PRECEDENCE OVER SCALED DIMENSIONS. CONTRACTORS SHALL VERIFY AND BE RESPONSIBLE FOR ALL DIMENSIONS AND CONDITIONS ON THE JOB. NOTIFY DESIGNER OF ANY VARIATIONS FROM THE DIMENSIONS AND CONDITIONS SHOWN BY THEIR DRAWINGS. COPYRIGHT © 2025 PRIME LANDSCAPE ARCHITECTURE, LLC.



TITLE	IRRIGATION PLAN
PROJECT	FAIRFIELD TOWN PARK
CLIENT	FAIRFIELD TOWN
ADDRESS	69 WEST MAIN STREET, FAIRFIELD TOWN, UT 84013

NO.	DATE	DESCRIPTION

DATE: 03-05-2026
 JOB NUMBER: 80029
 CHECKED BY: HISLOP

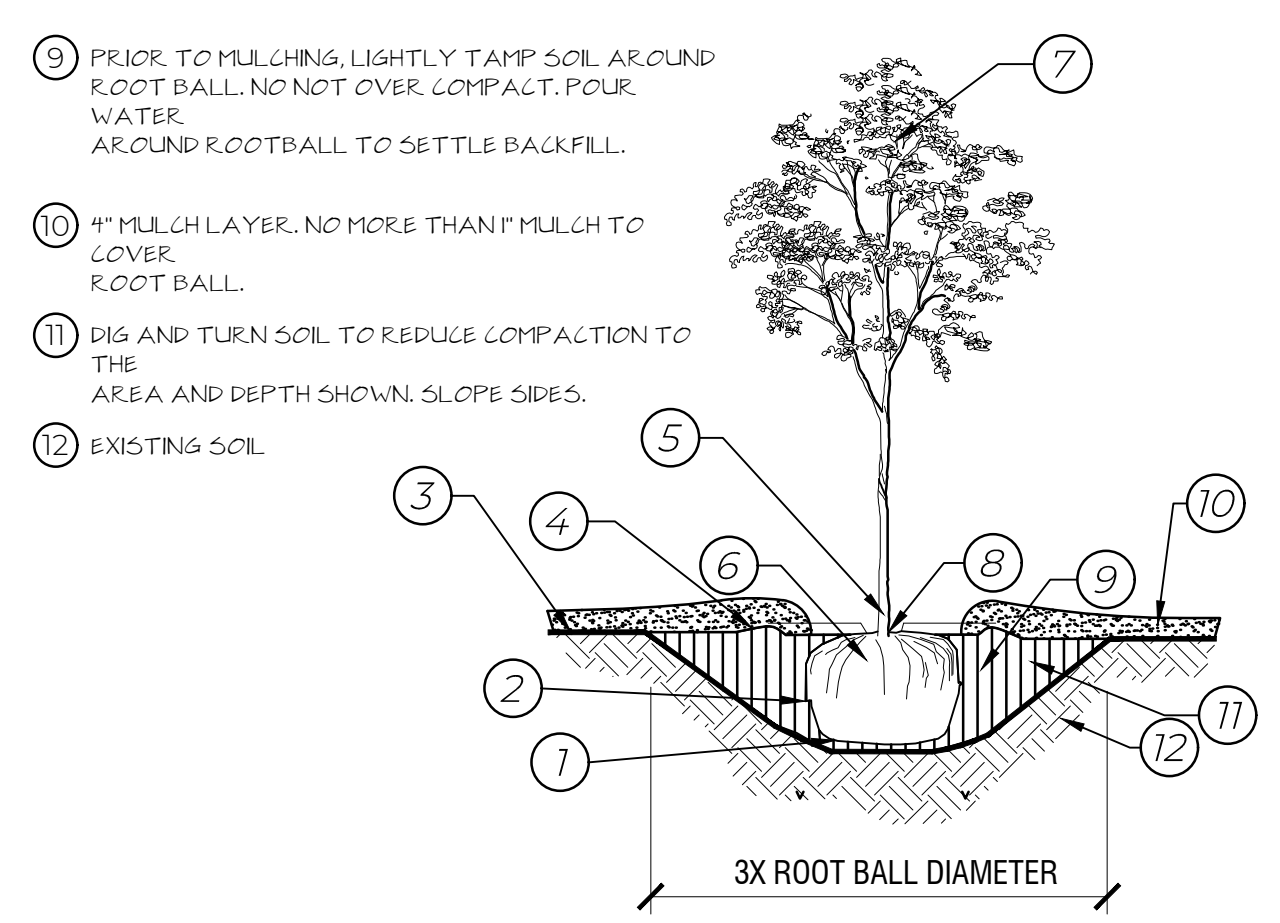
SHEET
L203

ALL DRAWINGS, SPECIFICATIONS, DESIGNS AND IDEAS REPRESENTED HEREIN ARE AND SHALL REMAIN THE PROPERTY OF THE DESIGNER. NO PART THEREOF SHALL BE COPIED AND/OR DISCLOSED TO OTHERS OR USED IN CONNECTION WITH ANY OTHER PROJECT OTHER THAN THE SPECIFIC PROJECT FOR WHICH THEY HAVE BEEN PREPARED WITHOUT THE WRITTEN CONSENT OF THE DESIGNER. WRITTEN DIMENSIONS OF THESE DRAWINGS SHALL HAVE PRECEDENCE OVER SCALED DIMENSIONS. CONTRACTORS SHALL VERIFY AND BE RESPONSIBLE FOR ALL DIMENSIONS AND CONDITIONS ON THE JOB. NOTIFY DESIGNER OF ANY VARIATIONS FROM THE DIMENSIONS AND CONDITIONS SHOWN BY THEIR DRAWINGS. COPYRIGHT © 2025 PRIME LANDSCAPE ARCHITECTURE, LLC.

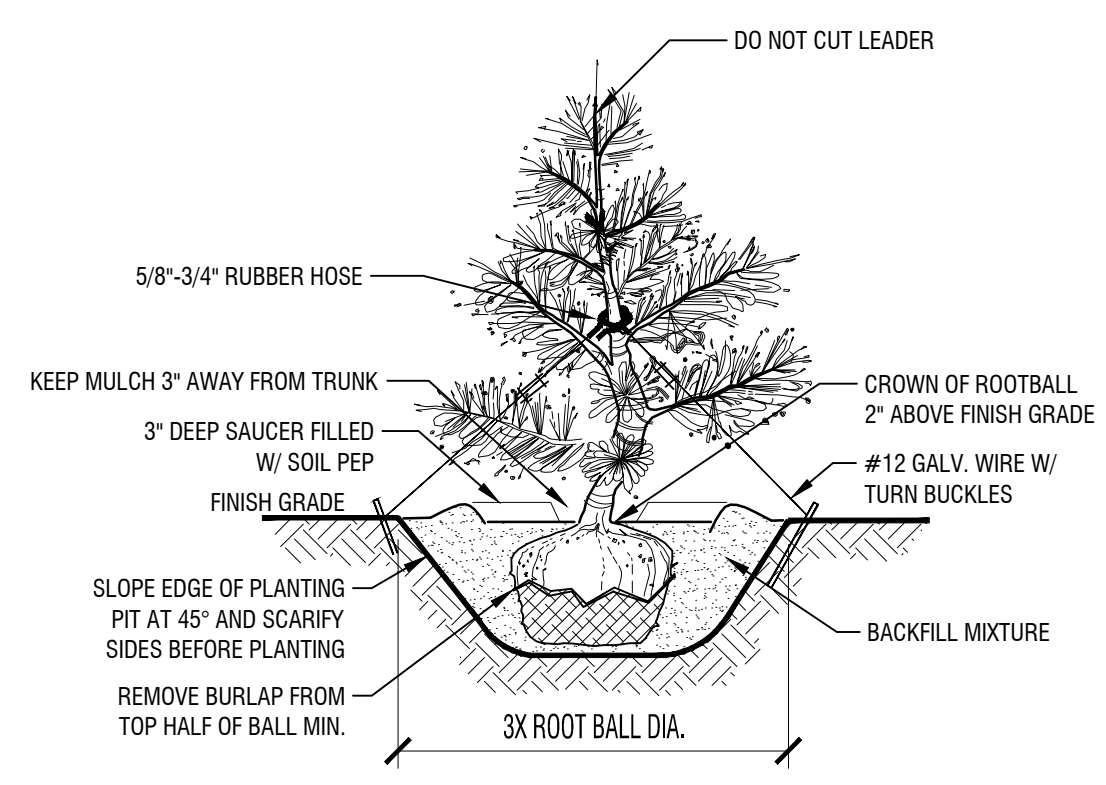




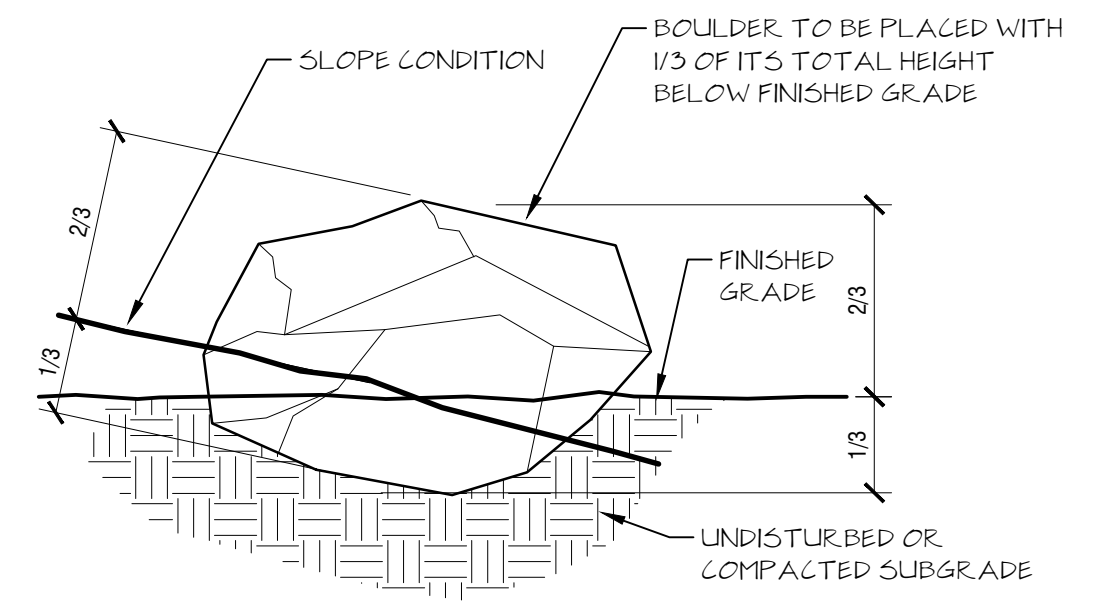
1. BOTTOM OF ROOT BALL TO REST ON EXISTING OR RECOMPACTED SOIL.
2. REMOVE CONTAINERS, WIRE, BASKETS, ETC. PRIOR TO PLANTING. COMPLETELY REMOVE TWINE AND BURLAP FROM B&B STOCK.
3. FINISHED GRADE.
4. ROUND TOP SOIL BERM 4" HIGH X 8" WIDE SURROUNDING PERIPHERY OF ROOT BALL.
5. TRUNK CALIPER SHALL MEET ANSI Z40 CURRENT EDITION FOR ROOT BALL SIZE. TREE SHALL BE 2" MIN. CALIPER, MEASURED 20" ABOVE GROUND LEVEL.
6. ROOT BALL, MODIFIED AS REQUIRED.
7. CENTRAL LEADER.
8. TOP OF ROOT BALL SHALL BE AT GRADE. ROOT COLLAR SHALL NOT BE 2" ABOVE FINISHED GRADE. ANY TREE PLANTED TOO DEEP WILL NOT BE ACCEPTED.
9. PRIOR TO MULCHING, LIGHTLY TAMP SOIL AROUND ROOT BALL. DO NOT OVER COMPACT. POUR WATER AROUND ROOT BALL TO SETTLE BACKFILL.
10. 4" MULCH LAYER. NO MORE THAN 1/2" MULCH TO COVER ROOT BALL.
11. DIG AND TURN SOIL TO REDUCE COMPACTION TO THE AREA AND DEPTH SHOWN. SLOPE SIDES.
12. EXISTING SOIL.



- NOTES:
1. THE SPACING & SPECIES OF TREES SHALL CONFORM TO THE REQUIREMENTS OF THE PLANNING COMMISSION. ANY SUBSTITUTIONS MUST BE APPROVED BY LEHI CITY.
 2. TREES SHOULD BE SELECTED BASED ON THE AREA'S SOIL AND CLIMATE.
 3. TREES SHALL BE KEPT:
 - 3.1. OUTSIDE OF THE INTERSECTION SIGHT OF TRIANGLES AS DEFINED WITHIN SECTION 12 OF THE DEVELOPMENT CODE.
 - 3.2. NOT LESS THAN 20' FROM LAMP STANDARDS AND POWER POLES.
 - 3.3. NOT LESS THAN 10' FROM FIRE HYDRANTS.
 - 3.4. NOT LESS THAN 5' FROM SERVICE WALKS & DRIVEWAYS.
 - 3.5. NOT LESS THAN 5' FROM WATER METERS.
 4. THE DEVELOPER SHALL PAY THE INSTALLATION COST OF PARKWAY TREES. PARKWAY TREES SHALL BE INSTALLED ON ALL STREETS IN CONFORMANCE TO THE STANDARD DETAILS, AS REQUIRED BY PLANNING AND ZONING.
 5. TREES TO BE INSPECTED BY LEHI CITY AT DELIVERY AND/OR PRIOR TO PLANTING TO ENSURE QUALITY AND SIZE.
 6. TREES TO BE INSPECTED DURING PLANTING BY LEHI CITY TO ENSURE PROPER INSTALLATION.
 7. TREES MAY BE ACCEPTED AFTER 30 DAYS MAINTENANCE TIME FROM INSPECTION, PROVIDED IT IS WEED FREE & OF NORMAL, ACCEPTABLE GROWTH FOR THE TIME OF YEAR.
 8. PLANT TREE TO ITS NORMAL DEPTH & FLUDGE WITH A RUNNING STREAM OF WATER FROM A HOSE. PREPARE PLANTING HOLE & STAKE TREE AS REQUIRED BY CITY REPRESENTATIVE.



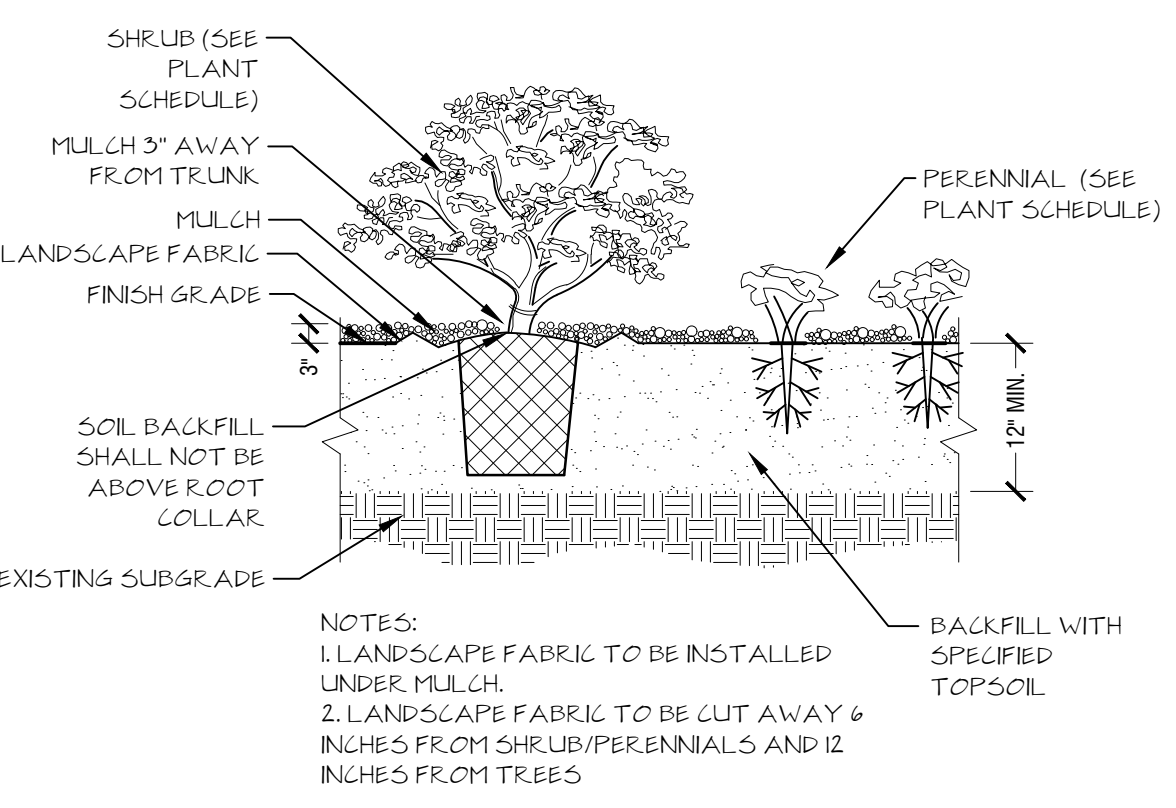
- NOTES:
1. RETAIN NATURAL SHAPE OF TREE.
 2. DO NOT PRUNE PRIOR TO INSTALLATION.
 3. ONLY TREES WITH SINGLE LEADERS WILL BE ACCEPTED.
 4. STAKE GUYS W/ 2X2X4" STAKES.



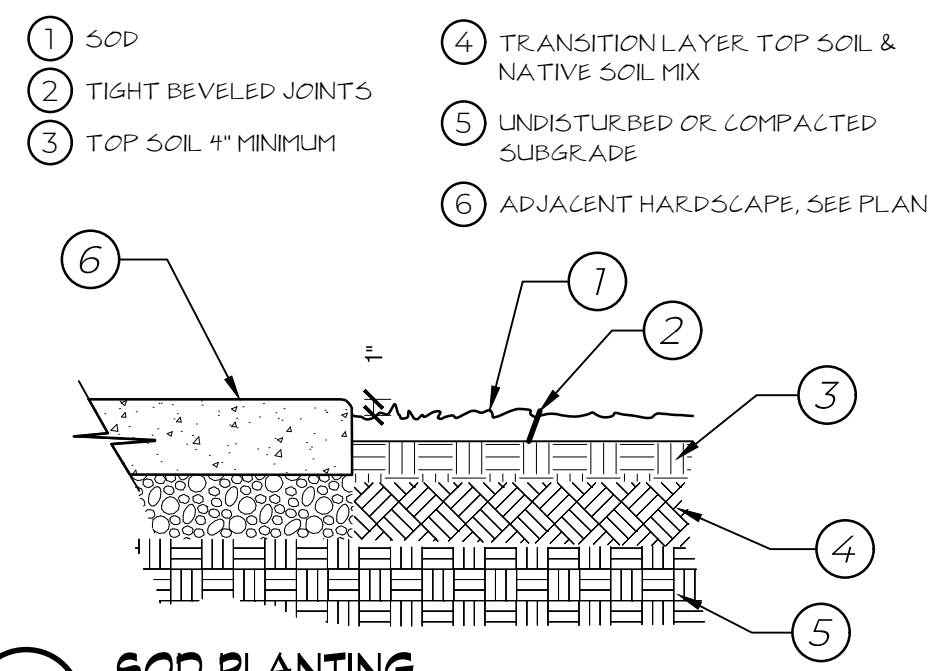
1 TREE WITH BERM
NTS

2 EVERGREEN PLANTING W/ STAKING
NTS

3 LANDSCAPE BOULDER
NTS



- NOTES:
1. LANDSCAPE FABRIC TO BE INSTALLED UNDER MULCH.
 2. LANDSCAPE FABRIC TO BE CUT AWAY 6 INCHES FROM SHRUB/PERENNIALS AND 12 INCHES FROM TREES.

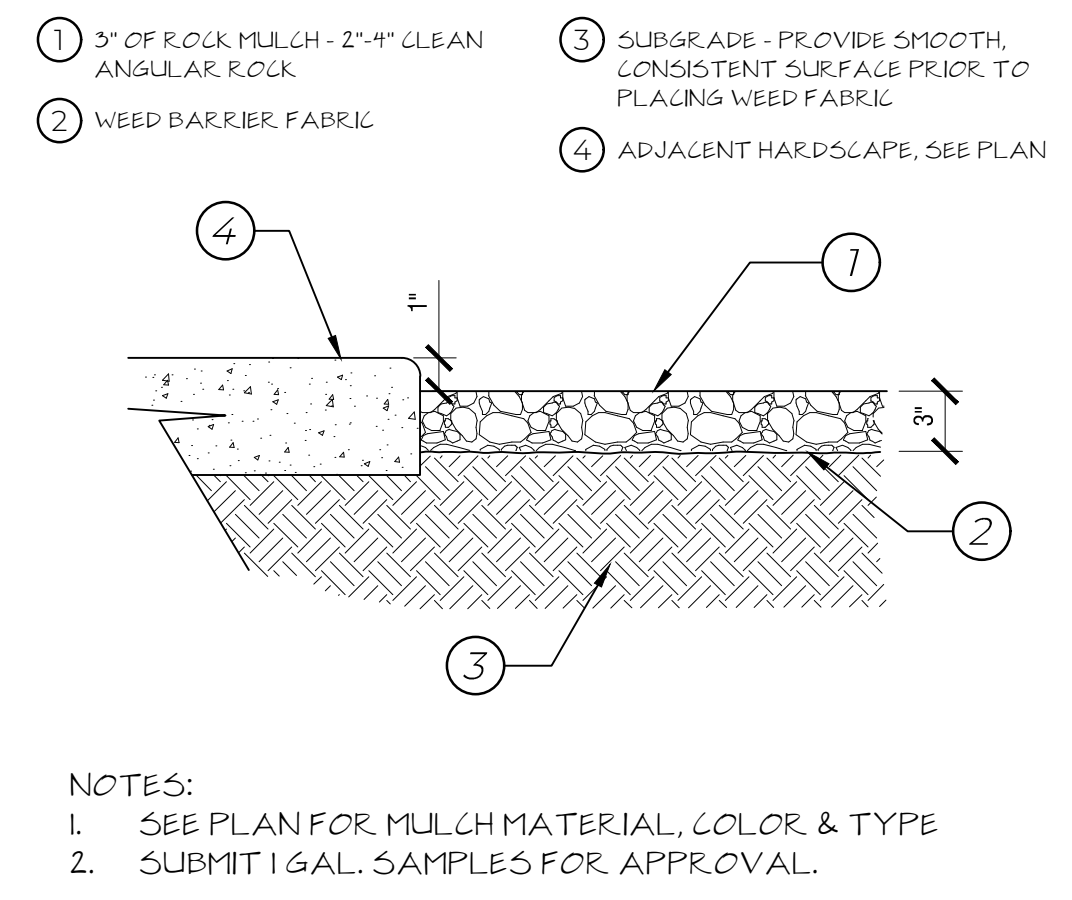


- NOTES:
1. ENSURE SMOOTH TRANSITION WHEN PATCHING OR TYING INTO EXISTING LAWNS.
 2. MATCH SPECIES OF ADJACENT TURF.

4 PLANTING BED
NTS

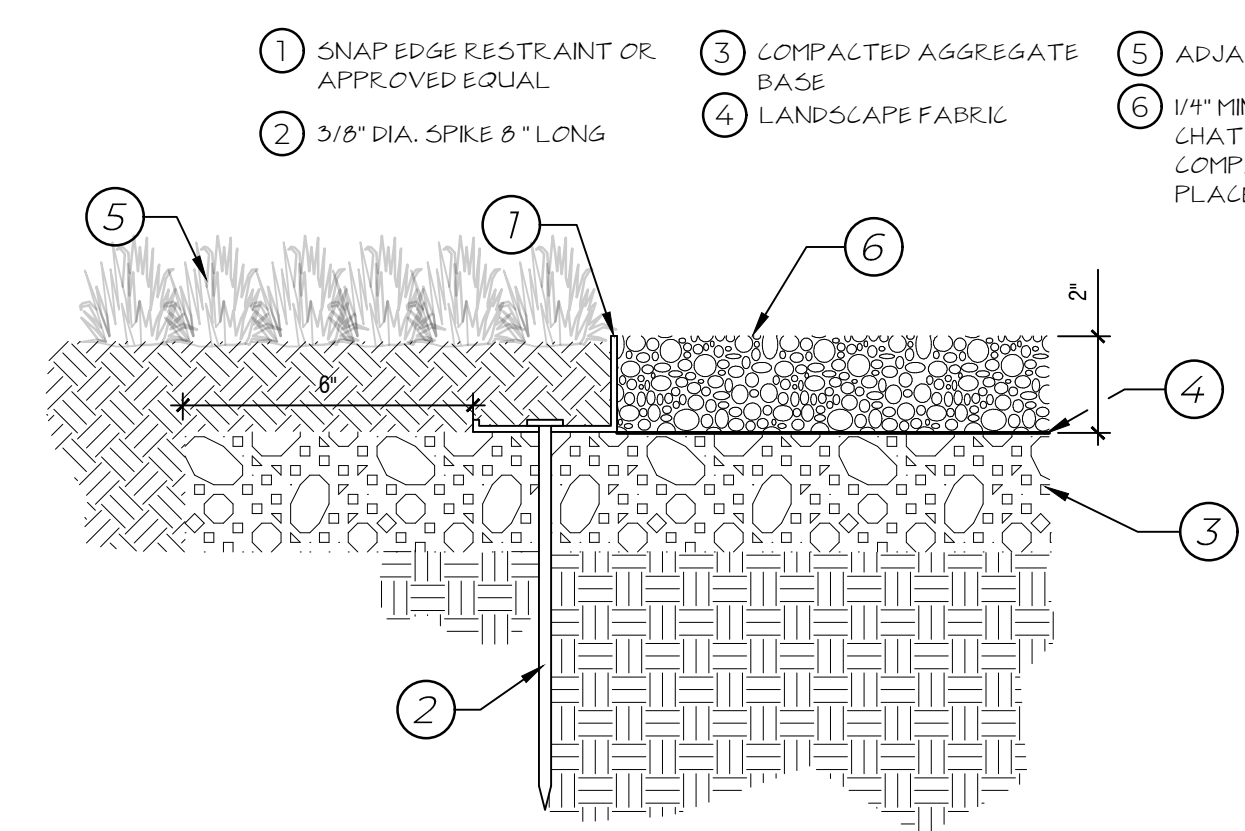
5 SOD PLANTING
1"=1'-0"

6 MULCH
1"=1"

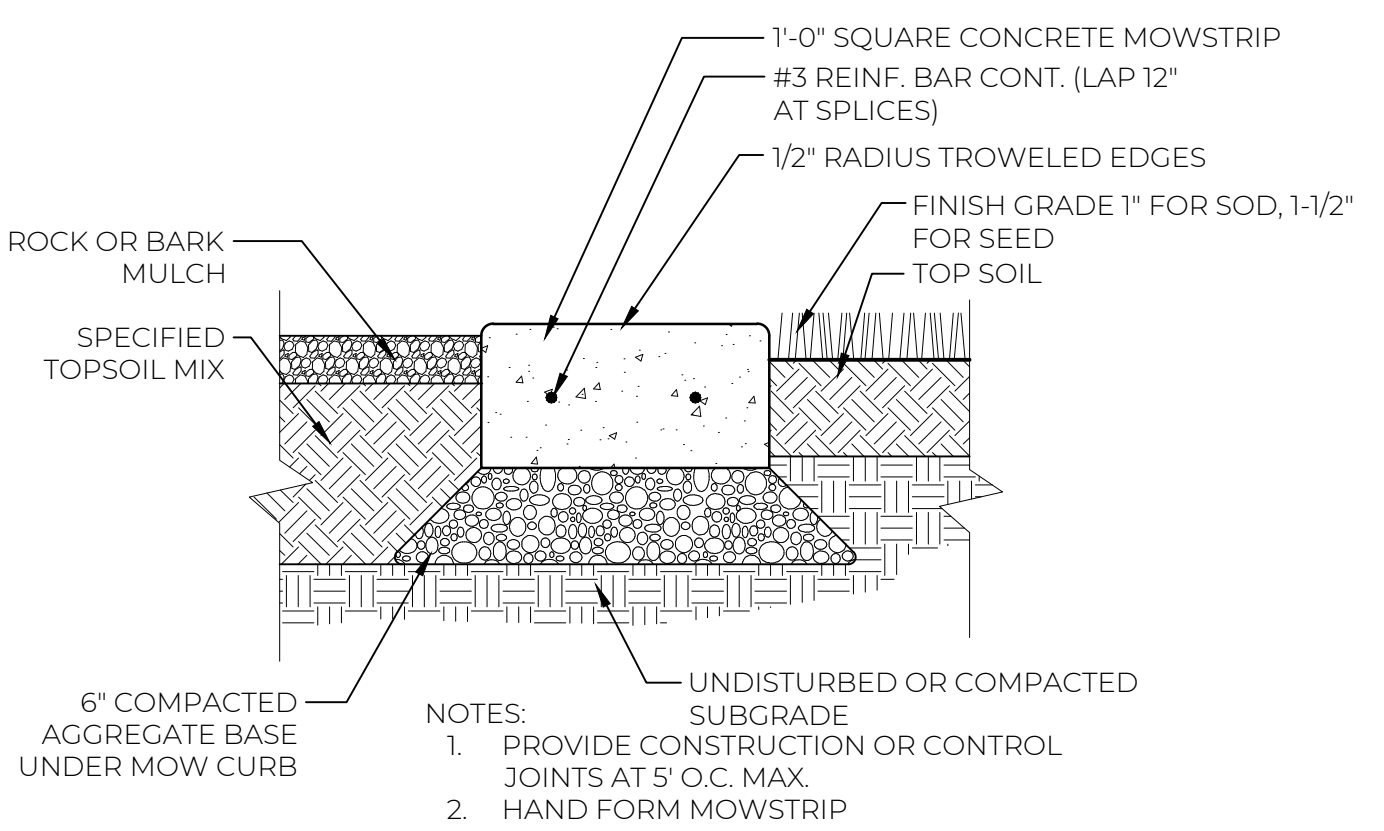


- NOTES:
1. SEE PLAN FOR MULCH MATERIAL, COLOR & TYPE.
 2. SUBMIT 1 GAL. SAMPLES FOR APPROVAL.

7 GRAVEL TRAIL & EDGING
3"=1'-0"



- NOTES:
1. EXTEND TRAIL BASE 6 INCHES BEYOND SNAP EDGE RESTRAINT BOTH SIDES.
 2. KEEP TRAIL CLEAN FROM TOP SOIL DURING ADJACENT LANDSCAPE INSTALLATION & HYDROSEED APPLICATION IF DONE PRIOR TO TRAIL INSTALL.



- NOTES:
1. PROVIDE CONSTRUCTION OR CONTROL JOINTS AT 5' O.C. MAX.
 2. HAND FORM MOWSTRIP.

8 CONCRETE MOWSTRIP
1/2"=1'-0"

TITLE	PLANTING DETAILS
PROJECT	FAIRFIELD TOWN PARK
CLIENT	FAIRFIELD TOWN
ADDRESS	69 WEST MAIN STREET, FAIRFIELD TOWN, UT 84013

NO.	DATE	DESCRIPTION

DATE: 03-05-2026
JOB NUMBER: 80029
CHECKED BY: HISLOP



SHEET
L500

ALL DRAWINGS, SPECIFICATIONS, DESIGNS AND IDEAS REPRESENTED HEREIN ARE AND SHALL REMAIN THE PROPERTY OF THE DESIGNER. NO PART THEREOF SHALL BE COPIED AND/OR DISCLOSED TO OTHERS OR USED IN CONNECTION WITH ANY OTHER PROJECT OTHER THAN THE SPECIFIC PROJECT FOR WHICH THEY HAVE BEEN PREPARED WITHOUT THE WRITTEN CONSENT OF THE DESIGNER. WRITTEN DIMENSIONS OF THESE DRAWINGS SHALL HAVE PRECEDENCE OVER SCALED DIMENSIONS. CONTRACTORS SHALL VERIFY AND BE RESPONSIBLE FOR ALL DIMENSIONS AND CONDITIONS ON THE JOB. NOTIFY DESIGNER OF ANY VARIATIONS FROM THE DIMENSIONS AND CONDITIONS SHOWN BY THEIR DRAWINGS. COPYRIGHT © 2025 PRIME LANDSCAPE ARCHITECTURE, LLC.



IRRIGATION DETAILS
FAIRFIELD TOWN PARK
FAIRFIELD TOWN
69 WEST MAIN STREET, FAIRFIELD TOWN, UT 84013

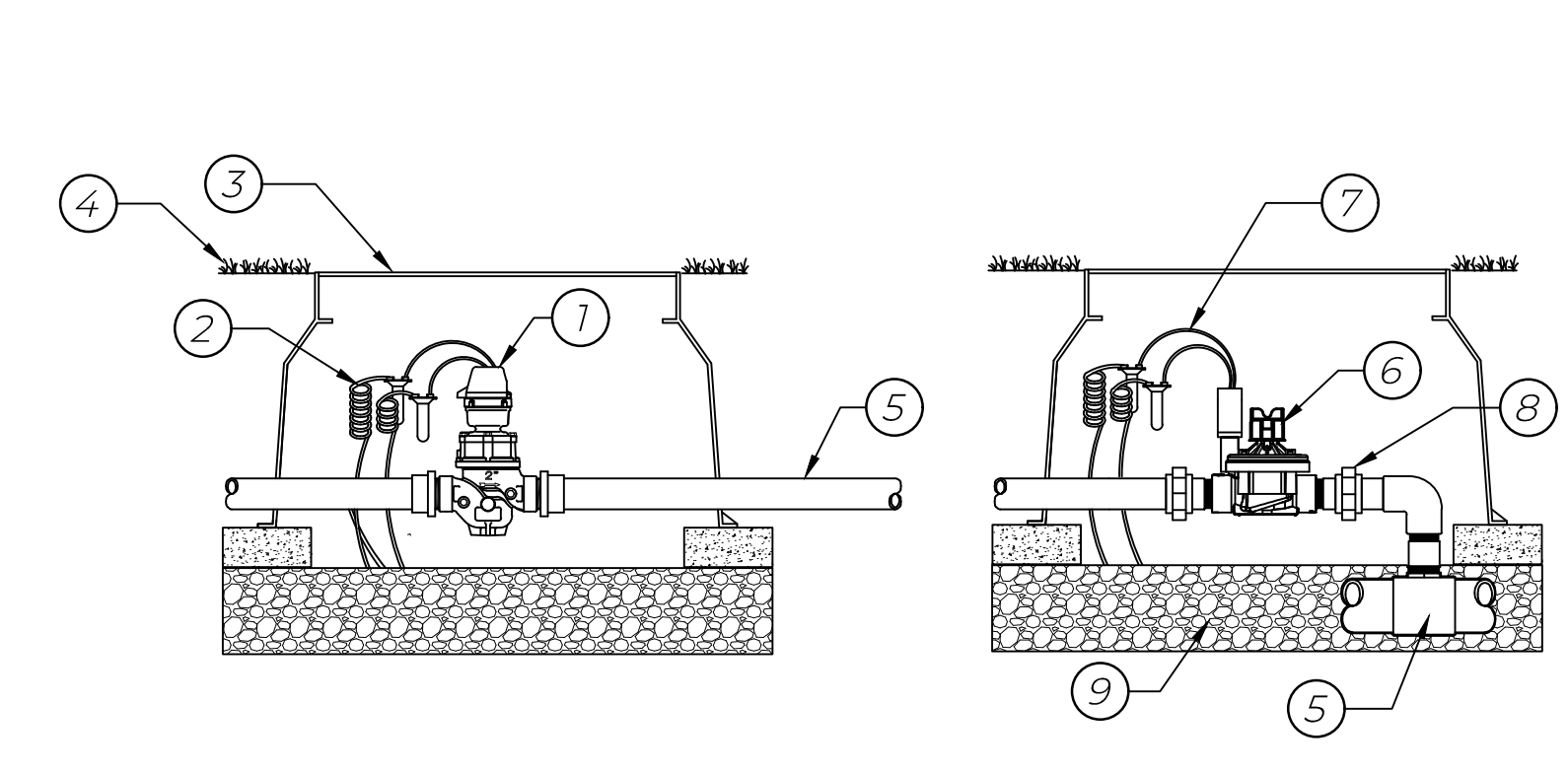
REVISIONS

NO.	DATE	DESCRIPTION

DATE: 03-05-2026
JOB NUMBER: 80029
CHECKED BY: HISLOP

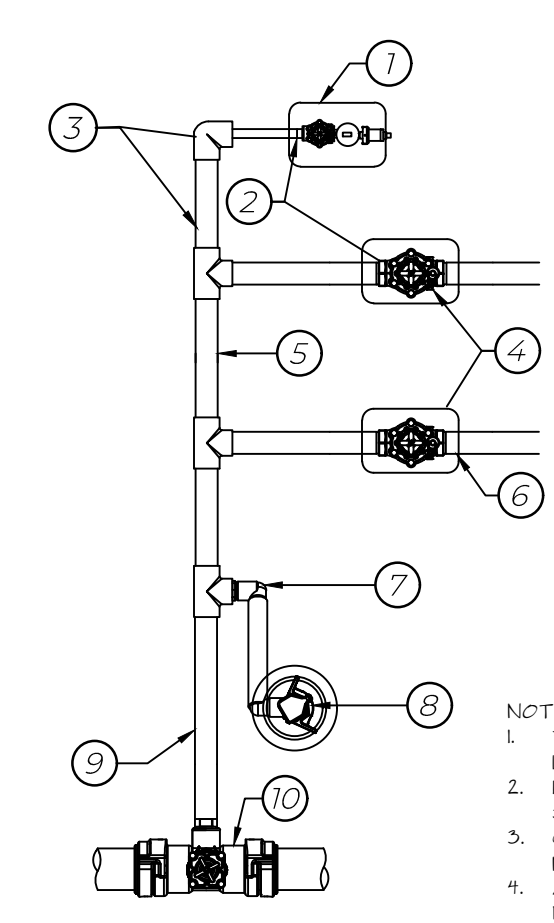
SHEET
L501

ALL DRAWINGS, SPECIFICATIONS, DESIGNS AND IDEAS REPRESENTED HEREIN ARE AND SHALL REMAIN THE PROPERTY OF THE DESIGNER. NO PART THEREOF SHALL BE COPIED AND/OR DISCLOSED TO OTHERS OR USED IN CONNECTION WITH ANY OTHER PROJECT OTHER THAN THE SPECIFIC PROJECT FOR WHICH THEY HAVE BEEN PREPARED WITHOUT THE WRITTEN CONSENT OF THE DESIGNER. WRITTEN DIMENSIONS OF THESE DRAWINGS SHALL HAVE PRECEDENCE OVER SCALED DIMENSIONS. CONTRACTORS SHALL VERIFY AND BE RESPONSIBLE FOR ALL DIMENSIONS AND CONDITIONS ON THE JOB. NOTIFY DESIGNER OF ANY VARIATIONS FROM THE DIMENSIONS AND CONDITIONS SHOWN BY THEIR DRAWINGS. COPYRIGHT © 2025 PRIME LANDSCAPE ARCHITECTURE, LLC.



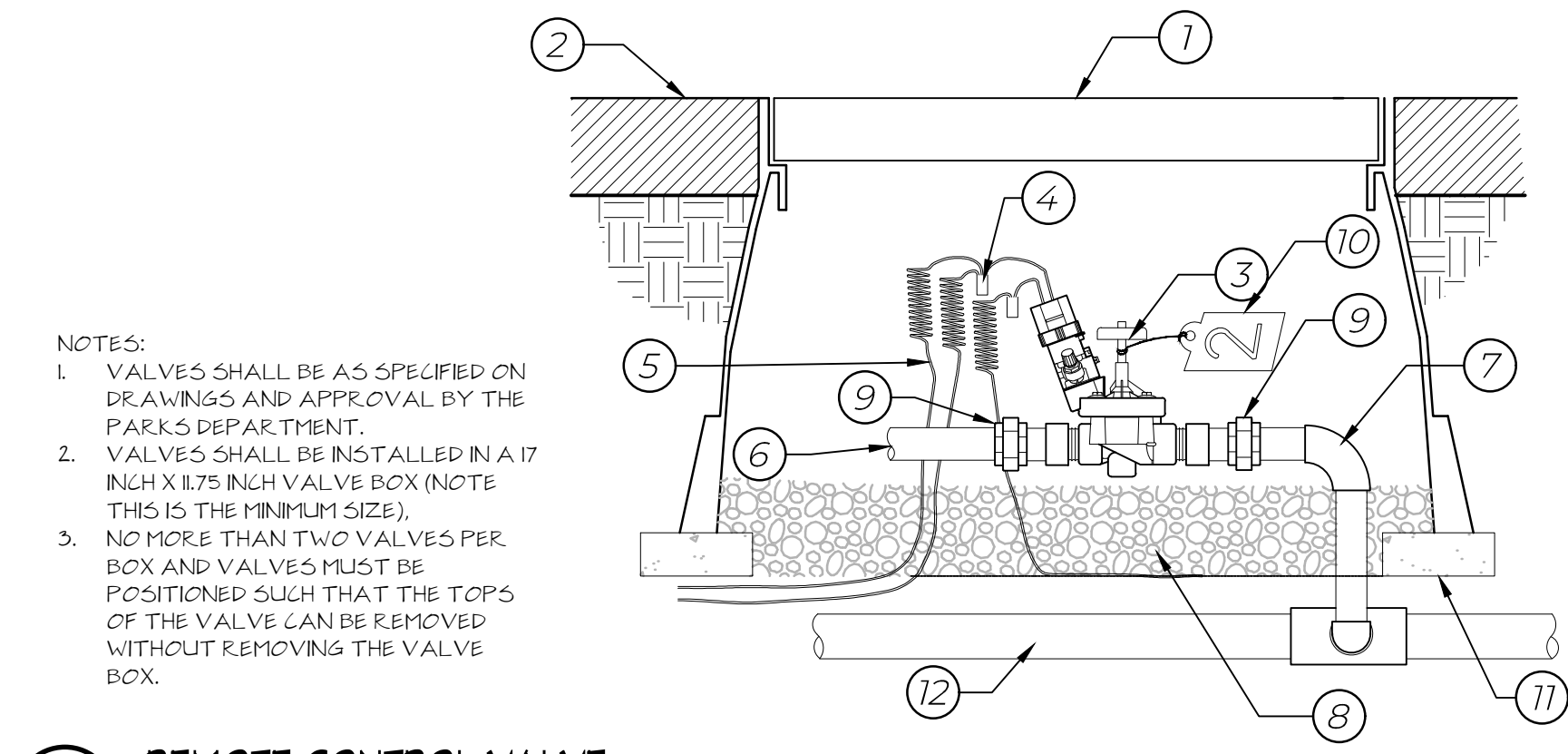
- 1 FLOW METER PER PLAN
- 2 FLOW SENSOR WIRE PER MANUFACTURER SPECIFICATIONS
- 3 JUMBO VALVE BOX, TYP.
- 4 FINISH GRADE
- 5 MAIN LINE PIPE PER PLAN
- 6 MASTER VALVE PER PLAN
- 7 CONTROL WIRES PER MANUFACTURER SPECIFICATIONS
- 8 UNIONS BOTH SIDES
- 9 3/4" GRAVEL BASE

1 MASTER VALVE & FLOW METER
NTS
P-PA-FAI-63



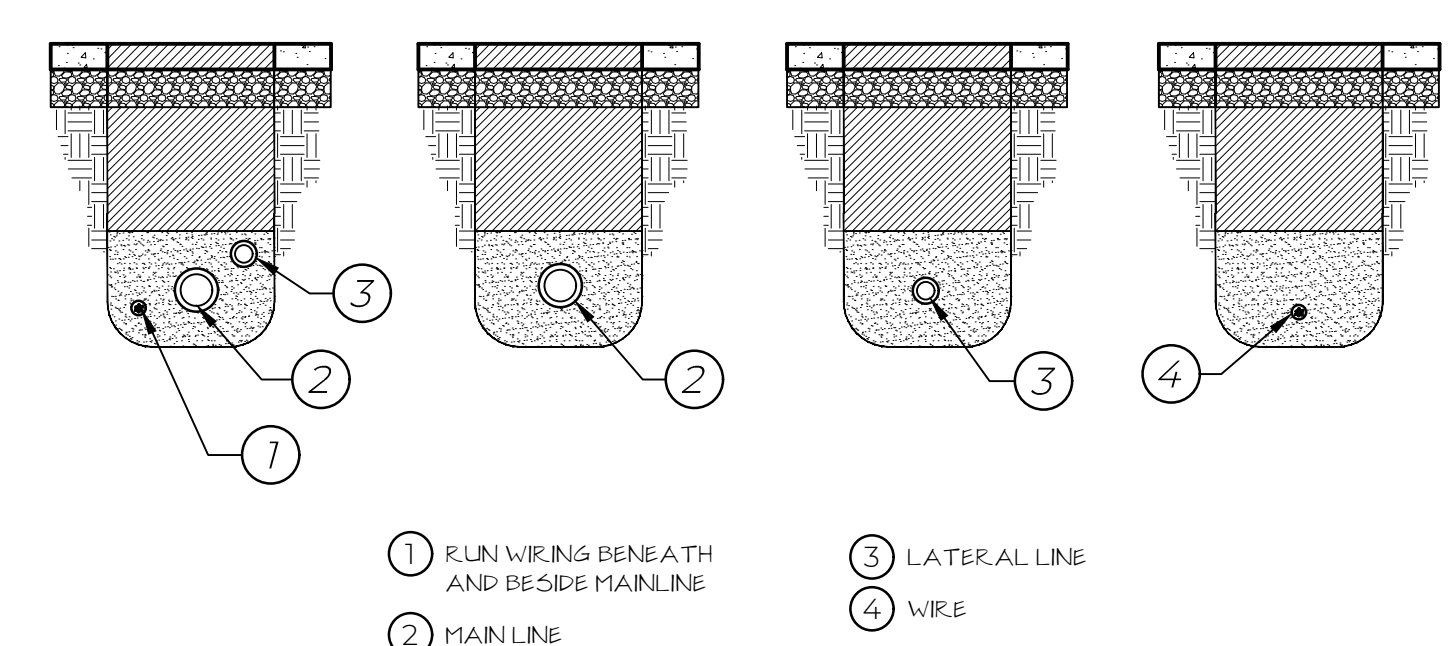
- 1 DRIP ZONE, JUMBO VALVE BOX
- 2 ACTION MANIFOLD FITTINGS
- 3 **5/8" FITTINGS
- 4 RCV IN CARSON STANDARD 1 1/2" VALVE BOX
- 5 **5/40 MANIFOLD MAIN LINE
- 6 5/40 COUPLER, OR BELL END
- 7 UNITIZED SWING JOINT (L.A.S.C.O)
- 8 QUICK COUPLER IN 10" BOX
- 9 **5/8" TOE NIPPLE
- 10 DUCTILE IR ON LATERAL TEE AND LATERAL VALVE

2 VALVE MANIFOLD
NTS
P-PA-FAI-45



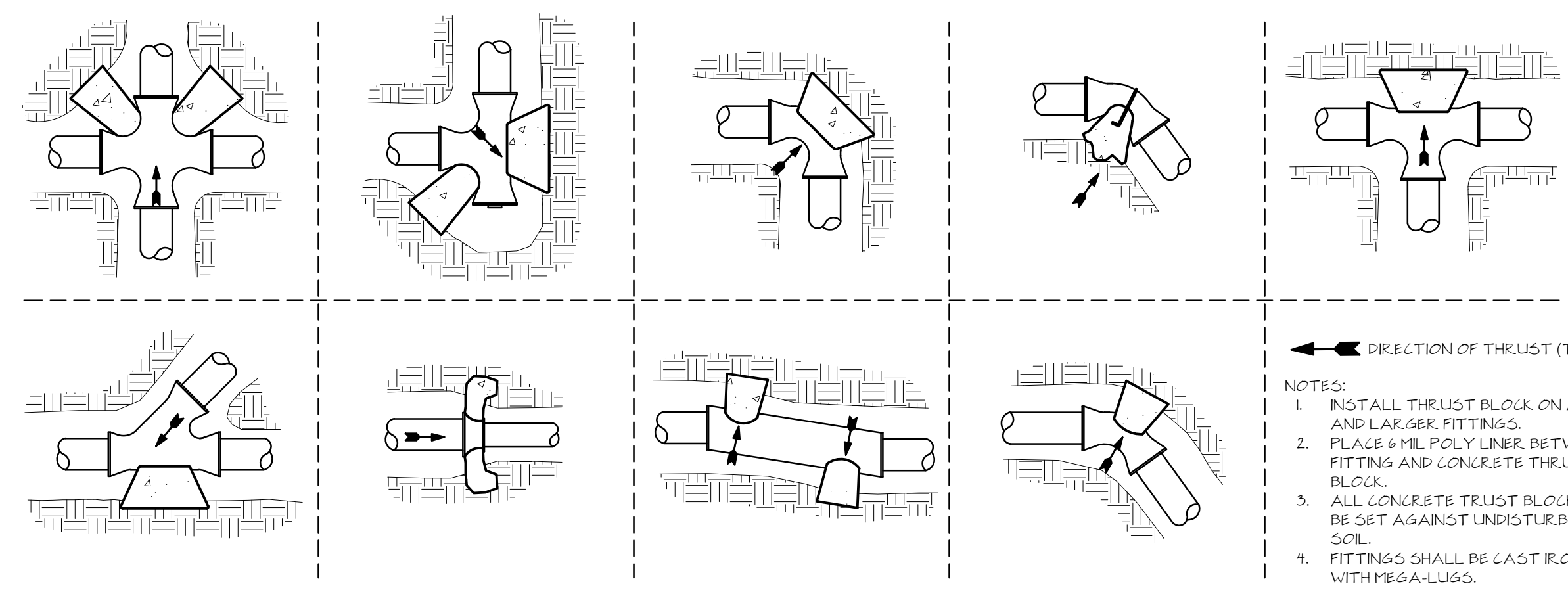
- 1 STANDARD VALVE BOX
- 2 FINISH GRADE
- 3 REMOTE CONTROL VALVE
- 4 PAISE WIRE CONNECTORS (2)
- 5 #14 AWG PE WIRE
- 6 SCH. 40 PIPE & FITTINGS
- 7 SCH. 80 FITTINGS
- 8 3/4" MINUS WASHED GRAVEL
- 9 ACTION MANIFOLD FITTINGS (2 EACH) 1801-X, 18012-X
- 10 VALVE #TAG
- 11 BRICK
- 12 MAIN LINE PER PLAN

3 REMOTE CONTROL VALVE
NTS
P-PA-FAI-35



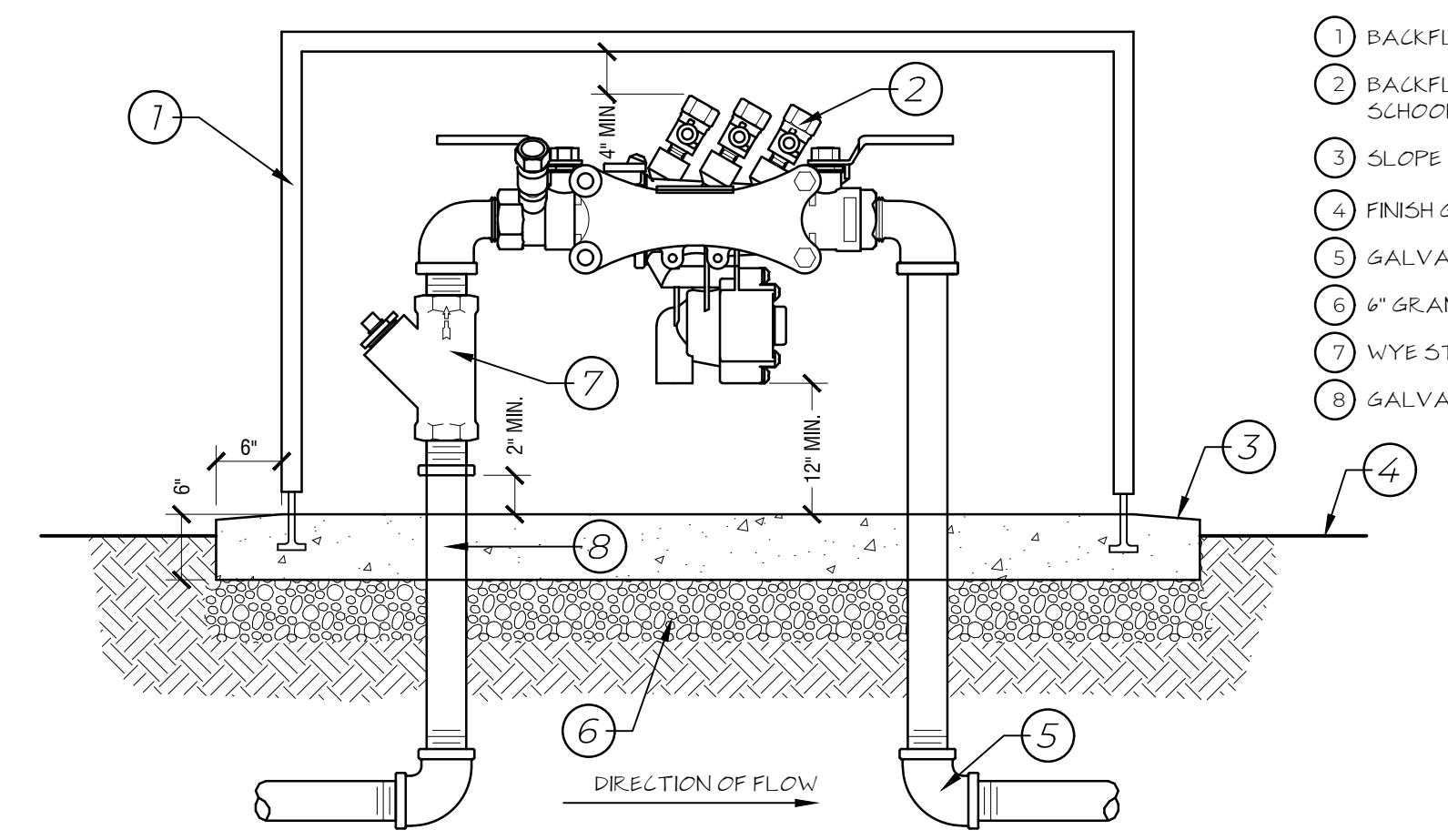
- 1 RUN WIRING BENEATH AND BESIDE MAINLINE
- 2 MAINLINE
- 3 LATERAL LINE
- 4 WIRE

4 PIPE/WIRE IN TRENCH
NTS
P-PA-FAI-32



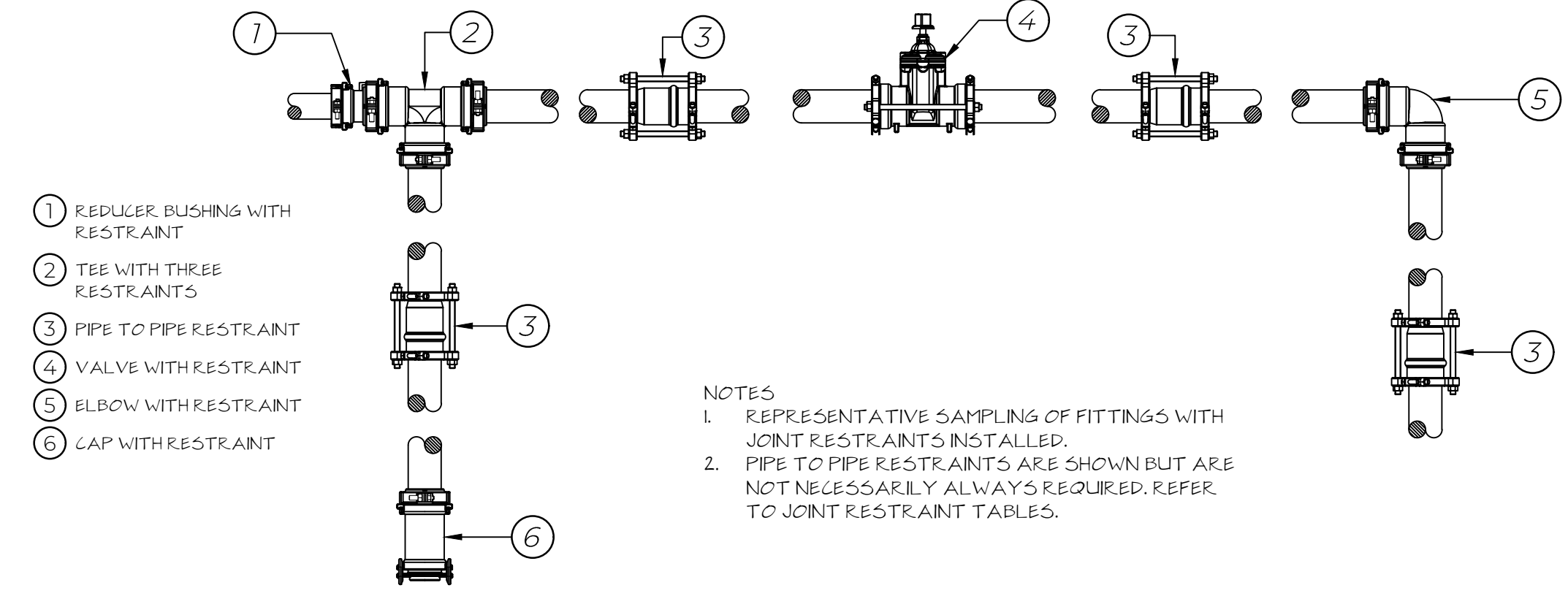
- 1 SLEEVES SHALL BE TWICE THE DIAMETER OF THE PIPE WITHIN.
- 2 PIPE AND WIRE SHALL BE PLACED IN SEPARATE SLEEVES.
- 3 TRENCHES SHALL BE EXCAVATED 2" BELOW NORMAL TO ALLOW FOR PROPER BEDDING. SELECTED FILL SHALL BE USED IF SOIL CONDITIONS ARE ROCKY.
- 4 MAINLINE SHALL HAVE 18-24" COVER, LATERAL LINE SHALL HAVE 8-12" MIN. COVER. 4" OF SCREENED FILL SHALL COVER THE PIPE. THE TOP 6" OF COVER SHALL CONTAIN NO ROCKS/AGGREGATES LARGER THAN 2".
- 5 TRENCH FILL SHALL BE THOROUGHLY COMPACTED AND LEVELED WITH ADJACENT SOIL.
- 6 PLASTIC PIPE SHALL BE EXTRUDED FROM PVC 120-1220 COMPOUND AND LABELED AS SUCH. ALL PVC PIPE SHALL BE SCH. 40. ALL MAINLINE FITTINGS SHALL BE SCH. 80.
- 7 ALL WIRING SHALL BE ENCLOSED IN CONDUIT: CONTROL WIRE, 2-WIRE, POWER WIRE.

5 THRUST BLOCKS
1" = 1'-0"
P-PA-FAI-22



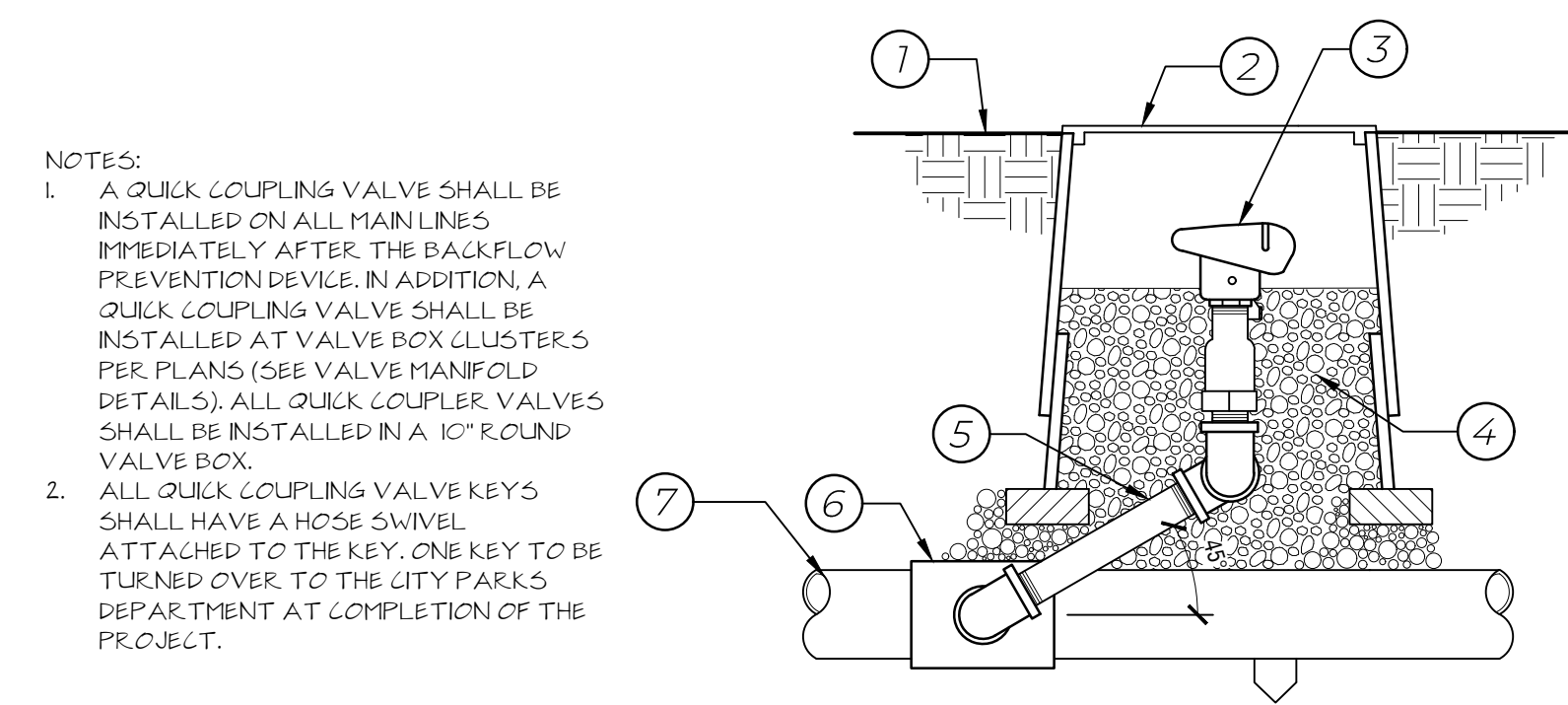
- 1 BACKFLOW ENCLOSURE
- 2 BACKFLOW PREVENTER SUPPLIED BY SCHOOL DISTRICT
- 3 SLOPE TO DRAIN 0.5% MIN. (TYP.)
- 4 FINISH GRADE
- 5 GALVANIZED ELBOW
- 6 6" GRANULAR FILL
- 7 WYE STRAINER
- 8 GALVANIZED NIPPLE

6 BACKFLOW PREVENTER
3/4" = 1'-0"
P-PA-FAI-41



- 1 REDUCER BUSHING WITH RESTRAINT
- 2 TEE WITH THREE RESTRAINTS
- 3 PIPE TO PIPE RESTRAINT
- 4 VALVE WITH RESTRAINT
- 5 ELBOW WITH RESTRAINT
- 6 CAP WITH RESTRAINT

7 TYPICAL JOINT RESTRAINT LAYOUT (2-1/2" & LARGER)
NTS
P-PA-FAI-44



- 1 FINISH GRADE
- 2 10" ROUND VALVE BOX
- 3 QUICK COUPLER VALVE
- 4 3/4" MINUS GRAVEL
- 5 FACTORY MFG SWING JOINT
- 6 MAIN LINE TEE OR BELL
- 7 MAIN LINE PIPE

8 QUICK COUPLER VALVE
NTS
P-PA-FAI-28

DISTANCE CHART

REFER TO THE FOLLOWING TABLE THAT LISTS THE LENGTH (IN FEET) FOR EACH SIZE/TYPE FITTING WITHIN WHICH ALL JOINTS MUST BE RESTRAINED. ALL FITTINGS AND JOINT RESTRAINTS SHALL BE INSTALLED PER MANUFACTURER'S RECOMMENDATIONS AND SPECIFICATIONS.

AS AN EXAMPLE: IF YOU ARE INSTALLING A 3" MAINLINE WITH A DIRECTIONAL CHANGE OF 40°, REFER TO CHART UNDER PIPE SIZE TO A 3" AND UNDER BENDS 40° YOU WILL SEE THE DISTANCE OF 11". IF THERE IS ANY JOINT (VALVE, BELL, ETC.) YOU MUST INSTALL A JOINT RESTRAINT WITHIN 11" OF THE 40° MAINLINE DIRECTIONAL CHANGE.

PIPE SIZE	BENDS				REDUCERS			DEAD END	
	22°	45°	40°	1 STEP	2 STEP	3 STEP	BLIND	SER. V. B.	
2"	1'	1'	2'	6'	--	--	19'	6'	
2.5"	1'	2'	4'	9'	4'	--	23'	10'	
3"	2'	3'	6'	11'	8'	10'	30'	15'	
4"	2'	4'	9'	20'	14'	20'	31'	25'	
6"	3'	6'	15'	29'	30'	40'	53'	40'	
8"	4'	8'	15'	38'	35'	55'	63'	70'	
10"	5'	9'	19'	45'	36'	56'	75'	40'	
12"	5'	10'	21'	53'	38'	60'	85'	110'	

INSTALLATION CHART

REFER TO THE FOLLOWING TABLE WHICH LISTS THE NUMBER OF BOLTS, SIZE, AND TORQUE FOR EACH BOLT IN REFERENCE TO THE SIZE OF PIPE WHICH IS BEING RESTRAINED.

AS AN EXAMPLE: IF YOU HAVE A 3" PIPE, YOU WILL NEED 2 BOLTS THAT ARE 3/8" X 2.5" AND TIGHTEN THEM WITH A TORQUE WRENCH TO 20 FT.-LBS.

PIPE SIZE	NUMBER OF BOLTS	BOLT SIZE	TORQUE FT.-LBS.
2"	2	3/8" X 2.5"	20
2.5"	2	3/8" X 2.5"	20
3"	2	3/8" X 2.5"	20
4"	2	1/2" X 3"	50
6"	2	1/2" X 3.5"	50
8"	4	1/2" X 4"	50
10"	4	3/4" X 5.5"	100
12"	4	3/4" X 5.5"	100

9 JOINT RESTRAINT TABLES
NTS
P-PA-FAI-45



IRRIGATION DETAILS
FAIRFIELD TOWN PARK
FAIRFIELD TOWN
69 WEST MAIN STREET, FAIRFIELD TOWN, UT 84013

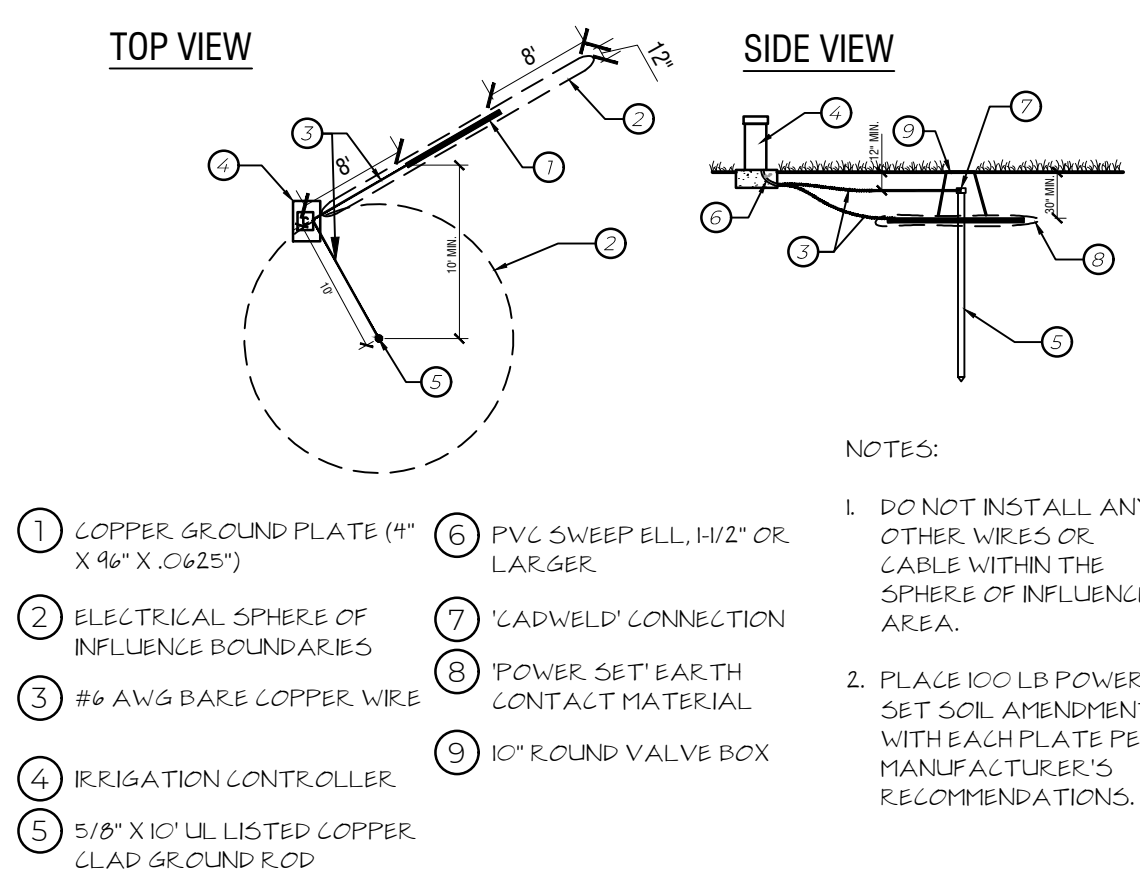
TITLE	PROJECT	CLIENT	ADDRESS
	FAIRFIELD TOWN PARK	FAIRFIELD TOWN	69 WEST MAIN STREET, FAIRFIELD TOWN, UT 84013

NO.	DATE	DESCRIPTION

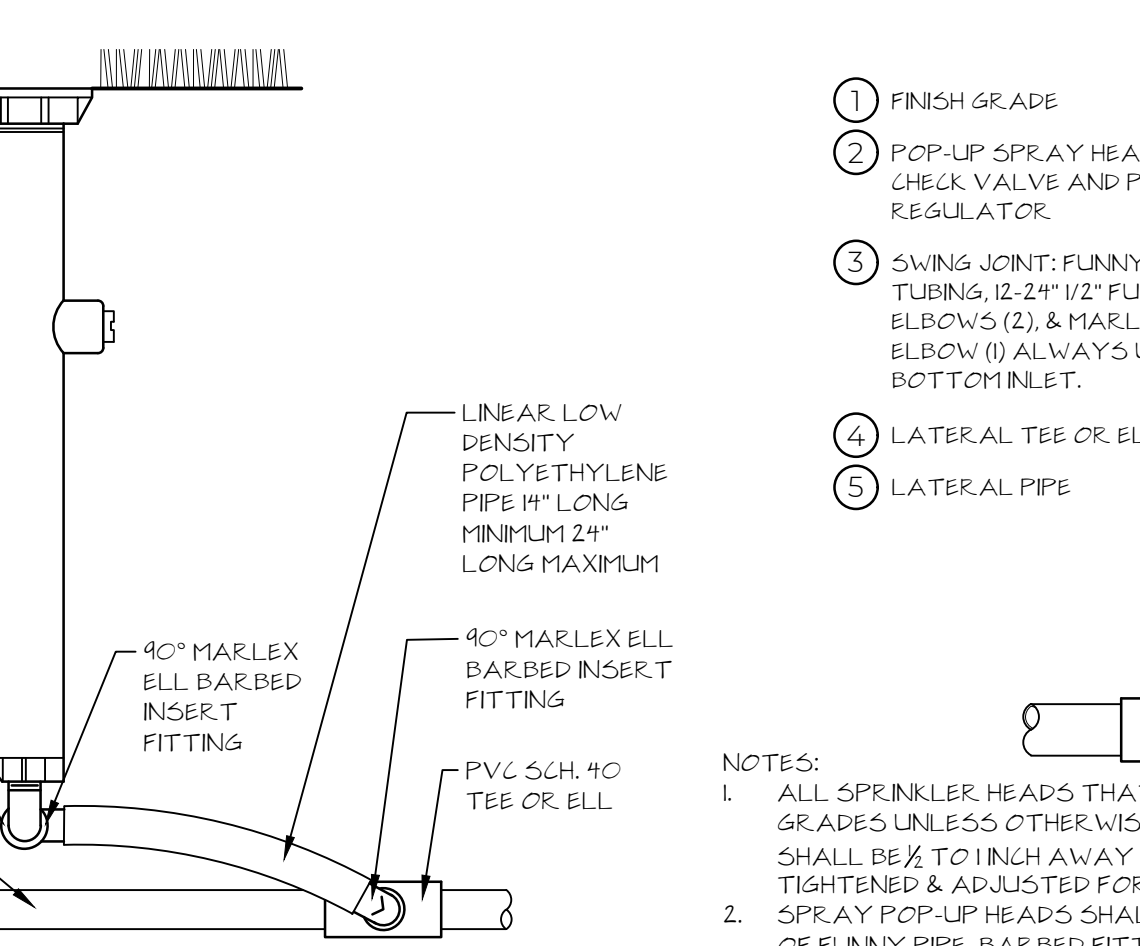
DATE: 03-05-2026
JOB NUMBER: 80029
CHECKED BY: HISLOP

SHEET
L502

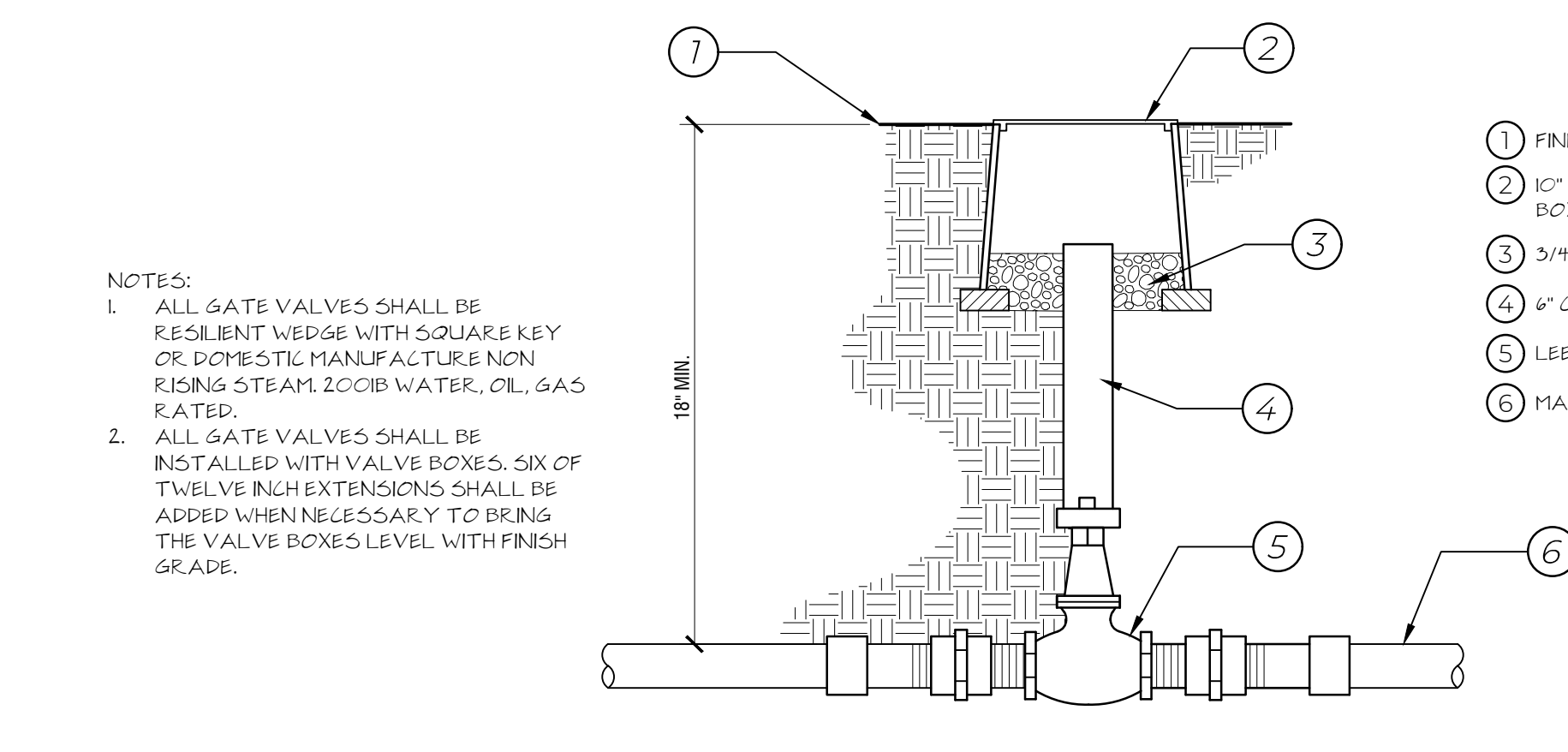
ALL DRAWINGS, SPECIFICATIONS, DESIGNS AND IDEAS REPRESENTED HEREIN ARE AND SHALL REMAIN THE PROPERTY OF THE DESIGNER. NO PART THEREOF SHALL BE COPIED AND/OR DISCLOSED TO OTHERS OR USED IN CONNECTION WITH ANY OTHER PROJECT WITHOUT THE WRITTEN CONSENT OF THE DESIGNER. WRITTEN DIMENSIONS OF THESE DRAWINGS SHALL HAVE PRECEDENCE OVER SCALED DIMENSIONS. CONTRACTORS SHALL VERIFY AND BE RESPONSIBLE FOR ALL DIMENSIONS AND CONDITIONS ON THE JOB. NOTIFY DESIGNER OF ANY VARIATIONS FROM THE DIMENSIONS AND CONDITIONS SHOWN BY THEIR DRAWINGS. COPYRIGHT © 2025 PRIME LANDSCAPE ARCHITECTURE, LLC.



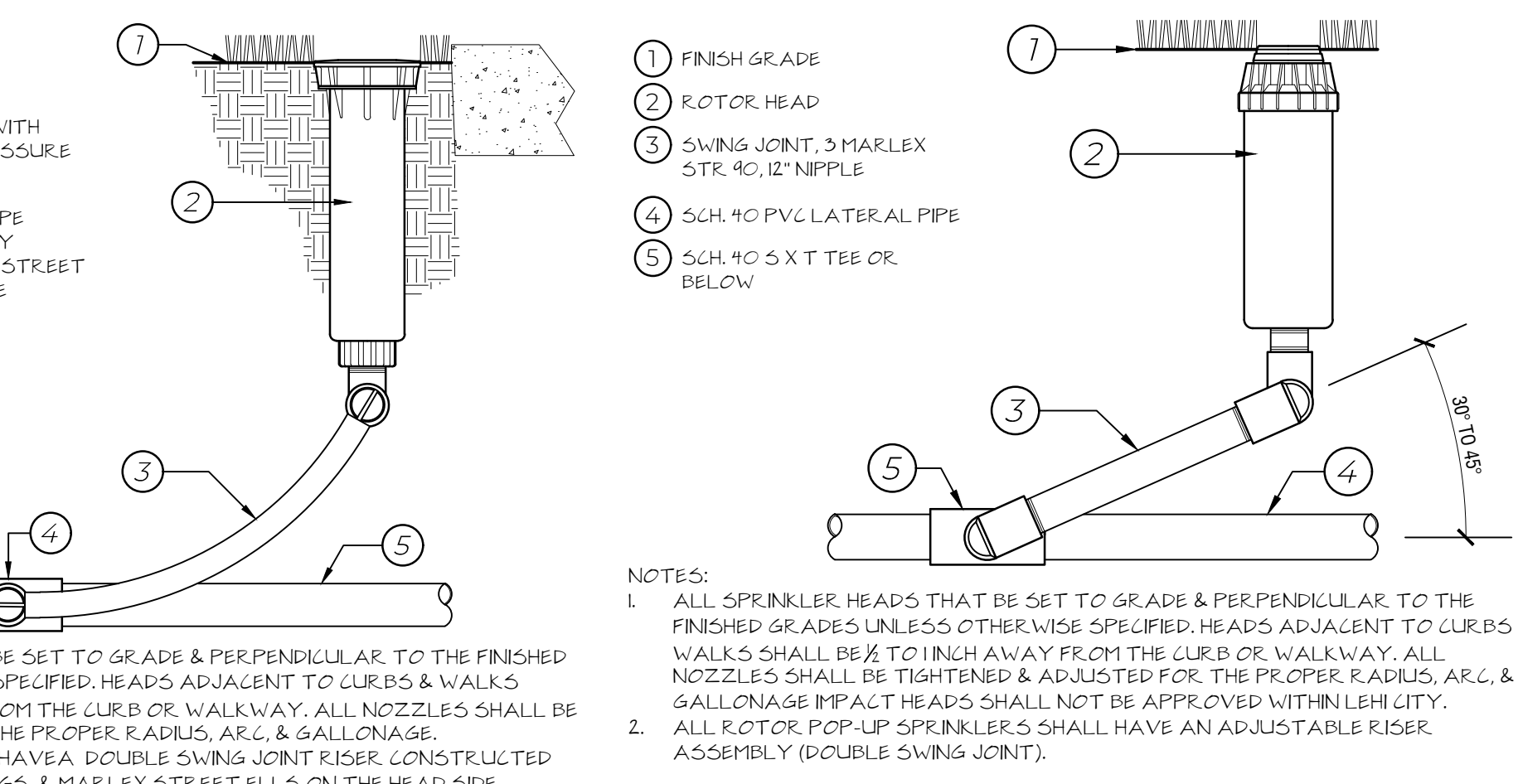
1 GROUNDING GRID INSTALLATION
NTS P-PA-FAI-51



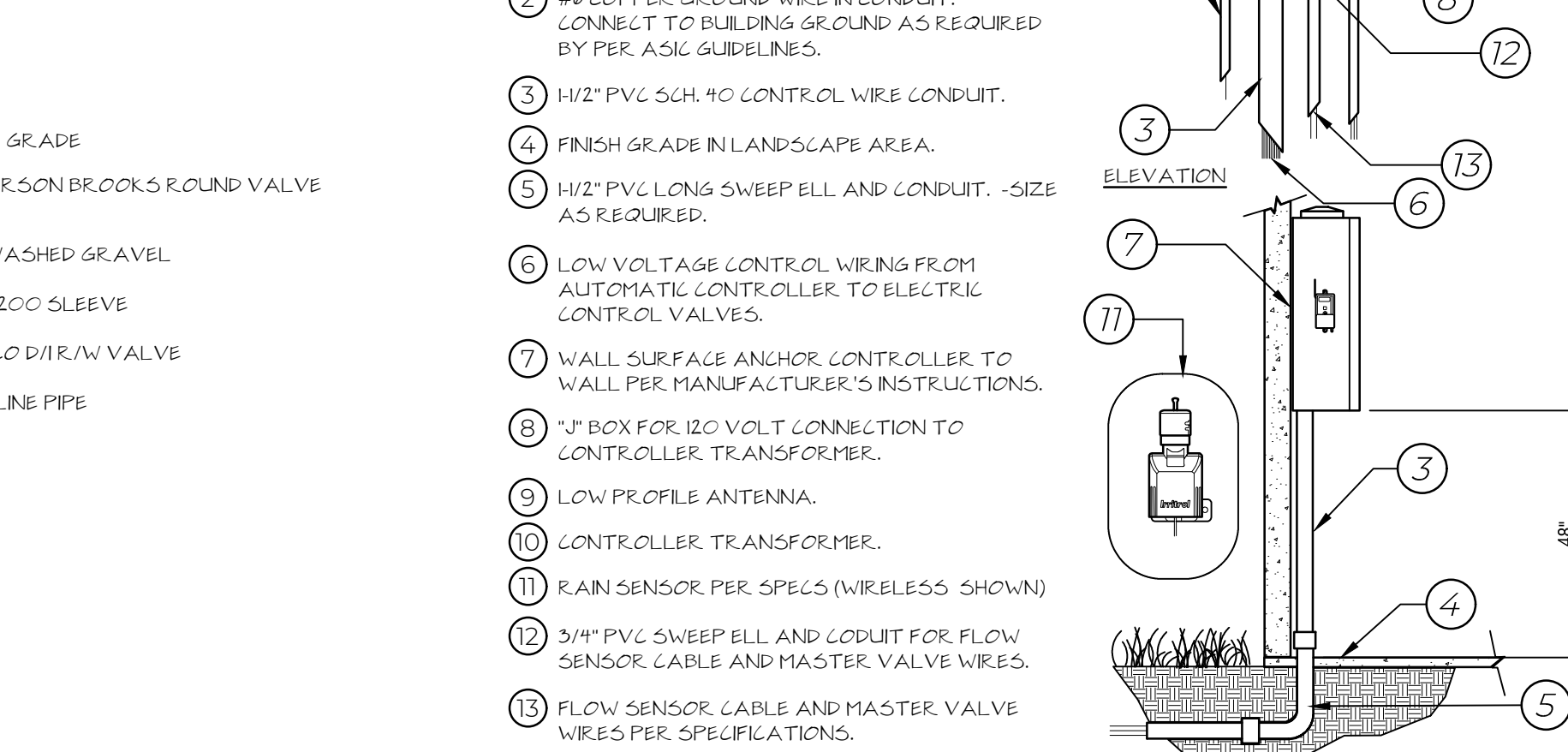
2 LARGE ISOLATION/LINE VALVE
NTS P-PA-FAI-50



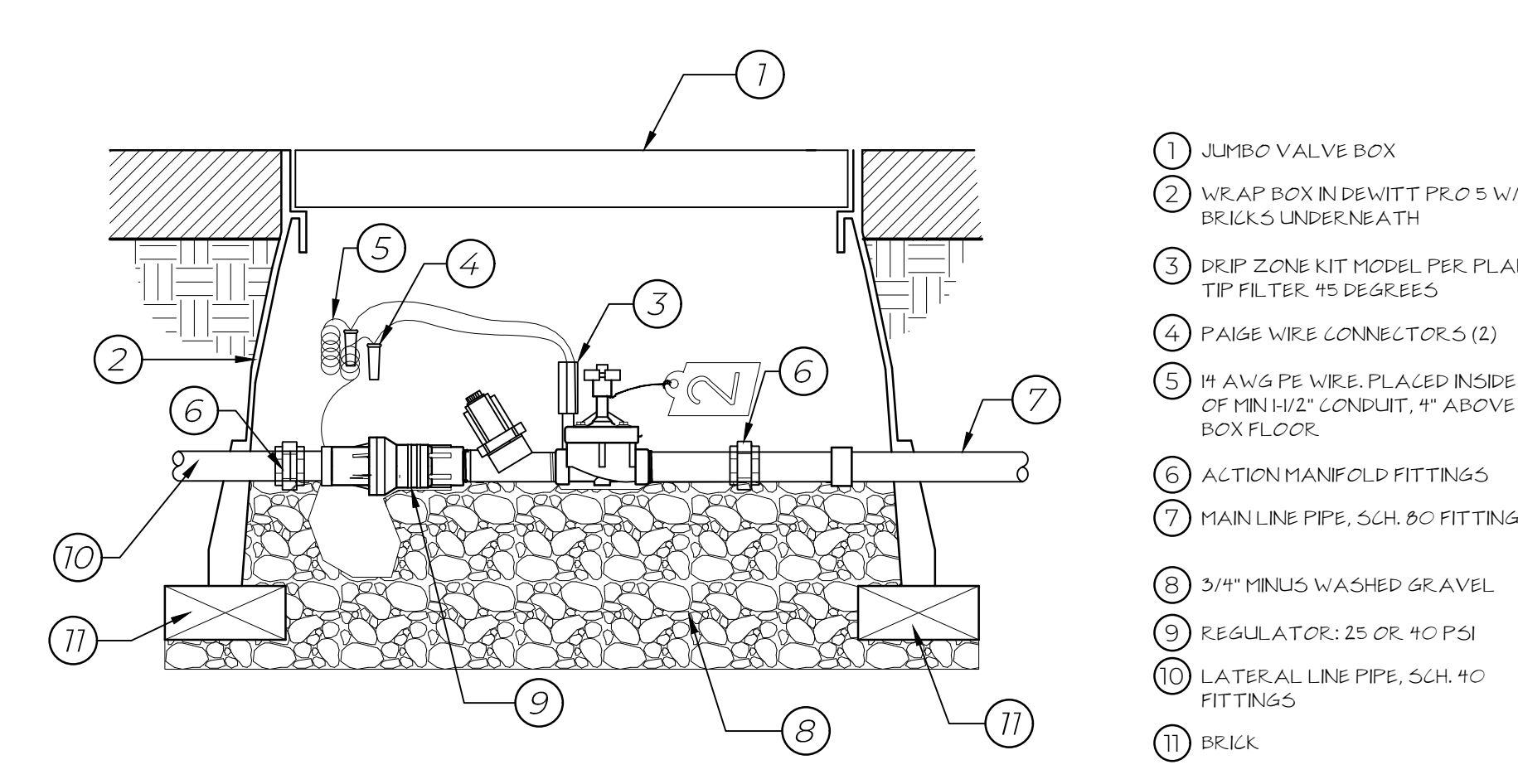
3 WEATHERTRAK OPTIFLOW XR WALL MOUNT INDOOR
NOT TO SCALE P-PA-FAI-12



4 12 IN. POP-UP SPRAY HEAD
NTS P-PA-FAI-06



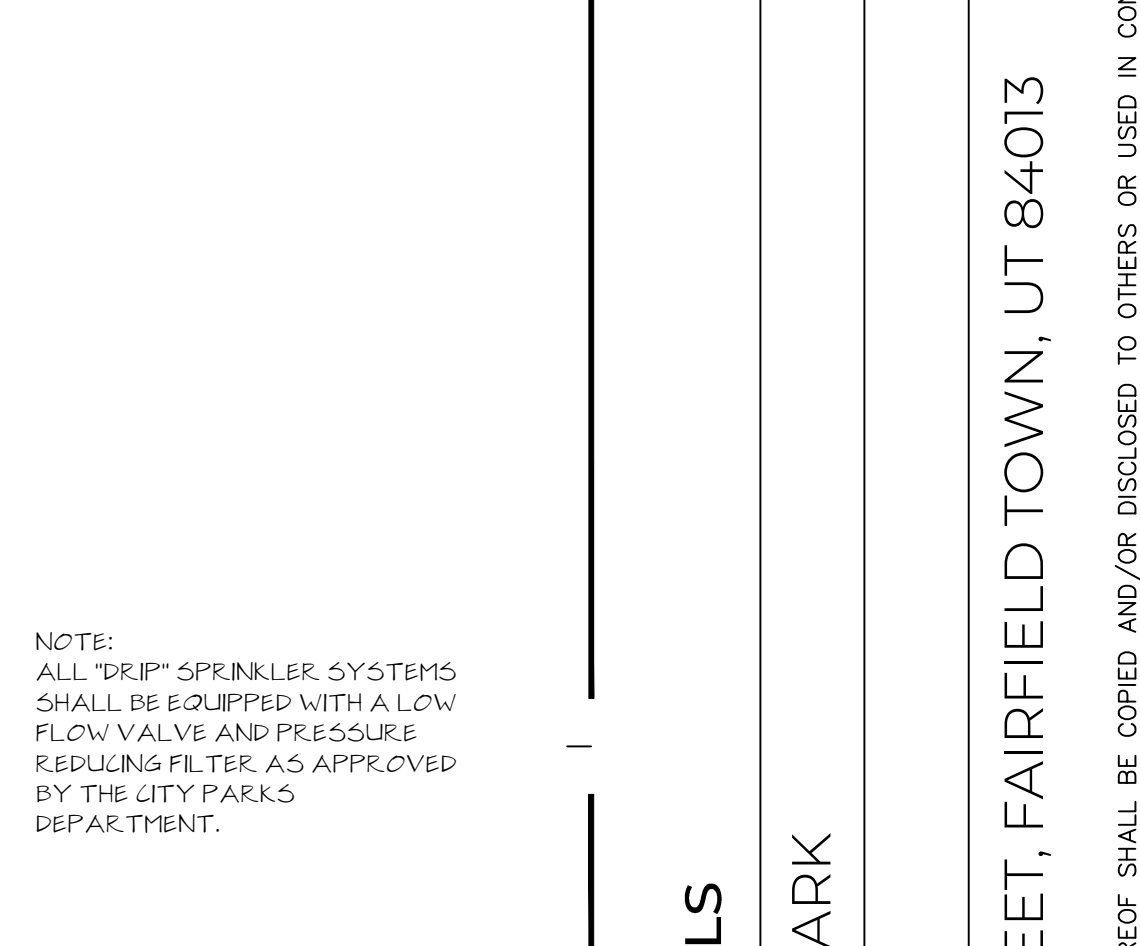
5 SPRAY HEAD
NTS P-PA-FAI-27



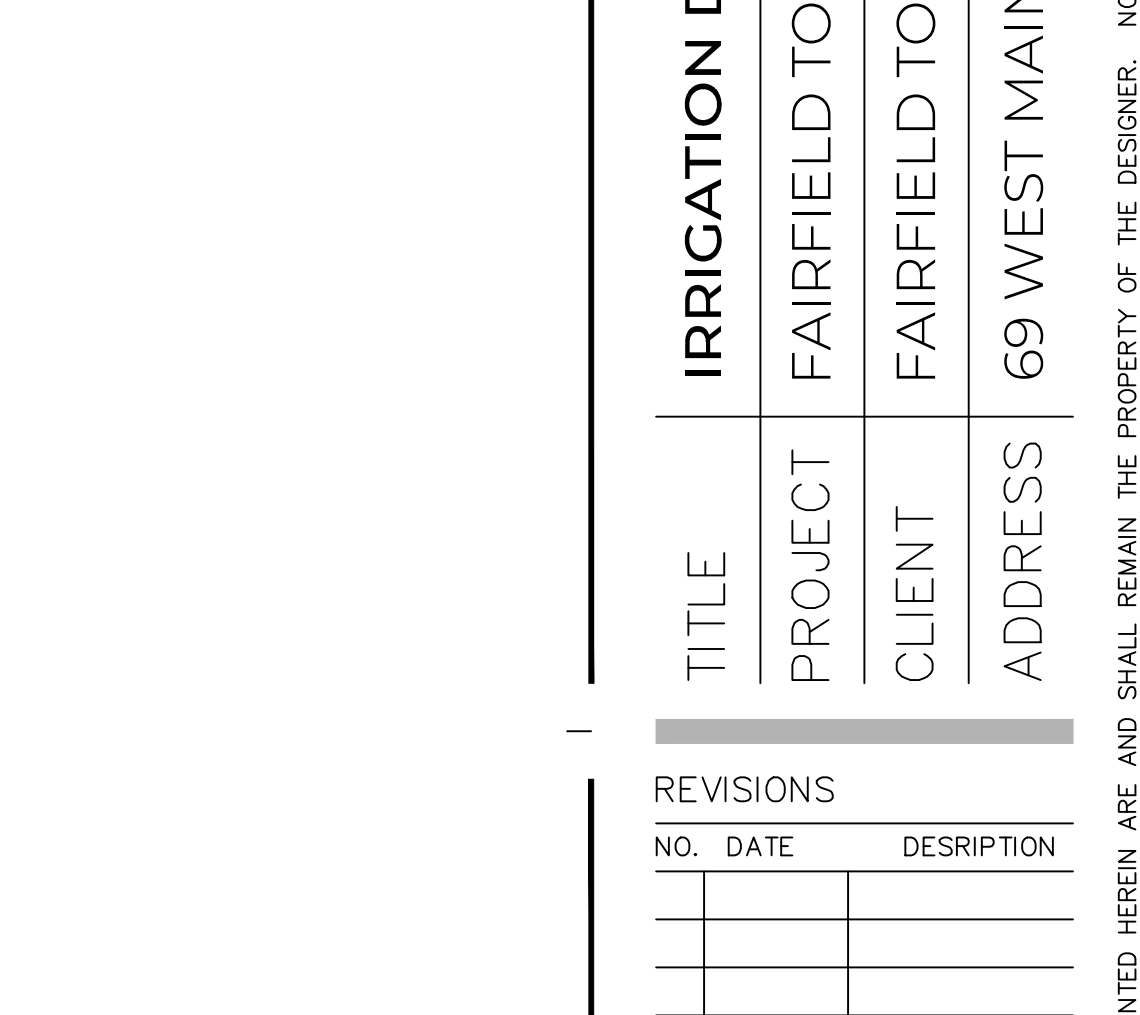
6 POP UP ROTOR
NTS P-PA-FAI-26



7 DRIP CONTROL ZONE
NTS P-PA-FAI-07



8 PVC TO POLY CONNECTION
NTS P-PA-FAI-11



9 DRIP TUBING & EMITTERS
NTS P-PA-FAI-25

Ordinance 2026-03 An Ordinance Granting To Questar Gas Company, Dba Enbridge Gas Utah, A Franchise For The Construction, Operation And Maintenance Of A Gas Distribution System In Fairfield, Utah County, State Of Utah.

Dated March 11, 2026

Questar Gas Company, dba Enbridge Gas Utah, a Utah corporation (Enbridge Gas Utah), desires to construct, maintain, and operate a gas distribution system within Fairfield (Town); and

The Town Council has determined that it is in the best interest of the citizens of the Town to grant a franchise to Enbridge Gas Utah to use the roads and streets within the Town for such purpose;

NOW THEREFORE the Town Council ordains as follows:

1. **Grant of Franchise.** The Town grants to Enbridge Gas Utah a nonexclusive franchise (Franchise) to construct, maintain and operate in the present and future roads, streets, alleys, highways and other public rights-of-way within Town limits, including any property annexed or otherwise acquired by the Town after the effective date of this Franchise, (collectively, "Streets") a distribution system for furnishing natural and manufactured gas to the Town and its inhabitants for heating and other purposes. Enbridge Gas Utah shall have the right to erect, construct, equip and maintain along, over and under the Streets a system of mains, pipes, laterals and related equipment ("Facilities") as are reasonably necessary for supplying gas service in accordance with this Franchise.

2. **Consideration.** In consideration of this Franchise, Enbridge Gas Utah shall pay to the Town the sum of \$50.00 upon acceptance of this Franchise and shall provide gas service in accordance with the terms of this Franchise.

3. **Term.** This Franchise is granted for an initial term of twenty (20) years. At the expiration of the initial term, the Franchise shall continue in effect upon the same terms and conditions for up to two additional terms (each of which is a renewal period) of fifteen (15) years each. The Town may terminate the Franchise at the end of the initial term, or any renewal period, by giving Enbridge Gas Utah written notice of the Town's intent to so terminate not less than ninety (90) calendar days before the expiration of the initial term or any renewal period.

4. **Acceptance.** Within sixty (60) days after the passage of this ordinance, Enbridge Gas Utah shall file with the Town an unconditional written acceptance of the Franchise declaring its acceptance of the Franchise and its intention to be bound by the terms and conditions of the Franchise.

5. **Construction and Maintenance of Facilities.** All Facilities shall be constructed and installed so as to interfere as little as possible with traffic over and public use of the Streets and to cause minimum interference with the rights and reasonable convenience of property owners who adjoin any of the Streets. All Facilities shall be constructed in accordance with established gas distribution construction practices and in a manner which protects the Facilities from all traffic loads. All Facilities that are installed during the term of the Franchise shall be sited without unreasonable additional cost to Enbridge Gas Utah to be visually unobtrusive and to preserve the natural beauty and neighborhood aesthetics within the Town limits.

Enbridge Gas Utah shall repair or replace, at its own expense, any and all rights of way, pavements, sidewalks, street improvements, excavations, other facilities, landscaping, or other improvements, public or private, that it damages in the Franchise operations.

6. **Compliance with Ordinances – Conflict.** Enbridge Gas Utah shall comply with all Town ordinances, regulations and requirements and shall pay all applicable excavation fees and charges that are or may be prescribed by the Town with respect to the construction, maintenance and operation of all Facilities. However, these obligations shall apply only as long as such ordinances, regulations, requirements or fees are not preempted by or otherwise in conflict with any applicable statutory or constitutional law, rule or regulation, or the tariffs approved by regulatory bodies having jurisdiction over Enbridge Gas Utah, including this Franchise and any lawful revisions made and accepted by Enbridge Gas Utah during the term of the Franchise.

The Town shall have the right to inspect the construction, operation and maintenance of the Facilities to ensure the proper compliance with applicable Town ordinances, regulations and requirements. In the event Enbridge Gas Utah should fail to comply with the terms of any Town ordinance, regulation or requirement, the Town shall give Enbridge Gas Utah written notice of such non-compliance and the time for correction provided by ordinance or a reasonable time for correction if there is no applicable ordinance. After written notice and failure of Enbridge Gas Utah to make correction, the Town may, at its sole risk, make such correction itself and charge the cost to Enbridge Gas Utah including any minimum cost provided by ordinance. Nothing in this Franchise limits Enbridge Gas Utah's right to oppose any ordinance, either existing, proposed, or adopted from and after the effective date of this Franchise.

7. **Information Exchange.** Upon request by either the Town or Enbridge Gas Utah, as reasonably necessary, Enbridge Gas Utah and the Town shall meet for the purpose of exchanging information and documents regarding construction and other similar work within

the Town limits, with a view towards coordinating their respective activities in those areas where such coordination may prove mutually beneficial. Any information regarding future capital improvements that may involve land acquisition shall be treated with confidentiality upon request to the extent that the Town may lawfully do so.

8. **Relocation.** Upon written notice to Enbridge Gas Utah, the Town may require the relocation and removal or reinstallation (collectively, "Relocation") of any Facilities located in, on, along, over, across, through, or under any of the Streets located within the Town Right-of-Way. After receipt of such written notice, Enbridge Gas Utah shall diligently carry out the process of Relocation of its Facilities as may be reasonably necessary to meet the Town's requirements provided that the Town provides Enbridge Gas Utah with a new location reasonably suited for the Facilities, at the reasonable discretion of Enbridge Gas Utah. The Relocation of Facilities by Enbridge Gas Utah shall be at no cost to the Town if (i) such request is for the protection of the public health, safety and welfare pursuant to lawful authority delegated to the Town; (ii) the Facilities have been installed pursuant to this or any other Enbridge Gas Utah franchise and not pursuant to a property or other similar right, including, but not limited to, a right-of-way, grant, permit, or license from a state, federal, municipal or private entity; and (iii) the Town provides a new location for the Facilities. Otherwise, a Relocation required by the Town pursuant to such written notice shall be at the Town's expense. Enbridge Gas Utah shall not pay any costs of relocation regardless of the location of the right-of-way for projects and purposes related to private development. Following Relocation of any Facilities, Enbridge Gas Utah may maintain and operate such Facilities in a new location within Town limits without additional payment. If a Town project is funded by federal or state monies that include an amount allocated to defray the expenses of Relocation

of Facilities, then the Town shall compensate Enbridge Gas Utah up to the extent of such amount for any Relocation costs mandated by the project to the extent that the Town actually receives or is otherwise authorized to direct or approve payment of such federal or state funds.

Notwithstanding the preceding paragraph, Enbridge Gas Utah shall be responsible for any costs associated with an authorized Town project that are not attributable to Enbridge Gas Utah's Facilities in the Streets. Further, all such costs shall be allocated among all utilities or other persons whose facilities or property are subject to Relocation due to an authorized Town project.

9. **Terms of Service.** Enbridge Gas Utah shall furnish gas service without preference or discrimination among customers of the same service class at reasonable rates, in accordance with all applicable tariffs approved by and on file with regulatory bodies having jurisdiction over Enbridge Gas Utah, including revisions to such tariffs made during the term of the Franchise, and in conformity with all applicable constitutional and statutory requirements. Enbridge Gas Utah may make and enforce reasonable rules and regulations in the conduct of its business, may require its customers to execute a gas service agreement as a condition to receiving service, and shall have the right to contract with its customers regarding the installation and operation of its Facilities. To secure safe and reliable service to the customers, and in the public interest, Enbridge Gas Utah shall have the right to prescribe the sizes and kinds of pipes and related Facilities to be used and shall have the right to refuse service to any customer who refuses to comply with Enbridge Gas Utah's rules and regulations.

10. **Indemnification.** Enbridge Gas Utah shall indemnify, defend and hold the Town, its officers and employees, harmless from and against any and all claims, demands, liens, liabilities, damages, actions and proceedings arising from the exercise by Enbridge Gas

Utah of its rights under this Franchise, and Enbridge Gas Utah shall pay the reasonable cost of defense plus the Town's reasonable attorneys' fees. Notwithstanding any provision to the contrary, Enbridge Gas Utah shall not be obligated to indemnify, defend or hold the Town harmless to the extent that any underlying claim, demand, lien, liability, damage, action and proceeding arises out of or in connection with any act or omission of the Town or any of its agents, officers or employees.

11. **Assignment.** Enbridge Gas Utah may assign or transfer its rights and obligations under the Franchise to any parent, affiliate, or subsidiary of Enbridge Gas Utah, to any entity having fifty percent (50%) or more direct or indirect common ownership with Enbridge Gas Utah, or to any successor-in-interest or transferee of Enbridge Gas Utah having all necessary approvals, including those from the Utah Public Service Commission or its successor, to provide utility service within the Town limits. Otherwise, Enbridge Gas Utah shall not transfer, assign or delegate any of its rights or obligations under the Franchise to another entity without the Town's prior written approval, which approval shall not be unreasonably withheld or delayed. Inclusion of the Franchise as an asset of Enbridge Gas Utah subject to the liens and mortgages of Enbridge Gas Utah shall not constitute a transfer or assignment requiring the Town's prior written consent.

12. **Designation of Representative.** The Parties respective designated representatives authorized to receive and respond to issues and inquiries by the other Party in connection with the Franchise are set forth below. The Parties may designate a new representative from time to time upon prior written notice to the Town.

Enbridge Gas Utah
Attn: Key Accounts Manager
P.O. Box 45360
Salt Lake City, Utah 84145-0360

Name: Fairfield Town
Attn: Fairfield Town Mayor
121 West Main Street
Fairfield, Utah 84013

Phone: 801-324-
E-mail: _____

Phone: (801) 766-3509
Email: hmckinney@fairfieldtown-ut.gov

13. **Insurance.** The Company shall responsibly self-insure or maintain insurance to cover its obligations and liabilities as set forth in Section 10, in lieu of any insurance as may be required in any Town ordinances.

14. **Bonding/Permit fees.** The Town expressly waives any type of bond requirement for Enbridge Gas Utah for Town requested relocations as well as Enbridge Gas Utah replacement, repair, testing, or maintenance projects within the Town right-of-way. Further, the Town expressly waives any type of required permitting fees for Town requested relocations as well as Enbridge Gas Utah replacement, repair, testing, or maintenance projects within the Town right-of-way. The waiver of the foregoing bond and permitting fee requirements shall not include projects related to private development in which case the Town shall accept required bond and fees from the owner, developers, or contractor requesting the project.

15. **Subcontractors:** Enbridge Gas Utah may subcontract with third parties, at its sole discretion, for the provisions of any of the services contemplated by this Agreement, and so doing does not create or pose third-party beneficiary status upon Town.

16. **Contamination:** If Enbridge Gas Utah encounters any contaminated soil or groundwater during the Work that requires remediation or disposal, or poses a hazard as determined solely by Enbridge Gas Utah, Enbridge Gas Utah may suspend the Work until the contamination is removed, disposed of, and/or appropriately remediated to Enbridge Gas Utah's satisfaction and at no cost to Enbridge Gas Utah. Upon written notice to the Town, if Enbridge Gas Utah elects to remediate the contamination, Town shall pay all costs incurred by

Enbridge Gas Utah arising from or caused by the remediation as Additional Construction Costs.

17. **Safety/Emergency Access:** At all times, Enbridge Gas Utah shall have immediate access to, and authorization to perform whatever action necessary to its Facilities in the event of an emergency or under any circumstances where the safety of any person or property may be compromised. In such event, Enbridge Gas Utah shall notify the Town as quickly as practicable as circumstances dictate.

18. **Ownership of Facilities:** The Facilities that Enbridge Gas Utah constructs to render natural gas service shall at all times remain solely the property of Enbridge Gas Utah. Enbridge Gas Utah may render services from these Facilities and otherwise utilize them as it sees fit without liability of any kind, or obligation to any party.

19. **Minimum Distance:** Town shall not install and shall not permit the installation of any underground facilities within three (3) feet horizontally or one foot vertically from Enbridge Gas Utah's Facilities. Town shall not install and shall not permit the installation of any above-ground structures within fifteen (15) feet of Enbridge Gas' Facilities.

20. **Effect of Invalidity:** If any portion of this Franchise is for any reason held illegal, invalid, or unconstitutional, such invalidity shall not affect the validity of any remaining portions of this Franchise.

21. **Natural Gas Service:** This Agreement is for natural gas facilities only and is not an agreement to provide natural gas service. Upon completion of the Facilities, Enbridge Gas Utah shall provide natural gas service utilizing the Facilities in accordance with Enbridge Gas Utah Natural Gas Tariff ("Tariff") on file with the Utah Public Service Commission ("Commission") as may be revised from time to time. No Party shall be precluded from this

Agreement from petitioning the Commission for modification of any applicable rate schedules or rules and regulations pertaining to natural gas service. Nothing in this Agreement shall be deemed to require Enbridge Gas Utah to install additional capacity to serve future needs.

22. **Amendment.** This ordinance shall not be altered or amended unless mutually agreed upon in writing by Enbridge Gas Utah and the Town.

23. **Survival of Terms:** The Parties' obligations of indemnity and limitations of damages shall survive termination of this Agreement.

24. **Waiver:** The failure of a Party to require the performance of a term or obligation under this Agreement, or the waiver by a Party of any breach, shall not prevent subsequent enforcement of such term or obligation or be deemed a waiver of any subsequent breach under this Agreement. No waiver of any provision of this Agreement shall be valid unless in writing and signed by the Party against whom charged.

25. **Effective Date.** This ordinance shall become effective upon the date of acceptance by Enbridge Gas Utah as established above.

26. **Entire Agreement:** This Agreement contains the entire agreement between the Parties concerning the subject matter, and it replaces and supersedes any and all prior or contemporaneous, oral or written, agreements, understandings, communication, and representations between the Parties. Any terms or conditions contained in any confirmation, statement, or invoice that differ or vary the terms of this Agreement are null and void and shall have no effect between the Parties. This Agreement may not be amended except in writing signed by the Parties.

27. **Counterpart:** This Agreement may be executed in one or more counterparts, each of which will constitute an original but all of which together constitute a single document.

28. **Authority:** Each person signing this Agreement warrants that the person has full legal capacity power and authority to execute this Agreement for and on behalf of the respective Party and to bind such Party.

Passed and Adopted this 11th day of March 2026.

FAIRFIELD TOWN

Hollie McKinney, Mayor

Hollie McKinney	yes	<input type="checkbox"/>	no	<input type="checkbox"/>	abstain	<input type="checkbox"/>
RL Panek	yes	<input type="checkbox"/>	no	<input type="checkbox"/>	abstain	<input type="checkbox"/>
Tyler Thomas	yes	<input type="checkbox"/>	no	<input type="checkbox"/>	abstain	<input type="checkbox"/>
Michael Weber	yes	<input type="checkbox"/>	no	<input type="checkbox"/>	abstain	<input type="checkbox"/>
Richard Cameron	yes	<input type="checkbox"/>	no	<input type="checkbox"/>	abstain	<input type="checkbox"/>

ATTEST:

Stephanie Shelley, Recorder

(OFFICIAL SEAL)

Working draft 26-03-10

ACCEPTANCE OF FRANCHISE

This is to certify that Questar Gas Company, dba Enbridge Gas Utah accepts the franchise for the construction, operation and maintenance of a gas distribution system granted by the Council of Fairfiled Town, Utah County, State of Utah, as evidenced by an Ordinance and adopted by the Mayor and Council on **March 11, 2026**. Questar Gas Company, dba Enbridge Gas Utah, accepts the franchise as approved and agrees that it will be bound by and observe and carry out the terms and conditions of the franchise. This Acceptance of Franchise is signed on behalf of the corporation and by authority of a resolution of its Board of Directors.

Dated at Salt Lake City, Utah this _____ of _____, 202_____.

QUESTAR GAS COMPANY,
dba ENBRIDGE GAS UTAH

Judd Cook
Vice President and General Manager of
Western Distribution

Working draft 26-03-10

FAIRFIELD TOWN

STATE OF UTAH)
) ss.
COUNTY OF UTAH)

I, Stephanie Shelley, Town Recorder of Fairfield Town, Utah, do hereby certify and declare that the above and foregoing is a true, full, and correct copy of an ordinance passed by the Town Council of Fairfield Town, Utah, on the **11th day of March 2026**.

Ordinance 2026-03 An Ordinance Granting To Questar Gas Company, Dba Enbridge Gas Utah, A Franchise For The Construction, Operation And Maintenance Of A Gas Distribution System In Fairfield, Utah County, State Of Utah.

IN WITNESS WHEREOF, I have hereunto set my hand and affixed the Corporate Seal of Fairfield, Utah, this **11th day of March 2026**.

_____,
Stephanie Shelley
Fairfield Town Recorder/Clerk

(SEAL)

Working draft 260310

AFFIDAVIT OF POSTING

STATE OF UTAH)
) ss.
COUNTY OF UTAH)

I, Stephanie Shelley, Town Recorder of Fairfield Town, Utah, do hereby certify and declare that I posted in three (3) public places the following summary of the ordinance which was passed by the Fairfield Town Council on the **11th day of March 2026**, and herein referred to as:

SUMMARY.

Endbridge Gas Franchise For The Construction, Operation And Maintenance Of A Gas Distribution System In Fairfield, Utah County, State Of Utah.

The three places are as follows:

1. Fairfield Town Hall
2. Fairfield Town Website
3. Utah State Public Notice Website

Stephanie Shelley
Fairfield Town Recorder/Clerk

Date of Posting _____ day of March, 2026

Working draft 260310



LUCKYDOG RECREATION
1161 S STATE ST
CLEARFIELD, UT 84015
(800) 388-2196

Turf Surfacing - 2700 sq. ft.

Quotation

Project: Fairfield Town Park
Date: February 20, 2026

Quote Valid Through
March 22, 2026

Terms
1/2 Down, Balance on receipt

Bill To:
Town of Fairfield
121 W Main Street
Fairfield, UT 84013

Contact: Codi Butterfield
Phone: 801-766-3509
Email: cbutterfield@fairfieldtown-ut.gov

Ship To:
LDR
1161 S State St
Clearfield, UT 84015

Contact:
Phone:
Email:

Brand	Item Description	Model	Qty	Unit Price	Total Price
	ProGreen Optimum Play Synthetic Turf w/ 2" ProPlay Padding - 2700 sq. ft.		1	\$32,441.50	\$32,441.50
	OMNIA CO-OP Purchase Discount - Materials		1	-\$3,244.15	-\$3,244.15
	Sub Total				\$29,197.35
	Professional Installation Including 4" Compacted Sub Base Material		1	\$21,190.92	\$21,190.92
	OMNIA CO-OP Purchase Discount - Installation		1	-\$2,119.09	-\$2,119.09

Grand Total \$48,269.18

Additional Info:

See attached Terms + Conditions for additional information, which includes information about freight, storage, site prep, etc. We exercise the right to assess a late fee of 1.5% to all past payments including the required 1/2 payments.

Cade Miller
(385) 515-3539
cade@luckydrec.com

Accepted By: _____

Date: _____



LUCKYDOG RECREATION
1161 S STATE ST
CLEARFIELD, UT 84015
(800) 388-2196

Rubber Mulch Surfacing - 2700 sq. ft.

Quotation

Project: Fairfield Town Park
Date: February 20, 2026

Quote Valid Through
March 22, 2026

Terms
1/2 Down, Balance on receipt

Bill To:
Town of Fairfield
121 W Main Street
Fairfield, UT 84013

Contact: Codi Butterfield
Phone: 801-766-3509
Email: cbutterfield@fairfieldtown-ut.gov

Ship To:
LDR
1161 S State St
Clearfield, UT 84015

Contact:
Phone:
Email:

Brand	Item Description	Model	Qty	Unit Price	Total Price
IMC	Rubber Mulch Surfacing - 2700 sq. ft. Area		1	\$16,333.33	\$16,333.33
	OMNIA CO-OP Purchase Discount - Materials		1	-\$1,633.33	-\$1,633.33
	Sub Total				\$14,700.00
	Freight		1	\$1,693.00	\$1,693.00
	Professional Installation Including Weed Barrier Fabric		1	\$6,142.50	\$6,142.50
	OMNIA CO-OP Purchase Discount - Installation		1	-\$614.25	-\$614.25

Grand Total \$21,921.25

Additional Info:

See attached Terms + Conditions for additional information, which includes information about freight, storage, site prep, etc. We exercise the right to assess a late fee of 1.5% to all past payments including the required 1/2 payments.

Cade Miller
(385) 515-3539
cade@luckydrec.com

Accepted By: _____

Date: _____



LUCKYDOG RECREATION
 1161 S STATE ST
 CLEARFIELD, UT 84015
 (800) 388-2196

Turf Surfacing - 4300 sq. ft.

Quotation



Project: Fairfield Town Park
 Date: February 20, 2026

Quote Valid Through
March 22, 2026

Terms
1/2 Down, Balance on receipt

Bill To:	
Town of Fairfield	
121 W Main Street	
Fairfield, UT 84013	
Contact: Codi Butterfield	
Phone: 801-766-3509	
Email: cbutterfield@fairfieldtown-ut.gov	

Ship To:	
LDR	
1161 S State St	
Clearfield, UT 84015	
Contact:	
Phone:	
Email:	

Brand	Item Description	Model	Qty	Unit Price	Total Price
	ProGreen Optimum Play Synthetic Turf w/ 2" ProPlay Padding - 4300 sq. ft.		1	\$53,132.33	\$53,132.33
	OMNIA CO-OP Purchase Discount - Materials		1	-\$5,313.23	-\$5,313.23
	Sub Total				\$47,819.10
	Professional Installation Including 4" Compacted Sub Base Material		1	\$32,385.32	\$32,385.32
	OMNIA CO-OP Purchase Discount - Installation		1	-\$3,238.53	-\$3,238.53

Grand Total \$76,965.89

Additional Info:

See attached Terms + Conditions for additional information, which includes information about freight, storage, site prep, etc. We exercise the right to assess a late fee of 1.5% to all past payments including the required 1/2 payments.

Cade Miller
 (385) 515-3539
 cade@luckydrec.com

Accepted By: _____

Date: _____



LUCKYDOG RECREATION
 1161 S STATE ST
 CLEARFIELD, UT 84015
 (800) 388-2196

Rubber Mulch Surfacing - 4300 sq. ft.

Quotation

Project: Fairfield Town Park
 Date: February 20, 2026

Quote Valid Through
March 22, 2026

Terms
1/2 Down, Balance on receipt

Bill To:
 Town of Fairfield
 121 W Main Street
 Fairfield, UT 84013

 Contact: Codi Butterfield
 Phone: 801-766-3509
 Email: cbutterfield@fairfieldtown-ut.gov

Ship To:
 LDR
 1161 S State St
 Clearfield, UT 84015

 Contact:
 Phone:
 Email:

Brand	Item Description	Model	Qty	Unit Price	Total Price
IMC	Rubber Mulch Surfacing - 4300 sq. ft. Area		1	\$25,666.67	\$25,666.67
	OMNIA CO-OP Purchase Discount - Materials		1	-\$2,566.67	-\$2,566.67
	Sub Total				\$23,100.00
	Freight		1	\$1,693.00	\$1,693.00
	Professional Installation		1	\$9,782.50	\$9,782.50
	OMNIA CO-OP Purchase Discount - Installation		1	-\$978.25	-\$978.25

Grand Total \$33,597.25

Additional Info:

See attached Terms + Conditions for additional information, which includes information about freight, storage, site prep, etc. We exercise the right to assess a late fee of 1.5% to all past payments including the required 1/2 payments.

Cade Miller
 (385) 515-3539
cade@luckydrec.com

Accepted By: _____

Date: _____



LUCKYDOG RECREATION
 1161 S STATE ST
 CLEARFIELD, UT 84015
 (800) 388-2196

Option 1 Playground
 Quotation

Quote Valid Through
March 13, 2026

Project: Fairfield Town Park
 Date: February 11, 2026

Terms
1/2 Down, Balance on receipt

Bill To:
 Town of Fairfield
 121 W Main Street
 Fairfield, UT 84013

 Contact: Codi Butterfield
 Phone: 801-766-3509
 Email: cbutterfield@fairfieldtown-ut.gov

Ship To:
 LDR
 1161 S State St
 Clearfield, UT 84015

 Contact:
 Phone:
 Email:

Brand	Item Description	Model	Qty	Unit Price	Total Price
Playcraft Systems	R5 Custom Play System	R501BE92A	1	\$104,125.00	\$104,125.00
	Spring Horse - Trigger w/ Spring Mounting Kit	A2-1320	1	\$1,918.67	\$1,918.67
	Paulie Pony Spring Rider w/ Spring Mounting Kit	A2-1387	1	\$1,956.67	\$1,956.67
	OMNIA CO-OP Purchase Discount - Materials		1	-\$10,800.03	-\$10,800.03
	Sub Total				\$97,200.31
	Freight		1	\$5,980.00	\$5,980.00
	Professional Installation		1	\$37,800.12	\$37,800.12
	OMNIA CO-OP Purchase Discount - Installation		1	-\$3,780.01	-\$3,780.01

Grand Total \$137,200.41

Additional Info:

See attached Terms + Conditions for additional information, which includes information about freight, storage, site prep, etc. We exercise the right to assess a late fee of 1.5% to all past payments including the required 1/2 payments.

Cade Miller
 (385) 515-3539
cade@luckydrec.com

Accepted By: _____
 Date: _____

Fairfield Town Park - Opt 1 TOP VIEW - 0

ADA ACCESSIBILITY GUIDELINES - ADAAG CONFORMANCE				
ELEVATED	ACCESSIBLE	RAMP ACCESSIBLE	GROUND	TYPES
1/1	11/6	0/0	4/4	3/3
CHILD CAPACITY	127	MAX FALL HEIGHT	60	

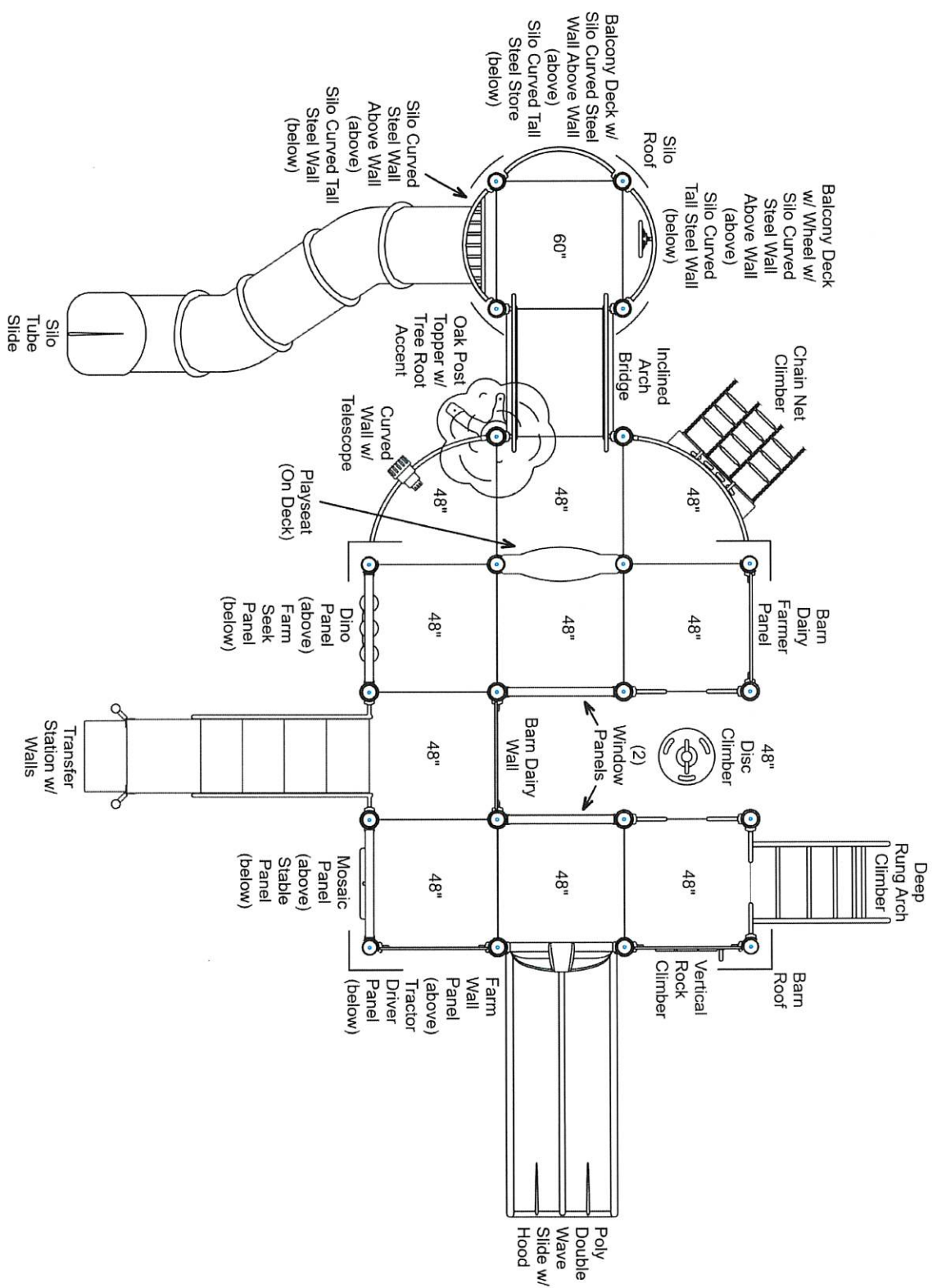
R5

FOR KIDS
AGES
2-12

GENERAL NOTES

This conceptual plan is based on information provided prior to construction. Detailed site information, including the following, should be obtained, evaluated, and utilized in the final project design. Exact site dimensions, topography, existing utilities, soil conditions and drainage solutions.

WARNING: Accessible safety surfacing material is required beneath and around this equipment that has a critical height value (Fall Height) appropriate for the highest accessible part of this equipment. Refer to the CPSC'S Handbook For Public Playground Safety, Section 4: Surfacing.



STRUCTURE # R501BE92A
PROJECT # R501BE92A
DATE 2/12/2026

LuckyDog Recreation
MIN. USE ZONE 44' x 37' (13.232m x 11.056m)



Fairfield Town Park - Opt 1

TOP VIEW - 0

ADA ACCESSIBILITY GUIDELINES - ADAAG CONFORMANCE

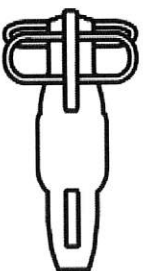
ELEVATED	ACCESSIBLE	RAMP ACCESSIBLE	GROUND	TYPES
0	0/0	0/0	1/0	1/0
CHILD CAPACITY	1	MAX FALL HEIGHT	24	

FOR KIDS
AGES
5-12

GENERAL NOTES

This conceptual plan is based on information provided prior to construction. Detailed site information, including the following, should be obtained, evaluated, and utilized in the final project design: Exact site dimensions, topography, existing utilities, soil conditions and drainage solutions.

WARNING: Accessible safety surfacing material is required beneath and around this equipment that has a critical height value (Fall Height) appropriate for the highest accessible part of this equipment. Refer to the CPSC'S Handbook For Public Playground Safety, Section 4: Surfacing.



PC 1320
TRIGGER
SPRING
HORSE

STRUCTURE # horse
PROJECT # R501BEQ2A
DATE 2/12/2026

LuckyDog Recreation
MIN. USE ZONE 15' x 14' (4.395m x 4.033m)

Fairfield Town Park - Opt 1

TOP VIEW - 0

ADA ACCESSIBILITY GUIDELINES - ADAAG CONFORMANCE


ELEVATED	ACCESSIBLE	RAMP ACCESSIBLE	GROUND	TYPES
0	0/0	0/0	1/0	1/0
CHILD CAPACITY	1	MAX FALL HEIGHT	24	

FOR KIDS
AGES
5-12

GENERAL NOTES

This conceptual plan is based on information provided prior to construction. Detailed site information, including the following, should be obtained, evaluated, and utilized in the final project design. Exact site dimensions, topography, existing utilities, soil conditions and drainage solutions.

WARNING: Accessible safety surfacing material is required beneath and around this equipment that has a critical height value (Fall Height) appropriate for the highest accessible part of this equipment. Refer to the CPSC'S Handbook For Public Playground Safety, Section 4: Surfacing.



PC 1387
PAULIE
PONY
SPRING
RIDER

STRUCTURE # horse2
PROJECT # R501BE92A
DATE 2/12/2026

LuckyDog Recreation
MIN. USE ZONE 13' x 15' (3.934m x 4.547m)

Fairfield Town Park - Opt 1

SITE PLAN

ADA ACCESSIBILITY GUIDELINES - ADAAG CONFORMANCE				
ELEVATED	ACCESSIBLE	RAMP ACCESSIBLE	GROUND	TYPES
11	11/6	0/0	6/4	6/3

R5

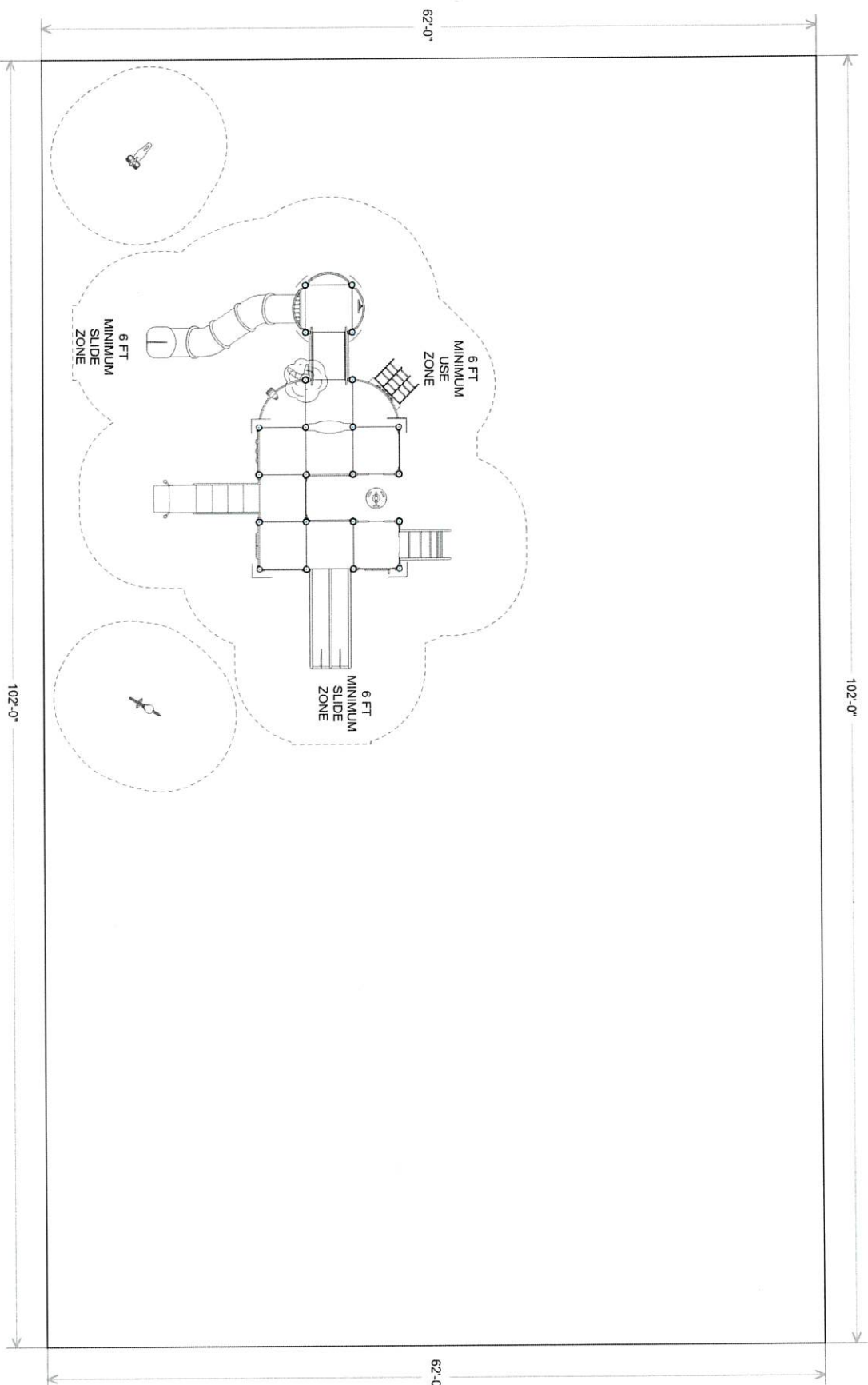
FOR KIDS
 AGES
 [Mixed]

GENERAL NOTES

This Preliminary Site Plan is based on measurements that were provided in the initial planning phase. All dimensions must be verified prior to the submission of a purchase order. Playcraft Systems will not be held responsible for any discrepancies between actual dimensions and dimensions submitted in the planning phase.

The Minimum Use Zone for a play structure is based on the product design at the time of proposal. Components and structure designs may be subject to change which may affect dimensions. Therefore, before preparing the site, we strongly recommend obtaining final drawings from the factory (available after the order is placed and included in the Assembly Manual).

WARNING: Accessible safety surfacing material is required beneath and around this equipment that has a critical height value (Fall Height) appropriate for the highest accessible part of this equipment. Refer to the CPSC's Handbook For Public Playground Safety, Section 4: Surfacing.



PROJECT # R501BE92A
 DATE 2/12/2026

LuckyDog Recreation
 MIN. USE ZONE 58' x 38' (17.524m x 11.553m)



Fairfield Town Park - Opt 1 SITE PLAN 3D

ADA ACCESSIBILITY GUIDELINES - ADAAG CONFORMANCE

ELEVATED	ACCESSIBLE	RAMP ACCESSIBLE	GROUND	TYPES
11	11/6	0/0	6/4	6/3

R5

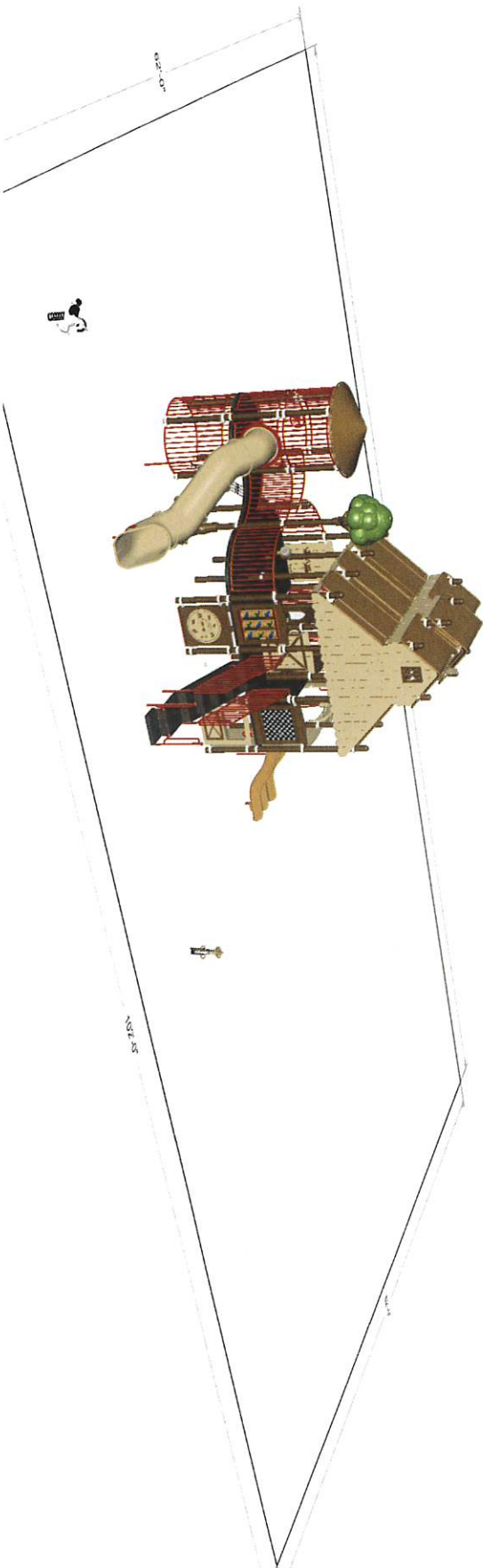
FOR KIDS
AGES
[Mixed]

GENERAL NOTES

This Preliminary Site Plan is based on measurements that were provided in the initial planning phase. All dimensions must be verified prior to the submission of a purchase order. Playcraft Systems will not be held responsible for any discrepancies between actual dimensions and dimensions submitted in the planning phase.

The Minimum Use Zone for a play structure is based on the product design at the time of proposal. Components and structure designs may be subject to change which may affect dimensions. Therefore, before preparing the site, we strongly recommend obtaining final drawings from the factory (available after the order is placed and included in the Assembly Manual).

WARNING: Accessible safety surfacing material is required beneath and around this equipment that has a critical height value (Fall Height) appropriate for the highest accessible part of this equipment. Refer to the CPSC's Handbook For Public Playground Safety, Section 4: Surfacing.




PROJECT # R501BE92A
DATE 2/12/2026

LuckyDog Recreation
MIN. USE ZONE 58' x 38' (17.524m x 11.553m)



Fairfield Town Park - Opt 1
SW VIEW

R5
FOR KIDS
AGES
2-12



STRUCTURE # R501BE92A
PROJECT # R501BE92A
DATE 2/12/2026

Fairfield Town Park - Opt 1
SE VIEW


R5
FOR KIDS
AGES
2-12



STRUCTURE # R501BE92A
PROJECT # R501BE92A
DATE 2/12/2026

Fairfield Town Park - Opt 1
NE VIEW

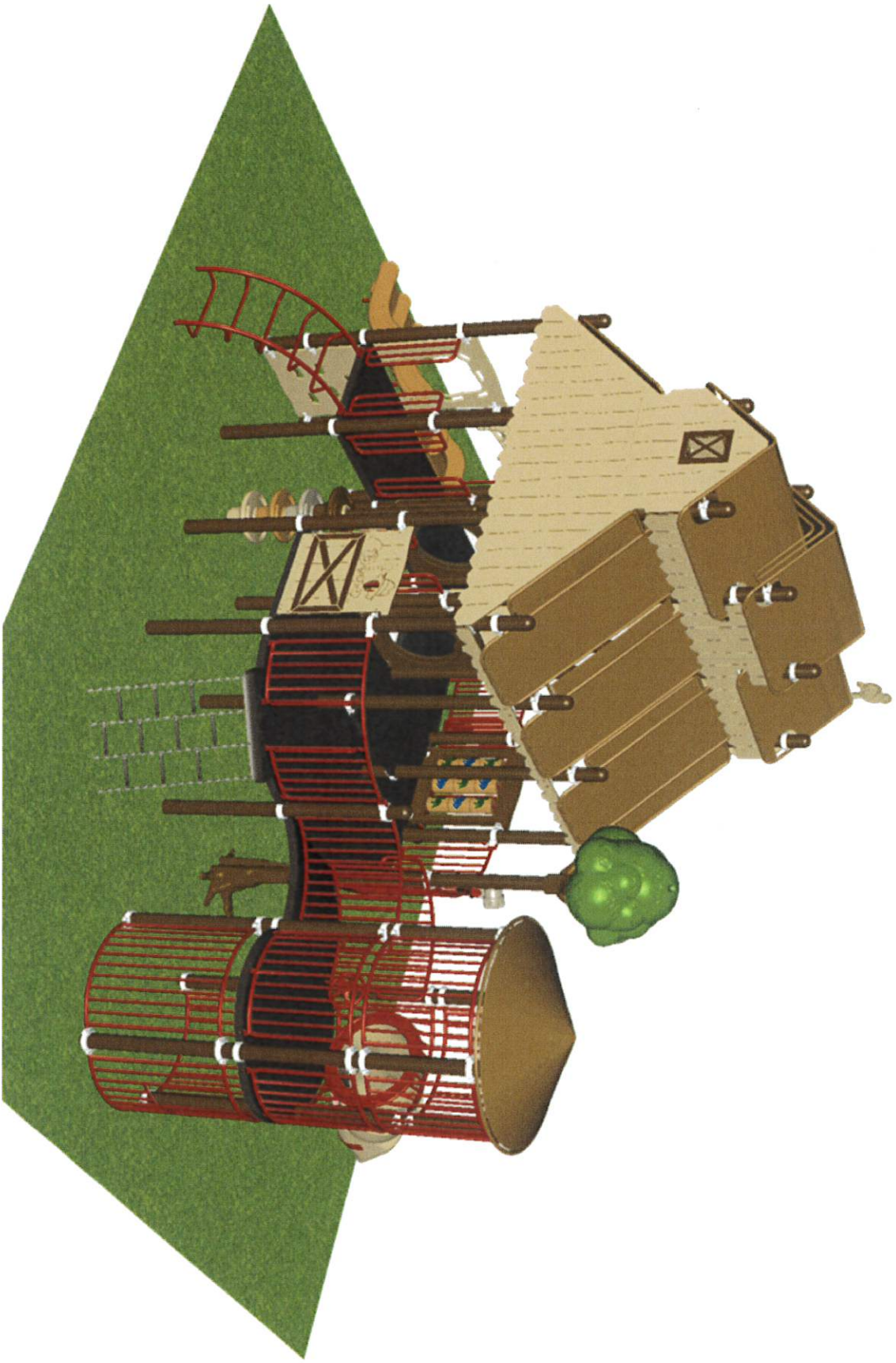
R5
FOR KIDS
AGES
2-12



STRUCTURE # R501BE92A
PROJECT # R501BE92A
DATE 2/12/2026

Fairfield Town Park - Opt 1
NW VIEW


R5
FOR KIDS
AGES
2-12



STRUCTURE # R501BE92A
PROJECT # R501BE92A
DATE 2/12/2026

Fairfield Town Park - Opt 1
SW VIEW

FOR KIDS
AGES
5-12



STRUCTURE # horse
PROJECT # R501BE92A
DATE 2/12/2026

Fairfield Town Park - Opt 1
SW VIEW

FOR KIDS
AGES
5-12



STRUCTURE # horse2
PROJECT # R501BE92A
DATE 2/12/2026



Fairfield Town Park - Opt 1
Project # R501BE92A

Date 2/12/2026

Bill of Materials

Item / Part Number	Description	Qty
HS-1004-R	Collars	142
GF-7002	Dome Cap, R5	17
S-1011-R5-11ft	Post, 11ft R5	1
S-1015-R5-15ft	Post, 15ft R5	12
S-1018-R5-18ft	Post, 18ft R5	1
S-1020-R5-20ft	Post, 20ft R5	4
S-1021-R5-21ft	Post, 21ft R5	4
S-1101-R5	Square Deck	9
S-1107-R5	Curved Deck	2
S-1109-R5	Balcony Deck	1
S-1109-R5-MT	Balcony Deck w/ Wheel	1
S-1209-36W-R5	Transfer Station, 48in-C (W)	1
S-1219-4	Climber, Deep Rung Arch 42-48in	1
S-1221-4CR5	Climber, Chain Net 42-48in	1
S-1233-4-HW	Climber, Disc 42-48in (w/ HW)	1
S-1237-4R5	Climber, Vertical Rock 42-48in	1
S-1306-R5	Double Slide SitDown Hood	1
S-1309-2-R5	Half Walls (Pair) R5	3
S-1328-1830-R5	Steel Wall (Curved w/ Telescope)	1
S-1339-TL-R5	Silo Steel Wall (Curved, Tall, Ground)	2
S-1339-TS-R5	Silo Steel Store (Curved, Tall)	1
S-1339-UP-R5	Silo Steel Wall (Curved, Above Balcony)	3
S-1514-45R5	Bridge, Inclined Arch (45in)	1
S-1606-R5	Dino Panel	1
S-1617-R5	Window Panel	2
S-1618-FARMR5G	Seek Panel (Farm)	1
S-1642-DFM-R5	Barn Dairy Farmer Panel	1
S-1642-DWL-R5	Barn Dairy Wall Panel	1
S-1642-RFW	Farm Wall Panel	1
S-1642-RSP	Stable Panel	1
S-1642-RTP1	Tractor Driver Panel	1
S-1685-R5	Mosaic Panel	1
S-1702-4R5	Slide, Wave 48in (Double)	1
S-1707-5S-1340-R5	Silo Slide, Tube 60in (S-Shaped, Left)	1
S-18019-R5	Roof, Silo	1
S-18092-R5	Roof, Barn	1



A PlayCore Company

A PLAYCORE company

Bill of Materials

(Continued)

Fairfield Town Park - Opt 1

Item / Part Number	Description	Qty
S-1848-R5	Oak Topper	1
S-1849-R5	Tree Root Accent	1
S-1962-R5	Playseat	1
A2-1320 horse	PC 1320 Spring Horse (Trigger)	1
A2-1387 horse2	PC 1387 Paulie Pony Spring Rider	1



LUCKYDOG RECREATION
1161 S STATE ST
CLEARFIELD, UT 84015
(800) 388-2196

Option 2 Playground Quotation

Quote Valid Through
March 13, 2026

Project: Fairfield Town Park
Date: February 11, 2026

Terms
1/2 Down, Balance on receipt

Bill To:

Town of Fairfield
121 W Main Street
Fairfield, UT 84013

Contact: Codi Butterfield
Phone: 801-766-3509
Email: cbutterfield@fairfieldtown-ut.gov

Ship To:

LDR
1161 S State St
Clearfield, UT 84015

Contact:
Phone:
Email:

Brand	Item Description	Model	Qty	Unit Price	Total Price
Playcraftt Systems	R5 Custom Play System	R501BE92A	1	\$123,656.00	\$123,656.00
	Spring Horse - Trigger w/ Spring Mounting Kit	A2-1320	1	\$1,918.67	\$1,918.67
	Paulie Pony Spring Rider w/ Spring Mounting Kit	A2-1387	1	\$1,956.67	\$1,956.67
	OMNIA CO-OP Purchase Discount		1	-\$12,753.13	-\$12,753.13
	Sub Total				\$114,778.21
	Freight		1	\$5,980.00	\$5,980.00
	Professional Installation		1	\$44,635.97	\$44,635.97
	OMNIA CO-OP Purchase Discount - Installation		1	-\$4,463.60	-\$4,463.60

Grand Total \$160,930.58

Additional Info:

See attached Terms + Conditions for additional information, which includes information about freight, storage, site prep, etc. We exercise the right to assess a late fee of 1.5% to all past payments including the required 1/2 payments.

Cade Miller
(385) 515-3539
cade@luckydrec.com

Accepted By: _____

Date: _____

Fairfield Town Park - Opt 2

TOP VIEW - 0

ADA ACCESSIBILITY GUIDELINES - ADAAG CONFORMANCE

ELEVATED	ACCESSIBLE	RAMP ACCESSIBLE	GROUND	TYPES
10	10/5	0/0	5/3	3/3
CHILD CAPACITY	126	MAX FALL HEIGHT	96	

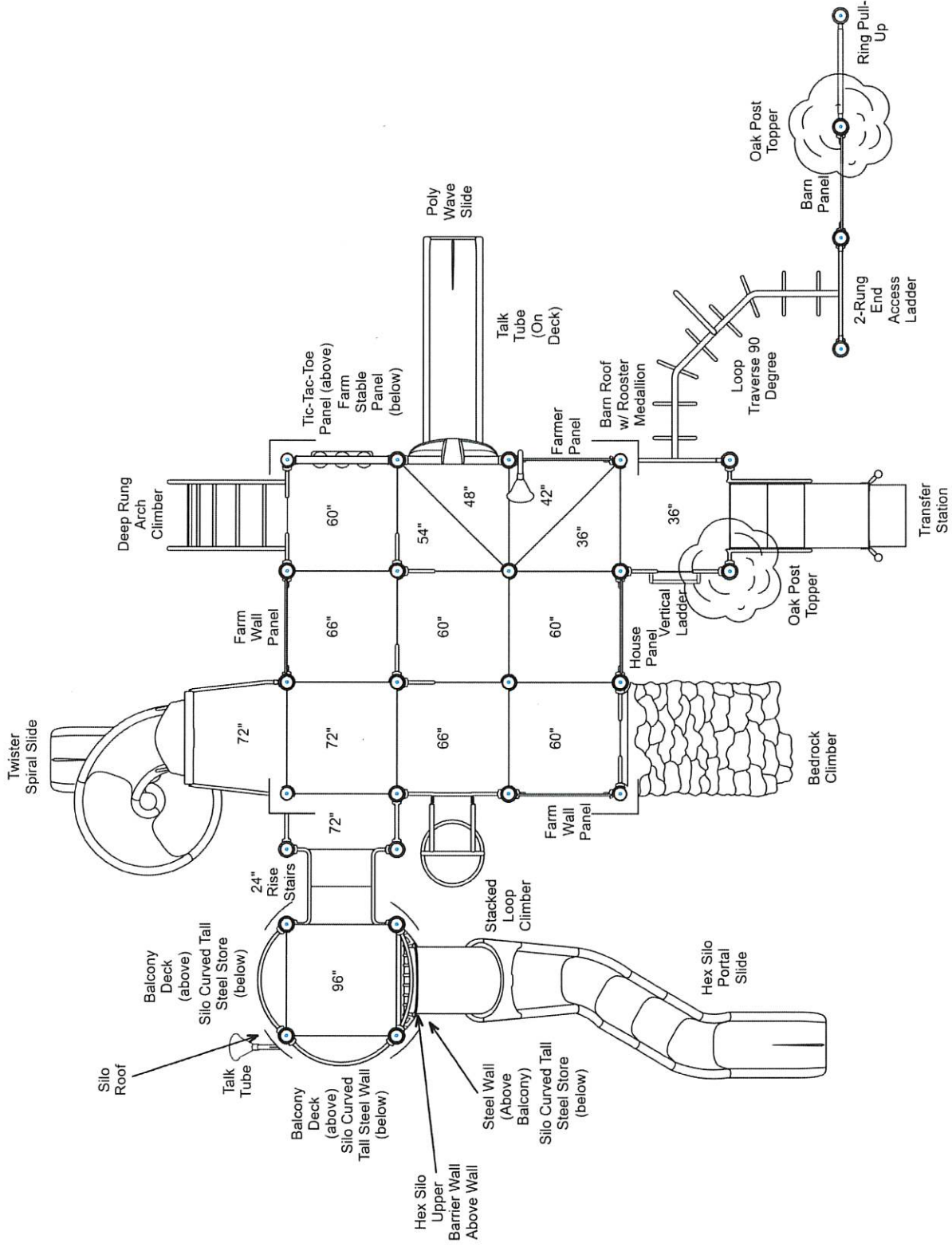
R5

FOR KIDS
AGES
5-12

GENERAL NOTES

This conceptual plan is based on information provided prior to construction. Detailed site information, including the following, should be obtained, evaluated, and utilized in the final project design. Exact site dimensions, topography, existing utilities, soil conditions and drainage solutions.

WARNING: Accessible safety surfacing material is required beneath and around this equipment that has a critical height value (Fall Height) appropriate for the highest accessible part of this equipment. Refer to the CPSCS Handbook For Public Playground Safety, Section 4: Surfacing.



STRUCTURE # R50DDDD64A
 PROJECT # LDR2481CE5A-3
 DATE 2/12/2026

LuckyDog Recreation
 MIN. USE ZONE 48' x 41' (14.494m x 12.481m)



**Fairfield Town Park - Opt 2
TOP VIEW - 0**

ADA ACCESSIBILITY GUIDELINES - ADAAG CONFORMANCE

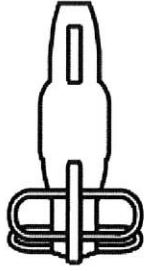
ELEVATED	ACCESSIBLE	RAMP ACCESSIBLE	GROUND	TYPES
0	0/0	0/0	1/0	1/0
CHILD CAPACITY	1	MAX FALL HEIGHT	24	

FOR KIDS
AGES
5-12

GENERAL NOTES

This conceptual plan is based on information provided prior to construction. Detailed site information, including the following, should be obtained, evaluated, and utilized in the final project design. Exact site dimensions, topography, existing utilities, soil conditions and drainage solutions.

WARNING: Accessible safety surfacing material is required beneath and around this equipment that has a critical height value (Fall Height) appropriate for the highest accessible part of this equipment. Refer to the CPSC'S Handbook For Public Playground Safety, Section 4: Surfacing.



**PC 1320
TRIGGER
SPRING
HORSE**

STRUCTURE # horse
PROJECT # LDR2481CE5A-3
DATE 2/12/2026

LuckyDog Recreation
MIN. USE ZONE 15' x 14' (4.395m x 4.033m)



A PLAYCORE Company

**Fairfield Town Park - Opt 2
TOP VIEW - 0**

ADA ACCESSIBILITY GUIDELINES - ADAAG CONFORMANCE

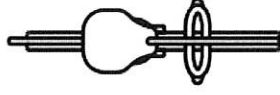
ELEVATED	ACCESSIBLE	RAMP ACCESSIBLE	GROUND	TYPES
0	0/0	0/0	1/0	1/0
CHILD CAPACITY	1	MAX FALL HEIGHT	24	

FOR KIDS
AGES
5-12

GENERAL NOTES

This conceptual plan is based on information provided prior to construction. Detailed site information, including the following, should be obtained, evaluated, and utilized in the final project design. Exact site dimensions, topography, existing utilities, soil conditions and drainage solutions.

WARNING: Accessible safety surfacing material is required beneath and around this equipment that has a critical height value (Fall Height) appropriate for the highest accessible part of this equipment. Refer to the CPSC'S Handbook For Public Playground Safety, Section 4: Surfacing.



**PC 1387
PAULIE
PONY
SPRING
RIDER**

STRUCTURE # horse2
PROJECT # LDR2481CE5A-3
DATE 2/12/2026

LuckyDog Recreation
MIN. USE ZONE 13' x 15' (3.934m x 4.547m)



Fairfield Town Park - Opt 2 SITE PLAN

ADA ACCESSIBILITY GUIDELINES - ADAAG CONFORMANCE

ELEVATED	ACCESSIBLE	RAMP ACCESSIBLE	GROUND	TYPES
10	10/5	0/0	7/3	5/3

R5

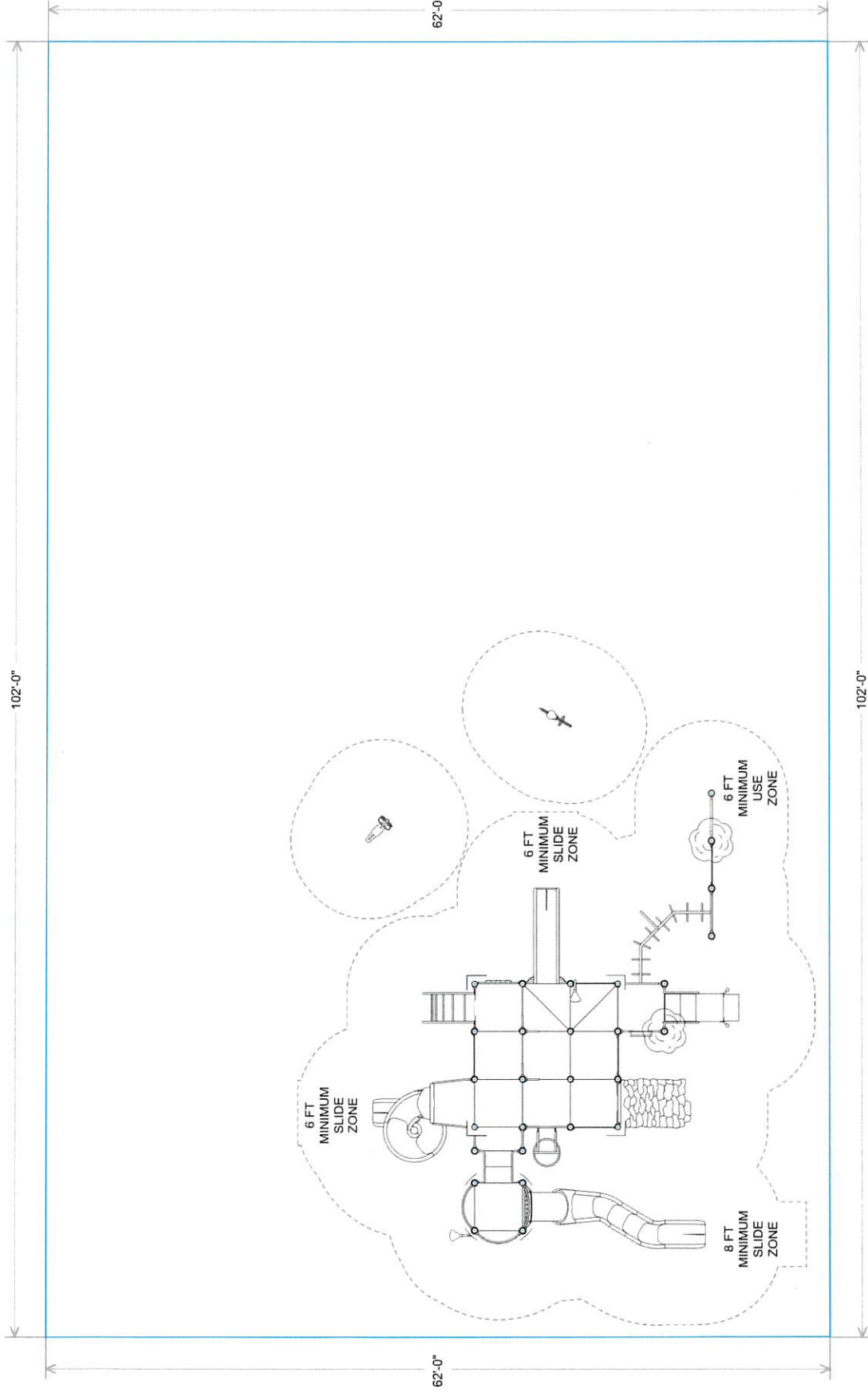
FOR KIDS
AGES
5-12

GENERAL NOTES

This Preliminary Site Plan is based on measurements that were provided in the initial planning phase. All dimensions must be verified prior to the submission of a purchase order. Playcraft Systems will not be held responsible for any discrepancies between actual dimensions and dimensions submitted in the planning phase.

The Minimum Use Zone for a play structure is based on the product design at the time of proposal. Components and structure designs may be subject to change which may affect dimensions. Therefore, before preparing the site, we strongly recommend obtaining final drawings from the factory (available after the order is placed and included in the Assembly Manual).

WARNING: Accessible safety surfacing material is required beneath and around this equipment that has a critical height value (Fall Height) appropriate for the highest accessible part of this equipment. Refer to the CPSC's Handbook For Public Playground Safety, Section 4: Surfacing.



LuckyDog Recreation
MIN. USE ZONE 55' x 42' (16.629m x 12.659m)

PROJECT # LDR2481CE5A-3
DATE 2/12/2026

Fairfield Town Park - Opt 2

SITE PLAN 3D

ADA ACCESSIBILITY GUIDELINES - ADAAG CONFORMANCE

ELEVATED	ACCESSIBLE	RAMP ACCESSIBLE	GROUND	TYPES
10	10/5	0/0	7/3	5/3

R5

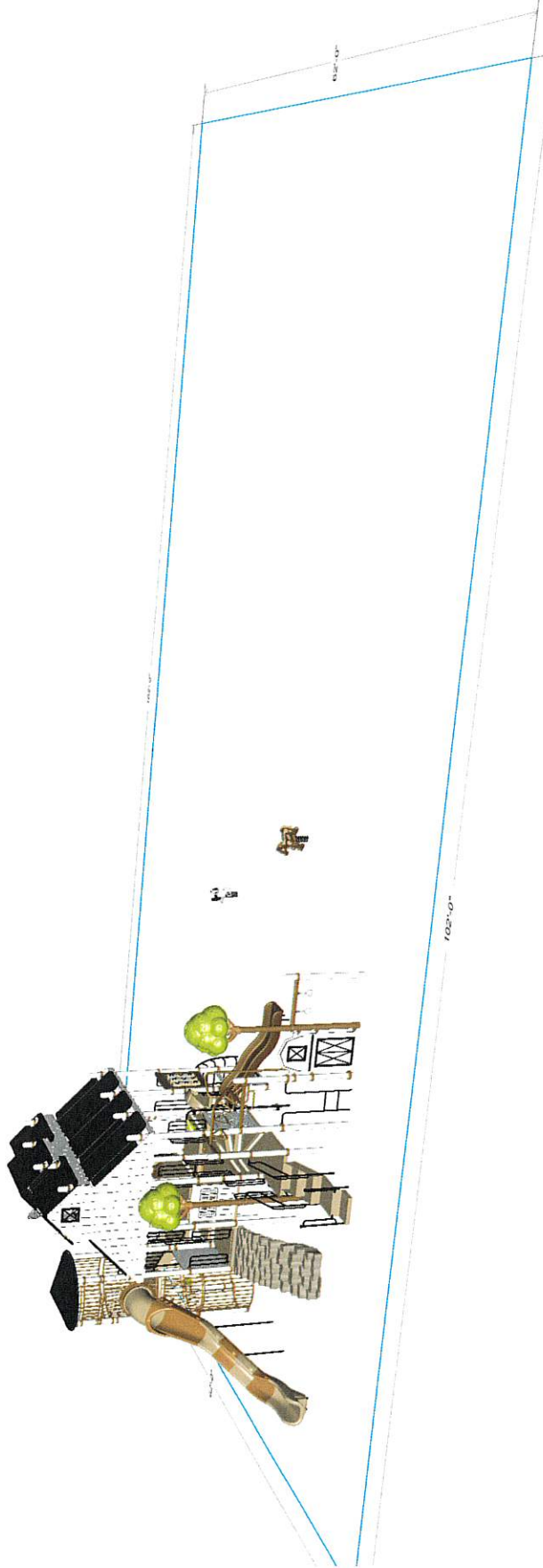
FOR KIDS
AGES
5-12

GENERAL NOTES

This Preliminary Site Plan is based on measurements that were provided in the initial planning phase. All dimensions must be verified prior to the submission of a purchase order. Playcraft Systems will not be held responsible for any discrepancies between actual dimensions and dimensions submitted in the planning phase.

The Minimum Use Zone for a play structure is based on the product design at the time of proposal. Components and structure designs may be subject to change which may affect dimensions. Therefore, before preparing the site, we strongly recommend obtaining final drawings from the factory (available after the order is placed and included in the Assembly Manual).

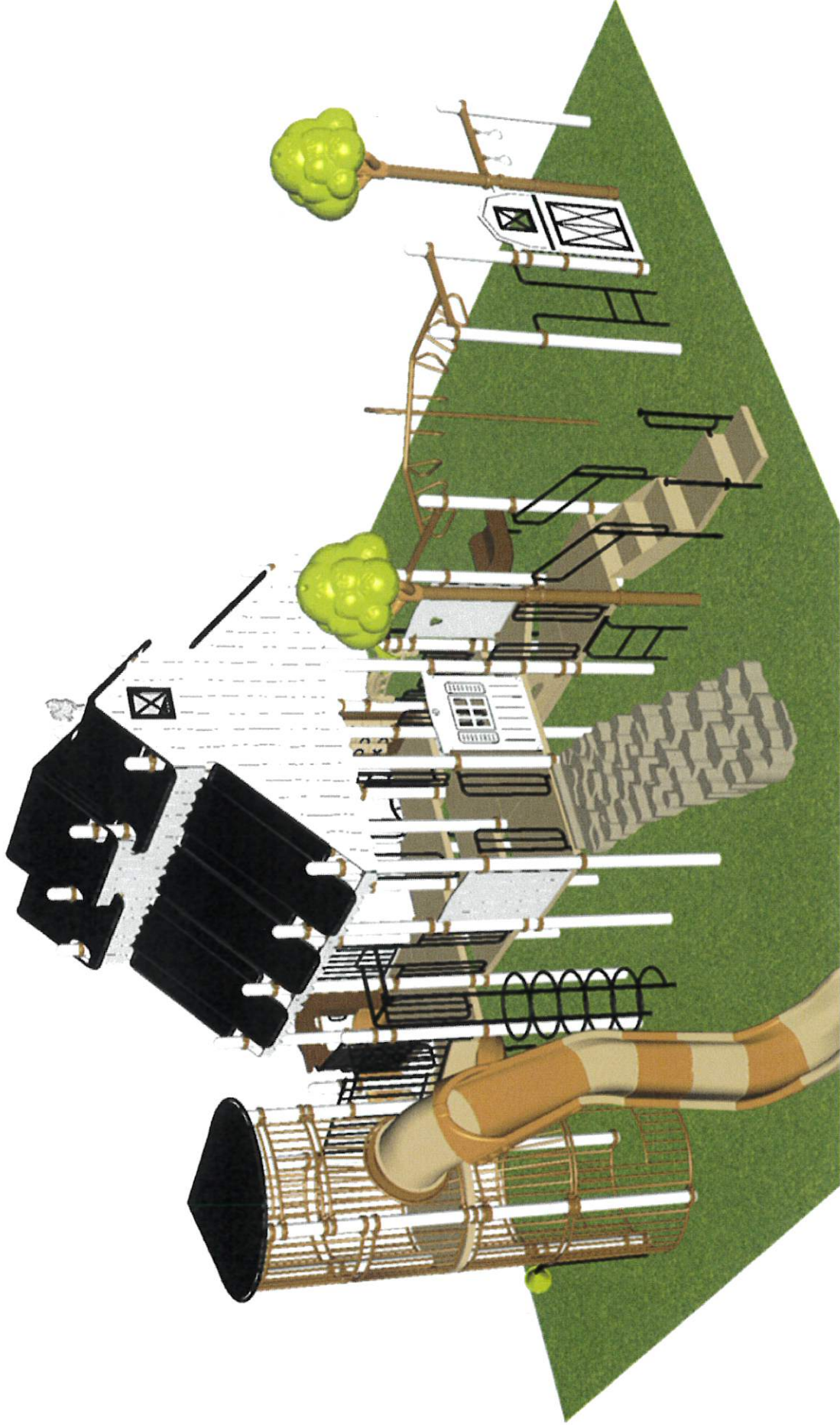
WARNING: Accessible safety surfacing material is required beneath and around this equipment that has a critical height value (Fall Height) appropriate for the highest accessible part of this equipment. Refer to the CPSC's Handbook For Public Playground Safety, Section 4: Surfacing.



Fairfield Town Park - Opt 2
SW VIEW

FOR KIDS
AGES
5-12

R5

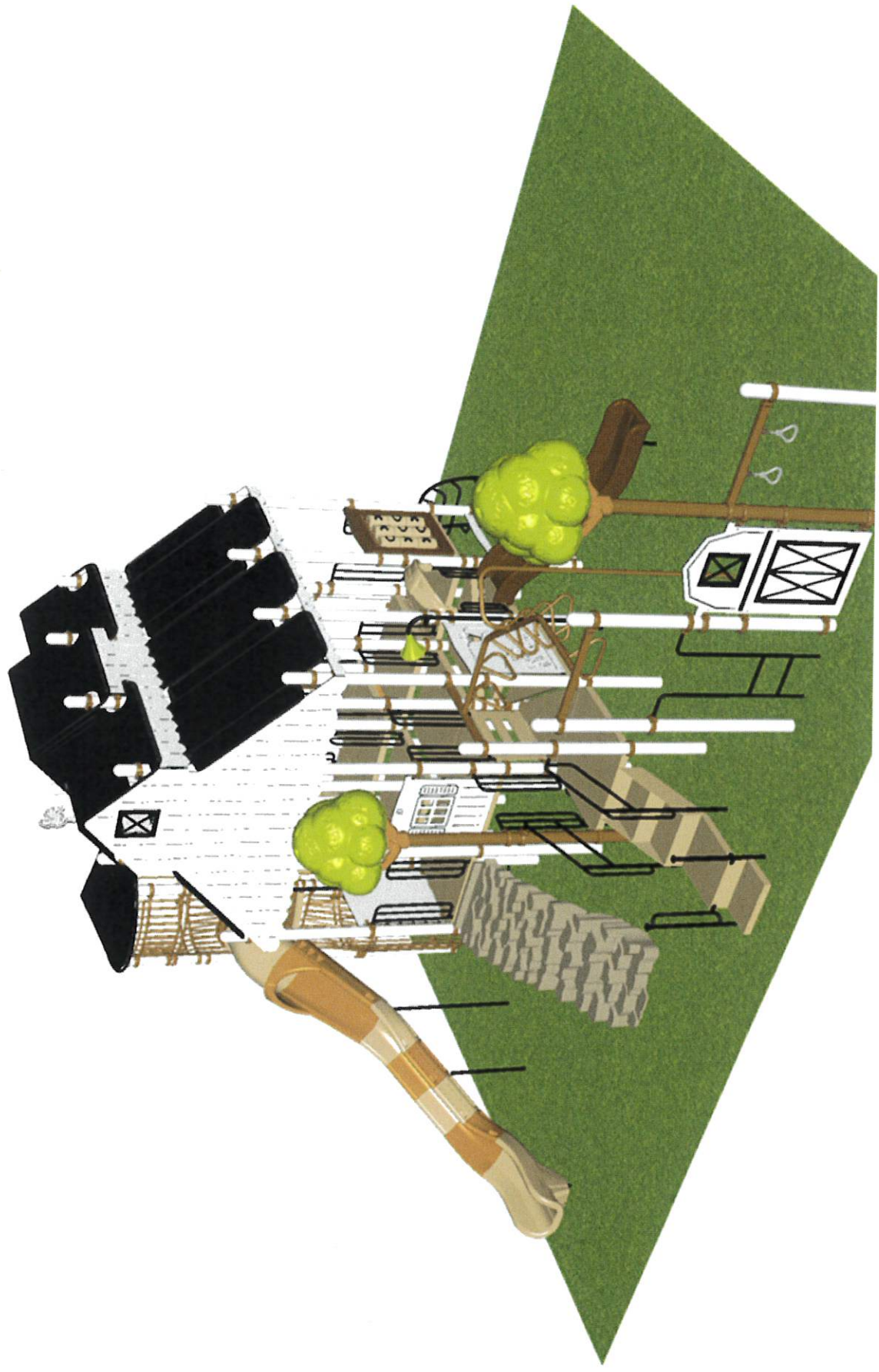


STRUCTURE # R50DD64A
PROJECT # LDR2481CE5A-3
DATE 2/12/2026

Fairfield Town Park - Opt 2
SE VIEW

FOR KIDS
AGES
5-12

R5




STRUCTURE # R50DD64A
PROJECT # LDR2481CE5A-3
DATE 2/12/2026

Fairfield Town Park - Opt 2
NE VIEW

FOR KIDS
AGES
5-12

R5

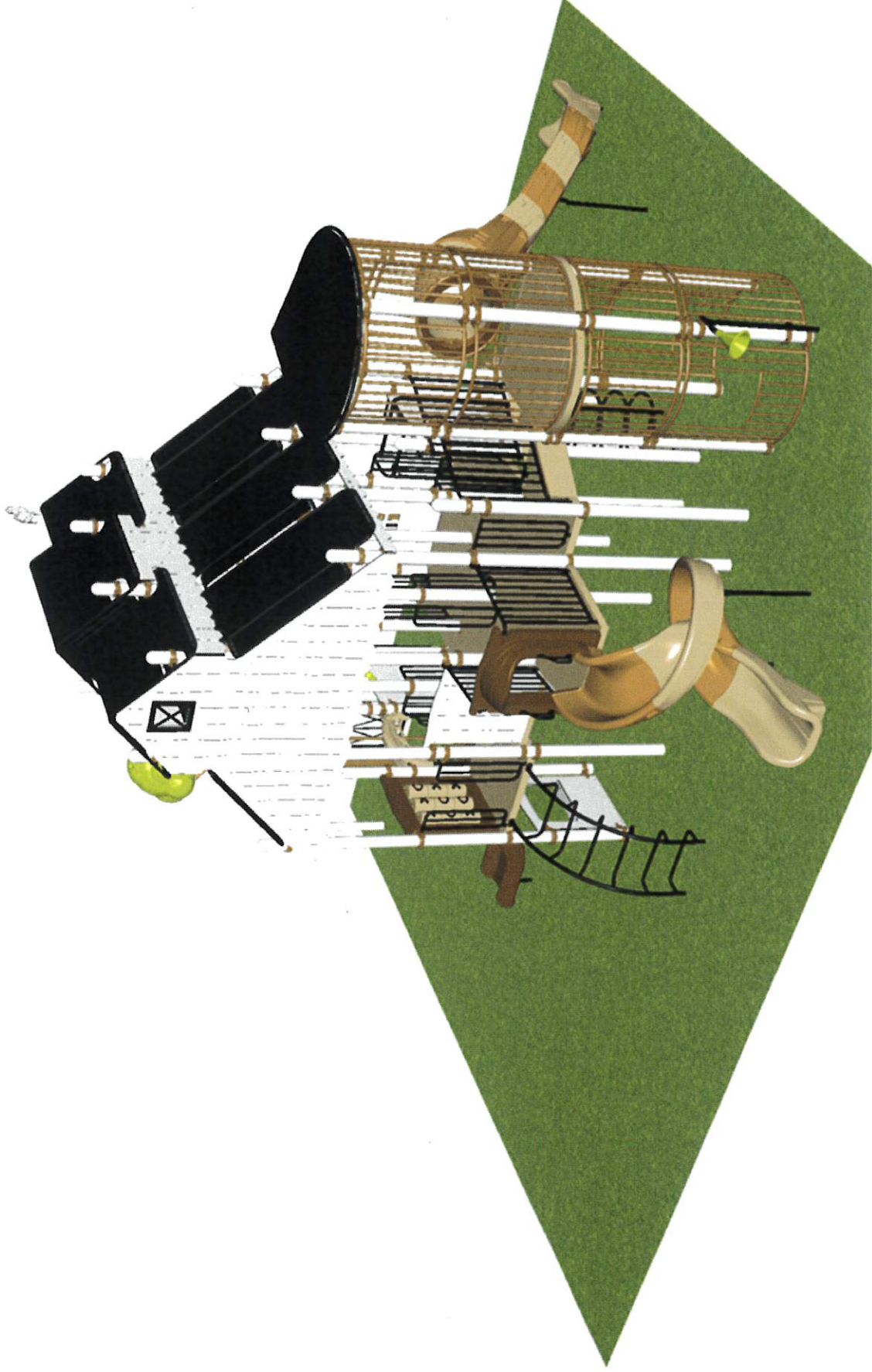


STRUCTURE # R50DDDD64A
PROJECT # LDR2481CE5A-3
DATE 2/12/2026

Fairfield Town Park - Opt 2
NW VIEW

FOR KIDS
AGES
5-12


R5



STRUCTURE # R50DDDD64A
PROJECT # LDR2481CE5A-3
DATE 2/12/2026

Fairfield Town Park - Opt 2
SW VIEW


FOR KIDS
AGES
5-12



STRUCTURE # horse
PROJECT # LDR2481CE5A-3
DATE 2/12/2026

Fairfield Town Park - Opt 2
SW VIEW

FOR KIDS
AGES
5-12



STRUCTURE # horse2
PROJECT # LDR2481CE5A-3
DATE 2/12/2026

Fairfield Town Park - Opt 2

Project # LDR2481CE5A-3

Date 2/12/2026

Item / Part Number	Description	Qty
[R50DDD64A]		
HS-1004-R	Collars	196
GF-7002	Dome Cap, R5	22
S-1009-R5-09ft	Post, 09ft R5	1
S-1012-R5-12ft	Post, 12ft R5	3
S-1014-R5-14ft	Post, 14ft R5	2
S-1016-R5-16ft	Post, 16ft R5	1
S-1017-R5-17ft	Post, 17ft R5	9
S-1018-R5-18ft	Post, 18ft R5	4
S-1022-R5-22ft	Post, 22ft R5	4
S-1023-R5-23ft	Post, 23ft R5	4
S-11011-13011-R5	Half Square Deck w Walls R5	1
S-1101-R5	Square Deck	9
S-1105-R5	Half Deck	4
S-1109-R5	Balcony Deck	2
S-1206-24R5	ADA Stairs, 24in Rise w/ Walls (Short)	1
S-1209-24-R5	Transfer Station, 36in-C	1
S-1210-36	Climber, Vertical Ladder 30-36in	1
S-1211-R	Filler, Step - 24in, R5	1
S-1219-5	Climber, Deep Rung Arch 54-60in	1
S-1224-6R	Climber, Stacked Loop 66-72in	1
S-1228-5	Climber, Bedrock 60in	1
S-1301-RHSILO	Hex Silo Steel Barrier Wall (Above Wall, Double Bar)	1
S-1303-R5	Single Slide SitDown Hood	1
S-1309-2-R5	Half Walls (Pair) R5	3
S-1309-R5	Half Walls (Single, Left)	2
S-1309-R5	Half Walls (Single, Right)	2
S-1330-R5SB	Steel Wall (Above Balcony)	1
S-1339-TL-R5	Silo Steel Wall (Curved, Tall, Ground)	1
S-1339-TS-R5	Silo Steel Store (Curved, Tall)	2
S-1339-UP-R5	Silo Steel Wall (Curved, Above Balcony)	4
S-1402-R5	End Access Ladder (2-Rung)	1
S-1411-90-R5	Traverse, Loop (90 Degree)	1
S-1616-R5	Tic-Tac-Toe Panel	1
S-1621-R17	House Panel	1
S-1642-RBP	Barn Panel	1
S-1642-RFP	Farmer Panel	1



A PlayCore Company

Bill of Materials (Continued)

Fairfield Town Park - Opt 2

Item / Part Number	Description	Qty
S-1642-RFW	Farm Wall Panel	2
S-1642-RSP	Farm Stable Panel	1
S-1704-4	Slide, Wave 48in (Single)	1
S-1706-S6L-R5	Slide, Twister Spiral 72in (L)	1
S-1709-8S-RSSL-HSILO	Hex Silo Slide, Portal 96in (R-S-S-L, Right)	1
S-18019-R5	Roof, Silo	1
S-18092-R5	Roof, Barn	1
S-1848-R5	Oak Topper	2
S-1910-48R5I	Talk Tube 42-48in (On Deck, Left)	1
S-1910-R5	Talk Tube (Post Mounted, Left)	1
S-1936-R5	Ring Pull-Up	1
horse		
A2-1320	PC 1320 Spring Horse (Trigger)	1
horse2		
A2-1387	PC 1387 Paulie Pony Spring Rider	1



LUCKYDOG RECREATION
1161 S STATE ST
CLEARFIELD, UT 84015
(800) 388-2196

Option 3 Playground Quotation

Project: Fairfield Town Park
Date: February 11, 2026

Quote Valid Through

March 13, 2026

Terms

1/2 Down, Balance on receipt

Bill To:

Town of Fairfield
121 W Main Street
Fairfield, UT 84013

Contact: Codi Butterfield
Phone: 801-766-3509
Email: cbutterfield@fairfieldtown-ut.gov

Ship To:

LDR
1161 S State St
Clearfield, UT 84015

Contact:
Phone:
Email:

Brand	Item Description	Model	Qty	Unit Price	Total Price
Playcraftt Systems	R5 Custom Play System	R501BE92A	1	\$76,729.00	\$76,729.00
	Spring Horse - Trigger w/ Spring Mounting Kit	A2-1320	1	\$1,918.67	\$1,918.67
	Paulie Pony Spring Rider w/ Spring Mounting Kit	A2-1387	1	\$1,956.67	\$1,956.67
	OMNIA CO-OP Purchase Discount		1	-\$8,060.43	-\$8,060.43
	Sub Total				\$72,543.91
	Freight		1	\$5,980.00	\$5,980.00
	Professional Installation		1	\$28,211.53	\$28,211.53
	OMNIA CO-OP Purchase Discount - Installation		1	-\$2,821.15	-\$2,821.15

Grand Total \$103,914.28

Additional Info:

See attached Terms + Conditions for additional information, which includes information about freight, storage, site prep, etc. We exercise the right to assess a late fee of 1.5% to all past payments including the required 1/2 payments.

Cade Miller
(385) 515-3539
cade@luckydrec.com

Accepted By: _____

Date: _____

Fairfield Town Park - Opt 3

TOP VIEW - 0

ADA ACCESSIBILITY GUIDELINES - ADAAG CONFORMANCE

ELEVATED	ACCESSIBLE	RAMP ACCESSIBLE	GROUND	TYPES
8	13/4	0/0	9/3	4/3
CHILD CAPACITY	92	MAX FALL HEIGHT	84	

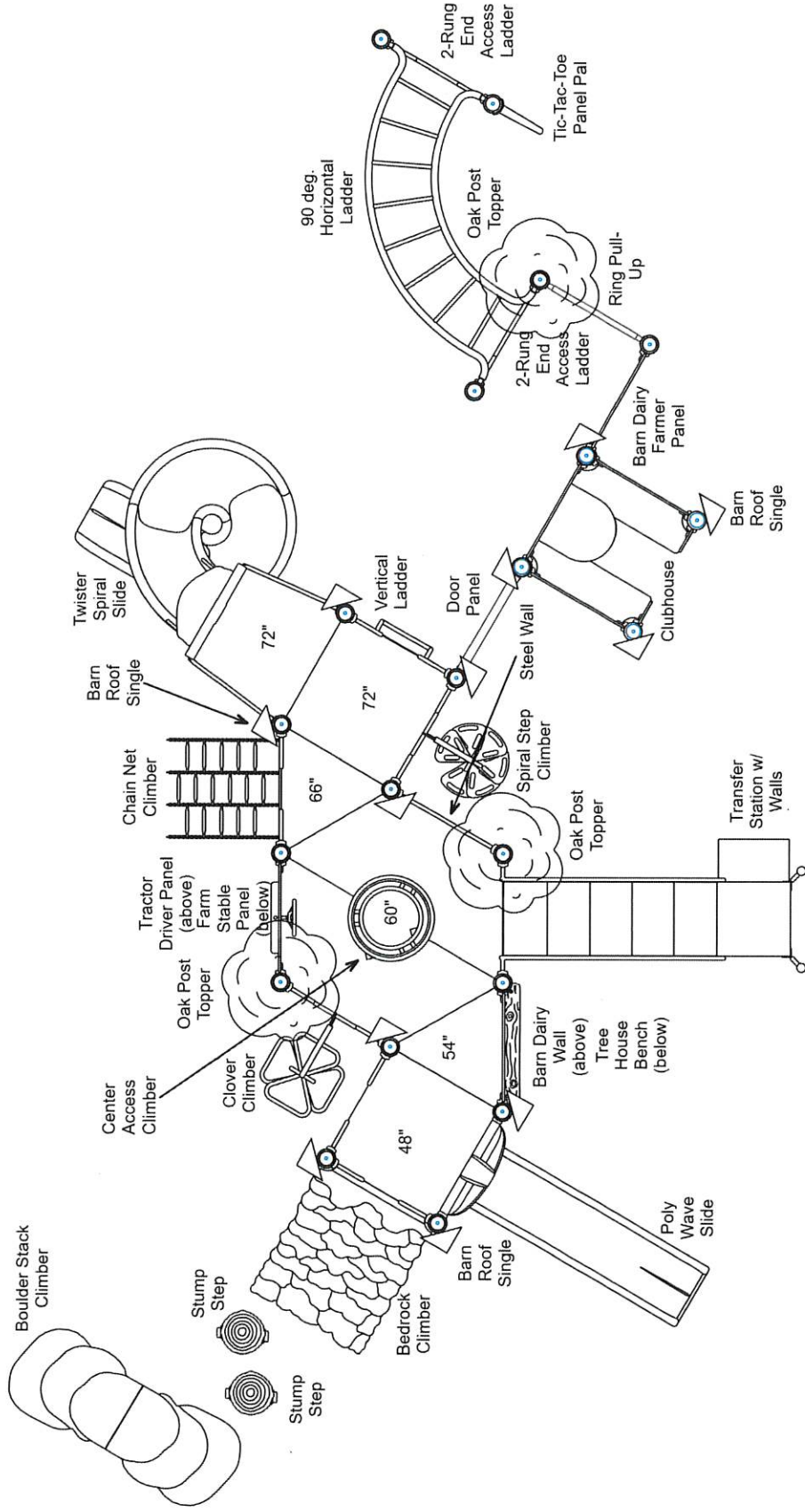
R5

FOR KIDS
AGES
5-12

GENERAL NOTES

This conceptual plan is based on information provided prior to construction. Detailed site information, including the following, should be obtained, evaluated, and utilized in the final project design. Exact site dimensions, topography, existing utilities, soil conditions and drainage solutions.

WARNING: Accessible safety surfacing material is required beneath and around this equipment that has a critical height value (Fall Height) appropriate for the highest accessible part of this equipment. Refer to the CPSC'S Handbook For Public Playground Safety, Section 4: Surfacing.



STRUCTURE # R50381B0B
PROJECT # LDR
DATE 2/12/2026

LuckyDog Recreation
MIN. USE ZONE 55' x 35' (16.656m x 10.589m)



**Fairfield Town Park - Opt 3
TOP VIEW - 0**

ADA ACCESSIBILITY GUIDELINES - ADAAG CONFORMANCE

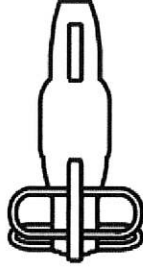
ELEVATED	ACCESSIBLE	RAMP ACCESSIBLE	GROUND	TYPES
0	0/0	0/0	1/0	1/0
CHILD CAPACITY	1	MAX FALL HEIGHT	24	

FOR KIDS
AGES
5-12

GENERAL NOTES

This conceptual plan is based on information provided prior to construction. Detailed site information, including the following, should be obtained, evaluated, and utilized in the final project design. Exact site dimensions, topography, existing utilities, soil conditions and drainage solutions.

WARNING: Accessible safety surfacing material is required beneath and around this equipment that has a critical height value (Fall Height) appropriate for the highest accessible part of this equipment. Refer to the CPSC'S Handbook For Public Playground Safety, Section 4: Surfacing.



**PC 1320
TRIGGER
SPRING
HORSE**

STRUCTURE # horse
PROJECT # LDR
DATE 2/12/2026

LuckyDog Recreation
MIN. USE ZONE 15' x 14' (4.395m x 4.033m)



**Fairfield Town Park - Opt 3
TOP VIEW - 0**

ADA ACCESSIBILITY GUIDELINES - ADAAG CONFORMANCE


ELEVATED	ACCESSIBLE	RAMP ACCESSIBLE	GROUND	TYPES
0	0/0	0/0	1/0	1/0
CHILD CAPACITY	1	MAX FALL HEIGHT	24	

FOR KIDS
AGES
5-12

GENERAL NOTES

This conceptual plan is based on information provided prior to construction. Detailed site information, including the following, should be obtained, evaluated, and utilized in the final project design. Exact site dimensions, topography, existing utilities, soil conditions and drainage solutions.

WARNING: Accessible safety surfacing material is required beneath and around this equipment that has a critical height value (Fall Height) appropriate for the highest accessible part of this equipment. Refer to the CPSC'S Handbook For Public Playground Safety, Section 4: Surfacing.



**PC 1387
PAULIE
PONY
SPRING
RIDER**

STRUCTURE # horse2
PROJECT # LDR
DATE 2/12/2026

LuckyDog Recreation
MIN. USE ZONE 13' x 15' (3.934m x 4.547m)



Fairfield Town Park - Opt 3 SITE PLAN

ADA ACCESSIBILITY GUIDELINES - ADAAG CONFORMANCE

ELEVATED	ACCESSIBLE	RAMP ACCESSIBLE	GROUND	TYPES
8	8/4	0/0	10/3	10/3

R5

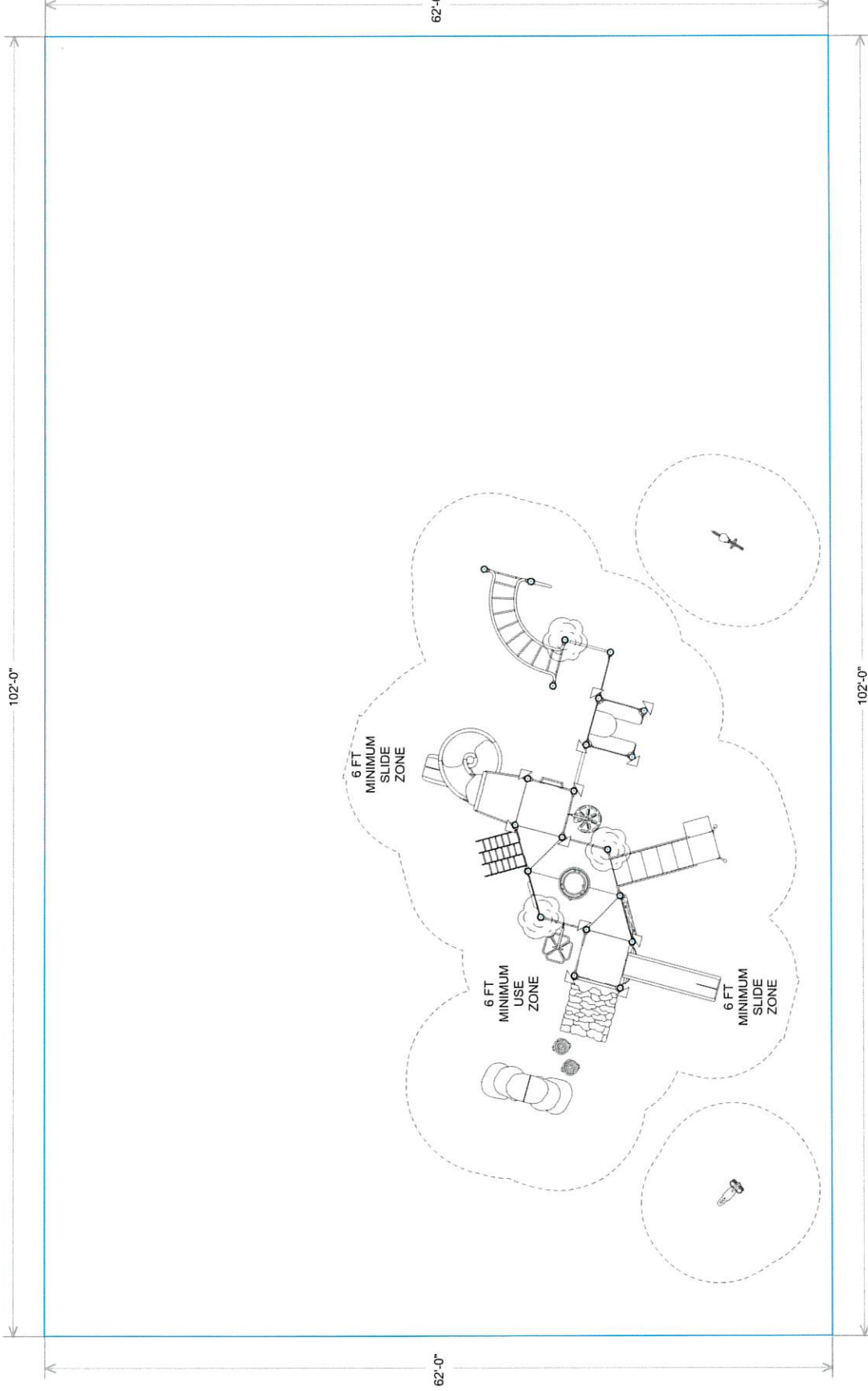
FOR KIDS
AGES
5-12

GENERAL NOTES

This Preliminary Site Plan is based on measurements that were provided in the initial planning phase. All dimensions must be verified prior to the submission of a purchase order. Playcraft Systems will not be held responsible for any discrepancies between actual dimensions and dimensions submitted in the planning phase.

The Minimum Use Zone for a play structure is based on the product design at the time of proposal. Components and structure designs may be subject to change which may affect dimensions. Therefore, before preparing the site, we strongly recommend obtaining final drawings from the factory (available after the order is placed and included in the Assembly Manual).

WARNING: Accessible safety surfacing material is required beneath and around this equipment that has a critical height value (Fall Height) appropriate for the highest accessible part of this equipment. Refer to the CPSC's Handbook For Public Playground Safety, Section 4: Surfacing.



LuckyDog Recreation
MIN. USE ZONE 65' x 38' (19.806m x 11.474m)

PROJECT # LDR
DATE 2/12/2026



Fairfield Town Park - Opt 3

SITE PLAN 3D

ADA ACCESSIBILITY GUIDELINES - ADAAG CONFORMANCE

ELEVATED	ACCESSIBLE	RAMP ACCESSIBLE	GROUND	TYPES
8	8/4	0/0	10/3	10/3

R5

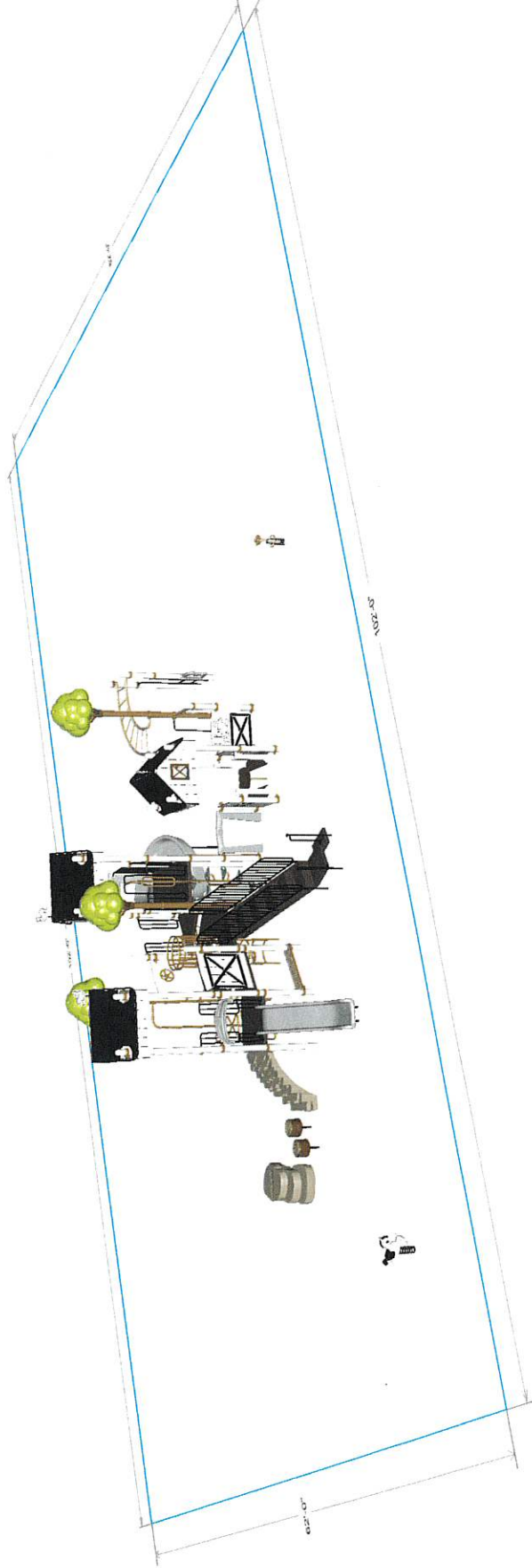
FOR KIDS
AGES
5-12

GENERAL NOTES

This Preliminary Site Plan is based on measurements that were provided in the initial planning phase. All dimensions must be verified prior to the submission of a purchase order. Playcraft Systems will not be held responsible for any discrepancies between actual dimensions and dimensions submitted in the planning phase.

The Minimum Use Zone for a play structure is based on the product design at the time of proposal. Components and structure designs may be subject to change which may affect dimensions. Therefore, before preparing the site, we strongly recommend obtaining final drawings from the factory (available after the order is placed and included in the Assembly Manual).

WARNING: Accessible safety surfacing material is required beneath and around this equipment that has a critical height value (Fall Height) appropriate for the highest accessible part of this equipment. Refer to the CPSC's Handbook For Public Playground Safety, Section 4: Surfacing.



PROJECT #
DATE

LDR
2/12/2026

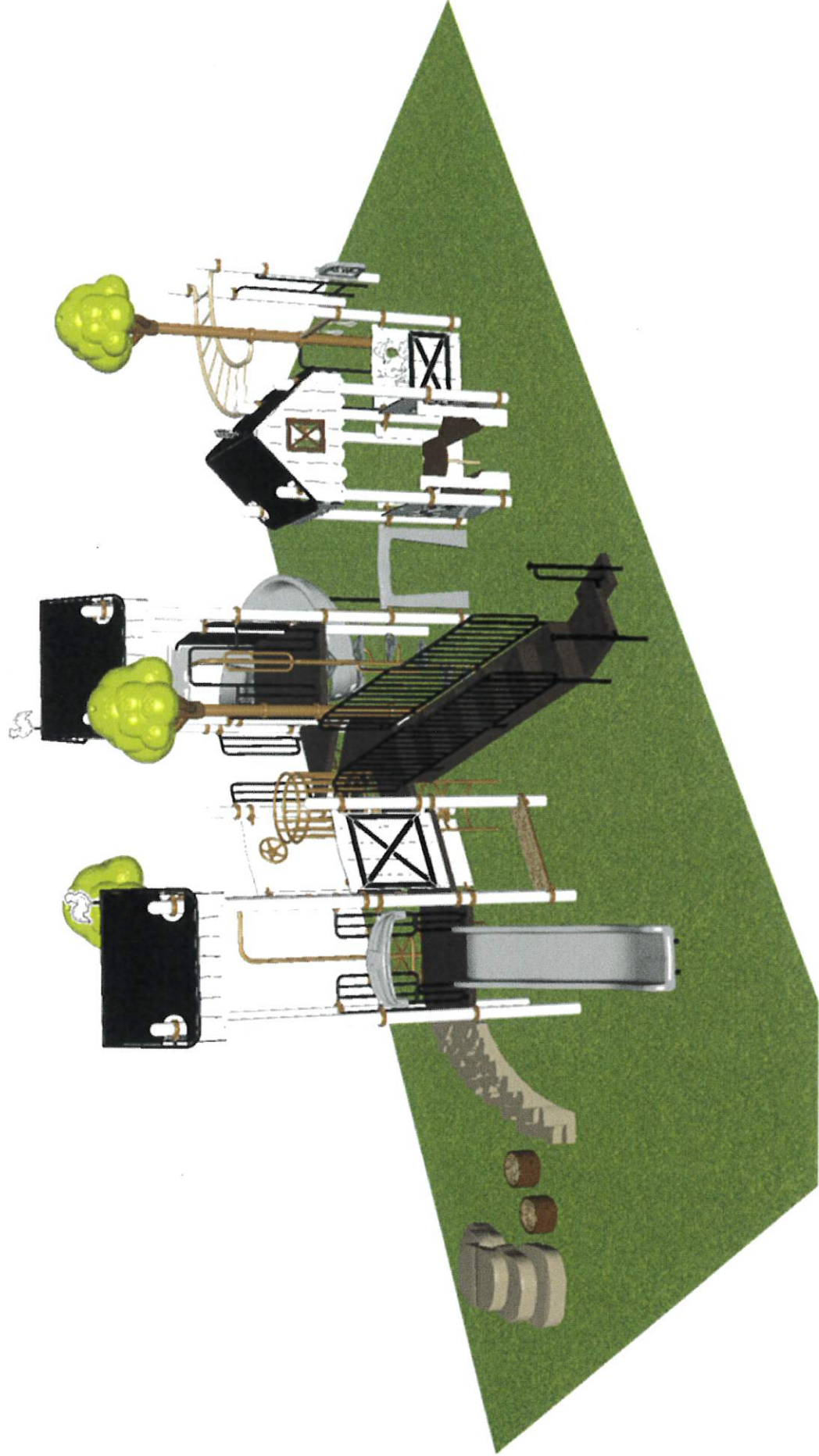
LuckyDog Recreation
MIN. USE ZONE 65' x 38' (19,806m x 11,474m)



Fairfield Town Park - Opt 3
SW VIEW

FOR KIDS
AGES
5-12

R5

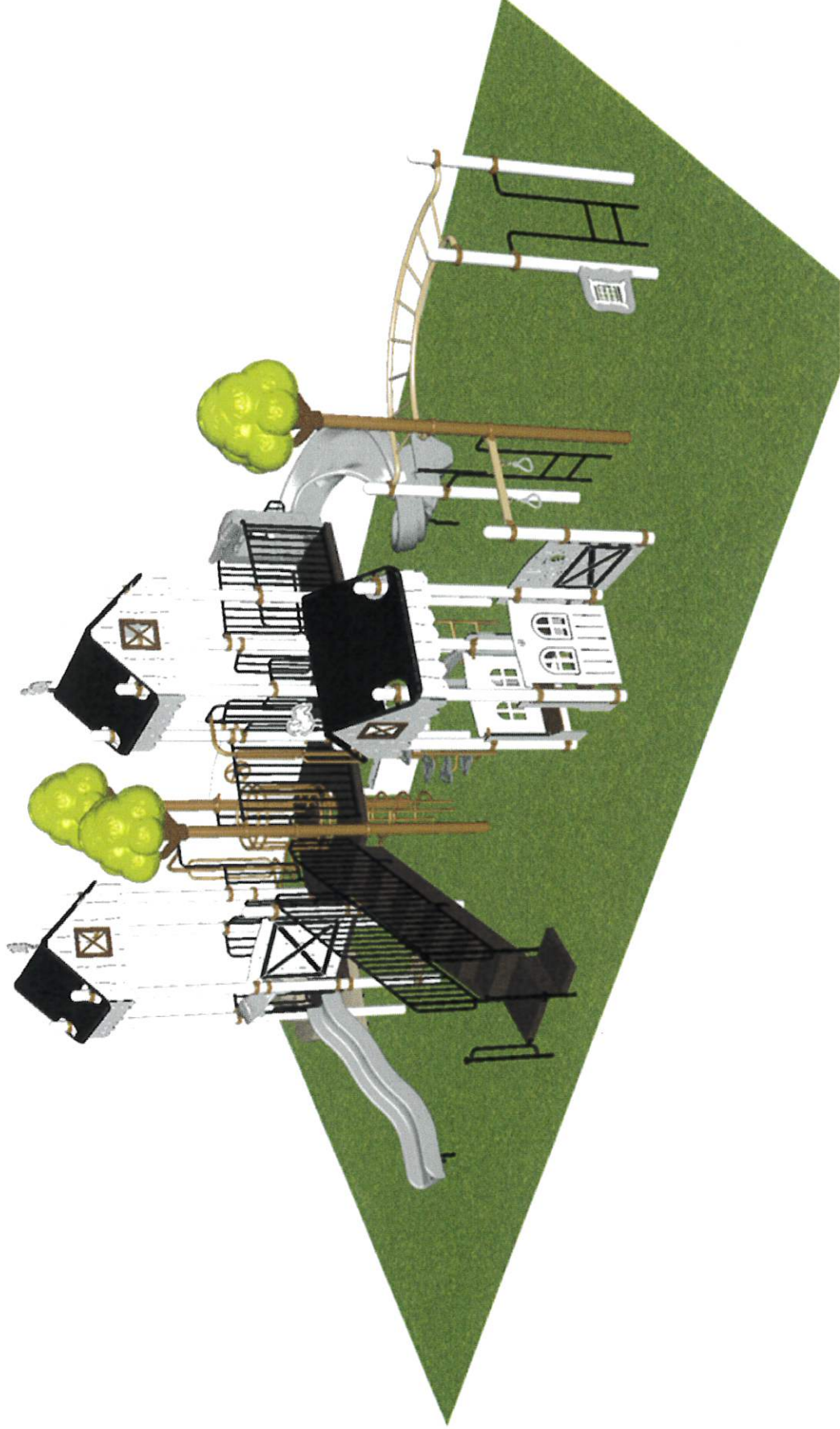


STRUCTURE # R50381B0B
PROJECT # LDR
DATE 2/12/2026

Fairfield Town Park - Opt 3
SE VIEW

FOR KIDS
AGES
5-12

R5

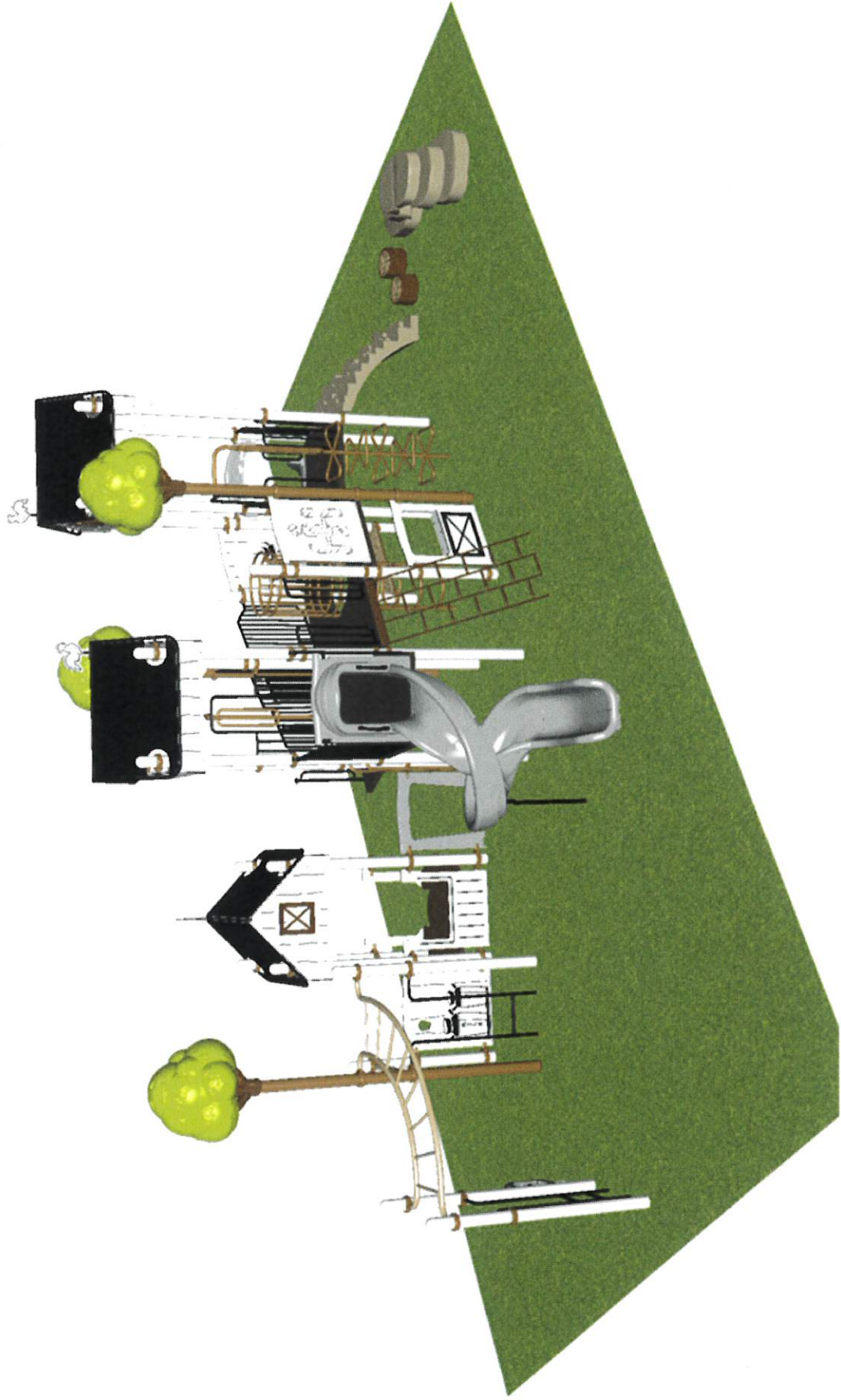


STRUCTURE # R50381B0B
PROJECT # LDR
DATE 2/12/2026

Fairfield Town Park - Opt 3
NE VIEW

FOR KIDS
AGES
5-12

R5

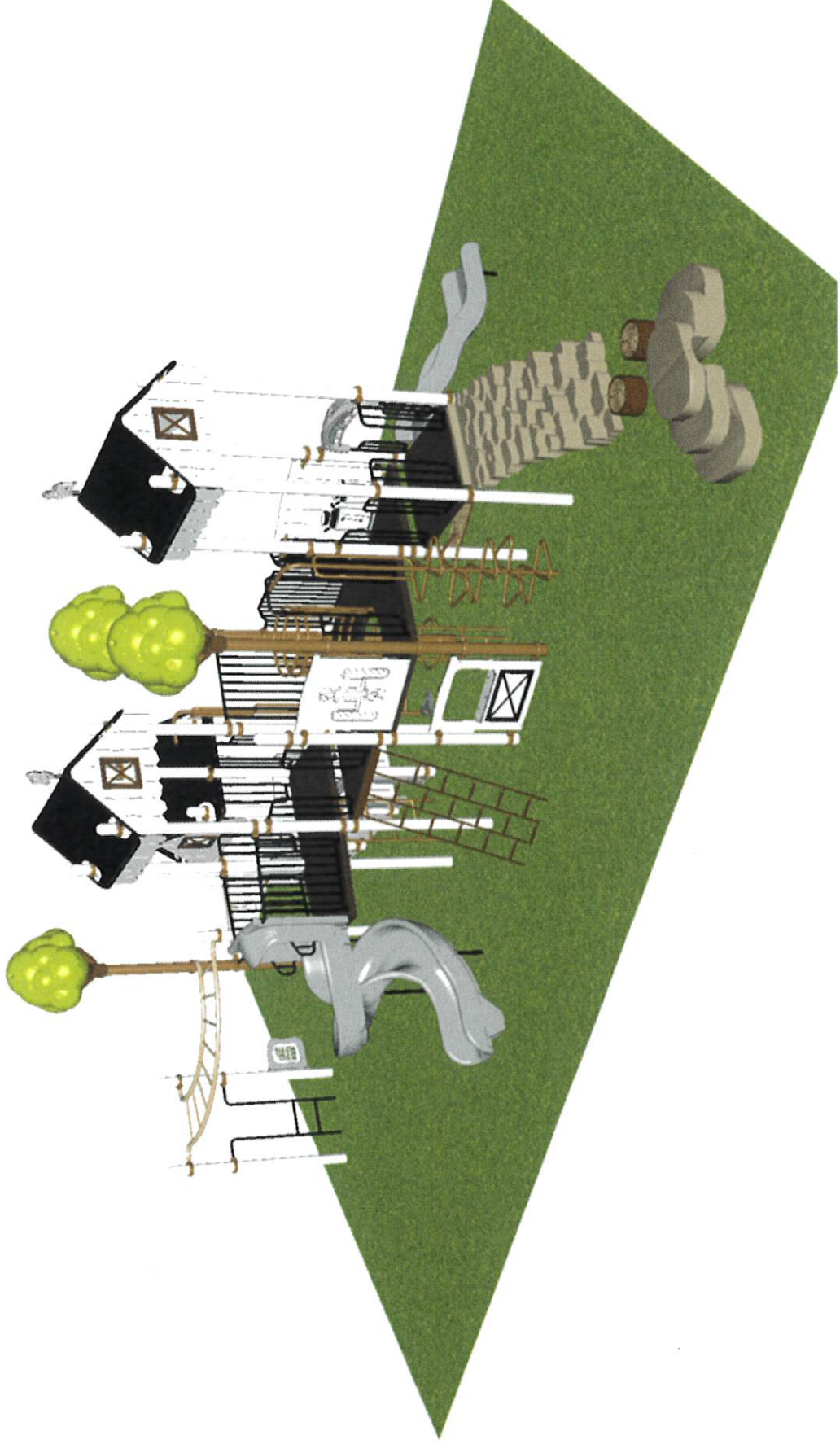


STRUCTURE # R50381B0B
PROJECT # LDR
DATE 2/12/2026

**Fairfield Town Park - Opt 3
NW VIEW**

FOR KIDS
AGES
5-12


R5



STRUCTURE # R50381B0B
PROJECT # LDR
DATE 2/12/2026

**Fairfield Town Park - Opt 3
SW VIEW**


FOR KIDS
AGES
5-12



STRUCTURE # horse
PROJECT # LDR
DATE 2/12/2026

Fairfield Town Park - Opt 3
SW VIEW

FOR KIDS
AGES
5-12



STRUCTURE # horse2
PROJECT # LDR
DATE 2/12/2026

Fairfield Town Park - Opt 3

Project # LDR

Date 2/12/2026

Item / Part Number	Description	Qty
[R50381B0B]		
HS-1004-R	Collars	102
A2-2272-20	Boulder Stack Climber 20in	1
GF-7002	Dome Cap, R5	18
S-1009-R5-09ft	Post, 09ft R5	1
S-1011-R5-11ft	Post, 11ft R5	3
S-1012-R5-12ft	Post, 12ft R5	5
S-1013-R5-13ft	Post, 13ft R5	1
S-1018-R5-18ft	Post, 18ft R5	9
S-1019-R5-19ft	Post, 19ft R5	2
S-1101-R5	Square Deck	2
S-1102-R5	Tri-Deck	2
S-1209-48-R5	Transfer Station, 60in-R (W)	1
S-1210-72	Climber, Vertical Ladder 66-72in	1
S-1221-6	Climber, Chain Net 66-72in	1
S-1228-4	Climber, Bedrock 48in	1
S-1230-5R	Climber, Clover 54-60in	1
S-1234-6R	Climber, Spiral Step 66-72in	1
S-12891-5-HEX	Center Access Hex Deck (60in)	1
S-1301-60R5	Wall, Steel 55in (60in gap)	1
S-1303-R5	Single Slide SitDown Hood	1
S-1309-2-R5	Half Walls (Pair) R5	4
S-1310-R5	Transition Wall	2
S-1402-R5	End Access Ladder (2-Rung)	2
S-1429-R5	Traverse, Horizontal Ladder (90 deg)	1
S-1639-R5	Clubhouse (Left)	1
S-1642-DFM-GR5	Barn Dairy Farmer Panel	1
S-1642-DWL-R5	Barn Dairy Wall Panel	1
S-1642-RSP	Farm Stable Panel	1
S-1642-RTP	Tractor Driver Panel	1
S-1654-R5	Door Panel	1
S-1664-R5	Panel Pal, Tic-Tac-Toe	1
S-1704-4	Slide, Wave 48in (Single)	1
S-1706-S6R-R5	Slide, Twister Spiral 72in (R)	1
S-18092-1R5	Roof, Barn Single	3
S-1848-R5	Oak Topper	3
S-1936-R5	Ring Pull-Up	1



A PlayCore Company

**Bill of Materials
(Continued)**

Fairfield Town Park - Opt 3

Item / Part Number	Description	Qty
S-1960-TH-R5	Tree House Bench	1
S-1961	Stump Step 12-18in	2
horse		
A2-1320	PC 1320 Spring Horse (Trigger)	1
horse2		
A2-1387	PC 1387 Paulie Pony Spring Rider	1



Big T Recreation
 11618 S. State St #1602
 Draper, UT 84020
 801-572-0782
 taft@bigtrec.com

QUOTE

Date	Quote #
02/21/2024	17754
Exp. Date	
	05/31/2024

Shipping Address
Fairfield Town 103 East Main Street Fairfield, Utah

PRODUCT	DESCRIPTION	QTY	RATE	AMOUNT
	Fairfield Town - Option 2			
	PLAYGROUND			
Playground Structure	Playworld Design 350-2308 With 2 bays (4 Seats) swings Estimated pit size of 65x35	1	31,950.00	31,950.00
Freight	Freight	1	5,520.00	5,520.00
Services	Installation	1	13,000.00	13,000.00
Surfacing	Engineered Wood Fiber 100 CY	1	4,125.00	4,125.00
	Does not include site prep, such as excavation of play area and concrete curbing			
	PAVILION			
Pavilion	SQ16M 16x16 Pavilion 43lb snow load	1	9,270.00	9,270.00
Freight	Freight	1	4,215.00	4,215.00
Services	Installation - including concrete footings *Does not include finished concrete pad*	1	12,785.00	12,785.00
	SITE AMENITIES			
Independent	Drinking Fountain with Adult and Child Fountain	2	3,154.00	6,308.00
Independent	6' Bench with Back Plastisol Coated	2	708.00	1,416.00
Independent	32 Gallon Trash Receptacle Plastisol Coated	2	752.00	1,504.00
Independent	8' Picnic Table Plastisol Coated	4	1,333.00	5,332.00
Independent	Bicycle Rack	1	627.00	627.00

Independent	Hitching Post - 27" length	1	216.00	216.00
Freight	Freight	1	3,890.00	3,890.00
	Installation of site amenities not included			
			SUBTOTAL	
			TAX	
			TOTAL	\$100,158.00

Accepted By

Accepted Date

Acceptance of this quote agrees to the terms and conditions set by Big T Recreation. Please contact us with any questions or concerns P: 801.572.0782, F: 801.216.3077 or E: taft @bigTrec.com or merit@bigTrec.com.

We thank you for your business.

350-2308

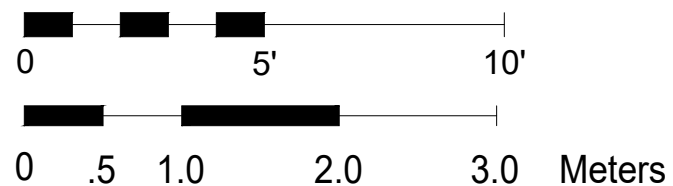
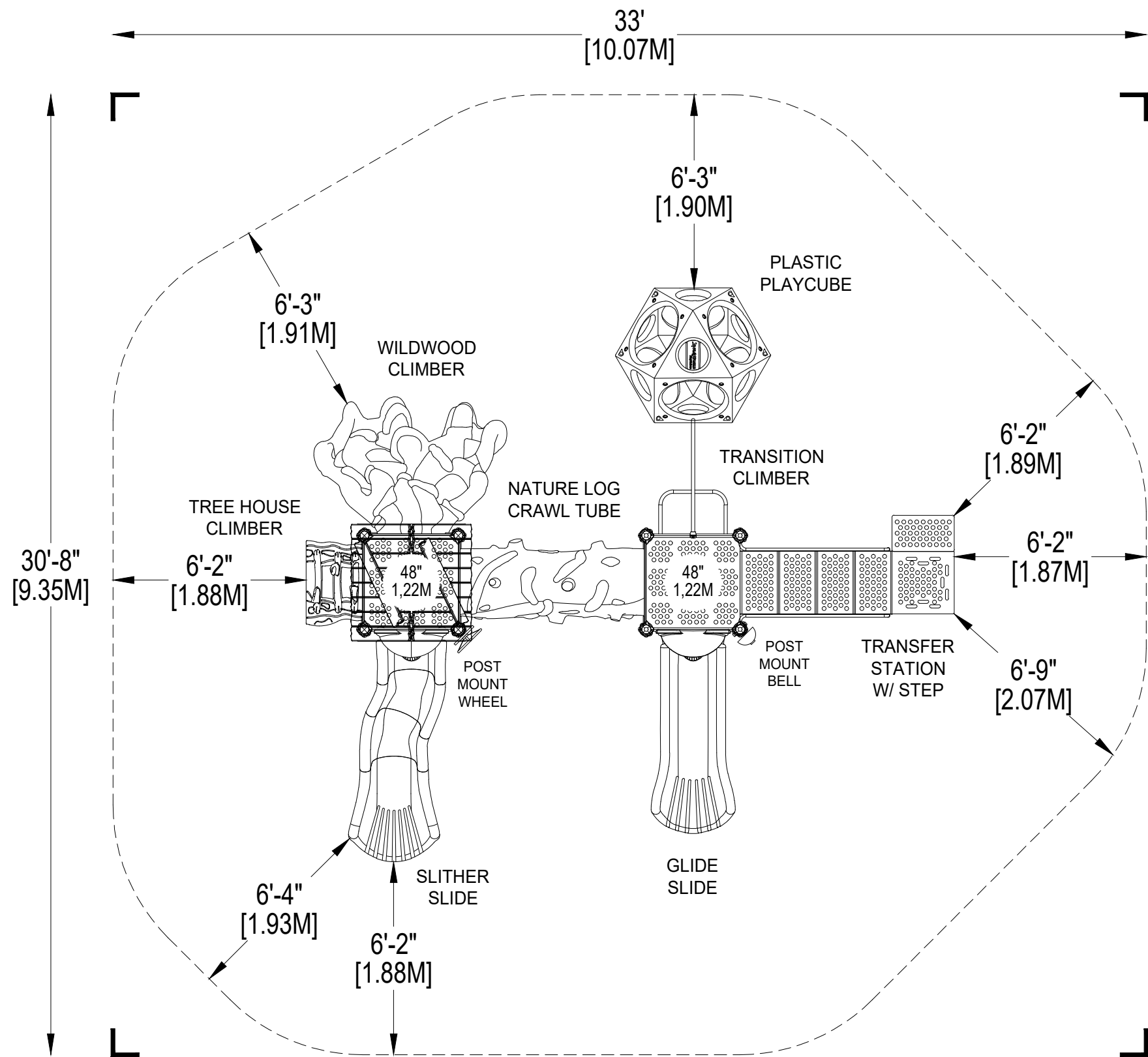
Equipment Manufacturer



350-2308

Equipment Manufacturer





*PLAYGROUND SUPERVISION REQUIRED



PLAYWORLD SYSTEMS, INC.

1000 Buffalo Road
Lewisburg, PA
17837-9795 USA

EQUIPMENT SIZE:

20'8" x 18'4" x 12'1"

6,3M x 5,59M x 6,43M

USE ZONE:

33'0" x 30'8"

10,07M x 9,35M

AREA:

835 SqFt.

77,57 SqM.

PERIMETER:

104'4"

31,8M

FALL HEIGHT:

4'1"

1,24M

USER CAPACITY:

33

AGE GROUP:

5-12

ADA SCHEDULE	Total Elevated Play Activities: 6		
	Total Ground-Level Play Activities: 2		
	Accessible Elevated Activities	Accessible Ground-Level Activities	Accessible Ground-Level Play Types
Required	3	2	2
Provided	6	2	2

ASTM F1487-21

CPSC #325



PROJECT NO:

350-2308A

SCALE:

1/4"=1'-0"

DRAWN BY:

M. MERTZ

Paper Size

B

DATE:

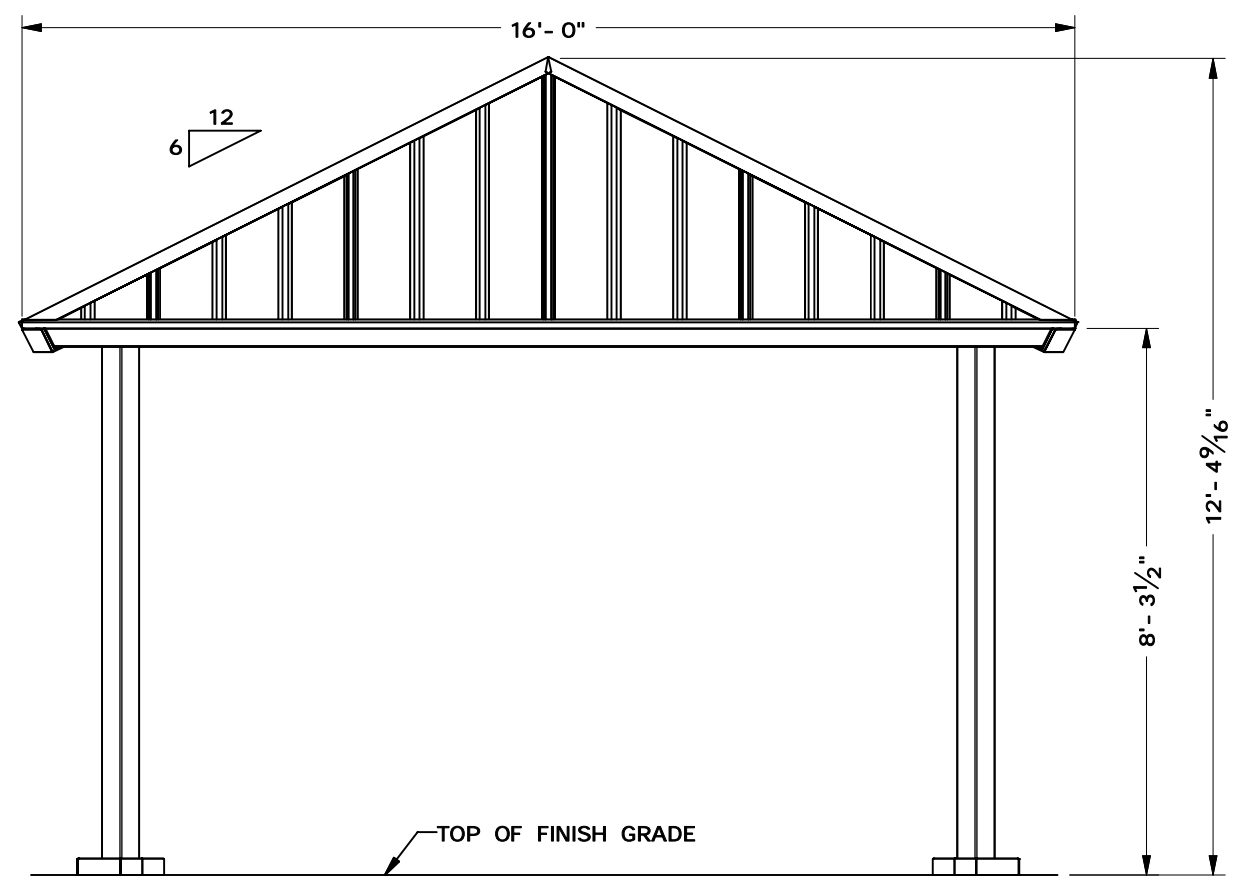
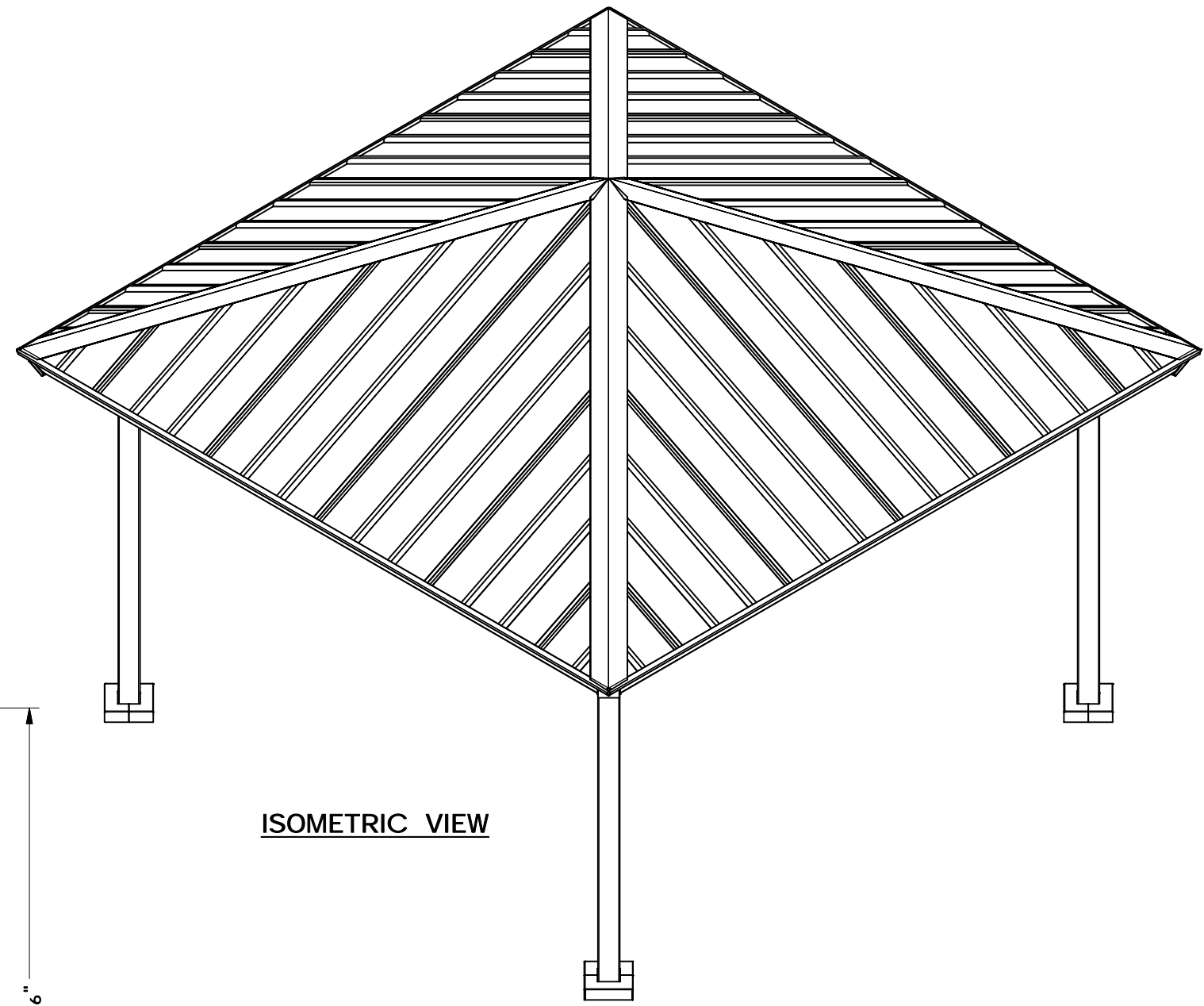
16-OCT-23

350-2308

CATALOG PRE-DESIGN



ELEVATION



DRAWN BY:

JMD

DATE:

8/11/2023

JOB NO.:

8112

REVISION:

A

BUILDING TYPE:

SQ16M- P6- 43


PROJECT NAME:

GREEN RIVER STATE
 PARK

GREEN RIVER, UT
 84525

SHEET

2.0



THIS SEAL PERTAINS ONLY TO THE MATERIALS AND INFORMATION SHOWN ON THESE DRAWINGS. THIS SEAL DOES NOT SERVE AS - OR REPRESENT - THE PROJECT ENGINEER OF RECORD AND SHALL NOT BE CONSTRUED AS SUCH.

ANCHOR BOLT LAYOUT

DRAWN BY:

JMD

DATE:

8/11/2023

JOB NO.:

8112

REVISION:

A

BUILDING TYPE:

SQ16M- P6- 43

PROJECT NAME:

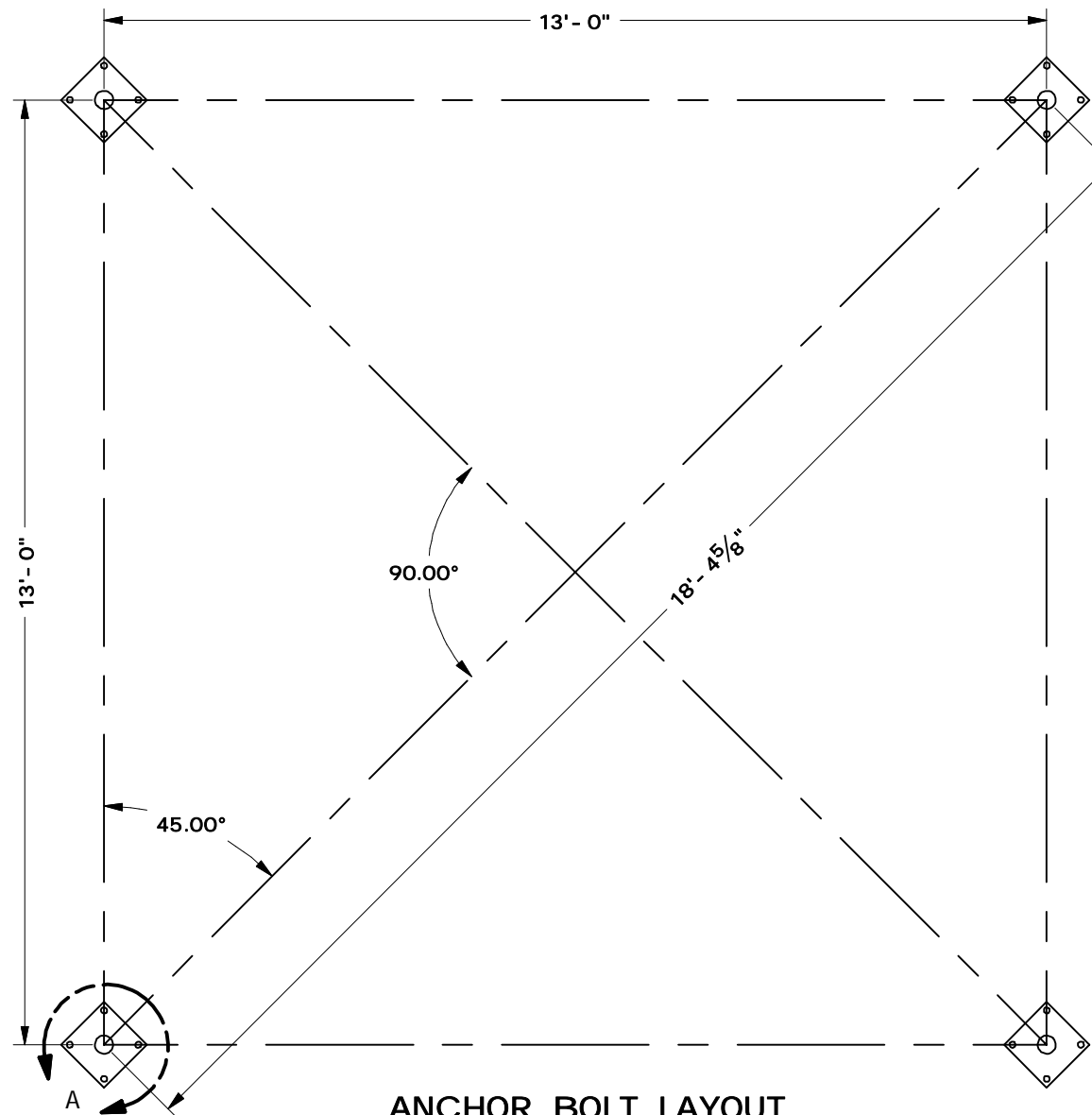
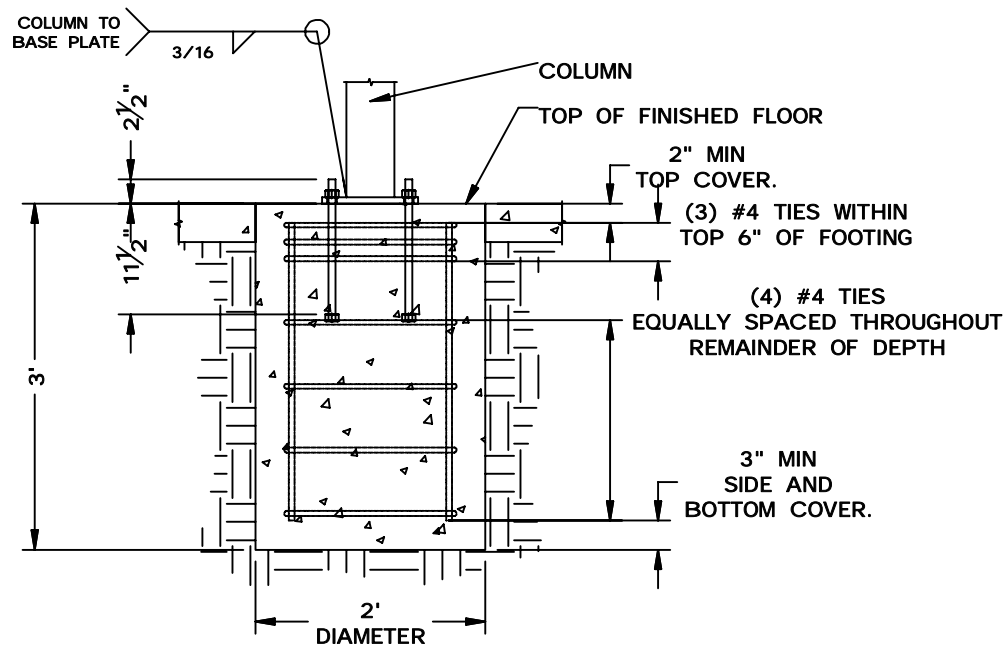
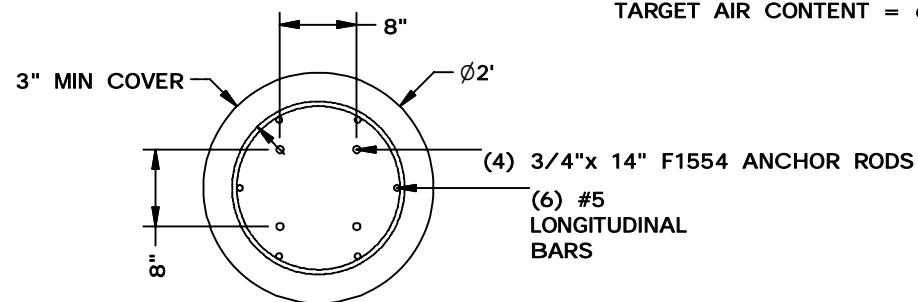
GREEN RIVER STATE
PARK

GREEN RIVER, UT
84525

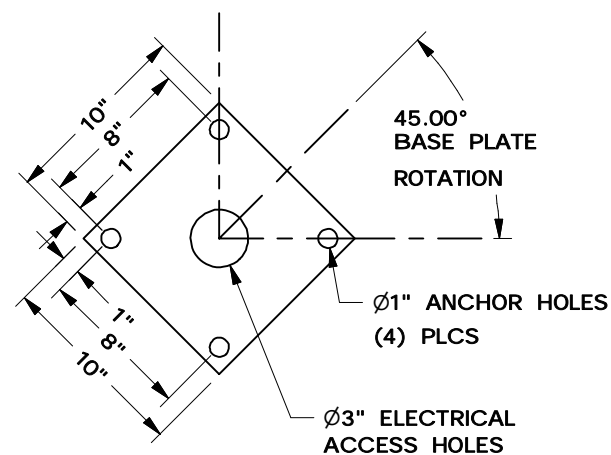
SHEET

3.0

CONCRETE STRENGTH $F'_c = 4500$ PSI
REBAR GRADE $F_y = 60$ KSI
SLAB IS REQUIRED. IF NO SLAB IS TO BE
INSTALLED, CONTACT THE ICON ENGINEERING
DEPARTMENT.
MAXIMUM W/CM RATIO = 0.45
TARGET AIR CONTENT = 6%



ANCHOR BOLT LAYOUT



DETAIL A
BASE PLATE MATERIAL
5/8" THICK GR50



THIS SEAL PERTAINS ONLY TO THE MATERIALS AND INFORMATION SHOWN ON THESE DRAWINGS. THIS SEAL DOES NOT SERVE AS - OR REPRESENT - THE PROJECT ENGINEER OF RECORD AND SHALL NOT BE CONSTRUED AS SUCH.

ITEM	QTY	PART NUMBER	DESCRIPTION	MATERIAL	LENGTH	UNIT WEIGHT
1	4		COLUMN	HSS5X5X0.125		73 lbmass
2	4		RAFTER	HSS5X5X0.125		99 lbmass
3	1		CONNECTOR	HSS5X5X0.5		13 lbmass
4	4		PURLIN 1	HSS4X4X0.125		45 lbmass
5	4		PURLIN 2	HSS4X4X0.125		98 lbmass

ICON
Shelter Systems Inc
 DISTINCTIVE STEEL SHELTERS
 WWW.ICONSHELTERS.COM
 COPYRIGHT 2004, ICON SHELTER
 SYSTEMS, INC.

1455 LINCOLN AVE.
 HOLLAND MI, 49423
 616.396.0919
 800.748.0985
 616.396.0944 FX

FRAME LAYOUT

DRAWN BY:

JMD

DATE:

8/11/2023

JOB NO.:

8112

REVISION:

A

BUILDING TYPE:

SQ16M- P6- 43


PROJECT NAME:

GREEN RIVER STATE
 PARK

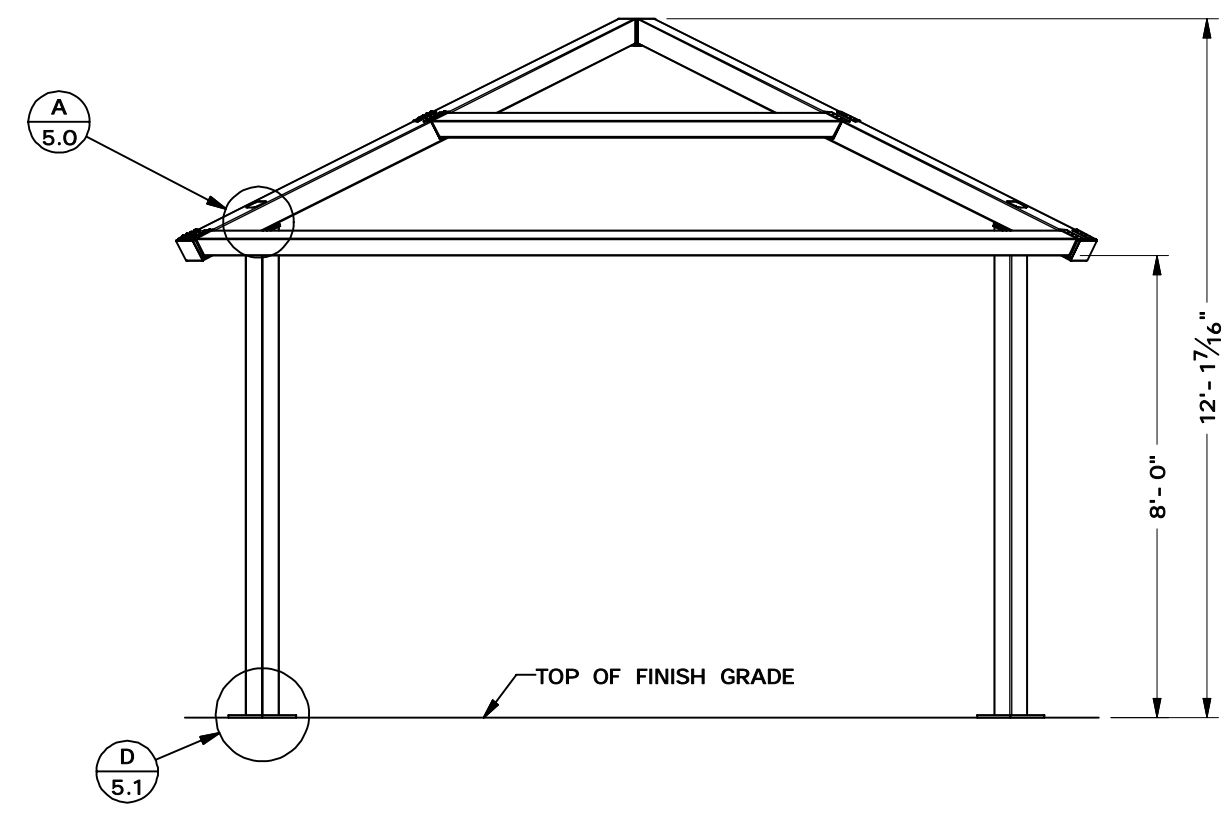
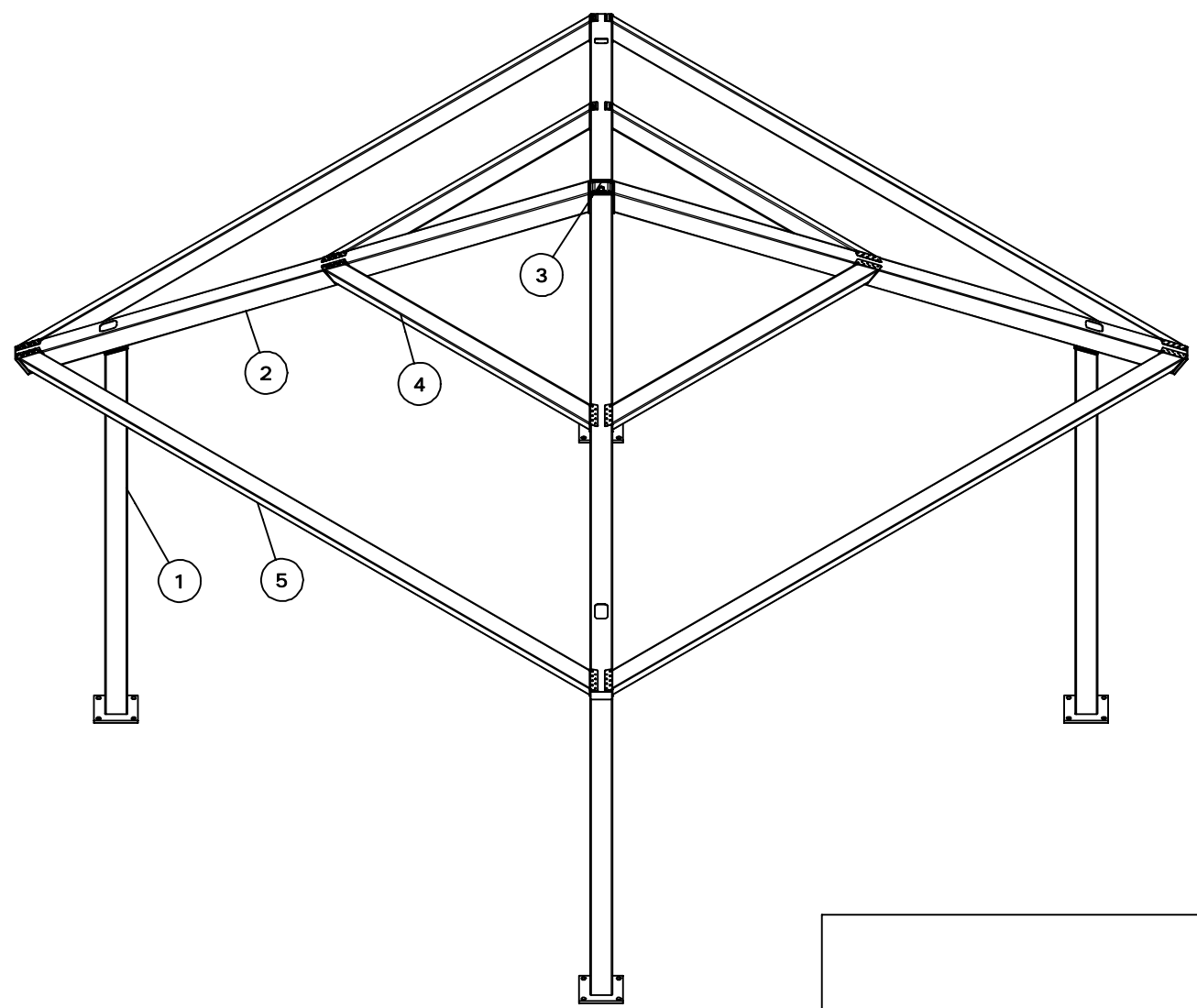
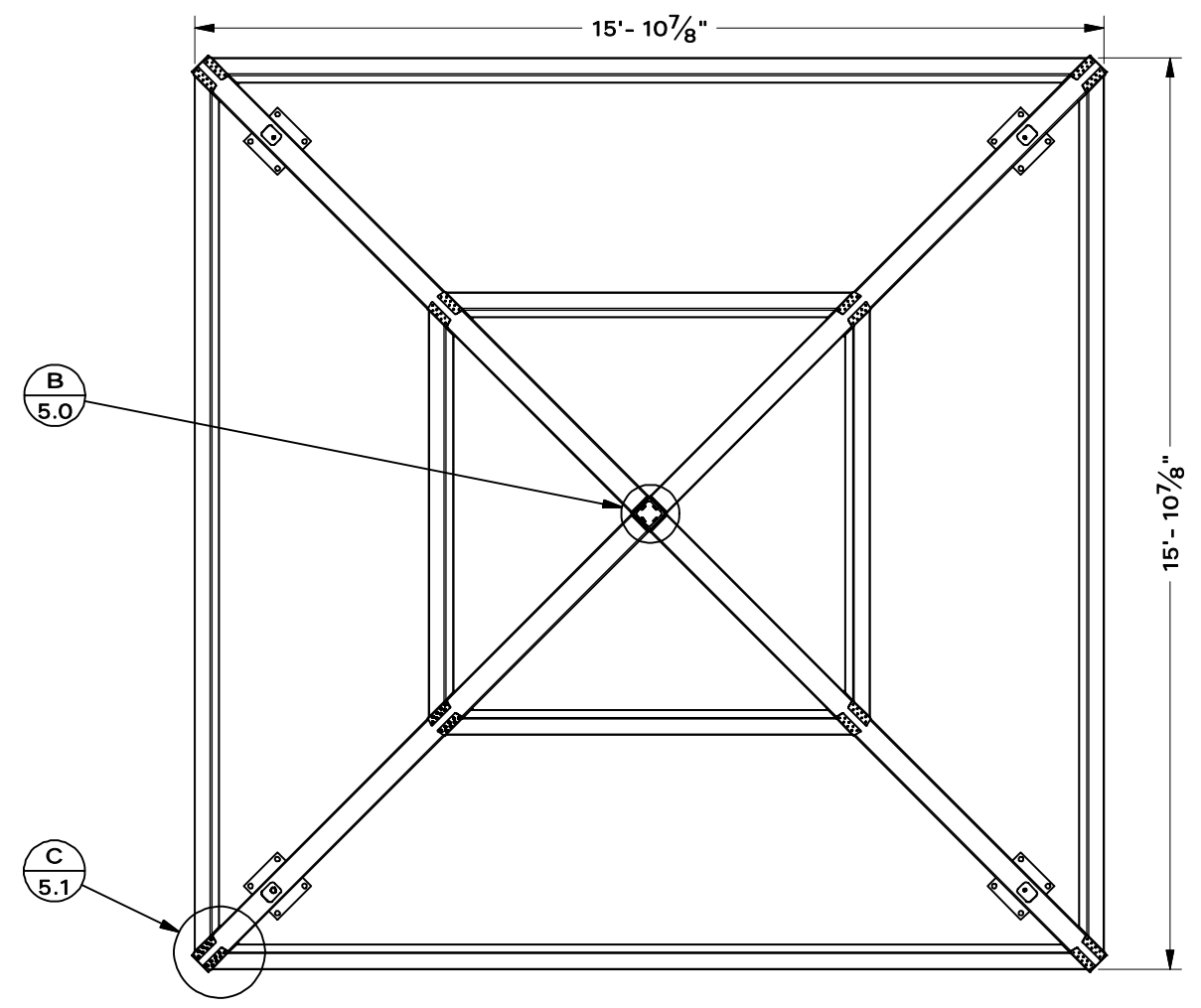
GREEN RIVER, UT
 84525

SHEET

4.0



THIS SEAL PERTAINS ONLY TO THE MATERIALS AND INFORMATION SHOWN ON THESE DRAWINGS. THIS SEAL DOES NOT SERVE AS - OR REPRESENT - THE PROJECT ENGINEER OF RECORD AND SHALL NOT BE CONSTRUED AS SUCH.



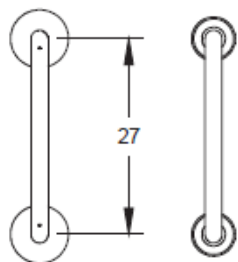






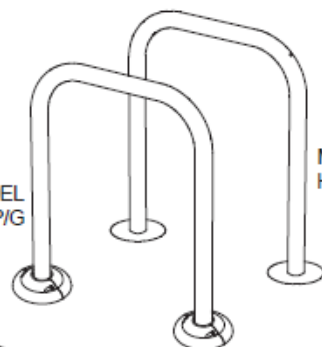






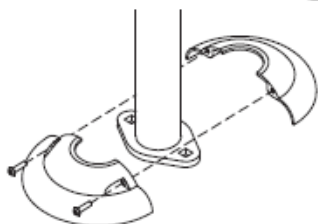
MODEL
HRP/G

MODEL
HRE/G

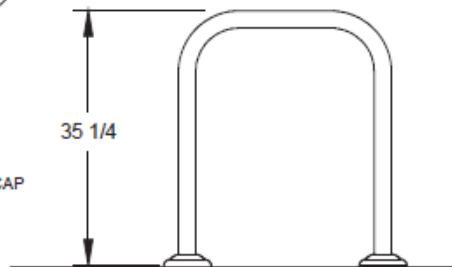


MODEL
HRP/G
SURFACE
MOUNT

MODEL CC-1
SURFACE INSTALLATION
TWO-PART ALUMINUM COVER CAP



35 1/4



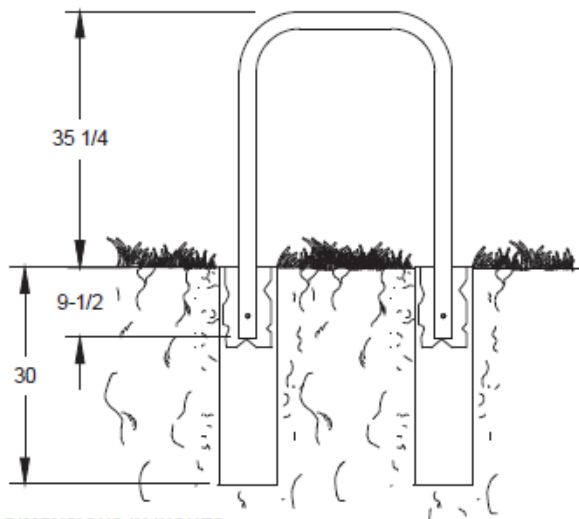
4
CENTER TO CENTER
OF MOUNTING HOLES ON FLANGE

MODEL
HRE/G
EMBEDDED
MOUNT

8" DIA.
MINIMUM

NOTE:
LOCAL SOIL
CONDITIONS
MAY REQUIRE
A LARGER
FOOTING
(CHECK LOCAL
CODES)

35 1/4



ALL DIMENSIONS IN INCHES

RJ Thomas
Mfg. Co., Inc.
P.O. Box 946
Cherokee, IA 51012

TITLE MODEL HRE EMBEDDED MOUNT AND MODEL HRP SURFACE
MOUNT HITCHIN' POST BIKE RACKS

DRAWN BY WWM

DATE 12-02-15

DWG. NO. AI-1772



Big T Recreation
 11618 S. State St #1602
 Draper, UT 84020
 801-572-0782
 taft@bigtrec.com

QUOTE

Date	Quote #
02/21/2024	17753
Exp. Date	
	05/31/2024

Shipping Address
Fairfield Town 103 East Main Street Fairfield, Utah

PRODUCT	DESCRIPTION	QTY	RATE	AMOUNT
	Fairfield Town - Option 1			
	PLAYGROUND			
Playground Structure	Boondocks Playground 350-1704 With 2 bays (4 Seats) swings Estimated pit size of 76x40	1	80,360.00	80,360.00
Freight	Freight	1	5,520.00	5,520.00
Services	Installation	1	24,000.00	24,000.00
Surfacing	Engineered Wood Fiber 150 CY	1	4,775.00	4,775.00
	Does not include site prep, such as excavation of play area and concrete curbing			
	PAVILION			
Pavilion	RH24x44M 24x44 Pavilion 43lb snow load	1	26,255.00	26,255.00
Freight	Freight	1	4,975.00	4,975.00
Services	Installation - including concrete footings *Does not include finished concrete pad*	1	26,784.00	26,784.00
	SITE AMENITIES			
Independent	Drinking Fountain with Adult and Child Fountain	2	3,154.00	6,308.00
Independent	6' Bench with Back Plastisol Coated	4	708.00	2,832.00
Independent	32 Gallon Trash Receptacle Plastisol Coated	4	752.00	3,008.00
Independent	8' Picnic Table Plastisol Coated	8	1,333.00	10,664.00
Independent	Bicycle Rack	1	627.00	627.00

Independent	Hitching Post - 27" length	1	216.00	216.00
Freight	Freight	1	3,890.00	3,890.00
	Installation of site amenities not included			
			SUBTOTAL	
			TAX	
			TOTAL	\$200,214.00

Accepted By

Accepted Date

Acceptance of this quote agrees to the terms and conditions set by Big T Recreation. Please contact us with any questions or concerns P: 801.572.0782, F: 801.216.3077 or E: taft @bigTrec.com or merit@bigTrec.com.

We thank you for your business.

Boondock's

Equipment Manufacturer



350-1704



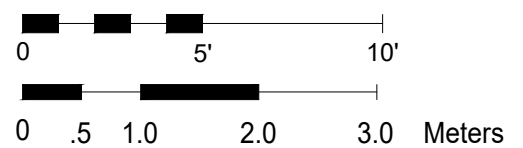
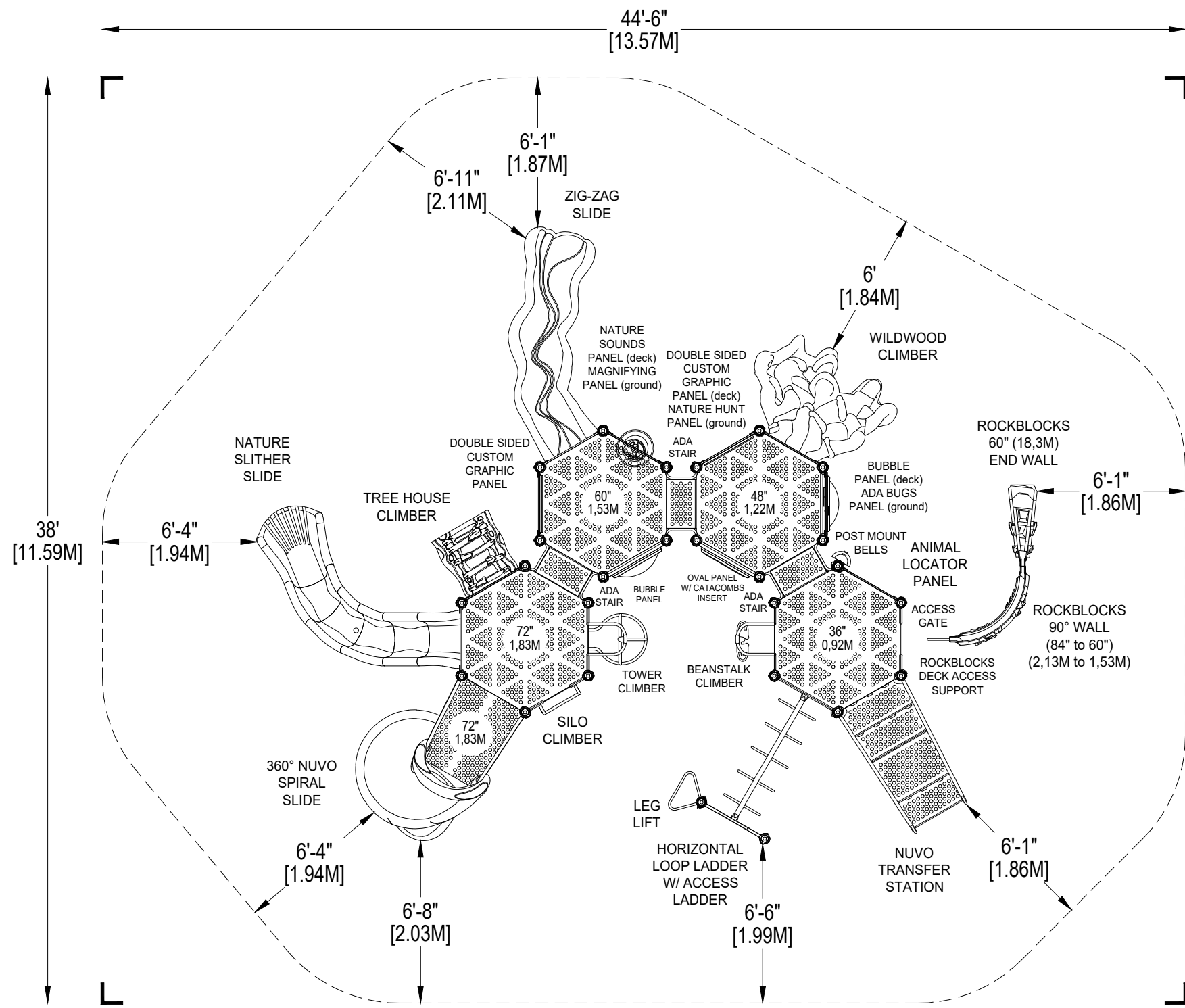
Boondock's

Equipment Manufacturer



350-1704





*PLAYGROUND SUPERVISION REQUIRED



PLAYWORLD SYSTEMS, INC.
 1000 Buffalo Road
 Lewisburg, PA
 17837-9795 USA

EQUIPMENT SIZE:
32'0" x 25'6" 11'4"
 9,75M x 7,77M x 3,45M

USE ZONE:
44'6" x 38'0"
 13,57M x 11,59M

AREA: **1,344 SqFt.** PERIMETER: **134 Ft.**
 124,86 SqM. 40,84M

FALL HEIGHT:
8 Ft.
 2,44M

USER CAPACITY: **71** AGE GROUP: **5-12**

ADA SCHEDULE	Total Elevated Play Activities: 15		
	Total Ground-Level Play Activities: 6		
	Accessible Elevated Activities	Accessible Ground-Level Activities	Accessible Ground-Level Play Types
Required	8	5	3
Provided	15	6	5

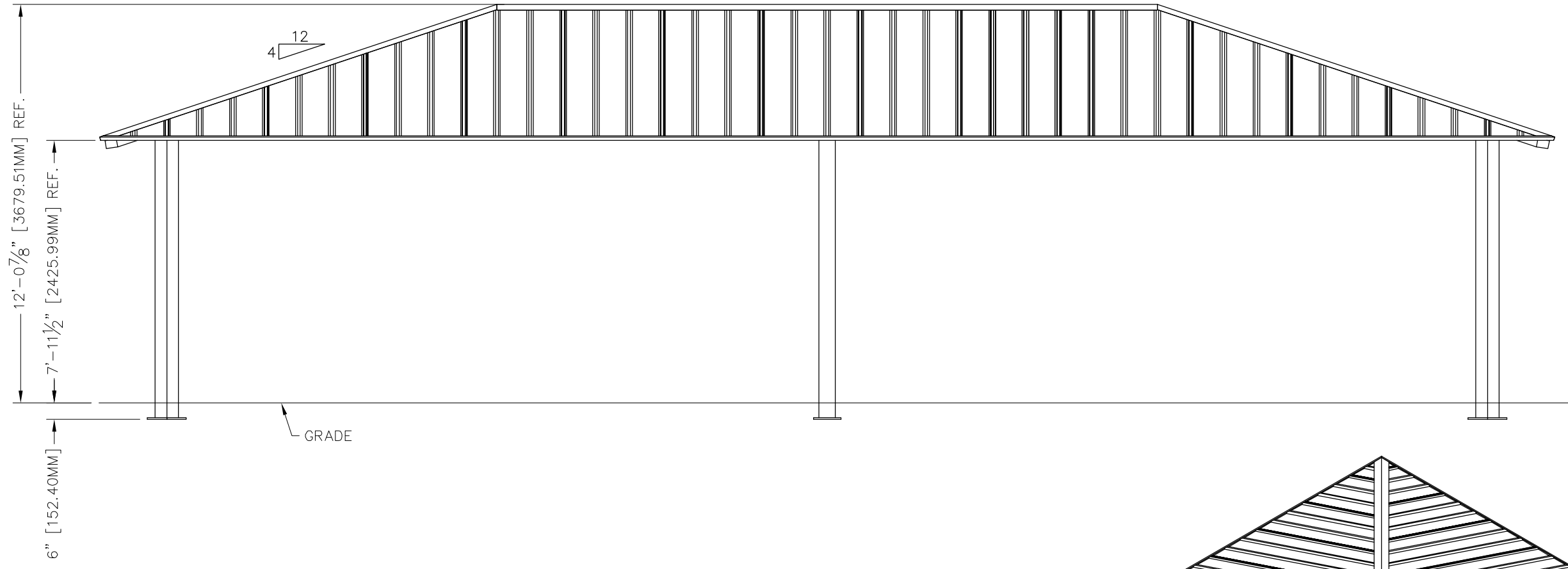
- ✓ ASTM F1487-21
- ✓ CPSC #325



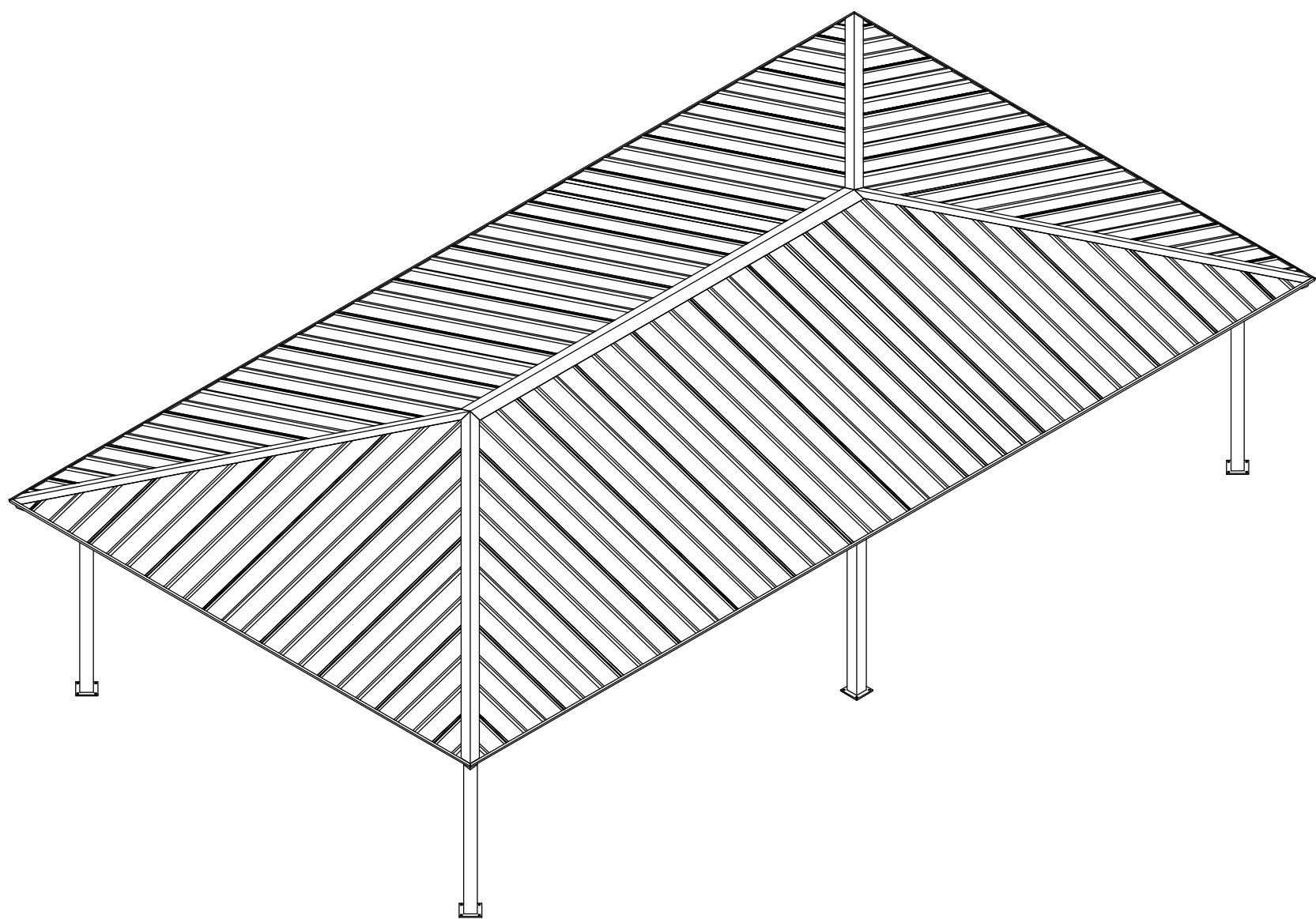
PROJECT NO: 350-1704B	SCALE: 3/16"=1'-0"
DRAWN BY: M. MERTZ	Paper Size B
DATE: 14-MAR-19	

BOONDOCKS
 CATALOG PRE-DESIGN





PRELIMINARY: NOT FOR CONSTRUCTION



ICON
 Shelter Systems Inc
 DISTINCTIVE STEEL SHELTERS
 WWW.ICONSHelters.COM
 COPYRIGHT 2004, ICON SHELTER SYSTEMS, INC.
 7900 LOGISTICS DR.
 SUITE C.
 ZEELAND MI 49464
 616.748.0985
 800.748.0985
 616.748.0995 FX

Elevation

DRAWN BY:	JSW
DATE:	11/14/08
JOB NO.:	STANDARD
REVISION:	

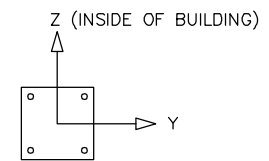
BUILDING TYPE:	RH24x44M-P4
PROJECT NAME:	40-90-100

SHEET
 1.0

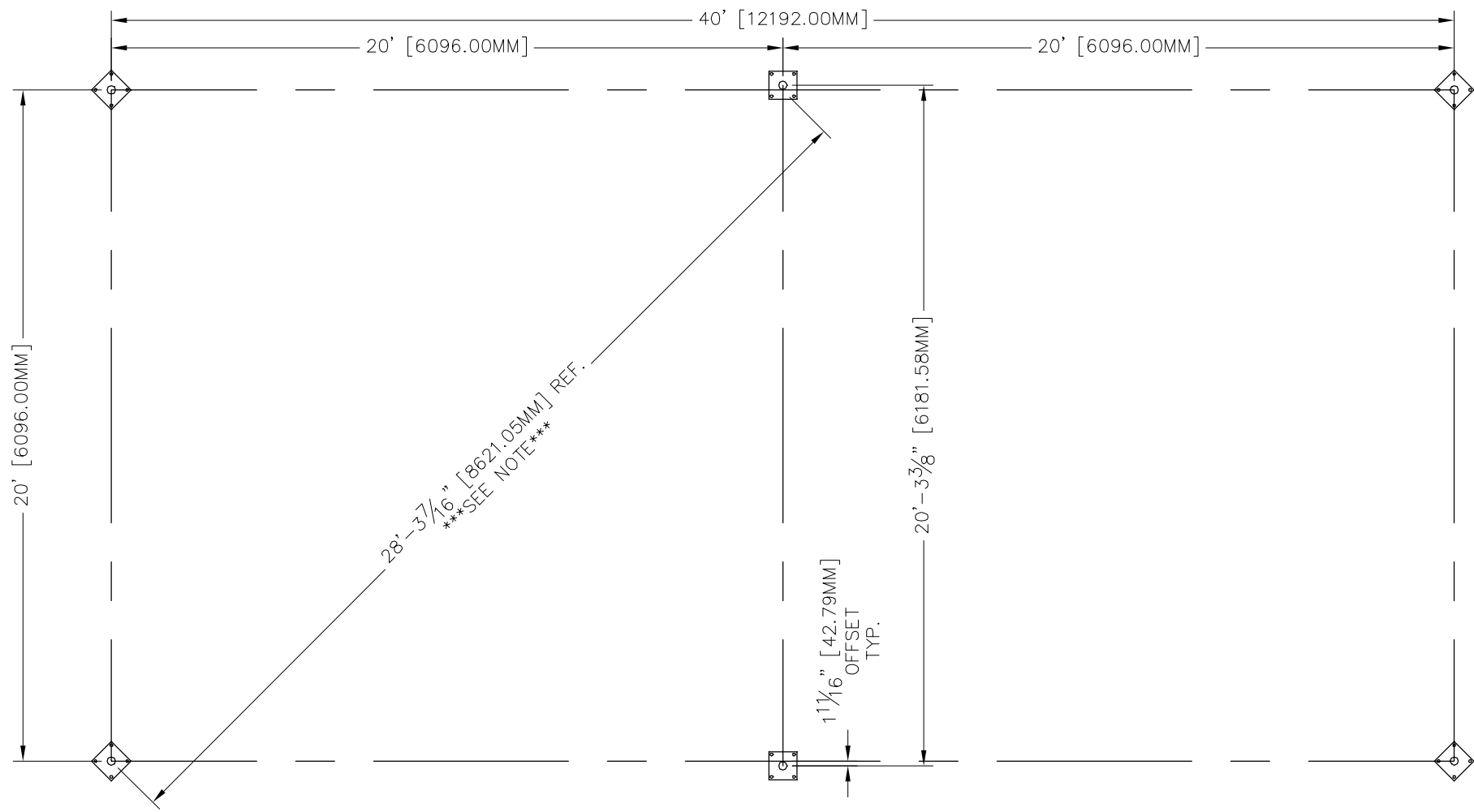
DWG:S:\Engineering\Standards\Shelters\RH\24X44\M-P4-40-90-100\Drawings\Preliminary\RH24x44M-P4-40-90-100~3649.DWG

LOADS TO FOUNDATION (KIPS, IN-KIPS)	FOUNDATION LOADS				
	AXIAL (Fx)	SHEAR (Fy)	SHEAR (Fz)	MOMENT (My)	MOMENT (Mz)
DL	1.66	0.00	0.01	-1.54	-0.38
SL	10.56	-0.02	0.08	-10.71	-2.47
W-UPLIFT	-1.41	0.08	0.13	-13.65	9.16
W-FY	0.47	-0.22	-0.33	35.61	-23.23
W-FZ	-0.54	-0.21	0.34	-36.60	-22.91
E-FY	0.06	-0.53	0.82	-88.53	-56.88
E-Z	-0.06	-0.53	-0.82	88.53	-56.88

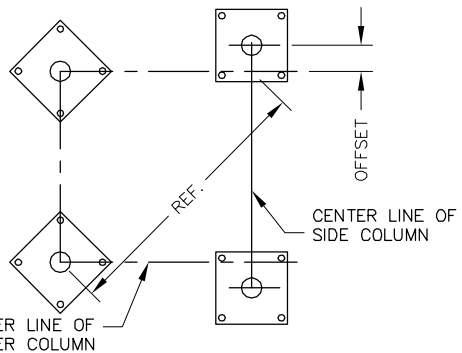
LOADS TO FOUNDATION (KIPS, IN-KIPS)	FOUNDATION LOADS				
	AXIAL (Fx)	SHEAR (Fy)	SHEAR (Fz)	MOMENT (My)	MOMENT (Mz)
DL	1.05	0.00	0.07	-7.21	0.00
SL	7.10	0.00	0.47	-50.22	0.00
W-UPLIFT	-1.75	0.00	0.20	-21.65	0.00
W-FY	-1.52	-0.10	-0.07	8.06	-10.62
W-FZ	-0.22	0.00	0.36	-38.81	0.00
E-FY	0.00	-0.59	0.00	0.00	-63.64
E-Z	-0.02	0.00	-0.65	70.67	0.00



THESE FOUNDATION LOADS ARE FOR ESTIMATING PURPOSE ONLY.
THE ACTUAL LOADS WILL BE DETERMINED IN THE FINAL ENGINEERING



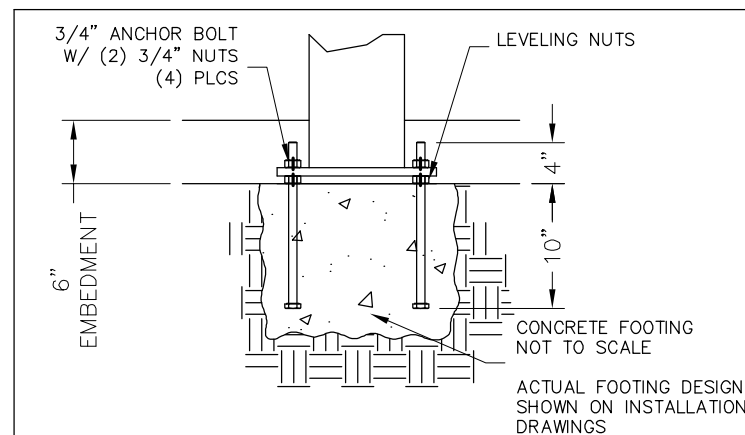
ANCHOR BOLT LAYOUT



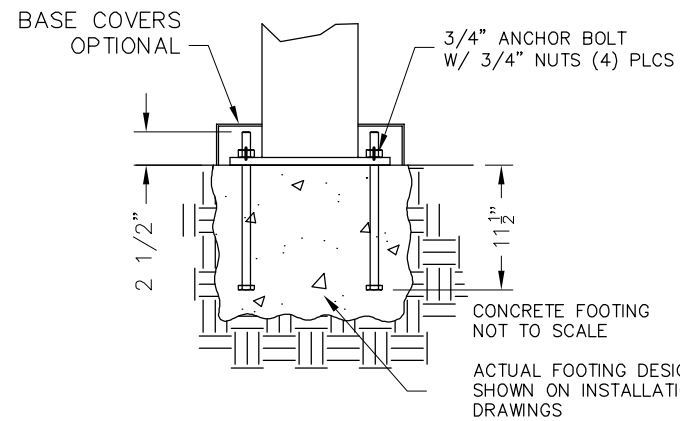
NOTE: SQUARENESS REFERENCE DIMENSION SHOWN ON THE ANCHOR BOLT LAYOUT IS MEASURED FROM THE CENTER OF THE CORNER COLUMN TO INTERSECTION OF THE OF THE SIDE & CORNER COLUMN CENTER LINES AS SHOWN ABOVE

- NOTES:**
- TABLE SHOWS UNFACTORED SERVICE LOADS
 - A FOUNDATION DESIGN HAS NOT BEEN PERFORMED BY ICON SHELTER SYSTEMS INC.
 - A LICENSED ENGINEER FAMILIAR WITH SOIL CONDITIONS AT CONSTRUCTION SITE MUST PERFORM A FOUNDATION DESIGN.
 - THE STRUCTURE HAS BEEN ENGINEERED AS AN OPEN STRUCTURE.
 - CONSULT ICON SHELTER SYSTEMS INC. IF THE STRUCTURE IS TO BE ENCLOSED.
 - COORDINATES ARE LOCAL TO THE COLUMN

- DEFINITIONS:**
- DL = SERVICE LEVEL DEAD LOAD REACTION WITH THE GREATEST AXIAL LOAD
 - SL = SERVICE LEVEL SNOW LOAD REACTION WITH THE GREATEST AXIAL LOAD
 - W-UL = SERVICE LEVEL WIND LOAD REACTION WITH THE GREATEST UPLIFT LOAD
 - W-Y = SERVICE LEVEL WIND LOAD REACTION WITH THE GREATEST MAGNITUDE OF SHEAR IN THE LOCAL Y DIRECTION
 - W-Z = SERVICE LEVEL WIND LOAD REACTION WITH THE GREATEST SHEAR VALUE ACTING IN THE SAME DIRECTION AS THE DL SHEAR LOAD
 - E-Y = SERVICE LEVEL SEISMIC LOAD REACTION WITH THE GREATEST MAGNITUDE OF SHEAR IN THE LOCAL Y DIRECTION
 - E-Z = SERVICE LEVEL SEISMIC LOAD REACTION WITH THE GREATEST MAGNITUDE OF SHEAR IN THE LOCAL Z DIRECTION



PRELIMINARY DRAWINGS SHOWN AS 6" BURIED
STANDARD BASE CONNECTION
COLUMN TYPE: A (6" BURIED)



OPTIONAL BASE CONNECTION
COLUMN TYPE: B (SURFACE MOUNT W/ COVERS)

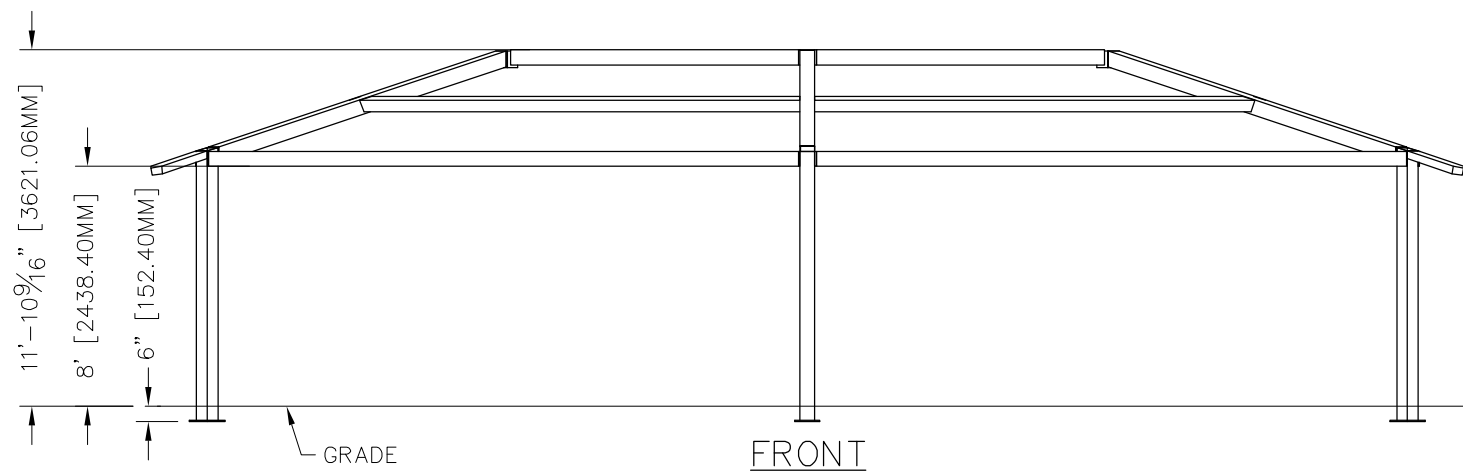
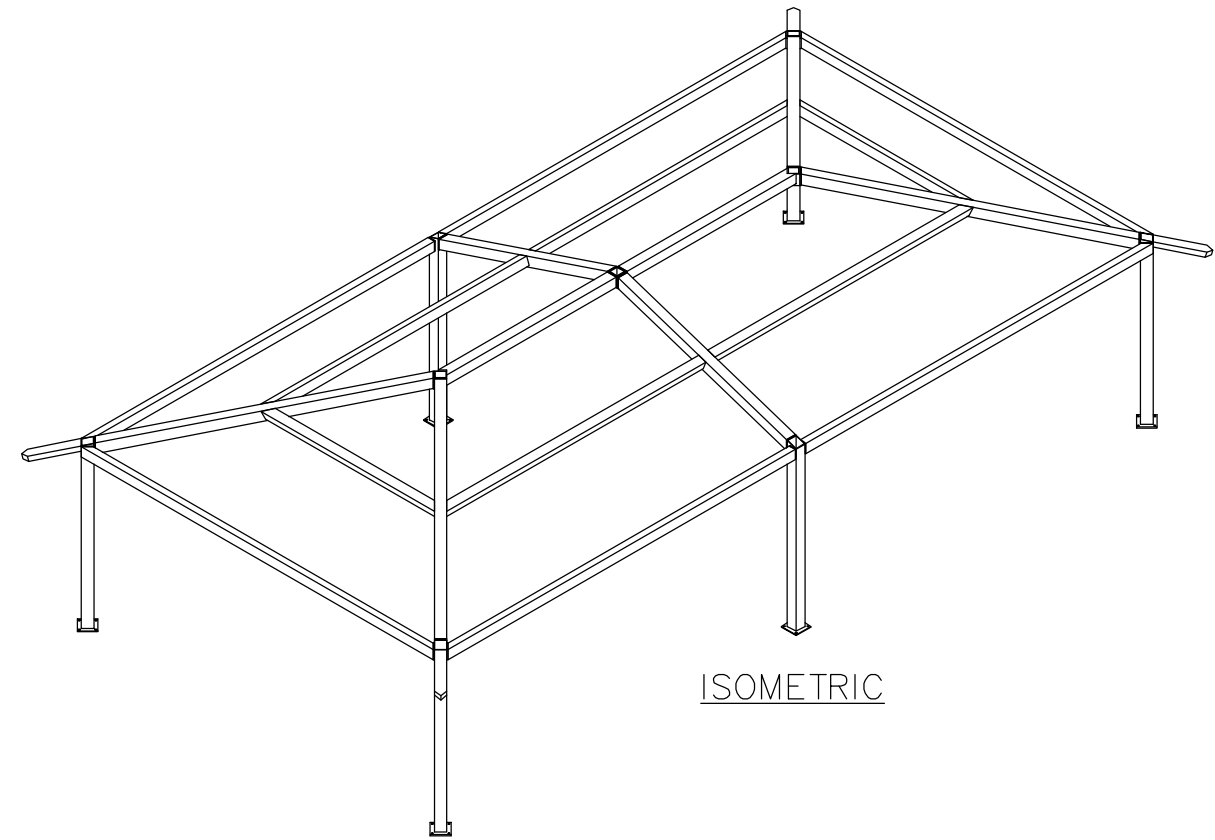
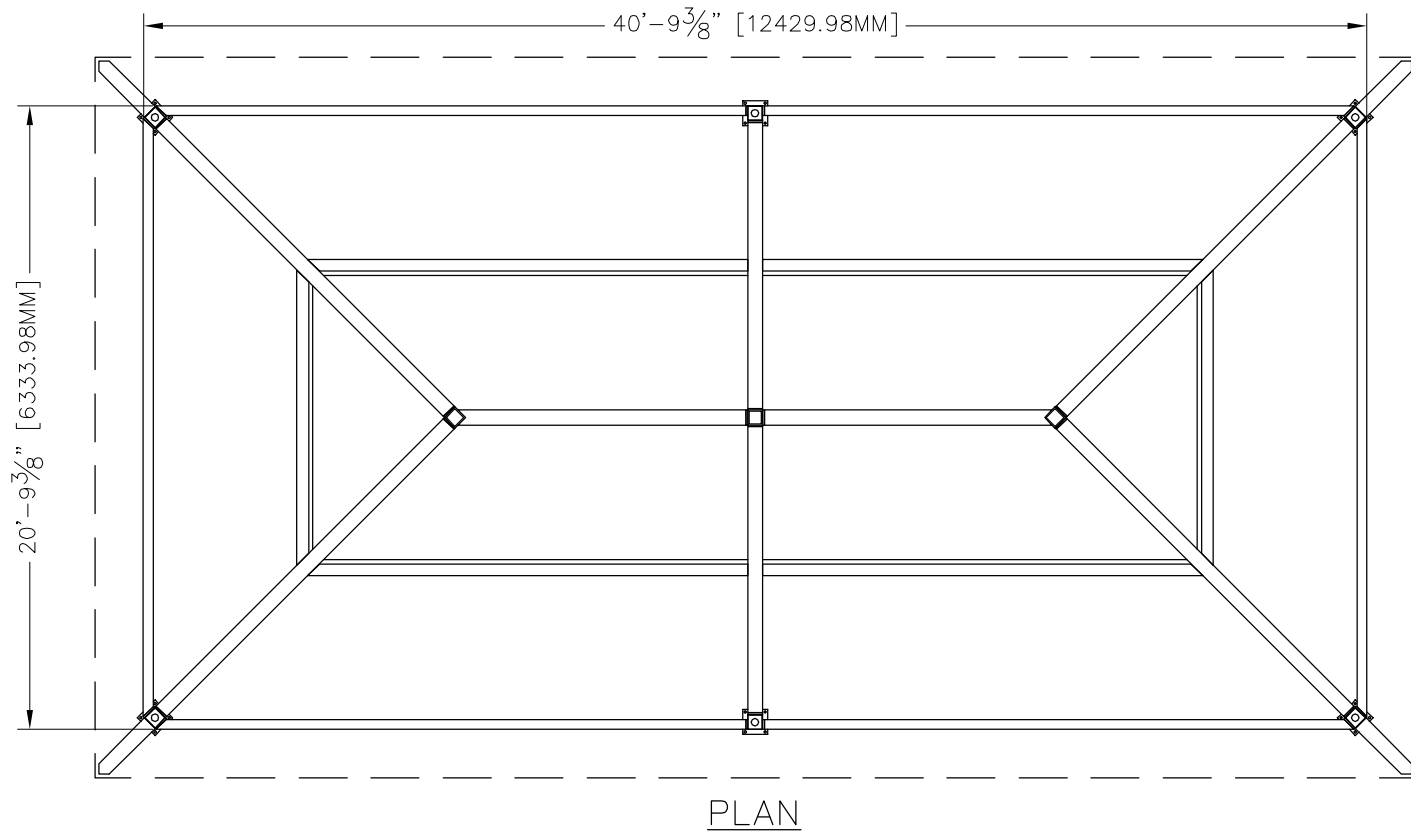
ICON
Shelter Systems Inc
DISTINCTIVE STEEL SHELTERS
WWW.ICONSHELTERS.COM
COPYRIGHT 2004, ICON SHELTER SYSTEMS, INC.
7900 LOGISTICS DR.
SUITE C.
ZEELAND MI, 49464
616.748.0985
800.748.0985
616.748.0995 FX

Anchor Bolt Layout

DRAWN BY:	JSW
DATE:	11/14/08
JOB NO.:	STANDARD
REVISION:	
BUILDING TYPE:	RH24x44M-P4
PROJECT NAME:	40-90-100

SHEET
2.0

DWC:S:\Engineering\Standards\Shelters\RH\24x44\M-P4-40-90-100\Drawings\Preliminary\RH24x44M-P4-40-90-100~3649.DWG



ALL STRUCTURAL COMPONENTS WILL BE:
 TUBE: ASTM A500 GRADE B
 PLATE: ASTM A36
 BOLTS: ASTM A325
 NUTS: ASTM A563
 WELDING: GMAW

NOTE:
 COLUMN SIZE: HSS 6x6x3/16

PRELIMINARY: NOT FOR CONSTRUCTION

ICON
 Shelter Systems Inc
 DISTINCTIVE STEEL SHELTERS
 WWW.ICONSHelters.COM
 COPYRIGHT 2004, ICON SHELTER SYSTEMS, INC.
 7900 LOGISTICS DR.
 SUITE C.
 ZEELAND MI, 49464
 616.748.0985
 800.748.0985
 616.748.0995 FX

Frame

DRAWN BY:

JSW

DATE:

11/14/08

JOB NO.:

STANDARD

REVISION:

BUILDING TYPE:

RH24x44M-P4

PROJECT NAME:

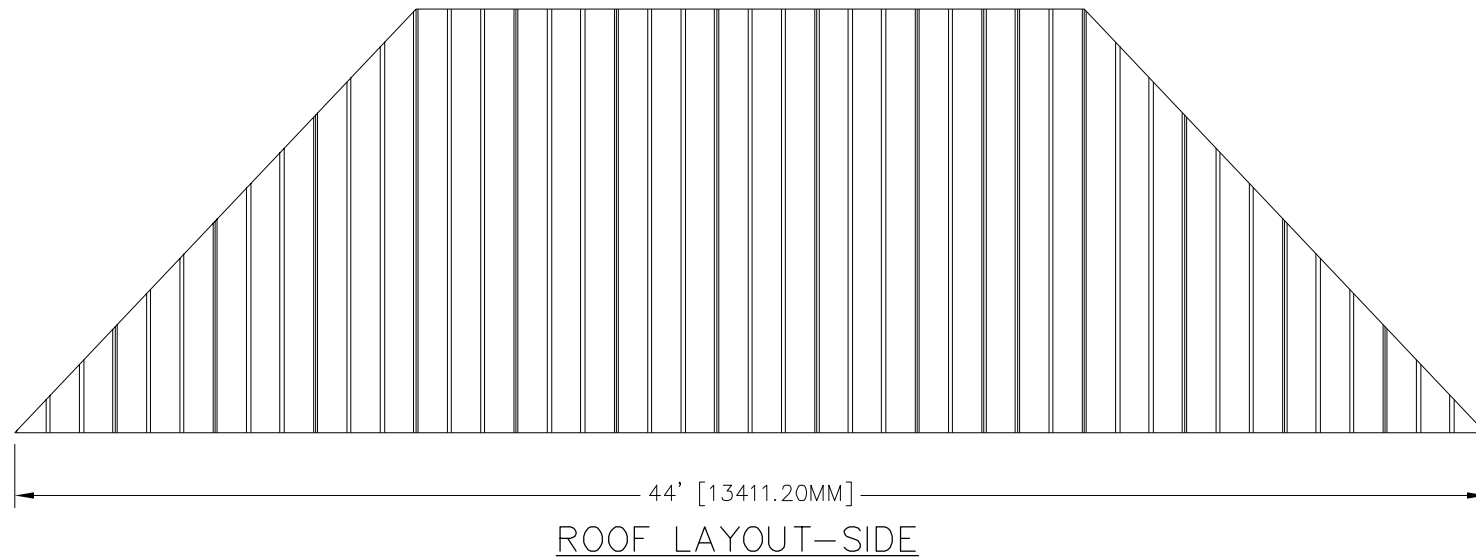
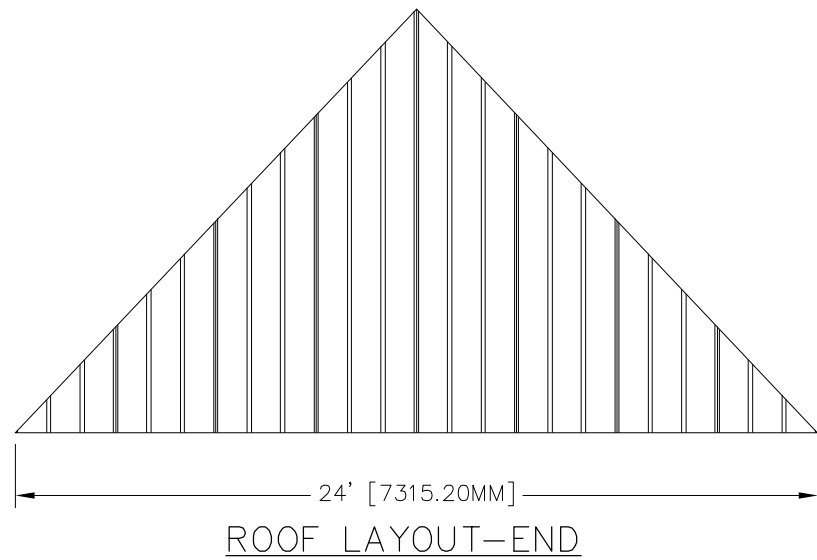
40-90-100

SHEET

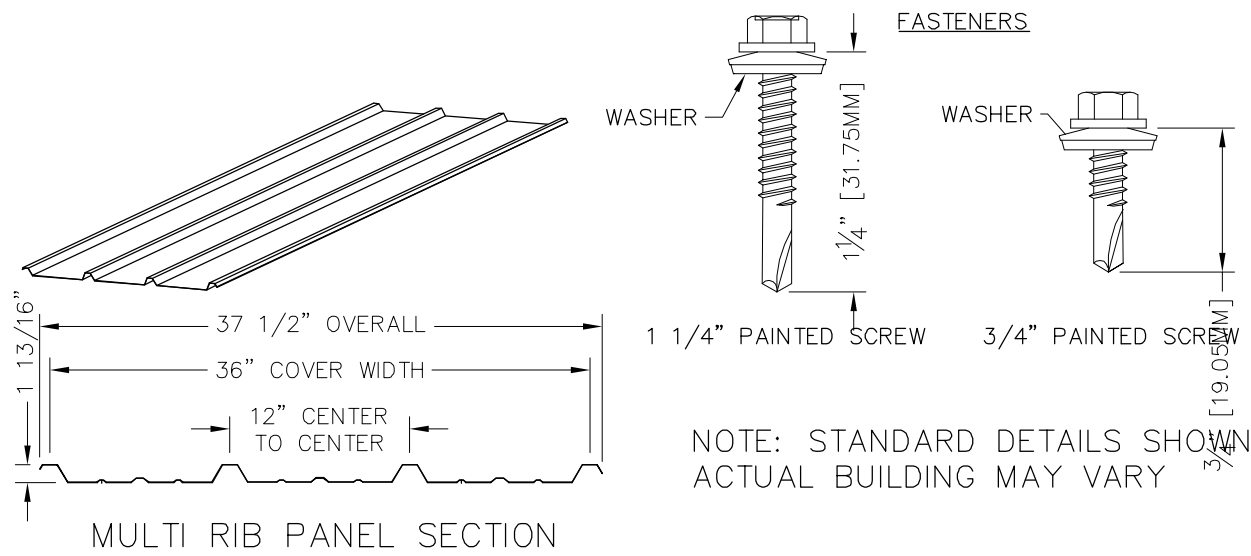
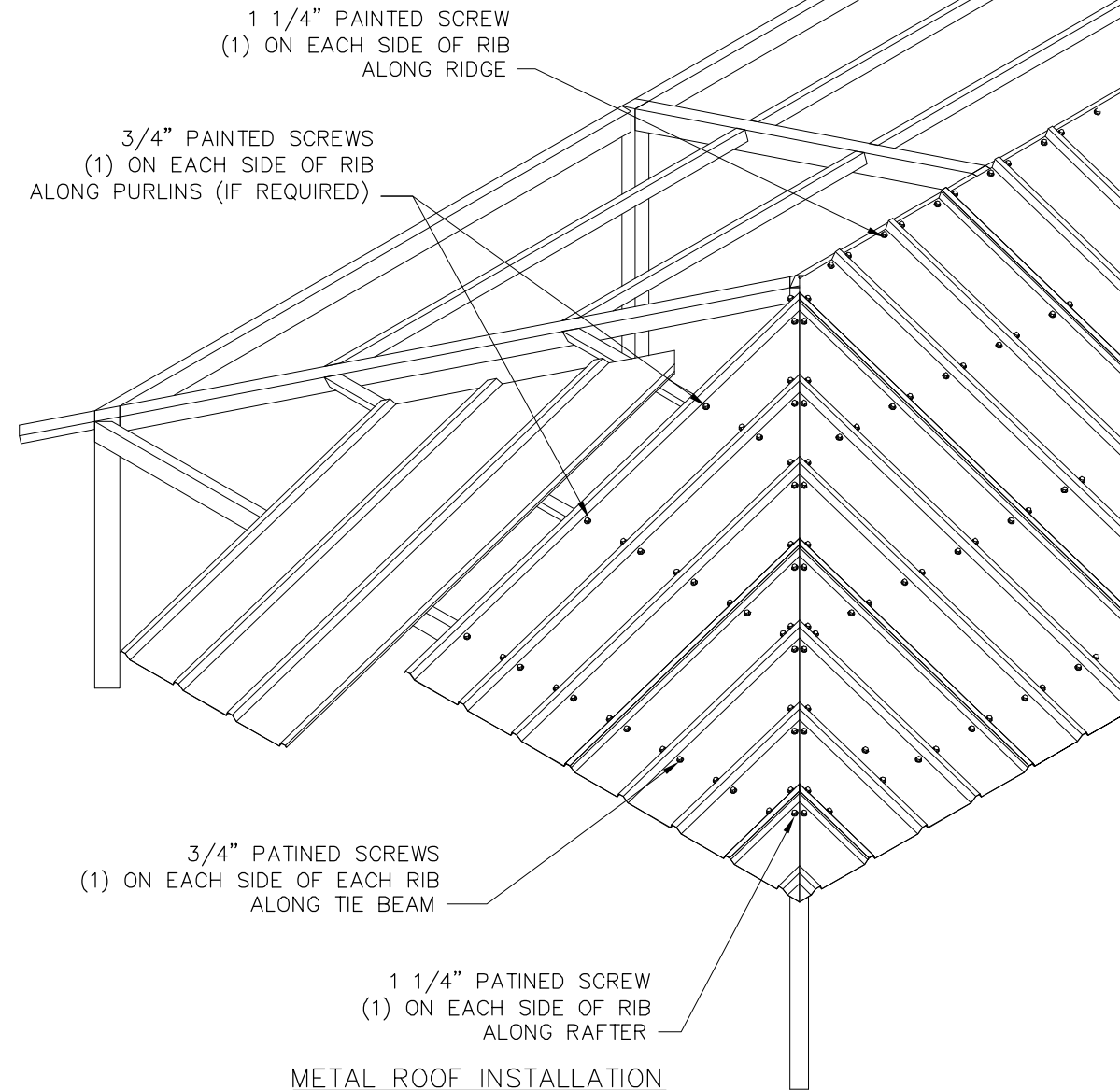
3.0

DWG:S:\Engineering\Standards\Shelters\RH\24x44\M-P4-40-90-100\Drawings\Preliminary\RH24x44M-P4-40-90-100~3649.DWG

Engineering\AcadStandards\Blocks\Title\ICONPRETIF
 GF-73-01-42



PRELIMINARY: NOT FOR CONSTRUCTION



Roof Layout

DRAWN BY:

JSW

DATE:

11/14/08

JOB NO.:

STANDARD

REVISION:

BUILDING TYPE:

RH24x44M-P4

PROJECT NAME:

40-90-100

SHEET

4.0

METAL ROOF INSTALLATION

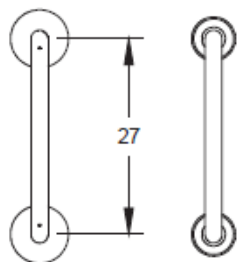






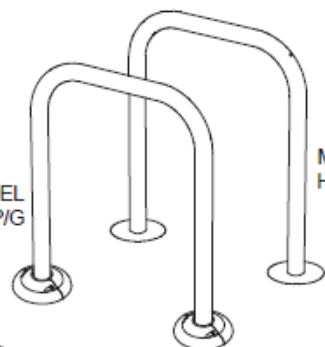






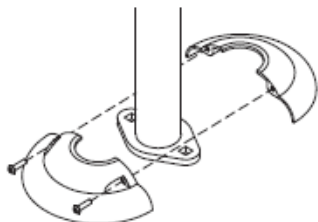
MODEL
HRP/G

MODEL
HRE/G



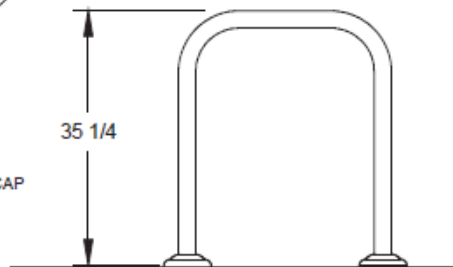
MODEL
HRP/G
SURFACE
MOUNT

MODEL CC-1
SURFACE INSTALLATION
TWO-PART ALUMINUM COVER CAP



35 1/4

4
CENTER TO CENTER
OF MOUNTING HOLES ON FLANGE



MODEL
HRE/G
EMBEDDED
MOUNT

8" DIA.
MINIMUM

NOTE:
LOCAL SOIL
CONDITIONS
MAY REQUIRE
A LARGER
FOOTING
(CHECK LOCAL
CODES)

35 1/4

9-1/2

30

ALL DIMENSIONS IN INCHES

RJ Thomas
Mfg. Co., Inc.
P.O. Box 946
Cherokee, IA 51012

TITLE MODEL HRE EMBEDDED MOUNT AND MODEL HRP SURFACE
MOUNT HITCHIN' POST BIKE RACKS

DRAWN BY WWM

DATE 12-02-15

DWG. NO. AI-1772



Proposal for Fairfield City
24073-3-1



Estimate 24073-3-1

Ship To	Date	2/28/2024
City of Fairfield	Expires	3/29/2024
Richard Cameron, 1234richardcameron@gmail.com	Salesperson	Vern Garrett
Fairfield, UT 84013		

Site	Project Name
Option 3	Fairfield City

PRODUCT	DESCRIPTION	QTY	RATE	AMOUNT
Play Structure	714S695J: Kids Choice Megatower Sale Structure	1.00	\$54,339.00	\$54,339.00
Play Structure	Swing Set	1.00	\$10,231.62	\$10,231.62
Freestanding Play	Glide Along Standard	1.00	\$11,187.54	\$11,187.54
Freestanding Play	Maypole	1.00	\$3,751.20	\$3,751.20
Freestanding Play	Cyclo Cone Open Climber	1.00	\$10,876.34	\$10,876.34
Freestanding Play	Dome Climber - Sales Item	1.00	\$7,599.00	\$7,599.00
Installation	Installation of Option 3	1.00	\$37,290.00	\$37,290.00
Wood Fiber Surfacing	450 CY Engineered Wood Fiber	450.00	\$33.63	\$15,133.50
Installation	Installation of	450.00	\$16.50	\$7,425.00



Engineered Wood
Fiber

Subtotal	\$157,833.19
Sales Tax (0.00%)	\$0.00

Site preparation, excavation and/or removal of existing equipment is not included unless specified in the above line items and the Scope of Work below.

TOTAL	\$157,833.19
--------------	---------------------

Deposit Required at Time of Order	\$39,458.30
--	--------------------



Notice to Proceed / Terms and Conditions

By signing this Estimate and/or paying the required deposit, you authorize Garrett Parks and Play to order the product(s) requested and/or begin site work on your project. Work cannot begin and orders cannot be placed until a signed Estimate and deposit has been received.

Please send the executed estimate to orders@garrettplay.com.

Payment may be made in the form of a check sent to **Garrett Parks and Play, PO Box 57426, Murray, UT 84157** or via credit card (will require a 3% processing fee).

Scope of Work

Products

We represent many different high-quality recreation equipment vendors and strive to offer you the best selection possible. We will do our best to accommodate any reasonable requests, but keep in mind that any changes to this Estimate after it has been approved and the product and/or services have been ordered may result in additional charges and/or Change Orders. Please send any product condition concerns or warranty claims to orders@garrettplay.com.

Freight

All quotes include freight FOB Fairfield unless otherwise noted. After 3/29/2024 this Estimate expires and so do the associated rates. This is because freight rates provided by carriers change frequently and are only guaranteed for a limited amount of time.

Permits

Unless otherwise stated in this Estimate, you will be responsible for obtaining and paying for all necessary permits, licenses, and any other instruments required to perform the services included in your Estimate. Garrett Parks and Play will fully cooperate with you in the obtaining of any permits and licenses, as necessary.

Offloading

Garrett Parks and Play offers offloading services for an additional charge of \$1,500.00. This is an optional service; if you plan on offloading the equipment yourself, please make sure to have at least enough help available to get the equipment off the truck(s).

Installation

If specified in the above Scope of Work, Garrett Parks and Play will install your products according to project specifications contained in this Estimate and all manufacturers' requirements. All materials needed to complete installation are included in this price. Any changes to your specifications after your Estimate has been signed may result in Change Order(s). Our installation price is based on typical site conditions. By signing this Estimate you agree and acknowledge that if issues arise with installation due to atypical site conditions, including but not limited to buried utility lines, caliche, high water tables, reinforced concrete, etc., the cost to perform this work will increase and will result in Change Order(s).

Warranty Work

Any equipment purchased as a result of a warranty claim will be installed free of charge if the age of the original equipment is less than 5 years. If it is



more than 5 years old, you agree and acknowledge that you are responsible for any costs associated with the replacement of the damaged equipment and that Garrett Parks and Play will not provide this service unless explicitly stated in your Estimate.

Demolition

If specified in your Estimate, Garrett Parks and Play will demolish your old recreational products according to project specifications contained in this Estimate. Any changes to your specifications after your Estimate has been signed may result in Change Order(s). Our demolition price is based on typical site conditions. By signing this Estimate you agree and acknowledge that if issues arise with demolition due to atypical site conditions, including but not limited to buried utility lines, caliche, high water tables, concrete, etc., the cost to perform this work will increase and may result in Change Order(s).

Site Work

If specified in your Estimate, Garrett Parks and Play will complete all site work in accordance with the plans, specifications and all applicable laws and regulations. Any changes to specifications required to complete the project after receipt of a signed Estimate may result in Change Order(s).

Playground Post-installation Safety Inspection

At your request, the equipment installed as part of this Estimate can be inspected by a third party inspector after work has been finished to ensure it has been completed according to manufacturer's recommendations and current safety standards. The cost for this service varies on the size of the project and will generate a Change Order or additional invoice if not included in this Estimate.

Standalone Playground Safety Audit

If specified in your Estimate, a third party Certified Playground Safety Inspector (CPSI) will perform a safety audit on playground equipment to identify compliant and non-compliant conditions using probes and gauges to rate playground conditions against current safety standards and guidelines. The audit document will contain hazard priority ratings for all compliant and non-compliant conditions based on predictable results (possibility, probability, and consequence) and provide a basis for these findings. It will also establish repair, removal, and replacement priorities based on the potential for injury to ensure non-compliant conditions are clear and can be corrected in a timely manner.

Invoicing

Garrett Parks and Play uses progress invoicing to ensure our vendors are paid in a timely manner. Please provide an Accounts Payable contact below to make sure these invoices are delivered to the correct person.

AP Contact _____

AP Email _____

Late Charges

Payments received 30 or more days after the terms of your invoice are subject to a late fee of 5% of your outstanding balance.



Acceptance

You acknowledge that by signing this Estimate and submitting your deposit, you are notifying Garrett Parks and Play to proceed with their project and that the Terms and Conditions of this Estimate have been read and understood.

By _____

Name _____

Date _____



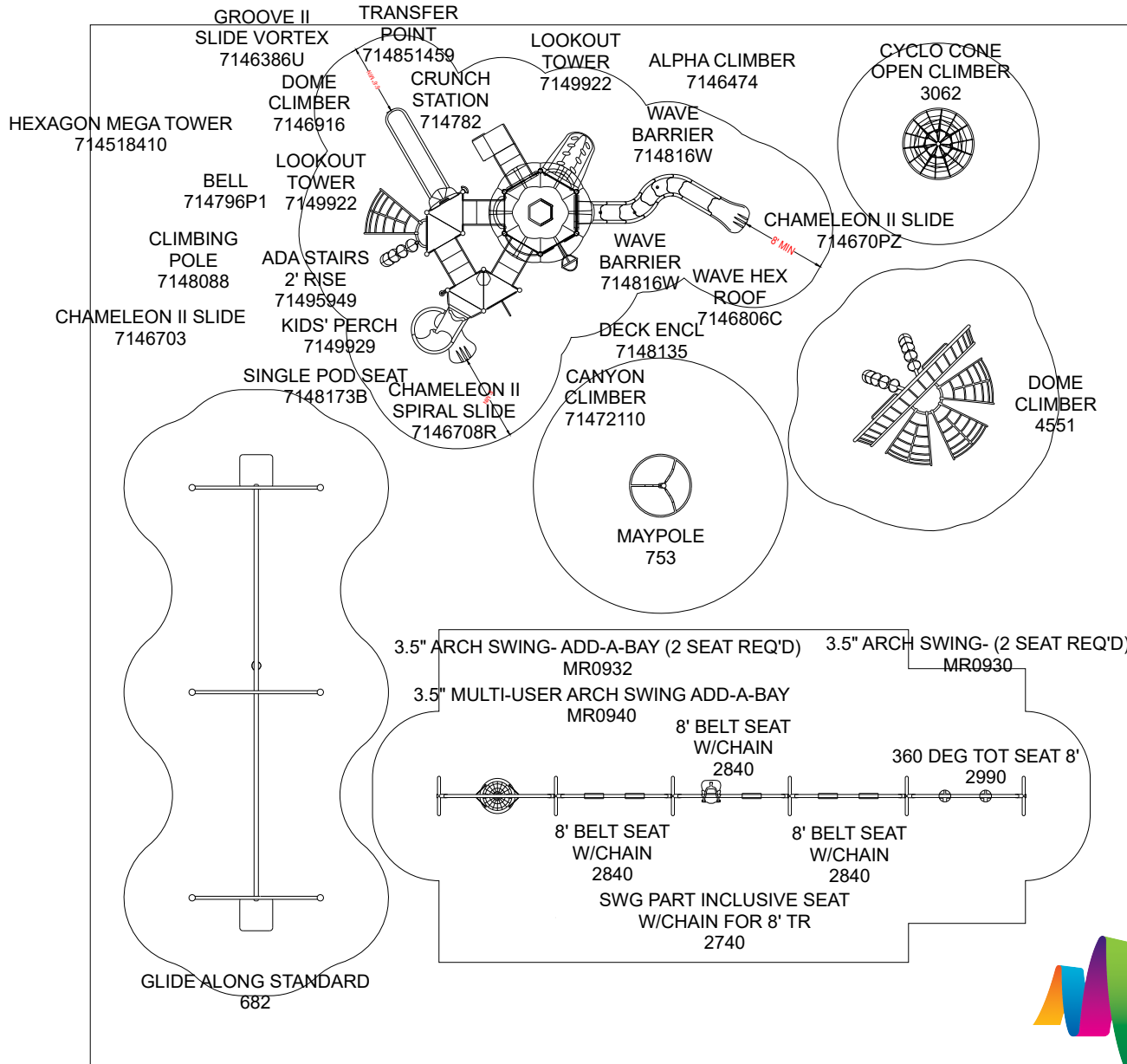






Fairfield Option 3 Fairfield, UT

FOR KIDS AGES
5-12
YEARS



Garrett Parks + Play

850 Quaking Aspen Dr
Murray, UT

PHONE NO: (801) 265-8443
FAX NO: (801) 263-1254

R0032_45349622045

COMPLIES TO ASTM/CPSC

To promote safe and proper equipment use by children, Miracle recommends the installation of either a Miracle safety sign or other appropriate safety signage near each playsystem's main entry point(s) to inform parents and supervisors of the age appropriateness of the playsystem and general rules for safe play.

THE PLAY COMPONENTS IDENTIFIED IN THIS PLAN ARE IPEMA CERTIFIED. THE USE AND LAYOUT OF THESE COMPONENTS CONFORM TO THE REQUIREMENTS OF ASTM F1487.

AN ENERGY ABSORBING PROTECTIVE SURFACE IS REQUIRED UNDER & AROUND ALL PLAY SYSTEMS

GROUND SPACE: 81'-6" x 80'-0"

PROTECTIVE AREA: 93'-0" x 92'-6"

DRAWN BY: Morgan Garrett

DATE: 2/28/2024



Proposal for Fairfield City
24073-2-1



Estimate 24073-2-1

Ship To	Date	2/28/2024
City of Fairfield	Expires	3/29/2024
Richard Cameron, 1234richardcameron@gmail.com	Salesperson	Vern Garrett
Fairfield, UT 84013		

Site	Project Name
Option 2	Fairfield City

PRODUCT	DESCRIPTION	QTY	RATE	AMOUNT
Play Structure	704S098J: TCX Sale Flyer Structure	1.00	\$30,569.00	\$30,569.00
Play Structure	Swing Set	1.00	\$11,582.71	\$11,582.71
Freestanding Play	Twin Rider	1.00	\$1,295.82	\$1,295.82
Freestanding Play	Whirl	1.00	\$6,228.84	\$6,228.84
Freestanding Play	Aquarius	1.00	\$23,791.62	\$23,791.62
Freestanding Play	Mantis Cableway - 20M	1.00	\$14,799.20	\$14,799.20
Installation	Installation of Option 2	1.00	\$30,250.00	\$30,250.00
Wood Fiber Surfacing	450 CY Engineered Wood Fiber	450.00	\$33.63	\$15,133.50
Installation	Installation of Engineered Wood Fiber	450.00	\$16.50	\$7,425.00



Subtotal	\$141,075.69
Sales Tax (0.00%)	\$0.00

Site preparation, excavation and/or removal of existing equipment is not included unless specified in the above line items and the Scope of Work below.

TOTAL	\$141,075.69
--------------	---------------------

Deposit Required at Time of Order	\$35,268.92
--	--------------------



Notice to Proceed / Terms and Conditions

By signing this Estimate and/or paying the required deposit, you authorize Garrett Parks and Play to order the product(s) requested and/or begin site work on your project. Work cannot begin and orders cannot be placed until a signed Estimate and deposit has been received.

Please send the executed estimate to orders@garrettplay.com.

Payment may be made in the form of a check sent to **Garrett Parks and Play, PO Box 57426, Murray, UT 84157** or via credit card (will require a 3% processing fee).

Scope of Work

Products

We represent many different high-quality recreation equipment vendors and strive to offer you the best selection possible. We will do our best to accommodate any reasonable requests, but keep in mind that any changes to this Estimate after it has been approved and the product and/or services have been ordered may result in additional charges and/or Change Orders. Please send any product condition concerns or warranty claims to orders@garrettplay.com.

Freight

All quotes include freight FOB Fairfield unless otherwise noted. After 3/29/2024 this Estimate expires and so do the associated rates. This is because freight rates provided by carriers change frequently and are only guaranteed for a limited amount of time.

Permits

Unless otherwise stated in this Estimate, you will be responsible for obtaining and paying for all necessary permits, licenses, and any other instruments required to perform the services included in your Estimate. Garrett Parks and Play will fully cooperate with you in the obtaining of any permits and licenses, as necessary.

Offloading

Garrett Parks and Play offers offloading services for an additional charge of \$1,500.00. This is an optional service; if you plan on offloading the equipment yourself, please make sure to have at least enough help available to get the equipment off the truck(s).

Installation

If specified in the above Scope of Work, Garrett Parks and Play will install your products according to project specifications contained in this Estimate and all manufacturers' requirements. All materials needed to complete installation are included in this price. Any changes to your specifications after your Estimate has been signed may result in Change Order(s). Our installation price is based on typical site conditions. By signing this Estimate you agree and acknowledge that if issues arise with installation due to atypical site conditions, including but not limited to buried utility lines, caliche, high water tables, reinforced concrete, etc., the cost to perform this work will increase and will result in Change Order(s).

Warranty Work

Any equipment purchased as a result of a warranty claim will be installed free of charge if the age of the original equipment is less than 5 years. If it is



more than 5 years old, you agree and acknowledge that you are responsible for any costs associated with the replacement of the damaged equipment and that Garrett Parks and Play will not provide this service unless explicitly stated in your Estimate.

Demolition

If specified in your Estimate, Garrett Parks and Play will demolish your old recreational products according to project specifications contained in this Estimate. Any changes to your specifications after your Estimate has been signed may result in Change Order(s). Our demolition price is based on typical site conditions. By signing this Estimate you agree and acknowledge that if issues arise with demolition due to atypical site conditions, including but not limited to buried utility lines, caliche, high water tables, concrete, etc., the cost to perform this work will increase and may result in Change Order(s).

Site Work

If specified in your Estimate, Garrett Parks and Play will complete all site work in accordance with the plans, specifications and all applicable laws and regulations. Any changes to specifications required to complete the project after receipt of a signed Estimate may result in Change Order(s).

Playground Post-installation Safety Inspection

At your request, the equipment installed as part of this Estimate can be inspected by a third party inspector after work has been finished to ensure it has been completed according to manufacturer's recommendations and current safety standards. The cost for this service varies on the size of the project and will generate a Change Order or additional invoice if not included in this Estimate.

Standalone Playground Safety Audit

If specified in your Estimate, a third party Certified Playground Safety Inspector (CPSI) will perform a safety audit on playground equipment to identify compliant and non-compliant conditions using probes and gauges to rate playground conditions against current safety standards and guidelines. The audit document will contain hazard priority ratings for all compliant and non-compliant conditions based on predictable results (possibility, probability, and consequence) and provide a basis for these findings. It will also establish repair, removal, and replacement priorities based on the potential for injury to ensure non-compliant conditions are clear and can be corrected in a timely manner.

Invoicing

Garrett Parks and Play uses progress invoicing to ensure our vendors are paid in a timely manner. Please provide an Accounts Payable contact below to make sure these invoices are delivered to the correct person.

AP Contact _____

AP Email _____

Late Charges

Payments received 30 or more days after the terms of your invoice are subject to a late fee of 5% of your outstanding balance.



Acceptance

You acknowledge that by signing this Estimate and submitting your deposit, you are notifying Garrett Parks and Play to proceed with their project and that the Terms and Conditions of this Estimate have been read and understood.

By _____

Name _____

Date _____





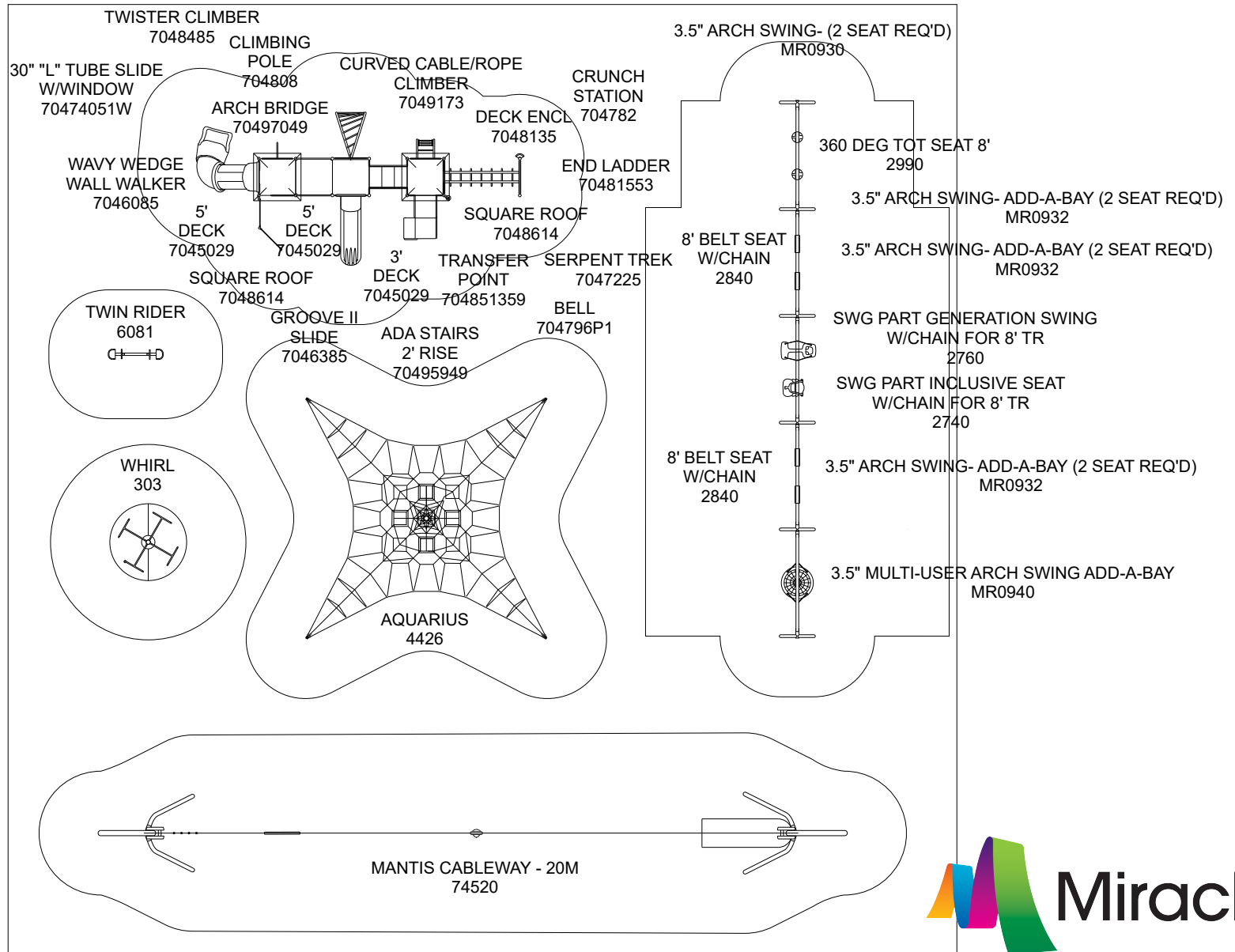






Fairfield Option 2 Fairfield, UT

FOR KIDS AGES
5-12
YEARS



Garrett Parks + Play
850 Quaking Aspen Dr
Murray, UT
PHONE NO: (801) 265-8443
FAX NO: (801) 263-1254
GROUND SPACE: 85'-6" x 82'-0"
PROTECTIVE AREA: 96'-0" x 94'-0"
DRAWN BY: Morgan Garrett
DATE: 2/27/2024

R0032_45349596060
 COMPLIES TO ASTM/CPSC

To promote safe and proper equipment use by children, Miracle recommends the installation of either a Miracle safety sign or other appropriate safety signage near each playsystem's main entry point(s) to inform parents and supervisors of the age appropriateness of the playsystem and general rules for safe play.

THE PLAY COMPONENTS IDENTIFIED IN THIS PLAN ARE IPEMA CERTIFIED. THE USE AND LAYOUT OF THESE COMPONENTS CONFORM TO THE REQUIREMENTS OF ASTM F1487.
AN ENERGY ABSORBING PROTECTIVE SURFACE IS REQUIRED UNDER & AROUND ALL PLAY SYSTEMS



Proposal for Fairfield City
24073-1-1



Estimate 24073-1-1

Ship To	Date	2/28/2024
City of Fairfield	Expires	3/29/2024
Richard Cameron, 1234richardcameron@gmail.com	Salesperson	Vern Garrett
Fairfield, UT 84013		

Site	Project Name
Option 1	Fairfield City

PRODUCT	DESCRIPTION	QTY	RATE	AMOUNT
Play Structure	718S231J: TC Sale Flyer Structure	1.00	\$24,899.00	\$24,899.00
Play Structure	Swing Set	1.00	\$16,257.46	\$16,257.46
Play Structure	454S001J: Champion's Trek - Sale Configuration	1.00	\$23,659.00	\$23,659.00
Freestanding Play	Ten Spin - Sale Item	1.00	\$4,288.00	\$4,288.00
Freestanding Play	Buzzy Bumblebee Spring Rider	1.00	\$1,735.10	\$1,735.10
Freestanding Play	Sadde Seat Straight Post	2.00	\$782.09	\$1,564.17
Freestanding Play	Saddle Seat Angled Post	1.00	\$782.09	\$782.09
Installation	Installation of Option 1	1.00	\$27,500.00	\$27,500.00



Wood Fiber Surfacing	450 CY Engineered Wood Fiber	450.00	\$33.63	\$15,133.50
Installation	Installation of Engineered Wood Fiber	450.00	\$16.50	\$7,425.00
Subtotal				\$123,243.31
Sales Tax (0.00%)				\$0.00

Site preparation, excavation and/or removal of existing equipment is not included unless specified in the above line items and the Scope of Work below.

TOTAL	\$123,243.31
--------------	---------------------

Deposit Required at Time of Order	\$30,810.83
--	--------------------



Notice to Proceed / Terms and Conditions

By signing this Estimate and/or paying the required deposit, you authorize Garrett Parks and Play to order the product(s) requested and/or begin site work on your project. Work cannot begin and orders cannot be placed until a signed Estimate and deposit has been received.

Please send the executed estimate to orders@garrettplay.com.

Payment may be made in the form of a check sent to **Garrett Parks and Play, PO Box 57426, Murray, UT 84157** or via credit card (will require a 3% processing fee).

Scope of Work

Products

We represent many different high-quality recreation equipment vendors and strive to offer you the best selection possible. We will do our best to accommodate any reasonable requests, but keep in mind that any changes to this Estimate after it has been approved and the product and/or services have been ordered may result in additional charges and/or Change Orders. Please send any product condition concerns or warranty claims to orders@garrettplay.com.

Freight

All quotes include freight FOB Fairfield unless otherwise noted. After 3/29/2024 this Estimate expires and so do the associated rates. This is because freight rates provided by carriers change frequently and are only guaranteed for a limited amount of time.

Permits

Unless otherwise stated in this Estimate, you will be responsible for obtaining and paying for all necessary permits, licenses, and any other instruments required to perform the services included in your Estimate. Garrett Parks and Play will fully cooperate with you in the obtaining of any permits and licenses, as necessary.

Offloading

Garrett Parks and Play offers offloading services for an additional charge of \$1,500.00. This is an optional service; if you plan on offloading the equipment yourself, please make sure to have at least enough help available to get the equipment off the truck(s).

Installation

If specified in the above Scope of Work, Garrett Parks and Play will install your products according to project specifications contained in this Estimate and all manufacturers' requirements. All materials needed to complete installation are included in this price. Any changes to your specifications after your Estimate has been signed may result in Change Order(s). Our installation price is based on typical site conditions. By signing this Estimate you agree and acknowledge that if issues arise with installation due to atypical site conditions, including but not limited to buried utility lines, caliche, high water tables, reinforced concrete, etc., the cost to perform this work will increase and will result in Change Order(s).

Warranty Work

Any equipment purchased as a result of a warranty claim will be installed free of charge if the age of the original equipment is less than 5 years. If it is



more than 5 years old, you agree and acknowledge that you are responsible for any costs associated with the replacement of the damaged equipment and that Garrett Parks and Play will not provide this service unless explicitly stated in your Estimate.

Demolition

If specified in your Estimate, Garrett Parks and Play will demolish your old recreational products according to project specifications contained in this Estimate. Any changes to your specifications after your Estimate has been signed may result in Change Order(s). Our demolition price is based on typical site conditions. By signing this Estimate you agree and acknowledge that if issues arise with demolition due to atypical site conditions, including but not limited to buried utility lines, caliche, high water tables, concrete, etc., the cost to perform this work will increase and may result in Change Order(s).

Site Work

If specified in your Estimate, Garrett Parks and Play will complete all site work in accordance with the plans, specifications and all applicable laws and regulations. Any changes to specifications required to complete the project after receipt of a signed Estimate may result in Change Order(s).

Playground Post-installation Safety Inspection

At your request, the equipment installed as part of this Estimate can be inspected by a third party inspector after work has been finished to ensure it has been completed according to manufacturer's recommendations and current safety standards. The cost for this service varies on the size of the project and will generate a Change Order or additional invoice if not included in this Estimate.

Standalone Playground Safety Audit

If specified in your Estimate, a third party Certified Playground Safety Inspector (CPSI) will perform a safety audit on playground equipment to identify compliant and non-compliant conditions using probes and gauges to rate playground conditions against current safety standards and guidelines. The audit document will contain hazard priority ratings for all compliant and non-compliant conditions based on predictable results (possibility, probability, and consequence) and provide a basis for these findings. It will also establish repair, removal, and replacement priorities based on the potential for injury to ensure non-compliant conditions are clear and can be corrected in a timely manner.

Invoicing

Garrett Parks and Play uses progress invoicing to ensure our vendors are paid in a timely manner. Please provide an Accounts Payable contact below to make sure these invoices are delivered to the correct person.

AP Contact _____

AP Email _____

Late Charges

Payments received 30 or more days after the terms of your invoice are subject to a late fee of 5% of your outstanding balance.



Acceptance

You acknowledge that by signing this Estimate and submitting your deposit, you are notifying Garrett Parks and Play to proceed with their project and that the Terms and Conditions of this Estimate have been read and understood.

By _____

Name _____

Date _____









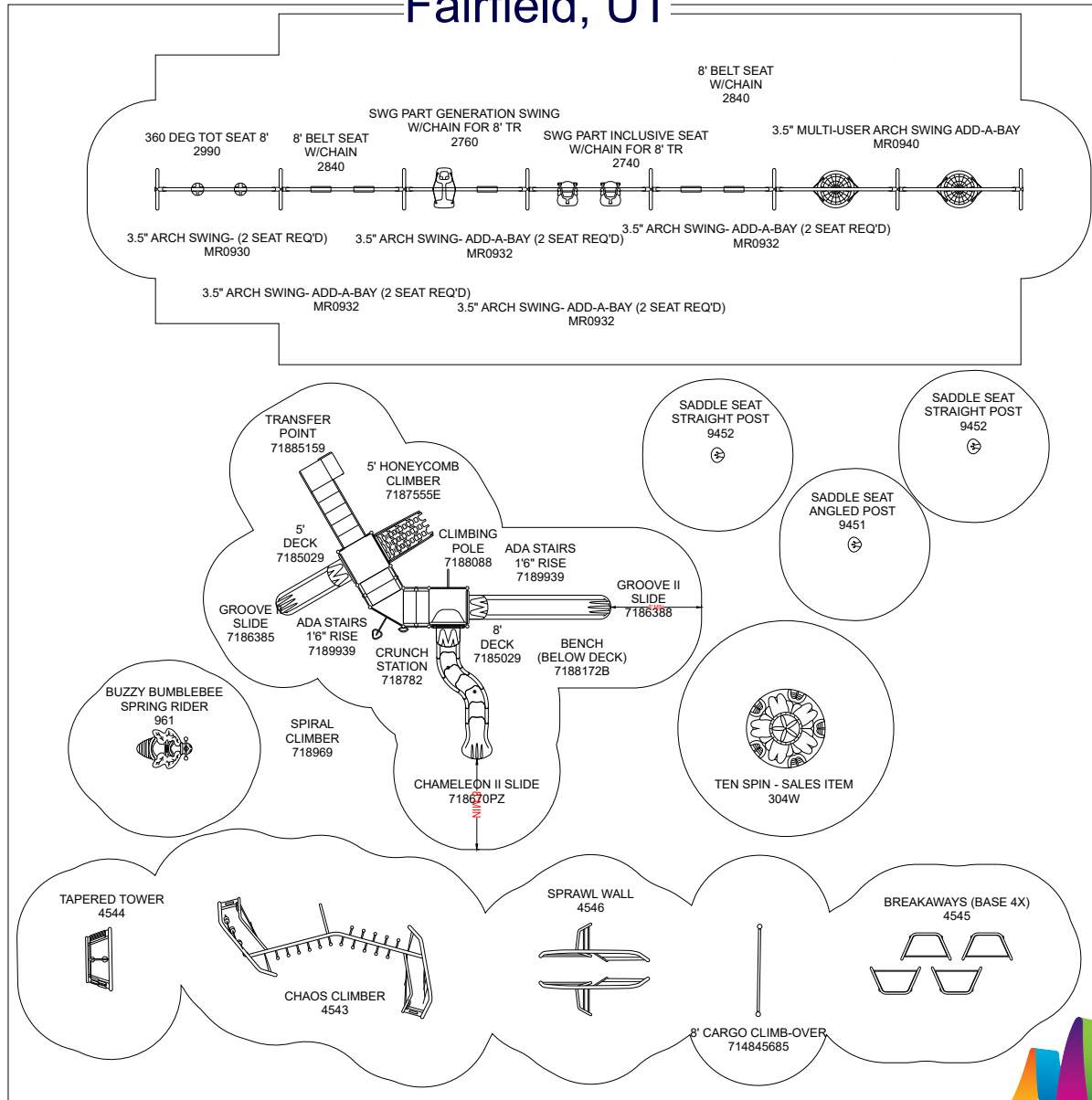






Fairfield Option 1 Fairfield, UT

FOR KIDS AGES
5-12
YEARS



To verify product certification, visit www.ipema.org



GARRETT & COMPANY, INC.

850 Quaking Aspen Dr
Murray, UT

PHONE NO: (801) 265-8443
FAX NO: (801) 263-1254

R0032_45349570924



COMPLIES TO ASTM/CPSC

GROUND SPACE: 86'-0" x 87'-6"

PROTECTIVE AREA: 98'-0" x 98'-0"

DRAWN BY: Angela LeBaron

DATE: 2/27/2024

To promote safe and proper equipment use by children, Miracle recommends the installation of either a Miracle safety sign or other appropriate safety signage near each playsystem's main entry point(s) to inform parents and supervisors of the age appropriateness of the playsystem and general rules for safe play.

THE PLAY COMPONENTS IDENTIFIED IN THIS PLAN ARE IPEMA CERTIFIED. THE USE AND LAYOUT OF THESE COMPONENTS CONFORM TO THE REQUIREMENTS OF ASTM F1487.

AN ENERGY ABSORBING PROTECTIVE SURFACE IS REQUIRED UNDER & AROUND ALL PLAY SYSTEMS

Fairfield Town

Utah County, Utah _____

Fairfield Town Financials

As of the Month Ending

12/31/2025

Mayor McKinney _____
Councilman Thomas _____
Councilman Panek _____
Councilman Cameron _____
Councilman Weber _____

Treasurer: _____

Recorder/Clerk: _____

Date _____


(Seal)



PO Box 307
American Fork, UT 84003



140180-02A**007337
TOWN OF FAIRFIELD
PO BOX 271
CEDAR VALLEY UT 84013-0271



Customer Service:

801-756-7681



Website:

www.altabank.com

Summary of Accounts

Account Type	Account Number	Ending Balance
SIMPLY BUSINESS CHECKING	XXXXX	\$65,866.64
SIMPLY BUSINESS CHECKING	XXXXX	\$6,441.05
SIMPLY BUSINESS CHECKING	XXXXX	\$56,857.98
SIMPLY BUSINESS CHECKING	XXXXX	\$728.00
SIMPLY BUSINESS CHECKING	XXXXXX	\$29,210.00

Account Title: TOWN OF FAIRFIELD

Statement Dates 12/01/25 to 12/31/25 (31 days)

SIMPLY BUSINESS CHECKING - XXXXXX5193

Previous Balance	\$553,861.93	Average Ledger	\$102,523.61
Deposits/Credits (10)	\$29,297.24	Average Collected	\$102,523.61
Checks/Debits (65)	\$517,292.53		
Service Charge	\$0.00		
Interest Paid	\$0.00		
Ending Balance	\$65,866.64		

Credit Transactions

Date	Description	Amount
12/05	CREDIT 0924 12/05/25 11409907 AMAZON MKTPLACE PMTS Amzn.com/billWA C# 7626	\$38.64
12/08	CREDIT 1108 12/07/25 46561517 AMAZON MKTPLACE PMTS Amzn.com/billWA C# 7626	\$17.55
12/08	CREDIT 1108 12/07/25 92911551 AMAZON MKTPLACE PMTS Amzn.com/billWA C# 7626	\$17.56
12/16	Remote Deposit	\$18,057.30
12/17	VENMO CASHOUT PPD CODI BUTTERFIELD	\$4,175.00
12/18	DDA Regular Deposit	\$685.00
12/18	heygov.com TRANSFER CCD ST-N8A8C1G5M6O1 091000015029370	\$200.00
12/22	Remote Deposit	\$1,500.00
12/24	heygov.com TRANSFER CCD ST-F4Y6O1L9T7K1 111000020693324	\$50.00
12/26	UTAH STATE TREAS Sales Tax CCD 25035 091000011340040	\$4,556.19





ACCOUNT NUMBER:
FAIRFIELD TOWN



This statement is for the period from
December 1, 2025 to December 31, 2025



FAIRFIELD TOWN
PO BOX 271
FAIRFIELD UTAH 84013

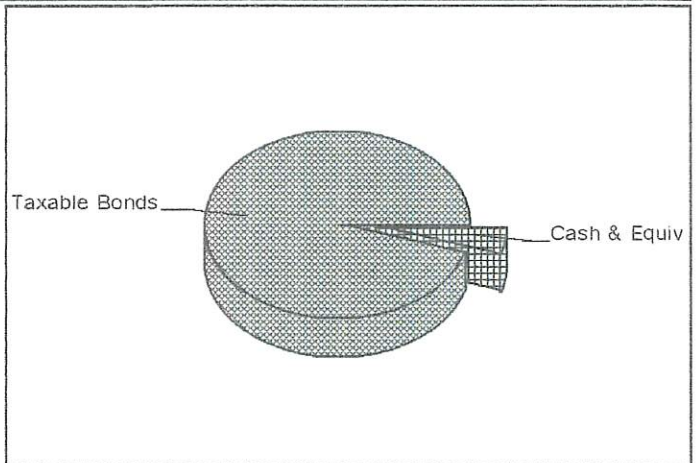
QUESTIONS?

If you have any questions regarding
your account or this statement, please
contact your Account Manager.

MARQUES MCNIESE
CN-OH-W5IT
CN-OH-W5IT
425 WALNUT STREET
CINCINNATI OH 45202
Phone 513-632-4147
E-mail marques.mcniese@usbank.com

ASSET SUMMARY AS OF 12/31/25

Assets	Current Period Market Value	% of Total	Est Annual Income
Cash & Equivalents	22,874.64	1.80	842.57
Taxable Bonds	1,250,266.60	98.20	51,432.51
Total Market Value	\$1,273,141.24	100.00	\$52,275.08



ASSET DETAIL

Shares or Face Amount	Security Description	Market Value/ Price	Tax Cost/ Unrealized Gain(Loss)	Yield at Market	Est Annual Inc
Cash & Equivalents					
Cash/Money Market					
22,874.640	First American Government Oblig. Fd Cl X #5385 31846V336	22,874.64 1.0000	22,874.64 0.00	3.68	842.57
Total Cash/Money Market		\$22,874.64	\$22,874.64 \$.00		\$842.57
Cash					

00001962 07135 0002-0005 DUSB14DD010126155908 00 L 00003392 STNDLSX9

00001962 07135 0002-0005 DUSB14DD010126155908 00 L 00003392 STNDLSX9

**Fairfield Town
Payroll Register
Payroll Payment - 12/01/2025 to 12/31/2025**

Employee	Earning	Hours	Amount	Benefit	Basis	Amount	Deduction	Basis	Amount	
General Government Net Amount \$1,112.92 Pd 11/24/2025 - 12/07/2025 Payment 12/11/2025 Check No. ACH	Regular	49.82	1,245.50	Social Security Tax Medicare Tax State Unemployment	1,245.50 1,245.50 1,245.50	77.22 18.06 0.00	Social Security Tax Medicare Tax Federal Income Tax State Income Tax	1,245.50 1,245.50 1,245.50 1,245.50	77.22 18.06 9.17 28.13	
	Total Earnings:	49.82	\$1,245.50	Total Benefits:		\$95.28	Total Deductions:		\$132.58	
	Total Reimbursements:		\$0.00	Total Taxes:		\$95.28	Total Taxes:		\$132.58	
	Regular	39.45	986.25	Social Security Tax Medicare Tax State Unemployment	986.25 986.25 986.25	61.15 14.30 0.00	Social Security Tax Medicare Tax Federal Income Tax State Income Tax	986.25 986.25 986.25 986.25	61.15 14.30 0.00 13.09	
	Total Earnings:	39.45	\$986.25	Total Benefits:		\$75.45	Total Deductions:		\$88.54	
	Total Reimbursements:		\$0.00	Total Taxes:		\$75.45	Total Taxes:		\$88.54	
	Planning Commission Net Amount \$230.87 Pd 12/01/2025 - 12/31/2025 Payment 12/26/2025 Check No. ACH	Regular	1.00	250.00	Social Security Tax Medicare Tax State Unemployment	250.00 250.00 250.00	15.50 3.63 0.00	Social Security Tax Medicare Tax Federal Income Tax State Income Tax	250.00 250.00 250.00 250.00	15.50 3.63 0.00 0.00
		Total Earnings:	1.00	\$250.00	Total Benefits:		\$19.13	Total Deductions:		\$19.13
		Total Reimbursements:		\$0.00	Total Taxes:		\$19.13	Total Taxes:		\$19.13
		Regular	2.00	1,250.00	Social Security Tax Medicare Tax State Unemployment	1,250.00 1,250.00 1,250.00	77.50 18.13 0.00	Social Security Tax Medicare Tax Federal Income Tax State Income Tax	1,250.00 1,250.00 1,250.00 1,250.00	77.50 18.13 0.00 0.00
Total Earnings:		2.00	\$1,250.00	Total Benefits:		\$95.63	Total Deductions:		\$95.63	
Total Reimbursements:			\$0.00	Total Taxes:		\$95.63	Total Taxes:		\$95.63	
General Government Net Amount \$333.15 Pd 11/24/2025 - 12/07/2025 Payment 12/11/2025 Check No. ACH		Regular	14.43	360.75	Social Security Tax Medicare Tax State Unemployment	360.75 360.75 360.75	22.37 5.23 0.00	Social Security Tax Medicare Tax Federal Income Tax State Income Tax	360.75 360.75 360.75 360.75	22.37 5.23 0.00 0.00
		Total Earnings:	14.43	\$360.75	Total Benefits:		\$27.60	Total Deductions:		\$27.60
		Total Reimbursements:		\$0.00	Total Taxes:		\$27.60	Total Taxes:		\$27.60
		Regular	29.80	745.00	Social Security Tax Medicare Tax State Unemployment	745.00 745.00 745.00	46.19 10.80 0.00	Social Security Tax Medicare Tax Federal Income Tax State Income Tax	745.00 745.00 745.00 745.00	46.19 10.80 0.00 0.00
	Total Earnings:	29.80	\$745.00	Total Benefits:		\$56.99	Total Deductions:		\$56.99	
	Total Reimbursements:		\$0.00	Total Taxes:		\$56.99	Total Taxes:		\$56.99	

**Fairfield Town
Payroll Register
Payroll Payment - 12/01/2025 to 12/31/2025**

Earning		Hours	Amount	Benefit		Basis	Amount	Deduction		Basis	Amount
#13											
Planning Commission	Regular	1.00	250.00	Social Security Tax	250.00	15.50	Social Security Tax	250.00	15.50		
Net Amount				Medicare Tax	250.00	3.63	Medicare Tax	250.00	3.63		
Pd 12/01/2025 - 12/31/2025				State Unemployment	250.00	0.00	Federal Income Tax	250.00	0.00		
Payment							State Income Tax	250.00	0.00		
Check No.				Total Earnings:		\$19.13	Total Deductions:				\$19.13
				Total Reimbursements:		\$0.00	Total Taxes:				\$19.13
#4											
Cemetery	Regular	1.00	200.00	Social Security Tax	200.00	12.40	Social Security Tax	200.00	12.40		
Net Amount				Medicare Tax	200.00	2.90	Medicare Tax	200.00	2.90		
Pd 12/01/2025 - 12/31/2025				State Unemployment	200.00	0.00	Federal Income Tax	200.00	0.00		
Payment							State Income Tax	200.00	0.00		
Check No.				Total Earnings:		\$15.30	Total Deductions:				\$15.30
				Total Reimbursements:		\$0.00	Total Taxes:				\$15.30
#15											
Planning Commission	Regular	1.00	250.00	Social Security Tax	250.00	15.50	Social Security Tax	250.00	15.50		
Net Amount				Medicare Tax	250.00	3.63	Medicare Tax	250.00	3.63		
Pd 12/01/2025 - 12/31/2025				State Unemployment	250.00	0.00	Federal Income Tax	250.00	0.00		
Payment							State Income Tax	250.00	0.00		
Check No.				Total Earnings:		\$19.13	Total Deductions:				\$19.13
				Total Reimbursements:		\$0.00	Total Taxes:				\$19.13
#2											
Mayor/Council	Regular	2.00	4,150.00	Social Security Tax	4,150.00	257.30	Social Security Tax	4,150.00	257.30		
Net Amount				Medicare Tax	4,150.00	60.18	Medicare Tax	4,150.00	60.18		
Pd 12/01/2025 - 12/31/2025				State Unemployment	1,350.00	0.00	Federal Income Tax	4,150.00	328.13		
Payment							State Income Tax	4,150.00	186.75		
Check No.				Total Earnings:		\$317.48	Total Deductions:				\$832.36
				Total Reimbursements:		\$0.00	Total Taxes:				\$832.36
#1											
Mayor/Council	Regular	2.00	1,250.00	Social Security Tax	1,250.00	77.50	Social Security Tax	1,250.00	77.50		
Net Amount				Medicare Tax	1,250.00	18.13	Medicare Tax	1,250.00	18.13		
Pd 12/01/2025 - 12/31/2025				State Unemployment	1,250.00	0.00	Federal Income Tax	1,250.00	0.00		
Payment							State Income Tax	1,250.00	0.00		
Check No.				Total Earnings:		\$95.63	Total Deductions:				\$95.63
				Total Reimbursements:		\$0.00	Total Taxes:				\$95.63
#5											
Planning Commission	Regular	1.00	250.00	Social Security Tax	250.00	15.50	Social Security Tax	250.00	15.50		
Net Amount				Medicare Tax	250.00	3.63	Medicare Tax	250.00	3.63		
Pd 12/01/2025 - 12/31/2025				State Unemployment	250.00	0.00	Federal Income Tax	250.00	0.00		
Payment							State Income Tax	250.00	0.00		
Check No.				Total Earnings:		\$19.13	Total Deductions:				\$19.13
				Total Reimbursements:		\$0.00	Total Taxes:				\$19.13

**Fairfield Town
Payroll Register
Payroll Payment - 12/01/2025 to 12/31/2025**

Employee	Earning	Hours	Amount	Benefit	Basis	Amount	Deduction	Basis	Amount
General Government Net Amount \$1,072.97 Pd 11/24/2025 - 12/07/2025 Payment 12/11/2025 Check No. ACH	Regular	47.57	1,189.25	Social Security Tax	1,389.25	86.13	Social Security Tax	1,389.25	86.13
	Holiday	8.00	200.00	Medicare Tax	1,389.25	20.14	Medicare Tax	1,389.25	20.14
				State Unemployment	1,389.25	0.00	Federal Income Tax	1,389.25	173.54
							State Income Tax	1,389.25	36.47
	Total Earnings:	55.57	\$1,389.25	Total Benefits:		\$106.27	Total Deductions:		\$316.28
	Total Reimbursements:		\$0.00	Total Taxes:		\$106.27	Total Taxes:		\$316.28
General Government Net Amount \$1,154.87 Pd 12/08/2025 - 12/21/2025 Payment 12/26/2025 Check No. ACH	Regular	59.85	1,496.25	Social Security Tax	1,496.25	92.77	Social Security Tax	1,496.25	92.77
				Medicare Tax	1,496.25	21.70	Medicare Tax	1,496.25	21.70
				State Unemployment	1,496.25	0.00	Federal Income Tax	1,496.25	184.24
							State Income Tax	1,496.25	42.67
	Total Earnings:	59.85	\$1,496.25	Total Benefits:		\$114.47	Total Deductions:		\$341.38
	Total Reimbursements:		\$0.00	Total Taxes:		\$114.47	Total Taxes:		\$341.38
Planning Commission Net Amount \$369.40 Pd 12/01/2025 - 12/31/2025 Payment 12/26/2025 Check No. ACH	Regular	2.00	400.00	Social Security Tax	400.00	24.80	Social Security Tax	400.00	24.80
				Medicare Tax	400.00	5.80	Medicare Tax	400.00	5.80
				State Unemployment	400.00	0.00	Federal Income Tax	400.00	0.00
							State Income Tax	400.00	0.00
	Total Earnings:	2.00	\$400.00	Total Benefits:		\$30.60	Total Deductions:		\$30.60
	Total Reimbursements:		\$0.00	Total Taxes:		\$30.60	Total Taxes:		\$30.60
Mayor/Council Net Amount \$323.22 Pd 12/01/2025 - 12/31/2025 Payment 12/26/2025 Check No. ACH	Regular	1.00	350.00	Social Security Tax	350.00	21.70	Social Security Tax	350.00	21.70
				Medicare Tax	350.00	5.08	Medicare Tax	350.00	5.08
				State Unemployment	350.00	0.00	Federal Income Tax	350.00	0.00
							State Income Tax	350.00	0.00
	Total Earnings:	1.00	\$350.00	Total Benefits:		\$26.78	Total Deductions:		\$26.78
	Total Reimbursements:		\$0.00	Total Taxes:		\$26.78	Total Taxes:		\$26.78

**Fairfield Town
Payroll Register**

Payroll Payment - 12/01/2025 to 12/31/2025

Employee	Earning	Hours	Amount	Benefit	Basis	Amount	Deduction	Basis	Amount
REPORT TOTALS	Regular	256.92	15,873.00	Social Security Tax	16,073.00	996.53	Social Security Tax	16,073.00	996.53
Net Amount	Holiday	8.00	200.00	Medicare Tax	16,073.00	233.10	Medicare Tax	16,073.00	233.10
				State Unemployment	13,273.00	0.00	Federal Income Tax	16,073.00	698.41
							State Income Tax	16,073.00	331.74
	Total Earnings:	264.92	\$16,073.00	Total Benefits:		\$1,229.63	Total Deductions:		\$2,259.78
	Total Reimbursements:		\$0.00	Total Taxes:		\$1,229.63	Total Taxes:		\$2,259.78

Fairfield Town
Standard Financial Report
10 General Fund - 07/01/2025 to 12/31/2025
50.00% of the fiscal year has expired

	2025 Year-End Actual	December Actual	2026 YTD Actual
Net Position			
Assets:			
Current Assets			
Cash and cash equivalents			
1117 General Checking - Bank of AF	37,047.68	(99,257.97)	68,734.45
1118 Water Checking - Bank of AF	0.00	(33,000.00)	0.00
1119 B & C Road - Bank of AF	58,865.02	(1,271.65)	55,586.33
1120 Savings - Bank of AF	(0.77)	0.00	0.00
1123 Altabank- Cemetery Fund	60.00	0.00	0.00
1130 Moreton Investment	542,468.16	92,762.33	436,790.43
Total Cash and cash equivalents	<u>638,440.09</u>	<u>(40,767.29)</u>	<u>561,111.21</u>
Receivables			
1311 Accounts receivable	261,285.85	631,102.95	631,103.41
1440 Due from other governments	65,465.02	0.00	41,017.93
Total Receivables	<u>326,750.87</u>	<u>631,102.95</u>	<u>672,121.34</u>
Total Current Assets	<u>965,190.96</u>	<u>590,335.66</u>	<u>1,233,232.55</u>
Total Assets:	<u>965,190.96</u>	<u>590,335.66</u>	<u>1,233,232.55</u>
Liabilites and Fund Equity:			
Liabilities:			
Current liabilities			
2131 Accounts payable	(15,583.70)	(2,150.00)	(2,196.25)
Total Current liabilities	<u>(15,583.70)</u>	<u>(2,150.00)</u>	<u>(2,196.25)</u>
Deferred revenue			
2600 Deferred revenue	(24,354.00)	0.00	(24,354.00)
Total Deferred revenue	<u>(24,354.00)</u>	<u>0.00</u>	<u>(24,354.00)</u>
Total Liabilities:	<u>(39,937.70)</u>	<u>(2,150.00)</u>	<u>(26,550.25)</u>
Equity - Paid In / Contributed			
2981 Fund balance	(925,253.26)	(588,185.66)	(1,206,682.30)
Total Equity - Paid In / Contributed	<u>(925,253.26)</u>	<u>(588,185.66)</u>	<u>(1,206,682.30)</u>
Total Liabilites and Fund Equity:	<u>(965,190.96)</u>	<u>(590,335.66)</u>	<u>(1,233,232.55)</u>
Total Net Position	<u>0.00</u>	<u>0.00</u>	<u>0.00</u>

Fairfield Town
Standard Financial Report
10 General Fund - 07/01/2025 to 12/31/2025
50.00% of the fiscal year has expired

	2025 Year-End Actual	December Actual	2026 YTD Actual	Annual Budget	Unearned/ Unexpended	% Earned/ Used
Change In Net Position						
Revenue:						
Taxes						
3110 General property taxes-current	27,533.19	18,057.30	29,432.90	29,500.00	67.10	99.77%
3130 General sales & use tax	63,786.81	4,556.19	33,579.88	82,000.00	48,420.12	40.95%
Total Taxes	91,320.00	22,613.49	63,012.78	111,500.00	48,487.22	56.51%
Licenses and permits						
3211 Business licenses	715.00	25.00	325.00	2,000.00	1,675.00	16.25%
3250 Penalties & Permits & Fees	350.00	0.00	25.00	400.00	375.00	6.25%
3260 Intermountain Regional Landfill	903,306.06	245,498.41	498,448.00	845,000.00	346,552.00	58.99%
3261 North Pointe Landfill	72,345.24	0.00	16,551.33	83,559.00	67,007.67	19.81%
Total Licenses and permits	976,716.30	245,523.41	515,349.33	930,959.00	415,609.67	55.36%
Intergovernmental revenue						
3339 State grants	0.00	0.00	0.00	67,200.00	67,200.00	0.00%
3341 Parks	0.00	385,605.00	385,605.00	0.00	(385,605.00)	0.00%
3356 Class C road fund allotment	74,959.31	0.00	43,579.74	58,957.00	15,377.26	73.92%
Total Intergovernmental revenue	74,959.31	385,605.00	429,184.74	126,157.00	(303,027.74)	340.20%
Charges for services						
3480 Opening/closing graves	625.00	0.00	0.00	625.00	625.00	0.00%
Total Charges for services	625.00	0.00	0.00	625.00	625.00	0.00%
Interest						
3610 Interest earnings	16.01	0.00	0.00	0.00	0.00	0.00%
3611 Investments increase (decrease)	103,410.84	15,113.14	36,673.08	85,000.00	48,326.92	43.14%
Total Interest	103,426.85	15,113.14	36,673.08	85,000.00	48,326.92	43.14%
Miscellaneous revenue						
3615 Donations, Collections, Christmas	20,967.82	6,360.00	19,010.00	21,000.00	1,990.00	90.52%
3690 Miscellaneous revenue	572.20	0.00	329.81	200.00	(129.81)	164.91%
Total Miscellaneous revenue	21,540.02	6,360.00	19,339.81	21,200.00	1,860.19	91.23%
Buildings and Grounds						
3220 Building Dept Application Fees	0.00	100.00	6,374.10	0.00	(6,374.10)	0.00%
3220.6 Building Dept Fire Inspection Fee	560.00	125.00	705.00	0.00	(705.00)	0.00%
3221 Non-business buildings, structures,	0.00	0.00	0.00	16,192.00	16,192.00	0.00%
3222 Building Dept Permits	25,658.72	0.00	19,065.58	25,287.00	6,221.42	75.40%
3223 Building Franchise Fee Revenue	0.00	0.00	1,000.00	0.00	(1,000.00)	0.00%
3224 Engineering and Surveying Fees	750.00	0.00	2,100.00	0.00	(2,100.00)	0.00%
3225 Grama Request Fees	600.00	0.00	0.00	0.00	0.00	0.00%
3481 Cemetery Revenue	0.00	0.00	0.00	3,500.00	3,500.00	0.00%
3670 Road Impact Fees	15,870.00	0.00	0.00	37,000.00	37,000.00	0.00%
Total Buildings and Grounds	43,438.72	225.00	29,244.68	81,979.00	52,734.32	35.67%
Highways and Public Improvements						
3671 Highway Improvements Engineerin	0.00	0.00	0.00	2,500.00	2,500.00	0.00%
Total Highways and Public Improvemen	0.00	0.00	0.00	2,500.00	2,500.00	0.00%
Contributions and transfers						
3890 Beginning fund balance appropriate	0.00	0.00	0.00	638,104.00	638,104.00	0.00%
Total Contributions and transfers	0.00	0.00	0.00	638,104.00	638,104.00	0.00%
Total Revenue:	1,312,026.20	675,440.04	1,092,804.42	1,998,024.00	905,219.58	54.69%
Expenditures:						
General government						
Administrative						
4103 Admin Permanent employees wag	61,729.25	3,991.25	30,576.25	70,000.00	39,423.75	43.68%
4103.1 Admin Office Manager Stipend	43,200.00	3,600.00	21,600.00	43,200.00	21,600.00	50.00%
4103.2 Admin Treasurer Stipend	16,044.25	0.00	0.00	0.00	0.00	0.00%
4103.3 Admin Treasurer Employee Wa	0.00	2,231.75	13,449.75	26,000.00	12,550.25	51.73%
4104 Admin Employee Payroll Services	131.97	0.00	0.00	6,800.00	6,800.00	0.00%
4105 Admin Employee Benefits	14,611.94	1,160.78	7,476.28	15,000.00	7,523.72	49.84%
4110 Admin Planning and Zoning Comp	250.00	0.00	0.00	0.00	0.00	0.00%
4111 Admin Books, subscriptions, mem	2,542.99	251.25	783.75	3,000.00	2,216.25	26.13%
4112 Admin Public notices	1,026.82	0.00	219.00	808.00	589.00	27.10%
4113 Admin GRAMA requests	0.00	0.00	0.00	300.00	300.00	0.00%
4114 Admin Travel	3,661.92	0.00	737.51	4,000.00	3,262.49	18.44%
4115 Admin Office expenses & supplies	3,086.14	130.47	4,495.88	5,500.00	1,004.12	81.74%

Fairfield Town
Standard Financial Report
10 General Fund - 07/01/2025 to 12/31/2025
50.00% of the fiscal year has expired

	2025 Year-End Actual	December Actual	2026 YTD Actual	Annual Budget	Unearned/ Unexpended	% Earned/ Used
4115.5 Admin Stamps	0.00	106.00	574.00	1,000.00	426.00	57.40%
4116 Admin Computer & internet expen	5,208.89	1,042.81	16,151.26	4,100.00	(12,051.26)	393.93%
4116.5 Admin IT services	5,813.74	0.00	925.10	2,000.00	1,074.90	46.26%
4120 Admin Telephone	2,014.05	295.94	1,367.82	2,000.00	632.18	68.39%
4121 Admin Interlocal contributions	1,500.00	0.00	0.00	1,500.00	1,500.00	0.00%
4122 Admin Education	1,525.00	0.00	1,193.00	3,000.00	1,807.00	39.77%
4123 Admin Rental expense	5,568.67	0.00	3,546.09	6,500.00	2,953.91	54.56%
4124 Admin Insurance	3,902.70	0.00	5,572.30	6,000.00	427.70	92.87%
4125 Admin Taxes - property	0.00	660.33	660.33	0.00	(660.33)	0.00%
4126 Admin Repairs and maintenance	40.00	0.00	356.71	500.00	143.29	71.34%
4126.5 Town Hall - Repairs and mainten	0.00	47.61	5,027.44	0.00	(5,027.44)	0.00%
4130 Admin Bank service charges	(50.49)	0.00	38.00	500.00	462.00	7.60%
4132 Admin Town codification	495.00	0.00	1,012.99	6,600.00	5,587.01	15.35%
4140 Admin Elections	321.21	0.00	0.00	2,500.00	2,500.00	0.00%
4142 Admin Food Expenditures	1,942.37	418.45	541.46	3,000.00	2,458.54	18.05%
4171 Admin Capital Outlay - Museum/To	0.00	0.00	67.30	0.00	(67.30)	0.00%
4190 State Grant Expenses	0.00	1,358.75	1,358.75	38,101.00	36,742.25	3.57%
Total Administrative	174,566.42	15,295.39	117,730.97	251,909.00	134,178.03	46.74%
Buildings and grounds						
4127 Admin Bldg Permit fee state surch	117.01	0.00	0.00	200.00	200.00	0.00%
4141 Admin Survey and Engineering	11,470.50	9,089.00	21,613.35	6,440.00	(15,173.35)	335.61%
4154 Admin Inspections & plan reviews	266.75	0.00	0.00	0.00	0.00	0.00%
4169 Cemetery Expense	3,664.04	(1,000.00)	3,457.08	100,000.00	96,542.92	3.46%
4169.2 Cemetery Wages	0.00	1,200.00	1,200.00	2,400.00	1,200.00	50.00%
4180 Building Dept - Surveyor Expense	46.25	0.00	2,100.00	0.00	(2,100.00)	0.00%
4181 Building Dept - Engineering Expen	16,988.80	0.00	332.50	30,000.00	29,667.50	1.11%
4182 Building Dept - Legal Expenses	1,033.87	0.00	0.00	2,000.00	2,000.00	0.00%
4183 Building Dept - Inspections/Plan R	5,880.00	0.00	11,974.78	6,000.00	(5,974.78)	199.58%
4187 Building Dept - Master Site Plan	0.00	0.00	0.00	500.00	500.00	0.00%
4188 Building Dept - Preliminary Site PI	0.00	0.00	0.00	500.00	500.00	0.00%
Total Buildings and grounds	39,467.22	9,289.00	40,677.71	148,040.00	107,362.29	27.48%
Planning and zoning						
4155 Planning and Zoning	642.38	0.00	0.00	5,000.00	5,000.00	0.00%
4156 Planning and Zoning - Stipend	17,850.00	1,400.00	8,400.00	16,800.00	8,400.00	50.00%
4157 Planning and Zoning General Plan	56,113.35	0.00	989.65	1,000.00	10.35	98.97%
4158 Town Council- Misc	166.15	0.00	0.00	200.00	200.00	0.00%
Total Planning and zoning	74,771.88	1,400.00	9,389.65	23,000.00	13,610.35	40.82%
Professional Services						
4117 Admin Pelorus Software	7,828.10	1,700.00	3,400.00	5,100.00	1,700.00	66.67%
4118 Admin Copier Service and Mainten	1,063.42	502.31	3,014.93	2,000.00	(1,014.93)	150.75%
4133 Admin Website	3,215.00	0.00	0.00	4,000.00	4,000.00	0.00%
4134 Admin Accounting & auditing	4,000.00	0.00	0.00	7,500.00	7,500.00	0.00%
4136 Admin Consulting services	0.00	0.00	0.00	8,500.00	8,500.00	0.00%
4139 Admin Legal	44,843.50	14,726.00	50,109.60	70,000.00	19,890.40	71.59%
Total Professional Services	60,950.02	16,928.31	56,524.53	97,100.00	40,575.47	58.21%
Total General government	349,755.54	42,912.70	224,322.86	520,049.00	295,726.14	43.13%
Public safety						
4149 Code Enforcement	0.00	0.00	0.00	8,100.00	8,100.00	0.00%
4150 Animal services	0.00	0.00	1,170.00	0.00	(1,170.00)	0.00%
4151 Police Contracted services	22,443.23	1,945.00	11,670.00	20,000.00	8,330.00	58.35%
4152 Fire Contracted services	2,135.00	0.00	0.00	2,500.00	2,500.00	0.00%
4153 Emergency dispatch	4,906.46	1,384.71	2,669.98	4,100.00	1,430.02	65.12%
4153.5 Everbridge	28.94	0.00	0.00	35.00	35.00	0.00%
Total Public safety	29,513.63	3,329.71	15,509.98	34,735.00	19,225.02	44.65%
City Council						
4000 City Council Stipend	19,550.00	1,400.00	8,400.00	16,800.00	8,400.00	50.00%
4010 Mayor Stipend	6,600.00	550.00	3,300.00	6,600.00	3,300.00	50.00%
4169.1 Cemetery Board	0.00	0.00	0.00	9,150.00	9,150.00	0.00%
Total City Council	26,150.00	1,950.00	11,700.00	32,550.00	20,850.00	35.94%
Highways and public improvements						
Roads						
4137 Admin Street Signs	0.00	896.60	1,604.31	3,000.00	1,395.69	53.48%

Fairfield Town
Standard Financial Report
10 General Fund - 07/01/2025 to 12/31/2025
50.00% of the fiscal year has expired

	2025 Year-End Actual	December Actual	2026 YTD Actual	Annual Budget	Unearned/ Unexpended	% Earned/ Used
4161 Roads Repairs & maintenance	56,937.46	46.78	55,691.64	100,000.00	44,308.36	55.69%
4162 Engineering Expenses	4,102.50	0.00	0.00	6,000.00	6,000.00	0.00%
4163 Roads Snowplow - Fuel, maint & r	367.20	375.05	375.05	2,000.00	1,624.95	18.75%
4165 Roads Weed Control	193.40	0.00	0.00	500.00	500.00	0.00%
4166.5 Roads Contracted Stipend	10,800.00	900.00	5,400.00	10,800.00	5,400.00	50.00%
Total Roads	72,400.56	2,218.43	63,071.00	122,300.00	59,229.00	51.57%
Sanitation						
4191 Trash collection	11,301.42	392.50	4,407.35	10,000.00	5,592.65	44.07%
Total Sanitation	11,301.42	392.50	4,407.35	10,000.00	5,592.65	44.07%
Total Highways and public improvemen	83,701.98	2,610.93	67,478.35	132,300.00	64,821.65	51.00%
Parks, recreation, and public property						
Parks						
4167 Community events	6,599.77	0.00	0.00	6,000.00	6,000.00	0.00%
4167.3 Christmas Events	42,257.52	30,692.04	39,621.28	39,641.00	19.72	99.95%
4167.5 Christmas Town Donations	2,750.00	4,859.00	3,359.00	3,359.00	0.00	100.00%
4173 Parks and Improvment	0.00	0.00	443,855.00	750,000.00	306,145.00	59.18%
4174 Parks and Publice Improv Stipend	11,550.00	900.00	5,400.00	10,800.00	5,400.00	50.00%
Total Parks	63,157.29	36,451.04	492,235.28	809,800.00	317,564.72	60.78%
Total Parks, recreation, and public prop	63,157.29	36,451.04	492,235.28	809,800.00	317,564.72	60.78%
Miscellaneous						
4193 Other miscellaneous supplies	0.00	0.00	0.00	1,000.00	1,000.00	0.00%
4193.5 Cards and Flowers	0.00	0.00	128.91	500.00	371.09	25.78%
4202 Donations, fees, collections for Co	160.87	0.00	0.00	500.00	500.00	0.00%
4203 Sub for Santa	4,172.82	0.00	0.00	500.00	500.00	0.00%
Total Miscellaneous	4,333.69	0.00	128.91	2,500.00	2,371.09	5.16%
Transfers						
4197 Transfer to Capital Projects	0.00	0.00	0.00	431,090.00	431,090.00	0.00%
4198 Transfer to water fund	565,000.00	0.00	0.00	35,000.00	35,000.00	0.00%
Total Transfers	565,000.00	0.00	0.00	466,090.00	466,090.00	0.00%
Total Expenditures:	1,121,612.13	87,254.38	811,375.38	1,998,024.00	1,186,648.62	40.61%
Total Change In Net Position	190,414.07	588,185.66	281,429.04	0.00	(281,429.04)	0.00%

Fairfield Town
Standard Financial Report
41 Capital Projects - 07/01/2025 to 12/31/2025
50.00% of the fiscal year has expired

	2025 Year-End Actual	December Actual	2026 YTD Actual
Net Position			
Assets:			
Current Assets			
Cash and cash equivalents			
1111 Checking	463.93	77,649.19	0.00
1122 Altabank- Road Impact Fee	29,210.00	0.00	29,210.00
1130 Moreton Investment	1,544,000.00	(77,649.19)	836,350.81
Total Cash and cash equivalents	<u>1,573,673.93</u>	<u>0.00</u>	<u>865,560.81</u>
Total Current Assets	<u>1,573,673.93</u>	<u>0.00</u>	<u>865,560.81</u>
Total Assets:	<u>1,573,673.93</u>	<u>0.00</u>	<u>865,560.81</u>
Liabilites and Fund Equity:			
Equity - Paid In / Contributed			
2981 Fund Balance	(1,573,673.93)	0.00	(865,560.81)
Total Equity - Paid In / Contributed	<u>(1,573,673.93)</u>	<u>0.00</u>	<u>(865,560.81)</u>
Total Liabilites and Fund Equity:	<u>(1,573,673.93)</u>	<u>0.00</u>	<u>(865,560.81)</u>
Total Net Position	<u>0.00</u>	<u>0.00</u>	<u>0.00</u>

Fairfield Town
Standard Financial Report
41 Capital Projects - 07/01/2025 to 12/31/2025
50.00% of the fiscal year has expired

	2025 Year-End Actual	December Actual	2026 YTD Actual	Annual Budget	Unearned/ Unexpended	% Earned/ Used
Change In Net Position						
Revenue:						
Contributions and transfers						
3810 Transfer from General Fund	0.00	0.00	0.00	431,090.00	431,090.00	0.00%
3910 Appropriation of fund balance	0.00	0.00	0.00	238,910.00	238,910.00	0.00%
Total Contributions and transfers	0.00	0.00	0.00	670,000.00	670,000.00	0.00%
Total Revenue:	0.00	0.00	0.00	670,000.00	670,000.00	0.00%
Expenditures:						
Miscellaneous						
4149 Admin Capital outlay	0.00	0.00	708,113.12	670,000.00	(38,113.12)	105.69%
Total Miscellaneous	0.00	0.00	708,113.12	670,000.00	(38,113.12)	105.69%
Transfers						
4851 Transfer to Water Fund	294,777.17	0.00	0.00	0.00	0.00	0.00%
4910 Budgeted increase in fund balance	0.00	0.00	0.00	0.00	0.00	0.00%
Total Transfers	294,777.17	0.00	0.00	0.00	0.00	0.00%
Total Expenditures:	294,777.17	0.00	708,113.12	670,000.00	(38,113.12)	105.69%
Total Change In Net Position	(294,777.17)	0.00	(708,113.12)	0.00	708,113.12	0.00%

Fairfield Town
Standard Financial Report
51 Water Fund - 07/01/2025 to 12/31/2025
50.00% of the fiscal year has expired

	2025 Year-End Actual	December Actual	2026 YTD Actual
Net Position			
Assets:			
Current Assets			
Cash and cash equivalents			
1117 General Checking - Bank of AF	0.00	(35,029.31)	(50,568.35)
1118 Water Checking - Bank of AF	14,031.60	33,165.40	3,219.45
1125 Altabank- Water Impact Fee	728.00	0.00	728.00
Total Cash and cash equivalents	<u>14,759.60</u>	<u>(1,863.91)</u>	<u>(46,620.90)</u>
Receivables			
1311 Accounts receivable	705.64	(1,565.54)	(149.19)
1341 Grant receivable	26,708.25	0.00	0.00
Total Receivables	<u>27,413.89</u>	<u>(1,565.54)</u>	<u>(149.19)</u>
Total Current Assets	<u>42,173.49</u>	<u>(3,429.45)</u>	<u>(46,770.09)</u>
Non-Current Assets			
Capital assets			
Property			
1611 Land and easements	4,700.00	0.00	4,700.00
1612 Water rights	112,608.00	0.00	112,608.00
1621 Buildings	6,304.17	0.00	6,304.17
1641 Water system 10yr	92,600.00	0.00	92,600.00
1643 Water system 30yr	2,376,446.78	0.00	2,376,446.78
1644 Water system 40yr	77,004.00	0.00	77,004.00
Total Property	<u>2,669,662.95</u>	<u>0.00</u>	<u>2,669,662.95</u>
Accumulated depreciation			
1721 AccDepn Buildings	(2,206.68)	(26.27)	(2,364.30)
1741 AccDepn Water system	(458,469.30)	(7,283.33)	(502,169.28)
Total Accumulated depreciation	<u>(460,675.98)</u>	<u>(7,309.60)</u>	<u>(504,533.58)</u>
Total Capital assets	<u>2,208,986.97</u>	<u>(7,309.60)</u>	<u>2,165,129.37</u>
Total Non-Current Assets	<u>2,208,986.97</u>	<u>(7,309.60)</u>	<u>2,165,129.37</u>
Total Assets:	<u>2,251,160.46</u>	<u>(10,739.05)</u>	<u>2,118,359.28</u>
Liabilites and Fund Equity:			
Liabilities:			
Current liabilities			
2131 Accounts payable	(50,834.02)	0.00	0.00
2330 Customer deposits	(100.00)	0.00	(100.00)
Total Current liabilities	<u>(50,934.02)</u>	<u>0.00</u>	<u>(100.00)</u>
Long-term liabilities			
2510 2016 Loans	(438,000.00)	0.00	(419,000.00)
Total Long-term liabilities	<u>(438,000.00)</u>	<u>0.00</u>	<u>(419,000.00)</u>
Total Liabilities:	<u>(488,934.02)</u>	<u>0.00</u>	<u>(419,100.00)</u>
Equity - Paid In / Contributed			
2981 Retained earnings	(1,762,226.44)	10,739.05	(1,699,259.28)
Total Equity - Paid In / Contributed	<u>(1,762,226.44)</u>	<u>10,739.05</u>	<u>(1,699,259.28)</u>
Total Liabilites and Fund Equity:	<u>(2,251,160.46)</u>	<u>10,739.05</u>	<u>(2,118,359.28)</u>
Total Net Position	<u>0.00</u>	<u>0.00</u>	<u>0.00</u>

Fairfield Town
Standard Financial Report
51 Water Fund - 07/01/2025 to 12/31/2025
50.00% of the fiscal year has expired

	2025 Year-End Actual	December Actual	2026 YTD Actual	Annual Budget	Unearned/ Unexpended	% Earned/ Used
Income or Expense						
Income From Operations:						
Operating income						
5140 Culinary income	28,820.25	1,721.00	15,727.50	32,000.00	16,272.50	49.15%
5150 Connection Fees	50.00	0.00	1,135.00	0.00	(1,135.00)	0.00%
5410 Late penalties and fees	100.00	0.00	125.00	100.00	(25.00)	125.00%
5610 Interest income	110.00	0.00	0.00	0.00	0.00	0.00%
Total Operating income	29,080.25	1,721.00	16,987.50	32,100.00	15,112.50	52.92%
Operating expense						
6110 Culinary operator stipend	10,800.00	900.00	5,400.00	10,800.00	5,400.00	50.00%
6113 Employee taxes and benefits	826.20	68.85	413.10	800.00	386.90	51.64%
6121 Dues	401.60	0.00	0.00	500.00	500.00	0.00%
6128 Utilities	3,009.43	249.60	1,683.26	2,600.00	916.74	64.74%
6131 Professional fees	1,237.50	287.50	1,387.50	3,000.00	1,612.50	46.25%
6132 Water Engineering	9,528.00	2,459.50	8,358.25	13,000.00	4,641.75	64.29%
6133 Water Inspections	0.00	0.00	0.00	7,832.00	7,832.00	0.00%
6134 Water & Sewer Master Plan expens	47,115.42	960.00	12,448.00	0.00	(12,448.00)	0.00%
6141 Repairs and maintenance	5,792.54	0.00	4,710.95	280,000.00	275,289.05	1.68%
6142 Chlorine	0.00	0.00	0.00	500.00	500.00	0.00%
6143 Monthly water tests	168.00	24.00	72.00	150.00	78.00	48.00%
6144 Water tests - other	275.00	0.00	1,441.00	300.00	(1,141.00)	480.33%
6161 Bank service charges	36.78	0.00	(18.00)	0.00	18.00	0.00%
6169 Depreciation expense	72,120.83	7,309.60	43,857.60	54,000.00	10,142.40	81.22%
6170 Improvements	0.00	201.00	201.00	0.00	(201.00)	0.00%
Total Operating expense	151,311.30	12,460.05	79,954.66	373,482.00	293,527.34	21.41%
Total Income From Operations:	(122,231.05)	(10,739.05)	(62,967.16)	(341,382.00)	(278,414.84)	18.44%
Non-Operating Items:						
Non-operating income						
5510 Grant income	26,708.25	0.00	0.00	0.00	0.00	0.00%
5710 Miscellaneous Non-Operating Inco	50.00	0.00	0.00	0.00	0.00	0.00%
5810 Transfers from general fund	565,000.00	0.00	0.00	35,000.00	35,000.00	0.00%
5841 Transfers from capital projects fund	294,777.17	0.00	0.00	0.00	0.00	0.00%
Total Non-operating income	886,535.42	0.00	0.00	35,000.00	35,000.00	0.00%
Total Non-Operating Items:	886,535.42	0.00	0.00	35,000.00	35,000.00	0.00%
Total Income or Expense	764,304.37	(10,739.05)	(62,967.16)	(306,382.00)	(243,414.84)	20.55%

Fairfield Town
Standard Financial Report
91 General Fixed Assets - 07/01/2025 to 12/31/2025
50.00% of the fiscal year has expired

	2025 Year-End Actual	December Actual	2026 YTD Actual
Net Position			
Assets:			
Non-Current Assets			
Capital assets			
Work in Process			
1601 Construcion in progress	57,820.00	0.00	101,148.09
Total Work in Process	<u>57,820.00</u>	<u>0.00</u>	<u>101,148.09</u>
Property			
1611 Land	130,226.15	0.00	795,078.48
1631.10 Improvements other than bldg	156,287.96	0.00	156,287.96
1631.30 Improvements other than bldg	256,928.40	0.00	256,928.40
1661 Machinery and equipment	11,465.00	0.00	11,465.00
Total Property	<u>554,907.51</u>	<u>0.00</u>	<u>1,219,759.84</u>
Accumulated depreciation			
1731 AccDpn Improvements other than	(142,323.23)	0.00	(142,323.23)
1761 AccDpn Machinery and equipme	(9,743.88)	0.00	(9,743.88)
Total Accumulated depreciation	<u>(152,067.11)</u>	<u>0.00</u>	<u>(152,067.11)</u>
Total Capital assets	<u>460,660.40</u>	<u>0.00</u>	<u>1,168,840.82</u>
Total Non-Current Assets	<u>460,660.40</u>	<u>0.00</u>	<u>1,168,840.82</u>
Total Assets:	<u>460,660.40</u>	<u>0.00</u>	<u>1,168,840.82</u>
Liabilites and Fund Equity:			
Equity - Paid In / Contributed			
2971.1 Invested in capital assets	(612,727.51)	0.00	(1,320,907.93)
2972 Total depreciation charged	152,067.11	0.00	152,067.11
Total Equity - Paid In / Contributed	<u>(460,660.40)</u>	<u>0.00</u>	<u>(1,168,840.82)</u>
Total Liabilites and Fund Equity:	<u>(460,660.40)</u>	<u>0.00</u>	<u>(1,168,840.82)</u>
Total Net Position	<u>0.00</u>	<u>0.00</u>	<u>0.00</u>

**Fairfield Town
Bank Reconciliation Summary
All Bank Accounts - 12/31/2025**

Bank Account	Start Date	End Date	Bank Statement Balance	Calculated Book Balance	General Ledger Balance
1 General Alta Bank - Checking 5193	12/01/2025	12/31/2025	\$65,866.64	\$18,166.10	\$18,166.10
2 Water Alta Bank- Checking 5201	12/01/2025	12/31/2025	\$6,441.05	\$3,219.45	\$3,219.45
3 B & C Road Fund Alta Bank 5219	12/01/2025	12/31/2025	\$56,857.98	\$55,586.33	\$55,586.33
4 Savings Alta Bank 7099	12/01/2025	12/31/2025	\$0.00	\$0.00	\$0.00
Altabank- Road Impact Fee 0483	12/01/2025	12/31/2025	\$29,210.00	\$29,210.00	\$29,210.00
Altabank- Water Impact Fee 0475	12/01/2025	12/31/2025	\$728.00	\$728.00	\$728.00
Altabank- Cemetery Fund 0491	12/01/2025	12/31/2025	\$0.00	\$0.00	\$0.00
Moreton Investment	12/01/2025	12/31/2025	\$1,273,141.24	\$1,273,141.24	\$1,273,141.24
Altabank- Capital Fund	05/01/2021	07/31/2021	\$0.00	\$0.00	\$0.00
			\$1,432,244.91	\$1,380,051.12	\$1,380,051.12

Fairfield Town
Check Register
All Bank Accounts - 12/01/2025 to 12/31/2025

Payee Name	Reference Number	Invoice Number	Invoice Ledger Date	Payment Date	Amount	Description	Ledger Account	Activity Code
Adobe	DC6324	251218	12/18/2025	12/18/2025	5.36	AI Assistant for Acrobat - Annual Plan, Paid Monthly	104116 - Admin Computer & internet ex	
Adobe	DC6324	251218	12/18/2025	12/18/2025	21.46	Adobe Acrobat Pro - Annual Plan, Paid Monthly	104116 - Admin Computer & internet ex	
					<u>\$26.82</u>			
					<u>\$26.82</u>			
Amazon.com	DC5290	251201	12/01/2025	12/01/2025	576.19	Sidewalk Signboards	104167.3 - Christmas Events	
Amazon.com	DC5290	251201-2	12/01/2025	12/01/2025	141.66	LED Sianta Hats	104167.3 - Christmas Events	
Amazon.com	DC5290	251203	12/03/2025	12/03/2025	92.58	LED Bumpy Rings	104167.3 - Christmas Events	
Amazon.com	DC7626	251208	12/08/2025	12/08/2025	-73.75	Amazon returns	104115 - Admin Office expenses & sup	
Amazon.com	DC7626	251223	12/23/2025	12/23/2025	41.45	HP Ink	104115 - Admin Office expenses & sup	
Amazon.com	DC7626	251229	12/29/2025	12/29/2025	42.97	Dry Erase Calendar	104115 - Admin Office expenses & sup	
					<u>\$821.10</u>			
Assured Direct Mail	DC6324	251201	12/01/2025	12/01/2025	679.99	Christmas	104167.3 - Christmas Events	
					<u>\$679.99</u>			
Badger Meter Services	540	80217863	12/02/2025	12/29/2025	38.22	Services for Nov 2025	516128 - Utilities	
Badger Meter Services	540	80221161	12/29/2025	12/29/2025	38.22	Cellular	516128 - Utilities	
					<u>\$76.44</u>			
Best, Kolby	1384	Christmas help 20	12/08/2025	12/08/2025	250.00	Christmas Help 2025	104167.3 - Christmas Events	
					<u>\$250.00</u>			
Bithell, Cindy	1387	Christmas Help 2	12/08/2025	12/08/2025	250.00	Christmas Help 2025	104167.3 - Christmas Events	
					<u>\$250.00</u>			
Blue Stakes of Utah 811	1410	UT202503210	12/02/2025	12/29/2025	211.25	Membership Activation fee	104111 - Admin Books, subscriptions,	
					<u>\$211.25</u>			
Bowen Collins	1411	40025	12/02/2025	12/29/2025	960.00	Sewer Master Plan	516134 - Water & Sewer Master Plan e	
Bowen Collins	1411	40026	12/02/2025	12/29/2025	1,157.75	Water Model and master plan	104190 - State Grant Expenses	
Bowen Collins	1411	40205	12/15/2025	12/29/2025	201.00	Water Model and master plan	104190 - State Grant Expenses	
Bowen Collins	541	40206	12/15/2025	12/29/2025	201.00	Jason Densley plan review	516132 - Water Engineering	
Bowen Collins	541	40207	12/15/2025	12/29/2025	201.00	Water Rights/Water shares	516132 - Water Engineering	
Bowen Collins	541	40208	12/15/2025	12/29/2025	201.00	North water line	516170 - Improvements	
					<u>\$2,921.75</u>			
Bowen, Ben	1379	Christmas help 20	12/08/2025	12/08/2025	250.00	Christmas help 2025	104167.3 - Christmas Events	
					<u>\$250.00</u>			
Cedar Valley Automotive	146	18082	12/11/2025	12/29/2025	375.05	Snowplow tune-up	104163 - Roads Snowplow - Fuel, main	
					<u>\$375.05</u>			
Central Utah 911	1412	1306	12/29/2025	12/29/2025	1,384.71	Payroll Cost/Fixed Costs	104153 - Emergency dispatch	
					<u>\$1,384.71</u>			
Clark, Marti	1381	Christmas help 20	12/08/2025	12/08/2025	250.00	Christmas help 2025	104167.3 - Christmas Events	
					<u>\$250.00</u>			

**Fairfield Town
Check Register**

All Bank Accounts - 12/01/2025 to 12/31/2025

Payee Name	Reference Number	Invoice Number	Invoice Ledger Date	Payment Date	Amount	Description	Ledger Account	Activity Code
Clark, Rylee	1383	Christmas help 20	12/08/2025	12/08/2025	250.00	Christmas help 2025	104167.3 - Christmas Events	
					\$250.00			
Curtis, Jeffery	1374	Christmas Help20	12/08/2025	12/08/2025	250.00	Christmas Help 2025	104167.3 - Christmas Events	
					\$250.00			
Curtis, Paxton	1375	Christmas help 20	12/08/2025	12/08/2025	250.00	Christmas help 2025	104167.3 - Christmas Events	
					\$250.00			
Dansie, Layne	1400	Christmas2025!	12/06/2025	12/06/2025	1,000.00	Christmas 2025	104167.3 - Christmas Events	
					\$1,000.00			
Despain, Allan	1396	Christmas help 20	12/08/2025	12/08/2025	250.00	Christmas help2025	104167.3 - Christmas Events	
					\$250.00			
Forebush, Mason	1380	Christmas help 20	12/08/2025	12/08/2025	250.00	Christmas help 2025	104167.3 - Christmas Events	
					\$250.00			
Frontier Middle School	1407	Christmas 2025 B	12/17/2025	12/17/2025	800.00	Christmas Donations for local Children	104167.5 - Christmas Town Donations	
Frontier Middle School	1403	Christmas2025	12/12/2025	12/12/2025	1,200.00	Pantry Supplies & Christmas Donation	104167.5 - Christmas Town Donations	
					\$2,000.00			
Google.com/ Google Inc	DC7626	251202	12/02/2025	12/02/2025	259.69	Suite Workspace	104116 - Admin Computer & internet ex	
					\$259.69			
Grammarly	DC7626	251230	12/30/2025	12/30/2025	139.95	Grammar software	104116 - Admin Computer & internet ex	
					\$139.95			
Hayes Godfrey Bell, P.C.	1413	12549	12/11/2025	12/29/2025	14,726.00	Legal	104139 - Admin Legal	
					\$14,726.00			
Hernandez, Yanin	1391	Christmas help 20	12/08/2025	12/08/2025	250.00	Christmas help 2025	104167.3 - Christmas Events	
					\$250.00			
Internal Revenue Service	EFT	PR120725-760	12/11/2025	12/11/2025	86.86	Medicare Tax	102221 - Accrued SS, MC & FWT paya	
Internal Revenue Service	EFT	PR120725-760	12/11/2025	12/11/2025	182.71	Federal Income Tax	102221 - Accrued SS, MC & FWT paya	
Internal Revenue Service	EFT	PR120725-760	12/11/2025	12/11/2025	371.44	Social Security Tax	102221 - Accrued SS, MC & FWT paya	
					\$641.01			
Internal Revenue Service	EFT	PR122125-760	12/26/2025	12/26/2025	93.60	Medicare Tax	102221 - Accrued SS, MC & FWT paya	
Internal Revenue Service	EFT	PR122125-760	12/26/2025	12/26/2025	184.24	Federal Income Tax	102221 - Accrued SS, MC & FWT paya	
Internal Revenue Service	EFT	PR122125-760	12/26/2025	12/26/2025	400.22	Social Security Tax	102221 - Accrued SS, MC & FWT paya	
					\$678.06			
Internal Revenue Service	EFT	PR123125-760	12/26/2025	12/26/2025	285.74	Medicare Tax	102221 - Accrued SS, MC & FWT paya	
Internal Revenue Service	EFT	PR123125-760	12/26/2025	12/26/2025	331.46	Federal Income Tax	102221 - Accrued SS, MC & FWT paya	
Internal Revenue Service	EFT	PR123125-760	12/26/2025	12/26/2025	1,221.40	Social Security Tax	102221 - Accrued SS, MC & FWT paya	
					\$1,838.60			
					\$3,157.67			
JUB Engineers, INC	1405	0188903	12/11/2025	12/11/2025	2,510.50	Engineering	104141 - Admin Survey and Engineerin	
JUB Engineers, INC	1405	0189167	12/11/2025	12/11/2025	3,526.00	Engineering	104141 - Admin Survey and Engineerin	
					\$6,036.50			

**Fairfield Town
Check Register
All Bank Accounts - 12/01/2025 to 12/31/2025**

Payee Name	Reference Number	Invoice Number	Invoice Ledger Date	Payment Date	Amount	Description	Ledger Account	Activity Code
Lehi Bakery	DC6324	251201	12/01/2025	12/01/2025	393.98	Donuts	104142 - Admin Food Expenditures	
					\$393.98			
Les Olson Company	1414	EA1622411	12/02/2025	12/29/2025	320.96	quarterly Billing	104118 - Admin Copier Service and Mai	
Les Olson Company	1414	MNS61404	12/02/2025	12/29/2025	181.35	Printer software and Support	104118 - Admin Copier Service and Mai	
Les Olson Company	1414	MNS62464	12/22/2025	12/29/2025	616.35	Printer software and Support	104116 - Admin Computer & internet ex	
Les Olson Company	1414	TEL61400	12/02/2025	12/29/2025	67.97	Telephone	104120 - Admin Telephone	
Les Olson Company	1414	Tel62447	12/22/2025	12/29/2025	67.97	Office telephones	104120 - Admin Telephone	
					\$1,254.60			
Marco, Jen	1401	Christmas2025	12/06/2025	12/06/2025	500.00	Christmas 2025	104167.3 - Christmas Events	
					\$500.00			
Martinez, Fabiola	1394	Christmas help 20	12/08/2025	12/08/2025	250.00	Christmas help 2025	104167.3 - Christmas Events	
					\$250.00			
Martinez, Jazmin	1390	Christmas help20	12/08/2025	12/08/2025	250.00	Christmas Help 2025	104167.3 - Christmas Events	
					\$250.00			
Mckinney, Baylle	1378	Christmas help 20	12/05/2025	12/05/2025	250.00	Christmas help 2025	104167.3 - Christmas Events	
					\$250.00			
					\$250.00			
					60.00	Cell Phone Dec 2025	104120 - Admin Telephone	
					20.00	CHat GPT Dec 2025	104111 - Admin Books, subscriptions,	
					20.00	Zoom Dec 2025	104111 - Admin Books, subscriptions,	
					\$100.00			
Mckinney, Leila	1377	Christmas Help	12/08/2025	12/08/2025	250.00	Christmas help 2025	104167.3 - Christmas Events	
					\$250.00			
Mckinney, Tristan	1376	Christmas help 20	12/05/2025	12/05/2025	250.00	Christmas Help 2025	104167.3 - Christmas Events	
					\$250.00			
McNeil Engineering	542	89205	12/02/2025	12/29/2025	2,057.50	Bradshaw Loop Line	516132 - Water Engineering	
McNeil Engineering	1416	89206	12/02/2025	12/29/2025	832.50	Christensen Street Vacation	104141 - Admin Survey and Engineerin	
McNeil Engineering	1416	89212	12/02/2025	12/29/2025	2,220.00	General Services	104141 - Admin Survey and Engineerin	
					\$5,110.00			
Miller, Lyod Bryant	543	294312	12/29/2025	12/29/2025	287.50	Testing Hours	516131 - Professional fees	
					\$287.50			
MoBettahs	DC7626	251218	12/18/2025	12/18/2025	24.47	Lunch for Codi and Stephanie	104142 - Admin Food Expenditures	
					\$24.47			
Moulton, Brian Dewey	1389	Chrstitmas help 20	12/08/2025	12/08/2025	250.00	Christmas help2025	104167.3 - Christmas Events	
					\$250.00			
Open Sky Productions LLC	1417	1857	12/11/2025	12/29/2025	6,250.00	Drone Show	104167.3 - Christmas Events	
					\$6,250.00			

#2
#2
#2

**Fairfield Town
Check Register
All Bank Accounts - 12/01/2025 to 12/31/2025**

Payee Name	Reference Number	Invoice Number	Invoice Ledger Date	Payment Date	Amount	Description	Ledger Account	Activity Code
Ovellana, Gorge Lois Orellana	1393	Christmas Help 2	12/08/2025	12/08/2025	250.00	Christmas help 2025	104167.3 - Christmas Events	
Reed's Landscaping/Maintenance,	1418	66	12/11/2025	12/29/2025	13,294.75	Installing and Take down of Christmas lights	104167.3 - Christmas Events	
					\$13,294.75			
Richards Laboratories of Utah	544	117309	12/11/2025	12/29/2025	12.00	testing	516143 - Monthly water tests	
Richards Laboratories of Utah	544	117539	12/29/2025	12/29/2025	12.00	testing	516143 - Monthly water tests	
					\$24.00			
Riverton Hardware	DC2518	251229	12/29/2025	12/29/2025	46.78		104161 - Roads Repairs & maintenanc	
					\$46.78			
Rocky Mountain Power	545	Dec Pump	12/29/2025	12/29/2025	26.61	Dec Pump	516128 - Utilities	
Rocky Mountain Power	545	Dec Tank 2025	12/29/2025	12/29/2025	146.55	Dec Tank	516128 - Utilities	
Rocky Mountain Power	1419	Town Hall Dec	12/22/2025	12/29/2025	47.61	Town Hall	104126.5 - Town Hall - Repairs and mai	
					\$220.77			
Rodriges, Jimmy Joe	1395	Christmas help 20	12/08/2025	12/08/2025	250.00	Christmas help	104167.3 - Christmas Events	
					\$250.00			
Rodriguez, Maria	1392	Christmas Help 2	12/08/2025	12/08/2025	250.00	Christmas help 2025	104167.3 - Christmas Events	
					\$250.00			
Safety Supply & Sign Co. Inc.	147	196300	12/11/2025	12/29/2025	419.88	Sign parts	104137 - Admin Street Signs	
Safety Supply & Sign Co. Inc.	147	196395	12/11/2025	12/29/2025	476.72	Signs	104137 - Admin Street Signs	
					\$896.60			
Sage Canyon Middle School - Couns	1408	Christmas Donati	12/17/2025	12/17/2025	1,000.00	Christmas Donation	104167.5 - Christmas Town Donations	
					\$1,000.00			
	1420	Cell Dec 2025	12/29/2025	12/29/2025	100.00	Cell Phone Dec 2025	104120 - Admin Telephone	
					\$100.00			
Soper, Erin	1382	Christmas help 20	12/08/2025	12/08/2025	250.00	Christmas help 2025	104167.3 - Christmas Events	
					\$250.00			
Stewart, Joel	1373	Santa 2025	12/05/2025	12/05/2025	300.00	Santa for Christmas in the Sky	104167.3 - Christmas Events	
					\$300.00			
Taylor, Amy	1409	Christmas 2025	12/17/2025	12/17/2025	1,859.00	Christmas Donation for local children	104167.5 - Christmas Town Donations	
					\$1,859.00			
The Yard Dumpster	1421	7111	12/11/2025	12/29/2025	392.50	Dumpster	104191 - Trash collection	
					\$392.50			
Tribute Nation, LLC	1399	Christmas2025	12/06/2025	12/06/2025	1,500.00	Christmas 2025	104167.3 - Christmas Events	
					\$1,500.00			
USPS	DC7626	251212	12/12/2025	12/12/2025	106.62	Plastic Dividers, Envelopes	104115 - Admin Office expenses & sup	
USPS	DC7626	251223	12/23/2025	12/23/2025	106.00	12 Month PO Box 271	104115.5 - Admin Stamps	
					\$212.62			

Fairfield Town
Check Register

All Bank Accounts - 12/01/2025 to 12/31/2025

Payee Name	Reference Number	Invoice Number	Invoice Ledger Date	Payment Date	Amount	Description	Ledger Account	Activity Code
Utah County	DC7626	251203	12/03/2025	12/03/2025	3.95	Utah County Real Property - Processing Fee	104125 - Admin Taxes - property	
Utah County	DC7626	251203	12/03/2025	12/03/2025	656.38	Utah County Real Property	104125 - Admin Taxes - property	
					<u>\$660.33</u>			
					<u>\$660.33</u>			
Utah County Auditor	1422	64781	12/15/2025	12/29/2025	1,945.00	Law Enforcement	104151 - Police Contracted services	
					<u>\$1,945.00</u>			
Utah State Tax Commission	EFT	PR120725-17	12/11/2025	12/11/2025	64.60	State Income Tax	102222 - Accrued state withholding pay	
Utah State Tax Commission	EFT	PR122125-17	12/26/2025	12/26/2025	55.76	State Income Tax	102222 - Accrued state withholding pay	
Utah State Tax Commission	EFT	PR123125-17	12/26/2025	12/26/2025	211.38	State Income Tax	102222 - Accrued state withholding pay	
					<u>\$331.74</u>			
Wal-Mart	DC7626	251206	12/06/2025	12/06/2025	85.83	Glow in the dark necklaces	104167.3 - Christmas Events	
Wal-Mart	DC7626	251207	12/07/2025	12/07/2025	71.04	Glow in the dark necklaces	104167.3 - Christmas Events	
Wal-Mart	DC7626	251211	12/11/2025	12/11/2025	13.18	Sticky wall stuff/plug refill	104115 - Admin Office expenses & sup	
					<u>\$170.05</u>			
Weber, Camille	1386	Christmas help 20	12/08/2025	12/08/2025	250.00	Christmas help	104167.3 - Christmas Events	
					<u>\$250.00</u>			
Weber, Madison	1385	Christmas Help 2	12/08/2025	12/08/2025	250.00	Christmas help 2025	104167.3 - Christmas Events	
					<u>\$250.00</u>			
Zavala, Rosa	1388	Christmas Help 2	12/08/2025	12/08/2025	250.00	Christmas Help 2025	104167.3 - Christmas Events	
					<u>\$250.00</u>			
					<u>\$76,441.61</u>			

Fairfield Town
3 B & C Road Fund Alta Bank 5219
Bank Reconciliation - 12/01/2025 to 12/31/2025

			Bank Statement Start Balance:	\$57,565.69
	Reconciled Checks & Withdrawals			
Payee Name	Reference	Date	Amount	
Safety Supply & Sign Co. Inc.	145	11/25/2025	707.71	
			Reconciled Checks & Withdrawals Total:	\$707.71
			Bank Statement End Balance:	\$56,857.98

Fairfield Town
2 Water Alta Bank- Checking 5201
Bank Reconciliation - 12/01/2025 to 12/31/2025

Bank Statement Start Balance: **\$4,928.91**

Reconciled Deposits & Transfers

Type	Reference	Date	Amount
Deposit		12/02/2025	55.00
Deposit		12/02/2025	220.00
Deposit		12/04/2025	55.00
Deposit		12/04/2025	672.70
Deposit		12/08/2025	55.00
Transfer	Water deposit went to general	12/09/2025	100.00
Deposit		12/10/2025	110.00
Deposit		12/15/2025	55.00
Deposit		12/15/2025	55.00
Deposit		12/15/2025	69.00
Deposit		12/15/2025	75.80
Deposit		12/15/2025	110.00
Deposit		12/15/2025	665.00
Deposit		12/16/2025	180.00
Deposit		12/17/2025	56.00
Deposit		12/17/2025	56.00
Deposit		12/17/2025	77.00
Deposit		12/22/2025	0.50
Deposit		12/22/2025	58.00
Deposit		12/23/2025	55.00
Deposit		12/23/2025	126.00
Deposit		12/23/2025	199.00
Deposit		12/29/2025	55.00
Deposit		12/29/2025	62.00
Deposit		12/29/2025	110.00
Deposit		12/30/2025	55.00
Reconciled Deposits & Transfers Total:			\$3,387.00

Reconciled Checks & Withdrawals

Payee Name	Reference	Date	Amount
Richards Laboratories of Utah	538	11/25/2025	12.00
Badger Meter Services	535	11/25/2025	37.80
Rocky Mountain Power	539	11/25/2025	159.06
Miller, Llyod Bryant	537	11/25/2025	225.00
Chemtech-Ford Laboratories	536	11/25/2025	1,441.00
Reconciled Checks & Withdrawals Total:			\$1,874.86
Bank Statement End Balance:			\$6,441.05

Fairfield Town
1 General Alta Bank - Checking 5193
Bank Reconciliation - 12/01/2025 to 12/31/2025

Bank Statement Start Balance: \$553,861.93

Reconciled Deposits & Transfers

Type	Reference	Date	Amount
Transfer	Water deposit went to general	12/09/2025	-100.00
Deposit		12/16/2025	50.00
Deposit		12/16/2025	200.00
Deposit		12/16/2025	4,175.00
Deposit		12/16/2025	18,057.30
Deposit		12/18/2025	685.00
Deposit		12/22/2025	1,500.00
Deposit		12/26/2025	4,556.19

Reconciled Deposits & Transfers Total: \$29,123.49

Reconciled Checks & Withdrawals

Payee Name	Reference	Date	Amount
Rocky Mountain Power	1366	11/25/2025	40.48
Integriv 1st Pest Control	1362	11/25/2025	75.00
#2	1364	11/25/2025	100.00
Mountainland Association of Governments	1365	11/25/2025	115.00
The Yard Dumpster	1370	11/25/2025	814.85
Utah County Auditor	1371	11/25/2025	1,945.00
Les Olson Company	1363	11/25/2025	6,513.76
Sunrise Engineering INC	1369	11/25/2025	11,974.78
Hayes Godfrey Bell, P.C.	1361	11/25/2025	12,001.00
Strong Solutions	1368	11/25/2025	443,855.00
Amazon.com	DC5290	12/01/2025	141.66
Lehi Bakery	DC6324	12/01/2025	393.98
Amazon.com	DC5290	12/01/2025	576.19
Assured Direct Mail	DC6324	12/01/2025	679.99
Google.com/ Google Inc	DC7626	12/02/2025	259.69
Amazon.com	DC5290	12/03/2025	92.58
Utah County	DC7626	12/03/2025	660.33
Mckinney, Tristan	1376	12/05/2025	250.00
Stewart, Joel	1373	12/05/2025	300.00
Wal-Mart	DC7626	12/06/2025	85.83
Marco, Jen	1401	12/06/2025	500.00
Dansie, Layne	1400	12/06/2025	1,000.00
Tribute Nation, LLC	1399	12/06/2025	1,500.00
Wal-Mart	DC7626	12/07/2025	71.04
Amazon.com	DC7626	12/08/2025	-73.75
Curtis, Jeffery	1374	12/08/2025	250.00
Mckinney, Leila	1377	12/08/2025	250.00
Bowen, Ben	1379	12/08/2025	250.00
Forebush, Mason	1380	12/08/2025	250.00
Clark, Marti	1381	12/08/2025	250.00
Soper, Erin	1382	12/08/2025	250.00
Clark, Rylee	1383	12/08/2025	250.00
Weber, Madison	1385	12/08/2025	250.00
Weber, Camille	1386	12/08/2025	250.00
Bithell, Cindy	1387	12/08/2025	250.00
Zavala, Rosa	1388	12/08/2025	250.00
Martinez, Jazmin	1390	12/08/2025	250.00
Hernandez, Yanin	1391	12/08/2025	250.00
Rodriguez, Maria	1392	12/08/2025	250.00
Ovellana, Gorge Lois Orellana	1393	12/08/2025	250.00
Martinez, Fabiola	1394	12/08/2025	250.00
Rodriges, Jimmy Joe	1395	12/08/2025	250.00
Despain, Allan	1396	12/08/2025	250.00
Wal-Mart	DC7626	12/11/2025	13.18
Utah State Tax Commission	EFT	12/11/2025	64.60
Internal Revenue Service	EFT	12/11/2025	641.01
Payroll DD	1211251200	12/11/2025	2,519.04
JUB Engineers, INC	1405	12/11/2025	6,036.50
USPS	DC7626	12/12/2025	106.62
Frontier Middle School	1403	12/12/2025	1,200.00
Frontier Middle School	1407	12/17/2025	800.00
Sage Canyon Middle School - Counseling Depar	1408	12/17/2025	1,000.00
Taylor, Amy	1409	12/17/2025	1,859.00

Fairfield Town
1 General Alta Bank - Checking 5193
Bank Reconciliation - 12/01/2025 to 12/31/2025

MoBettahs	DC7626	12/18/2025	24.47	
Adobe	DC6324	12/18/2025	26.82	
Amazon.com	DC7626	12/23/2025	41.45	
USPS	DC7626	12/23/2025	106.00	
Utah State Tax Commission	EFT	12/26/2025	267.14	
Internal Revenue Service	EFT	12/26/2025	2,516.66	
Payroll DD	1226251200	12/26/2025	11,294.18	
Amazon.com	DC7626	12/29/2025	42.97	
Riverton Hardware	DC2518	12/29/2025	46.78	
Grammarly	DC7626	12/30/2025	139.95	
			Reconciled Checks & Withdrawals Total:	\$517,118.78
			Bank Statement End Balance:	\$65,866.64

Fairfield Town

Utah County, Utah _____

Fairfield Town Financials

As of the Month Ending

1/31/2026

Mayor McKinney _____

Councilman Thomas _____

Councilman Panek _____

Councilman Cameron _____

Councilman Weber _____

Treasurer: _____

Recorder/Clerk: _____

Date _____

(Seal)

Date 1/30/26 Page 1
Primary Account

TOWN OF FAIRFIELD
PO BOX 271
CEDAR VALLEY UT 84013-0271

***** SUMMARY OF ACCOUNTS *****

Account Number	Type of Account	Current Balance
	SIMPLY BUSINESS CHECKING	425,539.43
	SIMPLY BUSINESS CHECKING	10,030.42
	SIMPLY BUSINESS CHECKING	55,586.33
	SIMPLY BUSINESS CHECKING	728.00
	SIMPLY BUSINESS CHECKING	29,210.00

***** CHECKING ACCOUNTS *****

Account Title: TOWN OF FAIRFIELD

SIMPLY BUSINESS CHECKING		Number of Enclosures	
Account Number		Statement Dates	1/01/26 thru 2/01/26
Previous Balance	65,866.64	Days in the statement period	32
8 Deposits/Credits	431,536.06	Average Ledger	115,023.70
36 Checks/Debits	71,863.27	Average Collected	115,023.70
Service Charge	.00		
Interest Paid	.00		
Ending Balance	425,539.43		

Deposits and Additions

Date	Description	Deposits
1/09	CREDIT 0916 01/09/26 17918590 AMAZON MKTPLACE PMTS	41.45
1/12	Amzn.com/billWA C# 7626 Remote Deposit	12,264.69
1/20	Remote Deposit	3,765.66
1/22	Remote Deposit	23,506.29
1/27	UTAH COUNTY GOV. PAYABLES PPD	385,605.00
1/28	TOWN OF FAIRFIELD heygov.com TRANSFER	297.50
	CCD ST-X5Q9C6S102S2 091000011762668	
1/28	UTAH STATE TREAS Sales Tax CCD 25035	5,945.47



00-11-15-26 021 01

ACCOUNT NUMBER:
FAIRFIELD TOWN



This statement is for the period from
January 1, 2026 to January 31, 2026



FAIRFIELD TOWN
PO BOX 271
FAIRFIELD UTAH 84013

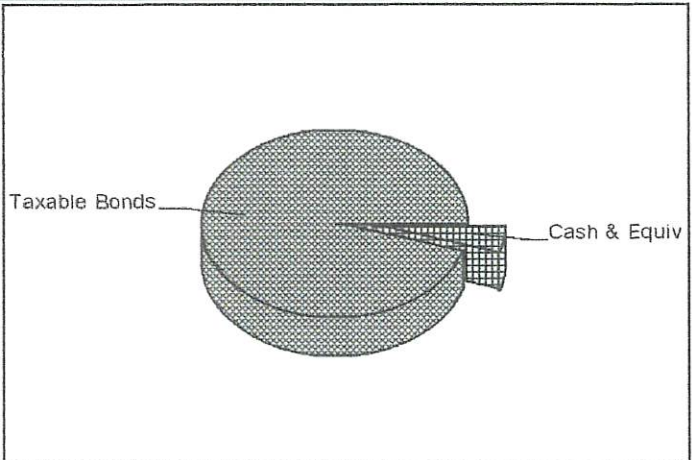
QUESTIONS?

If you have any questions regarding
your account or this statement, please
contact your Account Manager.

MARQUES MCNIESE
CN-OH-W5IT
CN-OH-W5IT
425 WALNUT STREET
CINCINNATI OH 45202
Phone 513-632-4147
E-mail marques.mcniese@usbank.com

ASSET SUMMARY AS OF 01/31/26

Assets	Current Period Market Value	% of Total	Est Annual Income
Cash & Equivalents	24,434.44	1.90	881.64
Taxable Bonds	1,247,908.15	98.10	51,432.51
Total Market Value	\$1,272,342.59	100.00	\$52,314.15



ASSET DETAIL

Shares or Face Amount	Security Description	Market Value/ Price	Tax Cost/ Unrealized Gain(Loss)	Yield at Market	Est Annual Inc
Cash & Equivalents					
Cash/Money Market					
24,434.440	First American Government Oblig Fd Cl X #5385 31846V336	24,434.44 1.0000	24,434.44 0.00	3.61	881.64
Total Cash/Money Market		\$24,434.44	\$24,434.44 \$.00		\$881.64
Cash					

**Fairfield Town
Payroll Register
Payroll Payment - 01/01/2026 to 01/31/2026**

Employee	Earning	Hours	Amount	Benefit	Basis	Amount	Deduction	Basis	Amount
General Government Net Amount Pd 12/22/2025 - 01/04/2026 Payment Check No.	Regular Holiday	20.74 32.00	518.50 800.00	Social Security Tax Medicare Tax State Unemployment	1,318.50 1,318.50 1,318.50	81.75 19.12 0.00	Social Security Tax Medicare Tax Federal Income Tax State Income Tax	1,318.50 1,318.50 1,318.50 1,318.50	81.75 19.12 8.00 32.36
	Total Earnings: Total Reimbursements:	52.74	\$1,318.50 \$0.00	Total Benefits: Total Taxes:		\$100.87 \$100.87	Total Deductions: Total Taxes:		\$141.23 \$141.23
General Government Net Amount Pd 01/05/2026 - 01/18/2026 Payment Check No.	Regular	39.07	976.75	Social Security Tax Medicare Tax State Unemployment	976.75 976.75 976.75	60.56 14.16 0.00	Social Security Tax Medicare Tax Federal Income Tax State Income Tax	976.75 976.75 976.75 976.75	60.56 14.16 0.00 12.53
	Total Earnings: Total Reimbursements:	39.07	\$976.75 \$0.00	Total Benefits: Total Taxes:		\$74.72 \$74.72	Total Deductions: Total Taxes:		\$87.25 \$87.25
Planning Commission Net Amount Pd 01/01/2026 - 01/31/2026 Payment Check No.	Regular	1.00	250.00	Social Security Tax Medicare Tax State Unemployment	250.00 250.00 250.00	15.50 3.63 0.00	Social Security Tax Medicare Tax Federal Income Tax State Income Tax	250.00 250.00 250.00 250.00	15.50 3.63 0.00 0.00
	Total Earnings: Total Reimbursements:	1.00	\$250.00 \$0.00	Total Benefits: Total Taxes:		\$19.13 \$19.13	Total Deductions: Total Taxes:		\$19.13 \$19.13
Mayor/Council Net Amount Pd 01/01/2026 - 01/31/2026 Payment Check No.	Regular	2.00	1,250.00	Social Security Tax Medicare Tax State Unemployment	1,250.00 1,250.00 1,250.00	77.50 18.13 0.00	Social Security Tax Medicare Tax Federal Income Tax State Income Tax	1,250.00 1,250.00 1,250.00 1,250.00	77.50 18.13 0.00 0.00
	Total Earnings: Total Reimbursements:	2.00	\$1,250.00 \$0.00	Total Benefits: Total Taxes:		\$95.63 \$95.63	Total Deductions: Total Taxes:		\$95.63 \$95.63
General Government Net Amount Pd 12/22/2025 - 01/04/2026 Payment Check No.	Regular	22.21	555.25	Social Security Tax Medicare Tax State Unemployment	555.25 555.25 555.25	34.43 8.05 0.00	Social Security Tax Medicare Tax Federal Income Tax State Income Tax	555.25 555.25 555.25 555.25	34.43 8.05 0.00 0.00
	Total Earnings: Total Reimbursements:	22.21	\$555.25 \$0.00	Total Benefits: Total Taxes:		\$42.48 \$42.48	Total Deductions: Total Taxes:		\$42.48 \$42.48
General Government Net Amount Pd 01/05/2026 - 01/18/2026 Payment Check No.	Regular	31.48	787.00	Social Security Tax Medicare Tax State Unemployment	787.00 787.00 787.00	48.79 11.41 0.00	Social Security Tax Medicare Tax Federal Income Tax State Income Tax	787.00 787.00 787.00 787.00	48.79 11.41 0.00 1.54
	Total Earnings: Total Reimbursements:	31.48	\$787.00 \$0.00	Total Benefits: Total Taxes:		\$60.20 \$60.20	Total Deductions: Total Taxes:		\$61.74 \$61.74

#14
\$1,177.27

#14
\$889.50

#10
\$230.87

#10
\$1,154.37

#6
\$512.77

#10
\$725.26

**Fairfield Town
Payroll Register
Payroll Payment - 01/01/2026 to 01/31/2026**

Employee	Earning	Hours	Amount	Benefit	Basis	Amount	Deduction	Basis	Amount
Planning Commission Net Amount Pd 01/01/2026 - 01/31/2026 Payment Check No. ACH	Regular	1.00	250.00	Social Security Tax Medicare Tax State Unemployment	250.00 250.00 250.00	15.50 3.63 0.00	Social Security Tax Medicare Tax Federal Income Tax State Income Tax	250.00 250.00 250.00 250.00	15.50 3.63 0.00 0.00
	Total Earnings:	1.00	\$250.00	Total Benefits:		\$19.13	Total Deductions:		\$19.13
	Total Reimbursements:		\$0.00	Total Taxes:		\$19.13	Total Taxes:		\$19.13
Cemetery Net Amount Pd 01/01/2026 - 01/31/2026 Payment Check No. ACH	Regular	1.00	200.00	Social Security Tax Medicare Tax State Unemployment	200.00 200.00 200.00	12.40 2.90 0.00	Social Security Tax Medicare Tax Federal Income Tax State Income Tax	200.00 200.00 200.00 200.00	12.40 2.90 0.00 0.00
	Total Earnings:	1.00	\$200.00	Total Benefits:		\$15.30	Total Deductions:		\$15.30
	Total Reimbursements:		\$0.00	Total Taxes:		\$15.30	Total Taxes:		\$15.30
Planning Commission Net Amount Pd 01/01/2026 - 01/31/2026 Payment Check No. ACH	Regular	1.00	250.00	Social Security Tax Medicare Tax State Unemployment	250.00 250.00 250.00	15.50 3.63 0.00	Social Security Tax Medicare Tax Federal Income Tax State Income Tax	250.00 250.00 250.00 250.00	15.50 3.63 0.00 0.00
	Total Earnings:	1.00	\$250.00	Total Benefits:		\$19.13	Total Deductions:		\$19.13
	Total Reimbursements:		\$0.00	Total Taxes:		\$19.13	Total Taxes:		\$19.13
Mayor/Council Net Amount Pd 01/01/2026 - 01/31/2026 Payment Check No. ACH	Regular	2.00	4,150.00	Social Security Tax Medicare Tax State Unemployment	4,150.00 4,150.00 4,150.00	257.30 60.18 0.00	Social Security Tax Medicare Tax Federal Income Tax State Income Tax	4,150.00 4,150.00 4,150.00 4,150.00	257.30 60.18 316.33 186.75
	Total Earnings:	2.00	\$4,150.00	Total Benefits:		\$317.48	Total Deductions:		\$820.56
	Total Reimbursements:		\$0.00	Total Taxes:		\$317.48	Total Taxes:		\$820.56
Mayor/Council Net Amount Pd 01/01/2026 - 01/31/2026 Payment Check No. ACH	Regular	2.00	1,250.00	Social Security Tax Medicare Tax State Unemployment	1,250.00 1,250.00 1,250.00	77.50 18.13 0.00	Social Security Tax Medicare Tax Federal Income Tax State Income Tax	1,250.00 1,250.00 1,250.00 1,250.00	77.50 18.13 0.00 0.00
	Total Earnings:	2.00	\$1,250.00	Total Benefits:		\$95.63	Total Deductions:		\$95.63
	Total Reimbursements:		\$0.00	Total Taxes:		\$95.63	Total Taxes:		\$95.63
Planning Commission Net Amount Pd 01/01/2026 - 01/31/2026 Payment Check No. ACH	Regular	1.00	250.00	Social Security Tax Medicare Tax State Unemployment	250.00 250.00 250.00	15.50 3.63 0.00	Social Security Tax Medicare Tax Federal Income Tax State Income Tax	250.00 250.00 250.00 250.00	15.50 3.63 0.00 0.00
	Total Earnings:	1.00	\$250.00	Total Benefits:		\$19.13	Total Deductions:		\$19.13
	Total Reimbursements:		\$0.00	Total Taxes:		\$19.13	Total Taxes:		\$19.13

#13

#4

#15

#2

#1

#5

**Fairfield Town
Payroll Register
Payroll Payment - 01/01/2026 to 01/31/2026**

Employee	Earning	Hours	Amount	Benefit	Basis	Amount	Deduction	Basis	Amount
General Government	Regular	35.09	877.25	Social Security Tax	1,677.25	103.99	Social Security Tax	1,677.25	103.99
Net Amount	Holiday	32.00	800.00	Medicare Tax	1,677.25	24.32	Medicare Tax	1,677.25	24.32
Pd 12/22/2025 - 01/04/2026	State Unemployment			State Unemployment	1,677.25	0.00	Federal Income Tax	1,677.25	193.88
Payment							State Income Tax	1,677.25	53.17
Check No. ACH									
	Total Earnings:	67.09	\$1,677.25	Total Benefits:		\$128.31	Total Deductions:		\$375.36
	Total Reimbursements:		\$0.00	Total Taxes:		\$128.31	Total Taxes:		\$375.36
General Government	Regular	63.12	1,578.00	Social Security Tax	1,578.00	97.84	Social Security Tax	1,578.00	97.84
Net Amount	Medicare Tax			Medicare Tax	1,578.00	22.88	Medicare Tax	1,578.00	22.88
Pd 01/05/2026 - 01/18/2026	State Unemployment			State Unemployment	1,578.00	0.00	Federal Income Tax	1,578.00	183.95
Payment							State Income Tax	1,578.00	47.41
Check No. ACH									
	Total Earnings:	63.12	\$1,578.00	Total Benefits:		\$120.72	Total Deductions:		\$352.08
	Total Reimbursements:		\$0.00	Total Taxes:		\$120.72	Total Taxes:		\$352.08
Planning Commission	Regular	2.00	400.00	Social Security Tax	400.00	24.80	Social Security Tax	400.00	24.80
Net Amount	Medicare Tax			Medicare Tax	400.00	5.80	Medicare Tax	400.00	5.80
Pd 01/01/2026 - 01/31/2026	State Unemployment			State Unemployment	400.00	0.00	Federal Income Tax	400.00	0.00
Payment							State Income Tax	400.00	0.00
Check No. ACH									
	Total Earnings:	2.00	\$400.00	Total Benefits:		\$30.60	Total Deductions:		\$30.60
	Total Reimbursements:		\$0.00	Total Taxes:		\$30.60	Total Taxes:		\$30.60
Mayor/Council	Regular	2.00	1,250.00	Social Security Tax	1,250.00	77.50	Social Security Tax	1,250.00	77.50
Net Amount	Medicare Tax			Medicare Tax	1,250.00	18.13	Medicare Tax	1,250.00	18.13
Pd 01/01/2026 - 01/31/2026	State Unemployment			State Unemployment	1,250.00	0.00	Federal Income Tax	1,250.00	0.00
Payment							State Income Tax	1,250.00	24.63
Check No. ACH									
	Total Earnings:	2.00	\$1,250.00	Total Benefits:		\$95.63	Total Deductions:		\$120.26
	Total Reimbursements:		\$0.00	Total Taxes:		\$95.63	Total Taxes:		\$120.26
Mayor/Council	Regular	1.00	350.00	Social Security Tax	350.00	21.70	Social Security Tax	350.00	21.70
Net Amount	Medicare Tax			Medicare Tax	350.00	5.08	Medicare Tax	350.00	5.08
Pd 01/01/2026 - 01/31/2026	State Unemployment			State Unemployment	350.00	0.00	Federal Income Tax	350.00	0.00
Payment							State Income Tax	350.00	0.00
Check No. ACH									
	Total Earnings:	1.00	\$350.00	Total Benefits:		\$26.78	Total Deductions:		\$26.78
	Total Reimbursements:		\$0.00	Total Taxes:		\$26.78	Total Taxes:		\$26.78

Fairfield Town
Payroll Register
Payroll Payment - 01/01/2026 to 01/31/2026

Employee	Earning	Hours	Amount	Benefit	Basis	Amount	Deduction	Basis	Amount
REPORT TOTALS									
Net Amount	\$14,401.33								
	Regular	227.71	15,142.75	Social Security Tax	16,742.75	1,038.06	Social Security Tax	16,742.75	1,038.06
	Holiday	64.00	1,600.00	Medicare Tax	16,742.75	242.81	Medicare Tax	16,742.75	242.81
				State Unemployment	16,742.75	0.00	Federal Income Tax	16,742.75	702.16
							State Income Tax	16,742.75	358.39
	Total Earnings:	291.71	\$16,742.75	Total Benefits:		\$1,280.87	Total Deductions:		\$2,341.42
	Total Reimbursements:		\$0.00	Total Taxes:		\$1,280.87	Total Taxes:		\$2,341.42

Fairfield Town
Standard Financial Report
10 General Fund - 07/01/2025 to 01/31/2026
58.33% of the fiscal year has expired

	2025 Year-End Actual	January Actual	2026 YTD Actual
Net Position			
Assets:			
Current Assets			
Cash and cash equivalents			
1117 General Checking - Bank of AF	37,047.68	369,714.13	438,448.58
1119 B & C Road - Bank of AF	58,865.02	0.00	55,586.33
1120 Savings - Bank of AF	(0.77)	0.00	0.00
1123 Altabank- Cemetery Fund	60.00	0.00	0.00
1130 Moreton Investment	542,468.16	(798.65)	435,991.78
Total Cash and cash equivalents	<u>638,440.09</u>	<u>368,915.48</u>	<u>930,026.69</u>
Receivables			
1311 Accounts receivable	261,285.85	(385,605.00)	245,498.41
1440 Due from other governments	65,465.02	0.00	41,017.93
Total Receivables	<u>326,750.87</u>	<u>(385,605.00)</u>	<u>286,516.34</u>
Total Current Assets	<u>965,190.96</u>	<u>(16,689.52)</u>	<u>1,216,543.03</u>
Total Assets:	<u>965,190.96</u>	<u>(16,689.52)</u>	<u>1,216,543.03</u>
Liabilites and Fund Equity:			
Liabilities:			
Current liabilities			
2131 Accounts payable	(15,583.70)	1,746.25	(450.00)
2221 Accrued SS, MC & FWT payable	0.00	(1,823.47)	(1,823.47)
2222 Accrued state withholding payable	0.00	(211.38)	(211.38)
Total Current liabilities	<u>(15,583.70)</u>	<u>(288.60)</u>	<u>(2,484.85)</u>
Deferred revenue			
2600 Deferred revenue	(24,354.00)	0.00	(24,354.00)
Total Deferred revenue	<u>(24,354.00)</u>	<u>0.00</u>	<u>(24,354.00)</u>
Total Liabilities:	<u>(39,937.70)</u>	<u>(288.60)</u>	<u>(26,838.85)</u>
Equity - Paid In / Contributed			
2981 Fund balance	(925,253.26)	16,978.12	(1,189,704.18)
Total Equity - Paid In / Contributed	<u>(925,253.26)</u>	<u>16,978.12</u>	<u>(1,189,704.18)</u>
Total Liabilites and Fund Equity:	<u>(965,190.96)</u>	<u>16,689.52</u>	<u>(1,216,543.03)</u>
Total Net Position	<u>0.00</u>	<u>0.00</u>	<u>0.00</u>

Fairfield Town
Standard Financial Report
10 General Fund - 07/01/2025 to 01/31/2026
58.33% of the fiscal year has expired

	2025 Year-End Actual	January Actual	2026 YTD Actual	Annual Budget	Unearned/ Unexpended	% Earned/ Used
Change In Net Position						
Revenue:						
Taxes						
3110 General property taxes-current	27,533.19	3,570.66	33,003.56	29,500.00	(3,503.56)	111.88%
3130 General sales & use tax	63,786.81	5,945.47	39,525.35	82,000.00	42,474.65	48.20%
Total Taxes	91,320.00	9,516.13	72,528.91	111,500.00	38,971.09	65.05%
Licenses and permits						
3211 Business licenses	715.00	0.00	325.00	2,000.00	1,675.00	16.25%
3250 Penalties & Permits & Fees	350.00	0.00	25.00	400.00	375.00	6.25%
3260 Intermountain Regional Landfill	903,306.06	0.00	498,448.00	845,000.00	346,552.00	58.99%
3261 North Pointe Landfill	72,345.24	12,264.69	28,816.02	83,559.00	54,742.98	34.49%
Total Licenses and permits	976,716.30	12,264.69	527,614.02	930,959.00	403,344.98	56.67%
Intergovernmental revenue						
3339 State grants	0.00	23,506.90	23,506.90	67,200.00	43,693.10	34.98%
3341 Parks	0.00	0.00	385,605.00	0.00	(385,605.00)	0.00%
3356 Class C road fund allotment	74,959.31	0.00	43,579.74	58,957.00	15,377.26	73.92%
Total Intergovernmental revenue	74,959.31	23,506.90	452,691.64	126,157.00	(326,534.64)	358.83%
Charges for services						
3480 Opening/closing graves	625.00	0.00	0.00	625.00	625.00	0.00%
Total Charges for services	625.00	0.00	0.00	625.00	625.00	0.00%
Interest						
3610 Interest earnings	16.01	0.00	0.00	0.00	0.00	0.00%
3611 Investments increase (decrease)	103,410.84	(798.65)	35,874.43	85,000.00	49,125.57	42.21%
Total Interest	103,426.85	(798.65)	35,874.43	85,000.00	49,125.57	42.21%
Miscellaneous revenue						
3615 Donations, Collections, Christmas	20,967.82	0.00	19,010.00	21,000.00	1,990.00	90.52%
3690 Miscellaneous revenue	572.20	0.00	329.81	200.00	(129.81)	164.91%
Total Miscellaneous revenue	21,540.02	0.00	19,339.81	21,200.00	1,860.19	91.23%
Buildings and Grounds						
3220 Building Dept Application Fees	0.00	210.00	6,584.10	0.00	(6,584.10)	0.00%
3220.5 Building Dept Inspection Fees	0.00	95.00	95.00	0.00	(95.00)	0.00%
3220.6 Building Dept Fire Inspection Fee	560.00	0.00	705.00	0.00	(705.00)	0.00%
3221 Non-business buildings, structures,	0.00	0.00	0.00	16,192.00	16,192.00	0.00%
3222 Building Dept Permits	25,658.72	297.50	19,363.08	25,287.00	5,923.92	76.57%
3223 Building Franchise Fee Revenue	0.00	0.00	1,000.00	0.00	(1,000.00)	0.00%
3224 Engineering and Surveying Fees	750.00	0.00	2,100.00	0.00	(2,100.00)	0.00%
3225 Grama Request Fees	600.00	0.00	0.00	0.00	0.00	0.00%
3481 Cemetery Revenue	0.00	0.00	0.00	3,500.00	3,500.00	0.00%
3670 Road Impact Fees	15,870.00	0.00	0.00	37,000.00	37,000.00	0.00%
Total Buildings and Grounds	43,438.72	602.50	29,847.18	81,979.00	52,131.82	36.41%
Highways and Public Improvements						
3671 Highway Improvements Engineerin	0.00	0.00	0.00	2,500.00	2,500.00	0.00%
Total Highways and Public Improvem	0.00	0.00	0.00	2,500.00	2,500.00	0.00%
Contributions and transfers						
3890 Beginning fund balance appropriate	0.00	0.00	0.00	638,104.00	638,104.00	0.00%
Total Contributions and transfers	0.00	0.00	0.00	638,104.00	638,104.00	0.00%
Total Revenue:	1,312,026.20	45,091.57	1,137,895.99	1,998,024.00	860,128.01	56.95%
Expenditures:						
General government						
Administrative						
4103 Admin Permanent employees wag	61,729.25	4,597.50	35,173.75	70,000.00	34,826.25	50.25%
4103.1 Admin Office Manager Stipend	43,200.00	3,600.00	25,200.00	43,200.00	18,000.00	58.33%
4103.2 Admin Treasurer Stipend	16,044.25	0.00	0.00	0.00	0.00	0.00%
4103.3 Admin Treasurer Employee Wa	0.00	2,295.25	15,745.00	26,000.00	10,255.00	60.56%
4104 Admin Employee Payroll Services	131.97	0.00	0.00	6,800.00	6,800.00	0.00%
4105 Admin Employee Benefits	14,611.94	1,212.02	8,688.30	15,000.00	6,311.70	57.92%
4110 Admin Planning and Zoning Comp	250.00	0.00	0.00	0.00	0.00	0.00%
4111 Admin Books, subscriptions, mem	2,542.99	240.00	1,023.75	3,000.00	1,976.25	34.13%
4112 Admin Public notices	1,026.82	0.00	219.00	808.00	589.00	27.10%
4113 Admin GRAMA requests	0.00	0.00	0.00	300.00	300.00	0.00%
4114 Admin Travel	3,661.92	0.00	737.51	4,000.00	3,262.49	18.44%

Fairfield Town
Standard Financial Report
10 General Fund - 07/01/2025 to 01/31/2026
58.33% of the fiscal year has expired

	2025 Year-End Actual	January Actual	2026 YTD Actual	Annual Budget	Unearned/ Unexpended	% Earned/ Used
4115 Admin Office expenses & supplies	3,086.14	520.13	5,016.01	5,500.00	483.99	91.20%
4115.5 Admin Stamps	0.00	0.00	574.00	1,000.00	426.00	57.40%
4116 Admin Computer & internet expen	5,208.89	311.51	16,462.77	4,100.00	(12,362.77)	401.53%
4116.5 Admin IT services	5,813.74	0.00	925.10	2,000.00	1,074.90	46.26%
4120 Admin Telephone	2,014.05	257.79	1,625.61	2,000.00	374.39	81.28%
4121 Admin Interlocal contributions	1,500.00	0.00	0.00	1,500.00	1,500.00	0.00%
4122 Admin Education	1,525.00	0.00	1,193.00	3,000.00	1,807.00	39.77%
4123 Admin Rental expense	5,568.67	0.00	3,546.09	6,500.00	2,953.91	54.56%
4124 Admin Insurance	3,902.70	194.47	5,766.77	6,000.00	233.23	96.11%
4125 Admin Taxes - property	0.00	205.98	866.31	0.00	(866.31)	0.00%
4126 Admin Repairs and maintenance	40.00	0.00	356.71	500.00	143.29	71.34%
4126.5 Town Hall - Repairs and mainten	0.00	963.55	5,990.99	0.00	(5,990.99)	0.00%
4130 Admin Bank service charges	(50.49)	0.61	38.61	500.00	461.39	7.72%
4132 Admin Town codification	495.00	0.00	1,012.99	6,600.00	5,587.01	15.35%
4140 Admin Elections	321.21	0.00	0.00	2,500.00	2,500.00	0.00%
4142 Admin Food Expenditures	1,942.37	0.00	541.46	3,000.00	2,458.54	18.05%
4171 Admin Capital Outlay - Museum/To	0.00	0.00	67.30	0.00	(67.30)	0.00%
4190 State Grant Expenses	0.00	0.00	1,358.75	38,101.00	36,742.25	3.57%
Total Administrative	174,566.42	14,398.81	132,129.78	251,909.00	119,779.22	52.45%
Buildings and grounds						
4127 Admin Bldg Permit fee state surch	117.01	41.03	41.03	200.00	158.97	20.52%
4141 Admin Survey and Engineering	11,470.50	2,907.50	24,520.85	6,440.00	(18,080.85)	380.76%
4154 Admin Inspections & plan reviews	266.75	0.00	0.00	0.00	0.00	0.00%
4169 Cemetery Expense	3,664.04	0.00	3,457.08	100,000.00	96,542.92	3.46%
4169.2 Cemetery Wages	0.00	200.00	1,400.00	2,400.00	1,000.00	58.33%
4180 Building Dept - Surveyor Expense	46.25	0.00	2,100.00	0.00	(2,100.00)	0.00%
4181 Building Dept - Engineering Expen	16,988.80	0.00	332.50	30,000.00	29,667.50	1.11%
4182 Building Dept - Legal Expenses	1,033.87	0.00	0.00	2,000.00	2,000.00	0.00%
4183 Building Dept - Inspections/Plan R	5,880.00	0.00	11,974.78	6,000.00	(5,974.78)	199.58%
4187 Building Dept - Master Site Plan	0.00	0.00	0.00	500.00	500.00	0.00%
4188 Building Dept - Preliminary Site Pl	0.00	0.00	0.00	500.00	500.00	0.00%
Total Buildings and grounds	39,467.22	3,148.53	43,826.24	148,040.00	104,213.76	29.60%
Planning and zoning						
4155 Planning and Zoning	642.38	0.00	0.00	5,000.00	5,000.00	0.00%
4156 Planning and Zoning - Stipend	17,850.00	1,400.00	9,800.00	16,800.00	7,000.00	58.33%
4157 Planning and Zoning General Plan	56,113.35	0.00	989.65	1,000.00	10.35	98.97%
4158 Town Council- Misc	166.15	0.00	0.00	200.00	200.00	0.00%
Total Planning and zoning	74,771.88	1,400.00	10,789.65	23,000.00	12,210.35	46.91%
Professional Services						
4117 Admin Pelorus Software	7,828.10	0.00	3,400.00	5,100.00	1,700.00	66.67%
4118 Admin Copier Service and Mainten	1,063.42	552.60	3,567.53	2,000.00	(1,567.53)	178.38%
4133 Admin Website	3,215.00	0.00	0.00	4,000.00	4,000.00	0.00%
4134 Admin Accounting & auditing	4,000.00	0.00	0.00	7,500.00	7,500.00	0.00%
4136 Admin Consulting services	0.00	0.00	0.00	8,500.00	8,500.00	0.00%
4139 Admin Legal	44,843.50	11,131.00	61,240.60	70,000.00	8,759.40	87.49%
Total Professional Services	60,950.02	11,683.60	68,208.13	97,100.00	28,891.87	70.25%
Total General government	349,755.54	30,630.94	254,953.80	520,049.00	265,095.20	49.02%
Public safety						
4149 Code Enforcement	0.00	0.00	0.00	8,100.00	8,100.00	0.00%
4150 Animal services	0.00	0.00	1,170.00	0.00	(1,170.00)	0.00%
4151 Police Contracted services	22,443.23	2,755.02	14,425.02	20,000.00	5,574.98	72.13%
4152 Fire Contracted services	2,135.00	0.00	0.00	2,500.00	2,500.00	0.00%
4153 Emergency dispatch	4,906.46	0.00	2,669.98	4,100.00	1,430.02	65.12%
4153.5 Everbridge	28.94	0.00	0.00	35.00	35.00	0.00%
Total Public safety	29,513.63	2,755.02	18,265.00	34,735.00	16,470.00	52.58%
City Council						
4000 City Council Stipend	19,550.00	1,400.00	9,800.00	16,800.00	7,000.00	58.33%
4010 Mayor Stipend	6,600.00	550.00	3,850.00	6,600.00	2,750.00	58.33%
4169.1 Cemetery Board	0.00	0.00	0.00	9,150.00	9,150.00	0.00%
Total City Council	26,150.00	1,950.00	13,650.00	32,550.00	18,900.00	41.94%
Highways and public improvements						
Roads						

Fairfield Town
Standard Financial Report
10 General Fund - 07/01/2025 to 01/31/2026
58.33% of the fiscal year has expired

	2025 Year-End Actual	January Actual	2026 YTD Actual	Annual Budget	Unearned/ Unexpended	% Earned/ Used
4137 Admin Street Signs	0.00	0.00	1,604.31	3,000.00	1,395.69	53.48%
4161 Roads Repairs & maintenance	56,937.46	0.00	55,691.64	100,000.00	44,308.36	55.69%
4162 Engineering Expenses	4,102.50	0.00	0.00	6,000.00	6,000.00	0.00%
4163 Roads Snowplow - Fuel, maint & r	367.20	0.00	375.05	2,000.00	1,624.95	18.75%
4165 Roads Weed Control	193.40	0.00	0.00	500.00	500.00	0.00%
4166.5 Roads Contracted Stipend	10,800.00	900.00	6,300.00	10,800.00	4,500.00	58.33%
Total Roads	72,400.56	900.00	63,971.00	122,300.00	58,329.00	52.31%
Sanitation						
4191 Trash collection	11,301.42	1,266.00	5,673.35	10,000.00	4,326.65	56.73%
Total Sanitation	11,301.42	1,266.00	5,673.35	10,000.00	4,326.65	56.73%
Total Highways and public improvemen	83,701.98	2,166.00	69,644.35	132,300.00	62,655.65	52.64%
Parks, recreation, and public property						
Parks						
4167 Community events	6,599.77	0.00	0.00	6,000.00	6,000.00	0.00%
4167.3 Christmas Events	42,257.52	1,006.82	40,628.10	39,641.00	(987.10)	102.49%
4167.5 Christmas Town Donations	2,750.00	0.00	3,359.00	3,359.00	0.00	100.00%
4173 Parks and Improvment	0.00	22,660.91	466,515.91	750,000.00	283,484.09	62.20%
4174 Parks and Publice Improv Stipend	11,550.00	900.00	6,300.00	10,800.00	4,500.00	58.33%
Total Parks	63,157.29	24,567.73	516,803.01	809,800.00	292,996.99	63.82%
Total Parks, recreation, and public prop	63,157.29	24,567.73	516,803.01	809,800.00	292,996.99	63.82%
Miscellaneous						
4193 Other miscellaneous supplies	0.00	0.00	0.00	1,000.00	1,000.00	0.00%
4193.5 Cards and Flowers	0.00	0.00	128.91	500.00	371.09	25.78%
4202 Donations, fees, collections for Co	160.87	0.00	0.00	500.00	500.00	0.00%
4203 Sub for Santa	4,172.82	0.00	0.00	500.00	500.00	0.00%
Total Miscellaneous	4,333.69	0.00	128.91	2,500.00	2,371.09	5.16%
Transfers						
4197 Transfer to Capital Projects	0.00	0.00	0.00	431,090.00	431,090.00	0.00%
4198 Transfer to water fund	565,000.00	0.00	0.00	35,000.00	35,000.00	0.00%
Total Transfers	565,000.00	0.00	0.00	466,090.00	466,090.00	0.00%
Total Expenditures:	1,121,612.13	62,069.69	873,445.07	1,998,024.00	1,124,578.93	43.72%
Total Change In Net Position	190,414.07	(16,978.12)	264,450.92	0.00	(264,450.92)	0.00%

Fairfield Town
Standard Financial Report
41 Capital Projects - 07/01/2025 to 01/31/2026
58.33% of the fiscal year has expired

	2025 Year-End Actual	January Actual	2026 YTD Actual
Net Position			
Assets:			
Current Assets			
Cash and cash equivalents			
1111 Checking	463.93	0.00	0.00
1122 Altabank- Road Impact Fee	29,210.00	0.00	29,210.00
1130 Moreton Investment	1,544,000.00	0.00	836,350.81
Total Cash and cash equivalents	1,573,673.93	0.00	865,560.81
Total Current Assets	1,573,673.93	0.00	865,560.81
Total Assets:	1,573,673.93	0.00	865,560.81
Liabilites and Fund Equity:			
Equity - Paid In / Contributed			
2981 Fund Balance	(1,573,673.93)	0.00	(865,560.81)
Total Equity - Paid In / Contributed	(1,573,673.93)	0.00	(865,560.81)
Total Liabilites and Fund Equity:	(1,573,673.93)	0.00	(865,560.81)
Total Net Position	0.00	0.00	0.00

Fairfield Town
Standard Financial Report
41 Capital Projects - 07/01/2025 to 01/31/2026
58.33% of the fiscal year has expired

	2025 Year-End Actual	January Actual	2026 YTD Actual	Annual Budget	Unearned/ Unexpended	% Earned/ Used
Change In Net Position						
Revenue:						
Contributions and transfers						
3810 Transfer from General Fund	0.00	0.00	0.00	431,090.00	431,090.00	0.00%
3910 Appropriation of fund balance	0.00	0.00	0.00	238,910.00	238,910.00	0.00%
Total Contributions and transfers	0.00	0.00	0.00	670,000.00	670,000.00	0.00%
Total Revenue:	0.00	0.00	0.00	670,000.00	670,000.00	0.00%
Expenditures:						
Miscellaneous						
4149 Admin Capital outlay	0.00	0.00	708,113.12	670,000.00	(38,113.12)	105.69%
Total Miscellaneous	0.00	0.00	708,113.12	670,000.00	(38,113.12)	105.69%
Transfers						
4851 Transfer to Water Fund	294,777.17	0.00	0.00	0.00	0.00	0.00%
4910 Budgeted increase in fund balance	0.00	0.00	0.00	0.00	0.00	0.00%
Total Transfers	294,777.17	0.00	0.00	0.00	0.00	0.00%
Total Expenditures:	294,777.17	0.00	708,113.12	670,000.00	(38,113.12)	105.69%
Total Change In Net Position	(294,777.17)	0.00	(708,113.12)	0.00	708,113.12	0.00%

Fairfield Town
Standard Financial Report
51 Water Fund - 07/01/2025 to 01/31/2026
58.33% of the fiscal year has expired

	2025 Year-End Actual	January Actual	2026 YTD Actual
Net Position			
Assets:			
Current Assets			
Cash and cash equivalents			
1117 General Checking - Bank of AF	0.00	(4,801.35)	(55,369.70)
1118 Water Checking - Bank of AF	14,031.60	(2,184.38)	1,035.07
1125 Altabank- Water Impact Fee	728.00	0.00	728.00
Total Cash and cash equivalents	<u>14,759.60</u>	<u>(6,985.73)</u>	<u>(53,606.63)</u>
Receivables			
1311 Accounts receivable	705.64	(1,477.00)	(1,626.19)
1341 Grant receivable	26,708.25	0.00	0.00
Total Receivables	<u>27,413.89</u>	<u>(1,477.00)</u>	<u>(1,626.19)</u>
Total Current Assets	<u>42,173.49</u>	<u>(8,462.73)</u>	<u>(55,232.82)</u>
Non-Current Assets			
Capital assets			
Property			
1611 Land and easements	4,700.00	0.00	4,700.00
1612 Water rights	112,608.00	0.00	112,608.00
1621 Buildings	6,304.17	0.00	6,304.17
1641 Water system 10yr	92,600.00	0.00	92,600.00
1643 Water system 30yr	2,376,446.78	0.00	2,376,446.78
1644 Water system 40yr	77,004.00	0.00	77,004.00
Total Property	<u>2,669,662.95</u>	<u>0.00</u>	<u>2,669,662.95</u>
Accumulated depreciation			
1721 AccDepn Buildings	(2,206.68)	(26.27)	(2,390.57)
1741 AccDepn Water system	(458,469.30)	(7,283.33)	(509,452.61)
Total Accumulated depreciation	<u>(460,675.98)</u>	<u>(7,309.60)</u>	<u>(511,843.18)</u>
Total Capital assets	<u>2,208,986.97</u>	<u>(7,309.60)</u>	<u>2,157,819.77</u>
Total Non-Current Assets	<u>2,208,986.97</u>	<u>(7,309.60)</u>	<u>2,157,819.77</u>
Total Assets:	<u>2,251,160.46</u>	<u>(15,772.33)</u>	<u>2,102,586.95</u>
Liabilites and Fund Equity:			
Liabilities:			
Current liabilities			
2131 Accounts payable	(50,834.02)	0.00	0.00
2330 Customer deposits	(100.00)	0.00	(100.00)
Total Current liabilities	<u>(50,934.02)</u>	<u>0.00</u>	<u>(100.00)</u>
Long-term liabilities			
2510 2016 Loans	(438,000.00)	0.00	(419,000.00)
Total Long-term liabilities	<u>(438,000.00)</u>	<u>0.00</u>	<u>(419,000.00)</u>
Total Liabilities:	<u>(488,934.02)</u>	<u>0.00</u>	<u>(419,100.00)</u>
Equity - Paid In / Contributed			
2981 Retained earnings	(1,762,226.44)	15,772.33	(1,683,486.95)
Total Equity - Paid In / Contributed	<u>(1,762,226.44)</u>	<u>15,772.33</u>	<u>(1,683,486.95)</u>
Total Liabilites and Fund Equity:	<u>(2,251,160.46)</u>	<u>15,772.33</u>	<u>(2,102,586.95)</u>
Total Net Position	<u>0.00</u>	<u>0.00</u>	<u>0.00</u>

Fairfield Town
Standard Financial Report
51 Water Fund - 07/01/2025 to 01/31/2026
58.33% of the fiscal year has expired

	2025 Year-End Actual	January Actual	2026 YTD Actual	Annual Budget	Unearned/ Unexpended	% Earned/ Used
Income or Expense						
Income From Operations:						
Operating income						
5140 Culinary income	28,820.25	0.00	15,727.50	32,000.00	16,272.50	49.15%
5150 Connection Fees	50.00	0.00	1,135.00	0.00	(1,135.00)	0.00%
5410 Late penalties and fees	100.00	0.00	125.00	100.00	(25.00)	125.00%
5610 Interest income	110.00	0.00	0.00	0.00	0.00	0.00%
Total Operating income	29,080.25	0.00	16,987.50	32,100.00	15,112.50	52.92%
Operating expense						
6110 Culinary operator stipend	10,800.00	1,125.00	6,525.00	10,800.00	4,275.00	60.42%
6113 Employee taxes and benefits	826.20	68.85	481.95	800.00	318.05	60.24%
6121 Dues	401.60	0.00	0.00	500.00	500.00	0.00%
6128 Utilities	3,009.43	135.10	1,818.36	2,600.00	781.64	69.94%
6131 Professional fees	1,237.50	0.00	1,387.50	3,000.00	1,612.50	46.25%
6132 Water Engineering	9,528.00	4,974.75	13,333.00	13,000.00	(333.00)	102.56%
6133 Water Inspections	0.00	0.00	0.00	7,832.00	7,832.00	0.00%
6134 Water & Sewer Master Plan expens	47,115.42	1,258.00	13,706.00	0.00	(13,706.00)	0.00%
6141 Repairs and maintenance	5,792.54	611.03	5,321.98	280,000.00	274,678.02	1.90%
6142 Chlorine	0.00	0.00	0.00	500.00	500.00	0.00%
6143 Monthly water tests	168.00	0.00	72.00	150.00	78.00	48.00%
6144 Water tests - other	275.00	290.00	1,731.00	300.00	(1,431.00)	577.00%
6161 Bank service charges	36.78	0.00	(18.00)	0.00	18.00	0.00%
6169 Depreciation expense	72,120.83	7,309.60	51,167.20	54,000.00	2,832.80	94.75%
6170 Improvements	0.00	0.00	201.00	0.00	(201.00)	0.00%
Total Operating expense	151,311.30	15,772.33	95,726.99	373,482.00	277,755.01	25.63%
Total Income From Operations:	(122,231.05)	(15,772.33)	(78,739.49)	(341,382.00)	(262,642.51)	23.06%
Non-Operating Items:						
Non-operating income						
5510 Grant income	26,708.25	0.00	0.00	0.00	0.00	0.00%
5710 Miscellaneous Non-Operating Inco	50.00	0.00	0.00	0.00	0.00	0.00%
5810 Transfers from general fund	565,000.00	0.00	0.00	35,000.00	35,000.00	0.00%
5841 Transfers from capital projects fund	294,777.17	0.00	0.00	0.00	0.00	0.00%
Total Non-operating income	886,535.42	0.00	0.00	35,000.00	35,000.00	0.00%
Total Non-Operating Items:	886,535.42	0.00	0.00	35,000.00	35,000.00	0.00%
Total Income or Expense	764,304.37	(15,772.33)	(78,739.49)	(306,382.00)	(227,642.51)	25.70%

Fairfield Town
Standard Financial Report
91 General Fixed Assets - 07/01/2025 to 01/31/2026
58.33% of the fiscal year has expired

	2025 Year-End Actual	January Actual	2026 YTD Actual
Net Position			
Assets:			
Non-Current Assets			
Capital assets			
Work in Process			
1601 Constructon in progress	57,820.00	0.00	101,148.09
Total Work in Process	<u>57,820.00</u>	<u>0.00</u>	<u>101,148.09</u>
Property			
1611 Land	130,226.15	0.00	795,078.48
1631.10 Improvements other than bldg	156,287.96	0.00	156,287.96
1631.30 Improvements other than bldg	256,928.40	0.00	256,928.40
1661 Machinery and equipment	11,465.00	0.00	11,465.00
Total Property	<u>554,907.51</u>	<u>0.00</u>	<u>1,219,759.84</u>
Accumulated depreciation			
1731 AccDpn Improvements other than	(142,323.23)	0.00	(142,323.23)
1761 AccDpn Machinery and equipme	(9,743.88)	0.00	(9,743.88)
Total Accumulated depreciation	<u>(152,067.11)</u>	<u>0.00</u>	<u>(152,067.11)</u>
Total Capital assets	<u>460,660.40</u>	<u>0.00</u>	<u>1,168,840.82</u>
Total Non-Current Assets	<u>460,660.40</u>	<u>0.00</u>	<u>1,168,840.82</u>
Total Assets:	<u>460,660.40</u>	<u>0.00</u>	<u>1,168,840.82</u>
Liabilites and Fund Equity:			
Equity - Paid In / Contributed			
2971.1 Invested in capital assets	(612,727.51)	0.00	(1,320,907.93)
2972 Total depreciation charged	152,067.11	0.00	152,067.11
Total Equity - Paid In / Contributed	<u>(460,660.40)</u>	<u>0.00</u>	<u>(1,168,840.82)</u>
Total Liabilites and Fund Equity:	<u>(460,660.40)</u>	<u>0.00</u>	<u>(1,168,840.82)</u>
Total Net Position	<u>0.00</u>	<u>0.00</u>	<u>0.00</u>

Fairfield Town
Check Register
All Bank Accounts - 01/01/2026 to 01/31/2026

Payee Name	Reference Number	Invoice Number	Invoice Ledger Date	Payment Date	Amount	Description	Ledger Account	Activity Code
Adobe	DC6324	260120	01/20/2026	01/20/2026	5.36	AI Assistant for Acrobat - Annual Plan, Paid Monthly	104116 - Admin Computer & internet ex	
Adobe	DC6324	260120	01/20/2026	01/20/2026	21.46	Adobe Acrobat Pro - Annual Plan, Paid Monthly	104116 - Admin Computer & internet ex	
					<u>\$26.82</u>			
					<u>\$26.82</u>			
Amazon.com	DC7626	260108	01/08/2026	01/08/2026	64.25	Ink	104115 - Admin Office expenses & sup	
Amazon.com	DC7626	260109	01/09/2026	01/09/2026	-41.45	HP Ink Return	104115 - Admin Office expenses & sup	
Amazon.com	DC7626	260118	01/18/2026	01/18/2026	189.53	Ring Floodlight Cam	104126.5 - Town Hall - Repairs and mai	
Amazon.com	DC7626	260120	01/20/2026	01/20/2026	56.40	Conference Speakerphone	104126.5 - Town Hall - Repairs and mai	
Amazon.com	DC7626	260120	01/20/2026	01/20/2026	189.53	Ring Floodlight Cam	104126.5 - Town Hall - Repairs and mai	
					<u>\$245.93</u>			
Amazon.com	DC7626	260123	01/23/2026	01/23/2026	497.33	Plastic Clear Document Folders, Prisual PTZ Camer	104115 - Admin Office expenses & sup	
					<u>\$955.59</u>			
Blue Stakes of Utah 811	1426	UT202503542	01/08/2025	01/29/2026	46.25	Notifications of Digging Fee	104180 - Building Dept - Surveyor Expe	
					<u>\$46.25</u>			
Bowen Collins	546	40429	01/15/2026	01/29/2026	558.75	Sewer Master Plan	516134 - Water & Sewer Master Plan e	
Bowen Collins	546	40430	01/15/2026	01/29/2026	699.25	Water Model and master plan	516134 - Water & Sewer Master Plan e	
Bowen Collins	546	40431	01/15/2026	01/29/2026	4,974.75	North water line	516132 - Water Engineering	
					<u>\$6,232.75</u>			
Chemtech-Ford Laboratories	547	25K0642	01/15/2026	01/29/2026	290.00	Radiologicals	516144 - Water tests - other	
					<u>\$290.00</u>			
CURA - Central Utah Recorders Ass	1427	2026 Dues	01/15/2026	01/29/2026	75.00	Dues	104111 - Admin Books, subscriptions,	
					<u>\$75.00</u>			
Freeway Propane	1428	150517	01/08/2026	01/29/2026	409.34	Propane	104126.5 - Town Hall - Repairs and mai	
					<u>\$409.34</u>			
Google.com/ Google Inc	DC7626	260102	01/02/2026	01/02/2026	259.69	Suite Workspace	104116 - Admin Computer & internet ex	
					<u>\$259.69</u>			
Hayes Godfrey Bell, P.C.	1429	12590	01/15/2026	01/29/2026	11,131.00	Legal	104139 - Admin Legal	
					<u>\$11,131.00</u>			
Internal Revenue Service	EFT	PR010426-760	01/06/2026	01/09/2026	102.98	Medicare Tax	102221 - Accrued SS, MC & FWT paya	
Internal Revenue Service	EFT	PR010426-760	01/06/2026	01/09/2026	201.88	Federal Income Tax	102221 - Accrued SS, MC & FWT paya	
Internal Revenue Service	EFT	PR010426-760	01/06/2026	01/09/2026	440.34	Social Security Tax	102221 - Accrued SS, MC & FWT paya	
					<u>\$745.20</u>			
Internal Revenue Service	EFT	PR011826-760	01/22/2026	01/23/2026	96.90	Medicare Tax	102221 - Accrued SS, MC & FWT paya	
Internal Revenue Service	EFT	PR011826-760	01/22/2026	01/23/2026	183.95	Federal Income Tax	102221 - Accrued SS, MC & FWT paya	
Internal Revenue Service	EFT	PR011826-760	01/22/2026	01/23/2026	414.38	Social Security Tax	102221 - Accrued SS, MC & FWT paya	
					<u>\$695.23</u>			
					<u>\$1,440.43</u>			
Les Olson Company	1442	MNS63452	01/27/2026	01/29/2026	552.60	Printer software and Support	104118 - Admin Copier Service and Mai	
Les Olson Company	1442	TEI63446	01/27/2026	01/29/2026	97.79	Telephone	104120 - Admin Telephone	
					<u>\$650.39</u>			

Fairfield Town
Check Register
All Bank Accounts - 01/01/2026 to 01/31/2026

Payee Name	Reference Number	Invoice Number	Invoice Ledger Date	Payment Date	Amount	Description	Ledger Account	Activity Code
	1430	Jan 2026 Cell	01/08/2026	01/29/2026	60.00	Jan 2026 Cell Phone	104120 - Admin Telephone	
	1430	Jan 2026 Chat G	01/08/2026	01/29/2026	20.00	Jan 2026 Chat GPT	104111 - Admin Books, subscriptions,	
	1430	Jan 2026 Zoom	01/08/2026	01/29/2026	20.00	Jan 2026 Zoom	104111 - Admin Books, subscriptions,	
					\$100.00			
McNeil Engineering	548	89499	01/29/2026	01/29/2026	2,167.50	Surveying Services	104141 - Admin Survey and Engineerin	
McNeil Engineering	1440	89500	01/08/2026	01/29/2026	740.00	Surveying Services	104141 - Admin Survey and Engineerin	
					\$2,907.50			
Miller, Llyod Bryant	549	294313	01/26/2026	01/29/2026	225.00	Testing Hours	516110 - Culinary operator stipend	
					\$225.00			
Mountainland Supply Company	DC5344	S107546292.002	01/20/2026	01/20/2026	611.03	Foam Meter Insulation	516141 - Repairs and maintenance	
					\$611.03			
Peacock, Bart	1443	Christmas2025	01/29/2026	01/29/2026	450.00	Christmas Event 2025	104167.3 - Christmas Events	
					\$450.00			
Pelorus Methods	EFT	251231	12/31/2025	01/12/2026	500.00	Software & Support Quarterly - Dec 2025 to Feb 20	104117 - Admin Pelorus Software	
Pelorus Methods	EFT	251231	12/31/2025	01/12/2026	600.00	Financial Services - Oct-Dec 2025	104117 - Admin Pelorus Software	
Pelorus Methods	EFT	251231	12/31/2025	01/12/2026	600.00	Payroll Services - Oct-Dec 2025	104117 - Admin Pelorus Software	
					\$1,700.00			
					\$1,700.00			
Prime Landscape Architecture	1431	26002	01/26/2026	01/29/2026	4,600.00	Landscape for Park	104173 - Parks and Improvement	
					\$4,600.00			
Rocky Mountain Power	1425	7519880	01/27/2026	01/27/2026	16,260.91	Power for Park	104173 - Parks and Improvement	
Rocky Mountain Power	550	Jan 2026	01/26/2026	01/29/2026	27.00	Pump	516128 - Utilities	
Rocky Mountain Power	1432	Jan 2026 Town h	01/26/2026	01/29/2026	48.85	Town Hall	104126.5 - Town Hall - Repairs and mai	
Rocky Mountain Power	550	Tank Jan 2026	01/26/2026	01/29/2026	108.10	Water Tank	516128 - Utilities	
					\$16,444.86			
					\$16,444.86			
State Fire DC Specialties	1433	Jan 2026 Cell	01/08/2026	01/29/2026	100.00	Jan 2026 Cell	104120 - Admin Telephone	
					\$100.00			
					\$100.00			
					\$69.90			
State Fire DC Specialties	1434	12657269	01/27/2026	01/29/2026	69.90	fire extinguishers - Inspection	104126.5 - Town Hall - Repairs and mai	
					\$69.90			
The Yard Dumpster	1441	7343	01/08/2026	01/29/2026	200.00	Dumpster	104191 - Trash collection	
The Yard Dumpster	1435	7352	01/08/2026	01/29/2026	200.00	Dumpster	104191 - Trash collection	
The Yard Dumpster	1435	7427	01/26/2026	01/29/2026	866.00	Dumpster	104191 - Trash collection	
					\$1,266.00			
					\$1,266.00			
Utah Barricade Company	1436	111442	01/19/2026	01/29/2026	556.82	message board (christmas event)	104167.3 - Christmas Events	
					\$556.82			
Utah County	DC7626	250106	01/06/2026	01/06/2026	125.00	UMCA Full Membership	104111 - Admin Books, subscriptions,	
Utah County	DC6324	260109	01/09/2026	01/09/2026	3.95	Utah County Real Property - Processing Fee	104125 - Admin Taxes - property	

Fairfield Town
Check Register
All Bank Accounts - 01/01/2026 to 01/31/2026

Payee Name	Reference Number	Invoice Number	Invoice Ledger Date	Payment Date	Amount	Description	Ledger Account	Activity Code
Utah County	DC6324	260109	01/09/2026	01/09/2026	202.03	Utah County Real Property	104125 - Admin Taxes - property	
					\$205.98			
					\$330.98			
Utah County Auditor	1437	65008	01/15/2026	01/29/2026	810.00	Law Enforcement	104151 - Police Contracted services	
Utah County Auditor	1437	65014	01/15/2026	01/29/2026	1,945.02	Law Enforcement	104151 - Police Contracted services	
					\$2,755.02			
Utah County Health Department	1424	20736	01/15/2026	01/27/2026	1,800.00	Park wastewater system	104173 - Parks and Improvement	
					\$1,800.00			
Utah Department of Commerce	1438	Qtr 2 2025	01/08/2026	01/29/2026	41.03	Building Permit Fee Surcharge June	104127 - Admin Bldg Permit fee state s	
					\$41.03			
Utah Local Government Trust	1439	1624163	01/08/2026	01/29/2026	194.47	Crime Policy	104124 - Admin Insurance	
					\$194.47			
Utah State Tax Commission	EFT	PR010426-17	01/06/2026	01/09/2026	85.53	State Income Tax	102222 - Accrued state withholding pay	
Utah State Tax Commission	EFT	PR011826-17	01/22/2026	01/23/2026	61.48	State Income Tax	102222 - Accrued state withholding pay	
					\$147.01			
xfinity	DC	260123	01/21/2026	01/21/2026	25.00		104116 - Admin Computer & internet ex	
					\$25.00			
					\$55,841.88			

**Fairfield Town
Bank Reconciliation Summary
All Bank Accounts - 01/31/2026**

Bank Account	Start Date	End Date	Bank Statement Balance	Calculated Book Balance	General Ledger Balance
1 General Alta Bank - Checking 5193	01/01/2026	01/31/2026	\$425,539.43	\$383,078.88	\$383,078.88
2 Water Alta Bank- Checking 5201	01/01/2026	01/31/2026	\$10,030.42	\$1,035.07	\$1,035.07
3 B & C Road Fund Alta Bank 5219	01/01/2026	01/31/2026	\$55,586.33	\$55,586.33	\$55,586.33
4 Savings Alta Bank 7099	01/01/2026	01/31/2026	\$0.00	\$0.00	\$0.00
Altabank- Road Impact Fee 0483	01/01/2026	01/31/2026	\$29,210.00	\$29,210.00	\$29,210.00
Altabank- Water Impact Fee 0475	01/01/2026	01/31/2026	\$728.00	\$728.00	\$728.00
Altabank- Cemetery Fund 0491	01/01/2026	01/31/2026	\$0.00	\$0.00	\$0.00
Moreton Investment	01/01/2026	01/31/2026	\$1,272,342.59	\$1,272,342.59	\$1,272,342.59
Altabank- Capital Fund	05/01/2021	07/31/2021	\$0.00	\$0.00	\$0.00
			\$1,793,436.77	\$1,741,980.87	\$1,741,980.87

Fairfield Town
1 General Alta Bank - Checking 5193
Bank Reconciliation - 01/01/2026 to 01/31/2026

Bank Statement Start Balance: \$65,866.64

Reconciled Deposits & Transfers

Type	Reference	Date	Amount
Deposit		01/12/2026	12,264.69
Deposit		01/13/2026	6,819.00
Deposit		01/13/2026	16,687.90
Deposit		01/20/2026	3,765.66
Transfer	Pay Water Bills	01/21/2026	-6,000.00
Deposit		01/27/2026	110.00
Deposit		01/27/2026	385,605.00
Deposit		01/28/2026	130.00
Deposit		01/28/2026	167.50
Deposit		01/28/2026	5,945.47

Reconciled Deposits & Transfers Total: \$425,495.22

Reconciled Checks & Withdrawals

Payee Name	Reference	Date	Amount
	1360	11/25/2025	67.30
#10 Utah Municipal Lawyers, PLLC (old - Sheeran La	1372	11/25/2025	1,140.00
Mckinney, Baylie	1378	12/05/2025	250.00
Rocky Mountain Power	1419	12/29/2025	47.61
	1415	12/29/2025	100.00
	1420	12/29/2025	100.00
#2 Blue Stakes of Utah 811	1410	12/29/2025	211.25
#7 The Yard Dumpster	1421	12/29/2025	392.50
Les Olson Company	1414	12/29/2025	1,254.60
Central Utah 911	1412	12/29/2025	1,384.71
Utah County Auditor	1422	12/29/2025	1,945.00
Bowen Collins	1411	12/29/2025	2,318.75
McNeil Engineering	1416	12/29/2025	3,052.50
Open Sky Productions LLC	1417	12/29/2025	6,250.00
Reed's Landscaping/Maintenance, LLC	1418	12/29/2025	13,294.75
Hayes Godfrey Bell, P.C.	1413	12/29/2025	14,726.00
Google.com/ Google Inc	DC7626	01/02/2026	259.69
Utah County	DC7626	01/06/2026	125.00
Payroll DD	0106261200	01/06/2026	2,991.93
Amazon.com	DC7626	01/08/2026	64.25
Amazon.com	DC7626	01/09/2026	-41.45
Utah State Tax Commission	EFT	01/09/2026	85.53
Utah County	DC6324	01/09/2026	205.98
Internal Revenue Service	EFT	01/09/2026	745.20
Pelorus Methods	EFT	01/12/2026	1,700.00
Amazon.com	DC7626	01/18/2026	189.53
Adobe	DC6324	01/20/2026	26.82
Amazon.com	DC7626	01/20/2026	245.93
xfinity	DC	01/21/2026	25.00
Payroll DD	0122261200	01/22/2026	2,840.68
Utah State Tax Commission	EFT	01/23/2026	61.48
Amazon.com	DC7626	01/23/2026	497.33
Internal Revenue Service	EFT	01/23/2026	695.23
Payroll DD	0127261200	01/27/2026	8,568.72

Reconciled Checks & Withdrawals Total: \$65,821.82

Charges & Interest

Description	Date	Amount
Difference	01/31/2026	-0.61

Charges & Interest Total: (\$0.61)

Bank Statement End Balance: \$425,539.43

Fairfield Town
2 Water Alta Bank- Checking 5201
Bank Reconciliation - 01/01/2026 to 01/31/2026

Bank Statement Start Balance: **\$6,441.05**

Reconciled Deposits & Transfers

Type	Reference	Date	Amount
Deposit		01/05/2026	75.00
Deposit		01/06/2026	55.00
Deposit		01/06/2026	110.00
Deposit		01/13/2026	110.00
Deposit		01/13/2026	110.00
Deposit		01/13/2026	116.00
Deposit		01/14/2026	55.00
Deposit		01/14/2026	63.00
Deposit		01/19/2026	55.00
Deposit		01/19/2026	55.00
Deposit		01/19/2026	55.00
Deposit		01/19/2026	61.00
Deposit		01/19/2026	62.00
Deposit		01/20/2026	55.00
Deposit		01/21/2026	55.00
Transfer	Pay Water Bills	01/21/2026	6,000.00
Deposit		01/26/2026	55.00
Deposit		01/26/2026	55.00
Deposit		01/26/2026	55.00
Deposit		01/26/2026	110.00
Deposit		01/29/2026	55.00

Reconciled Deposits & Transfers Total: \$7,422.00

Reconciled Checks & Withdrawals

Payee Name	Reference	Date	Amount
Richards Laboratories of Utah	544	12/29/2025	24.00
Badger Meter Services	540	12/29/2025	76.44
Rocky Mountain Power	545	12/29/2025	173.16
Miller, Llyod Bryant	543	12/29/2025	287.50
Bowen Collins	541	12/29/2025	603.00
McNeil Engineering	542	12/29/2025	2,057.50
Mountainland Supply Company	DC5344	01/20/2026	611.03

Reconciled Checks & Withdrawals Total: \$3,832.63

Bank Statement End Balance: \$10,030.42

Fairfield Town
3 B & C Road Fund Alta Bank 5219
Bank Reconciliation - 01/01/2026 to 01/31/2026

Bank Statement Start Balance: \$56,857.98

Reconciled Checks & Withdrawals

<u>Payee Name</u>	<u>Reference</u>	<u>Date</u>	<u>Amount</u>
Cedar Valley Automotive	146	12/29/2025	375.05
Safety Supply & Sign Co. Inc.	147	12/29/2025	896.60

Reconciled Checks & Withdrawals Total: \$1,271.65

Bank Statement End Balance: \$55,586.33