

South Davis Recreation District

Board Meeting

February 9th, 2026

5:30 p.m.

REVISE NOTICE OF AND AGENDA FOR the South Davis Recreation District Board meeting to be held at 550 N 200 W at the South Davis Recreation Center and via electronic means at the date and time given above to help those who prefer not to attend in person. The public is invited to join electronically and can do so by emailing mary@southdavisrecreation.com to ask for the information on joining the meeting.

AGENDA

1. Welcome
2. Citizen Matters
3. Recognition of March Employee of the Month
4. Approval of February 9th, 2026 Board Meeting Minutes
5. Review and Approval of February 2026 Expenditures and Financial Statement Review for January 2026
6. Announcement on District Clerk and Treasurer Positions
7. Report on Registration Software Outage
8. Discussion on Capital Projects and Emergency Purchases
9. Discuss and Plan Work Session for Mission, Vision, and Values
10. Executive Director Report
11. Closed session to discuss the acquisition or sale of real property, pending litigation and/or to discuss the character and/or competency of an individual(s).
12. Next Board Meeting – **April 13th, 2026**
13. Adjourn

1 **South Davis Recreation District**
2 **Administrative Control Board Meeting**

3 February 9th, 2026, at 5:30 p.m.
4

5 Board Members present:

6 Councilman Dan Bell, Bountiful City
7 Councilmember Dell Butterfield, West Bountiful City
8 Councilmember Gina Hirst, Centerville City
9 Councilmember Suzette Jackson, North Salt Lake City
10 John Norman, Board Appointed Representative
11 Brett Steadman, Board Appointed Representative
12 Mayor Ryan Westergard, Woods Cross City
13

14 Staff In Attendance:

15 Tif Miller, Executive Director	Jayne Blakesley, District Attorney
16 Scott McDonald, Aquatics & Fitness Director	Mary Gadd, Office Manager
17 Cory Haddock, Ice & Recreation Director	Tyson Beck, District Clerk
18 Tom Lund, Maintenance Supervisor	Olivia Earl, Intern

19

20 Others in Attendance:

21 David Burgoyne (Assistant Finance Director), Steve Carlson (Bountiful)
22

23 **WELCOME**

24
25 Chairman Westergard opened the meeting at 5:36 p.m.
26

27 **SWEARING IN OF BOARD MEMBER**

28
29 David Burgoyne administered the oath of office to Councilmember Hirst.
30

31 **CITIZEN MATTERS**

32
33 None.
34

35 **RECOGNITION OF EMPLOYEE OF THE MONTH**

36
37 Mr. Miller recognized Rheanna Jones as the employee of the month of February.
38

39 **APPROVAL OF JANUARY 12TH, 2026 BOARD MEETING MINUTES**

40
41 Minutes of the Administrative Control Board Meeting held on January 12th, 2026, was
42 approved on a motion made by Councilman Bell, and was seconded by Councilmember Butterfield.
43 Board Members Bell, Butterfield, Hirst, Jackson, Norman, Steadman, and Westergard voted “aye.”
44

45 **REVIEW AND APPROVAL OF EXPENDITURES/FINANCIAL STATEMENT REVIEW**
46 **FOR JANUARY 2026**
47

48 Mr. Miller highlighted the following expenditures:

- 49 • US Bank (#1) - \$1,295,400.00 for the final debt payment on a bond
- 50 • Icebuilders Accessories (#16) – \$4,800.00 for ice skates
- 51 • Canon Solutions America (#33) - \$19,631.03 for copier machines
- 52 • Summit Energy (#40) - \$14,666.47 for gas supplied
- 53 • Peaks Software (#46) - \$7,133.38 for annual fees for point-of-sale software
- 54 • Questar (#53) – \$2,719.76 for gas supplied
- 55 • Firetrol Protection Systems (#63) – \$2,430.00 annual fire inspection
- 56 • Broadcast Music Inc (#82) - \$1,245.75 for facility music license
- 57 • American National Red Cross (#119) - \$1,286.00 for
- 58 • Intermountain Business Forms (#122) - \$16,839.51 for Thanksgiving Day race shirts
- 59 • Pacific Fitness Products (#125) - \$34,476.00 for partial filling of an order of treadmills

60
61 Councilmember Butterfield brought up different investment option that could perhaps be
62 beneficial for the District.

63
64 Total expenditures of \$1,922,909.26 for the period of January 1, 2026, to January 31, 2026,
65 was approved on a motion made by Councilmember Butterfield, and seconded by Councilmember
66 Jakson. Board Members Bell, Butterfield, Hirst, Jackson, Norman, Steadman, and Westergard voted
67 “aye.”

68 69 **STAFF REPORT – RECREATION AND ICE DIRECTOR**

70
71 Cory Haddock reported on the following:

- 72 • Flag football is a popular program, limited space is available due to field availability
- 73 • Spring baseball and soccer registrations are filling up as well
- 74 • Ice Ribbon is weather dependent and the warm winter has been hard
- 75 • Large demand for learn to skate hockey and interest is growing

76 77 **REVIEW AND DISCUSSION ON MISSION, VISION, AND CORE VALUES**

78
79 Mr. Miller focused on the strategic priorities portion, giving a quick description of each point.
80 Mr. Miller suggested that in future meetings setting aside time to develop goals and the steps needed
81 to achieve them.

82
83 Councilmember Jackson asked about grant opportunities for the District and Mr. Miller
84 answered that as a special district there are limited grants that can be applied for. Councilmember
85 Jackson also suggested pointing the community to other entities that are already offering programs to
86 avoid duplication. Councilmember Hirst appreciated offering low-income financial assistance for
87 programs. Mr. Norman reflected on how decisions would be made when conflicts arise for facility
88 space and shared a thought of creating tiers in how to prioritize programs and use.

89 90 **UPDATE ON POSSIBLE FUTURE PROJECT COSTS**

91
92 Mr. Miller reported that last fall he reached out to contractors but after receiving the estimates
93 he noticed that some things were not consistent. He said the estimates could still be used to assess if
94 further explorations on projects continue to be reviewed and how they may want to move forward

95 with some projects. He noted that certain projects can be grouped together and can save on costs.

96
97 Board Members asked questions and commented on the possible projects and how to fund
98 them. Mr. Miller talked about the history of some of the projects and the original bonds. Mr. Miller
99 stated that as the board sets goals that will help make some decisions on possible future projects.

100

101 **EXECUTIVE DIRECTOR REPORT**

102

103 Mr. Miller reported on the following items:

- 104 • Adding hockey on Sundays has increased rentals 18 hours for January
- 105 • Warm weather has not be great for the Ice Ribbon; chiller hasn't been replaced yet
- 106 • Daycare admissions have increased and looking at expanding options
- 107 • Setting up free city days with each city
- 108 • New non-resident daily admission rate has netted an additional \$600
- 109 • Scoreboard is operating but will be budgeting for a new one

110

111 **CLOSED SESSION**

112

113 No closed session was held.

114

115 **ADJOURNMENT**

116

117 At 7:31 p.m. Councilmember Butterfield made a motion to adjourn the meeting.

118 Councilmember Jackson seconded the motion.

SOUTH DAVIS RECREATION DISTRICT

Cash Disbursements Submitted For Approval

For the Period February 1-28, 2026

AGENDA ITEM # _____

VENDOR	PURPOSE	CHECK NO.	DOCUMENT DATE	CHECK AMOUNT
<u>Payroll & Electronic Disbursements:</u>				
1 INTERNAL REVENUE SERVICE	FED TAX DEPOSIT FOR PAY PERIOD ENDING 1/24/2026	EFTPS	2/3/2026	24,415.22
2 UTAH STATE RETIREMENT SYSTEM	URS ACH DEPOSIT OF RETIREMENT MONEY FOR PPE 1/10/2026	ACH	2/4/2026	6,782.10
3 UTAH STATE RETIREMENT SYSTEM	URS ACH DEPOSIT OF RETIREMENT MONEY FOR PPE 1/24/2026	ACH	2/9/2026	7,698.40
4 SOUTH DAVIS RECREATION DISTRICT EMPLOYEES	PAYROLL (direct deposit & physical checks) PPE 2/7/2026	ACH	2/13/2026	106,822.80
5 INTERNAL REVENUE SERVICE	FED TAX DEPOSIT FOR PAY PERIOD ENDING 2/7/2026	EFTPS	2/13/2026	23,959.58
6 UTAH STATE RETIREMENT SYSTEM	URS ACH DEPOSIT OF RETIREMENT MONEY FOR PPE 2/7/2026	ACH	2/18/2026	7,357.69
7 CREDIT CARD PROCESSORS (BANKCARD & FIRSTFUND)	JANUARY 2026 CREDIT CARD FEES	ACH	2/19/2026	6,709.46
8 STATE TAX COMMISSION	E-PMT OF SALES/RESTAURANT TAX FOR DECEMBER SALES	ACH	2/24/2026	23,314.30
9 SOUTH DAVIS RECREATION DISTRICT EMPLOYEES	PAYROLL (direct deposit & physical checks) PPE 2/21/2026	ACH	2/27/2026	104,320.91
10 INTERNAL REVENUE SERVICE	FED TAX DEPOSIT FOR PAY PERIOD ENDING 2/21/2026	EFTPS	2/27/2026	23,004.85
11 CREDIT CARD PROCESSORS (BANKCARD & FIRSTFUND)	JANUARY 2026 CREDIT CARD FEES	ACH	2/28/2026	12,293.80
12 US BANK	PAYMENT FOR JAN 2026 BANK ANALYSIS FEE	ACH	2/28/2026	684.75
<u>Accounts Payable Check Disbursements:</u>				
13 BECKER ARENA PRODUCTS, INC.	Ice Ribbon supplies	81827	2/5/2026	57.93
14 BLOMQUIST HALE CONSULTING GROUP	EAC coverage	81828	2/5/2026	400.00
15 C E M MAINTENANCE INC	Pool Grates	81829	2/5/2026	1,751.60
16 CINTAS CORP	Mats	81830	2/5/2026	27.02
17 ERC WIPING PRODUCTS	Gym Wipes	81831	2/5/2026	780.00
18 GRAINGER, INC.	Misc. Parts/Supplies	81832	2/5/2026	119.60
19 CITIBANK, N.A.	Cold Patch for parking lot	81833	2/5/2026	158.34
20 INTERMOUNTAIN BUSINESS FORMS, INC	Performance Tee's	81834	2/5/2026	868.03
21 MARATHON PRINTING, INC.	Race Bib's	81835	2/5/2026	159.77
22 INTERNATIONAL CITY MANAGEMENT ASSOCIATION	PPE 01/24/2026	81836	2/5/2026	187.57
23 INTERNATIONAL CITY MANAGEMENT ASSOCIATION	PPE 01/24/2026	81837	2/5/2026	444.44
24 NATIONAL BACKGROUND & SCREENING SERVICES LLC	Background Checks	81838	2/5/2026	621.40
25 NUCO2 INC. AND SUBSIDIARIES	Pool Co2	81839	2/5/2026	473.85
26 OFFICE OF RECOVERY SERVICES	PPE 01/24/2026	81840	2/5/2026	213.23
27 OTIS ELEVATOR COMPANY	Elevator Maintenance	81841	2/5/2026	6,907.68
28 EFBE, INC	Hot Tub Filter parts	81842	2/5/2026	328.28
29 STATE OF UTAH	JANUARY 2026 STATE TAX WITHHOLDING	81843	2/5/2026	8,054.28
30 STATE OF UTAH	FEBRUARY 2026 UNEMPLOYMENT	81844	2/5/2026	146.24
31 PICARD CORPORATION	Ice Rink Salt	81845	2/5/2026	370.44
32 THATCHER COMPANY, INC	Pool Chlorine	81846	2/5/2026	6,165.03
33 WORKER'S COMPENSATION FUND	FEBRUARY 2026 PREMIUM PAYMENT	81847	2/5/2026	2,852.40
34 BOUNTIFUL CITY	Utilities	81848	2/5/2026	46,322.98
35 UTAH CARENOW URGENT CARE LLC	drug testing	81849	2/5/2026	393.00

VENDOR	PURPOSE	CHECK NO.	DOCUMENT DATE	CHECK AMOUNT
36 NATIONAL BACKGROUND & SCREENING SERVICES LLC	Background Check	81850	2/5/2026	956.00
37 ACE RECYCLING AND DISPOSAL, INC	Recycle Can	81851	2/11/2026	98.12
38 AMERICAN NATIONAL RED CROSS	CPR/AED Training	81852	2/11/2026	390.00
39 ATHLETIFY, INC	Staff Scheduling	81853	2/11/2026	999.00
40 BOUNTIFUL CITY	Monthly Contract and Fule purchased for January 2026	81854	2/11/2026	21,696.65
41 CARPENTER PAPER CO.	Misc. Parts/Supplies	81855	2/11/2026	150.38
42 CINTAS CORP	Mats	81856	2/11/2026	27.02
43 CODALE ELECTRIC SUPPLY, INC.	Misc. Parts/Supplies	81857	2/11/2026	168.00
44 COUNTRY LANE WARD	Refund Cleaning Deposit	81858	2/11/2026	200.00
45 GRAINGER, INC.	Misc. Parts/Supplies	81859	2/11/2026	189.60
46 MATTHEW HEADLEE	Refund Swim Lessons	81860	2/11/2026	49.00
47 INTERMOUNTAIN BUSINESS FORMS, INC	Misc. Uniforms	81861	2/11/2026	1,371.51
48 PARKER JOLLEY	Refund Swim Lessons	81862	2/11/2026	39.00
49 CHRISTI MAJORS	USA Swim Reg Coach Certification	81863	2/11/2026	95.00
50 NETWIZE, INC.	Misc. Parts/Supplies	81864	2/11/2026	6,215.34
51 NUCO2 INC. AND SUBSIDIARIES	Pool Co2	81865	2/11/2026	264.88
52 ODP BUSINESS SOLUTIONS, LLC	Misc. Office Supplies	81866	2/11/2026	202.96
53 POWER ENGINEERING CO., INC.	Rink Cooling Tower	81867	2/11/2026	1,193.92
54 CATERINA ROSSIN	Refund Snowplow	81868	2/11/2026	58.00
55 NANI SCANLAN	Refund Cleaning Deposit	81869	2/11/2026	100.00
56 SAGE SIMONSEN	Refund Membership fee	81870	2/11/2026	42.80
57 NUSTREAM, INC.	Misc. Parts/Supplies	81871	2/11/2026	776.40
58 T-MOBILE USA, INC.	Cell Phone Support	81872	2/11/2026	58.25
59 THATCHER COMPANY, INC	Pool Acid	81873	2/11/2026	1,460.10
60 HANNAH THURGOOD	Refund Cleaning Deposit	81874	2/11/2026	200.00
61 TARA WILHELMSSEN	Reimbursed for USA Swim Official	81875	2/11/2026	40.00
62 BOUNTIFUL CITY	Fuel purchased in December 2025	81876	2/11/2026	58.56
63 COLORADO TIME SYSTEMS	Scoreboard Controller Replacement	81877	2/11/2026	1,200.00
64 JOHN C STRIDER	Maxiflex Model B Diving Board	81878	2/11/2026	6,803.92
65 LOYAL PERCH MEDIA LLC	Advertising	81879	2/11/2026	300.00
66 REFRIGERATION SUPPLIES DISTRIBUTOR	Refrigerant	81880	2/11/2026	760.00
67 MATIK, RONALD J.	Oranges for Water Polo fundraiser	81881	2/17/2026	5,600.00
68 WORKER'S COMPENSATION FUND	Coverage for 2025	81882	2/18/2026	723.00
69 B & H PHOTO-VIDEO	Fargo Standard Black Ribbon	81883	2/18/2026	30.72
70 CARPENTER PAPER CO.	Hand Soap	81884	2/18/2026	290.10
71 C E M MAINTENANCE INC	Pool Lights	81885	2/18/2026	991.28
72 CINTAS CORP	Mats	81886	2/18/2026	27.02
73 QUESTAR GAS COMPANY	Utillties	81887	2/18/2026	3,800.51
74 GRAINGER, INC.	Misc. Parts/Supplies	81888	2/18/2026	65.69
75 HARTFORD-PRIORITY ACCOUNTS	FEBRUARY PREMIUM PAYMENT	81889	2/18/2026	457.66
76 HARTFORD-PRIORITY ACCOUNTS	FEBRUARY PREMIUM PAYMENT	81890	2/18/2026	291.72

VENDOR	PURPOSE	CHECK NO.	DOCUMENT DATE	CHECK AMOUNT
77 HOLDSTOCK, STEFFANIE	Reimbursed for USA Registration	81891	2/18/2026	95.00
78 INTERNATIONAL CITY MANAGEMENT ASSOCIATION	PPE 02/07/2026	81892	2/18/2026	133.23
79 INTERNATIONAL CITY MANAGEMENT ASSOCIATION	PPE 02/07/2026	81893	2/18/2026	444.44
80 JENNY NOALL	Reimbursed for staff appreciation	81894	2/18/2026	34.03
81 NUCO2 INC. AND SUBSIDIARIES	Pool Co2	81895	2/18/2026	665.32
82 ODP BUSINESS SOLUTIONS, LLC	Index	81896	2/18/2026	0.78
83 OFFICE OF RECOVERY SERVICES	PPE 02/07/2026	81897	2/18/2026	213.23
84 PINPROS, INC.	Sweetheart Race	81898	2/18/2026	2,005.00
85 PUBLIC EMPLOYEES HEALTH PROGRAM	MARCH PREMIUM PAYMENT	81899	2/18/2026	25,322.18
86 PUBLIC EMPLOYEES HEALTH PROGRAM	PPE 02/07/2026	81900	2/18/2026	836.23
87 QUICKSCORES LLC	Software for Youth Basketball	81901	2/18/2026	1,008.00
88 STEADMAN, KATHLEEN	Reimbursed for cleaning supplies	81902	2/18/2026	158.37
89 UTAH RECREATION & PARKS ASSOC.	URPA 2026 Conf. Registration	81903	2/18/2026	450.00
90 UTAH SWIMMING, INC.	Splash Fees for Polar Bear Meet	81904	2/18/2026	1,652.50
91 TARA WILHELMSSEN	Reimbursed for background check	81905	2/18/2026	73.00
92 BATTERY SYSTEMS INC	Batteries	81906	2/25/2026	75.64
93 CALIBER CLEANING SERVICES LLC	Janitorial srvc	81907	2/25/2026	9,640.00
94 CANON SOLUTIONS AMERICA INC	Maintenance & usage	81908	2/25/2026	19.32
95 HAYES GODFREY BELL, P.C.	Legal Services	81909	2/25/2026	1,826.00
96 CITIBANK, N.A.	Ice Desk	81910	2/25/2026	79.97
97 INTERMOUNTAIN BUSINESS FORMS, INC	backpacks/waist packs/bears/tees	81911	2/25/2026	8,261.32
98 LOYAL PERCH MEDIA LLC	Advertising	81912	2/25/2026	300.00
99 NETWIZE, INC.	Dell Support	81913	2/25/2026	1,693.63
100 STATE OF UTAH	State Mail	81914	2/25/2026	949.95
101 STEP SAVER INC	Building salt	81915	2/25/2026	256.50
102 SUMMIT ENERGY, LLC	Gas	81916	2/25/2026	13,871.92
103 CARPENTER PAPER CO.	Ribbon TP & Rec Trash Liners	81917	2/25/2026	905.18
104 CINTAS CORP	Mats	81918	2/25/2026	27.02
105 CPR SAVERS & FIRST AID SUPPLY	Cpr Manuals	81919	2/25/2026	6,624.14
106 INTERNATIONAL ASSOCIATION FOR HUMAN VALUES	SkyBreath class fees	81920	2/25/2026	2,800.00
107 LOYAL PERCH MEDIA LLC	Jan ads 1/2 page	81921	2/25/2026	450.00
108 STATE OF UTAH	State Mail	81922	2/25/2026	915.68
TOTAL CASH DISBURSEMENTS FOR BOARD APPROVAL.....				\$ 565,396.66

SOUTH DAVIS RECREATION DISTRICT
Cash Disbursements Submitted For Approval
For the Period January 1-31, 2026

AGENDA ITEM # _____

VENDOR	PURPOSE	CHECK NO.	DOCUMENT DATE	CHECK AMOUNT
<u>Payroll & Electronic Disbursements:</u>				
1 US BANK	ANNUAL BOND PRINCIPAL (\$1,270,000) AND INTEREST (\$25,400)	ACH	1/2/2026	1,295,400.00
2 SOUTH DAVIS RECREATION DISTRICT EMPLOYEES	PAYROLL (direct deposit & physical checks) PPE 12/27/2025	ACH	1/2/2026	83,958.06
3 INTERNAL REVENUE SERVICE	FED TAX DEPOSIT FOR PAY PERIOD ENDING 12/27/2025	EFTPS	1/5/2026	18,857.00
4 CREDIT CARD PROCESSORS (BANKCARD & FIRSTFUND)	DEC 2025 CREDIT CARD FEES	ACH	1/5/2026	11,492.21
5 UTAH STATE RETIREMENT SYSTEM	URS ACH DEPOSIT OF RETIREMENT MONEY FOR PPE 12/13/2025	ACH	1/13/2026	6,949.61
6 SOUTH DAVIS RECREATION DISTRICT EMPLOYEES	PAYROLL (direct deposit & physical checks) PPE 1/10/2026	ACH	1/16/2026	94,222.18
7 INTERNAL REVENUE SERVICE	FED TAX DEPOSIT FOR PAY PERIOD ENDING 1/10/2026	EFTPS	1/20/2026	20,927.00
8 UTAH STATE RETIREMENT SYSTEM	URS ACH DEPOSIT OF RETIREMENT MONEY FOR PPE 12/27/2025	ACH	1/20/2026	6,612.32
9 STATE TAX COMMISSION	E-PMT OF SALES/RESTAURANT TAX FOR DECEMBER SALES	ACH	1/28/2026	25,715.42
10 SOUTH DAVIS RECREATION DISTRICT EMPLOYEES	PAYROLL (direct deposit & physical checks) PPE 1/24/2026	ACH	1/30/2026	106,513.15
11 CREDIT CARD PROCESSORS (BANKCARD & FIRSTFUND)	DEC 2025 CREDIT CARD FEES	ACH	1/31/2026	12,929.00
12 US BANK	PAYMENT FOR DEC 2025 BANK ANALYSIS FEE	ACH	1/31/2026	720.71
<u>Accounts Payable Check Disbursements:</u>				
13 C E M MAINTENANCE INC	U/V touch screen for hottub - Cust # SOU04	81703	1/7/2026	2,991.75
14 NCH CORPORATION	Toilet Blocks - Cust # 310014	81704	1/7/2026	177.45
15 GRAINGER, INC.	Misc. Parts/Supplies - Acct # 869791764	81705	1/7/2026	154.06
16 GRITTON & ASSOCIATES, INC.	Pool heat recovery pump parts	81706	1/7/2026	2,247.77
17 ICEBUILDERS ACCESSORIES, INC.	Ice Ribbon Skates	81707	1/7/2026	4,800.00
18 LINDE GAS & EQUIPMENT INC.	Welding Tank - Cust # 71460880	81708	1/7/2026	39.45
19 AMBIENT ENTERPRISES HOLDCO LLC	Pool r/t unit parts	81709	1/7/2026	1,965.00
20 NUCO2 INC. AND SUBSIDIARIES	Pool Co2 - Cust # 489312	81710	1/7/2026	372.43
21 EFBE, INC	Hot tub filter parts	81711	1/7/2026	355.76
22 RACE SWAMI	Nov. 1st Meet	81712	1/7/2026	660.00
23 T-MOBILE USA, INC.	Account # 706133733	81713	1/7/2026	58.24
24 BLOMQUIST HALE CONSULTING GROUP	EAC coverage	81714	1/7/2026	400.00
25 CINTAS CORP	Mats	81715	1/7/2026	27.02
26 HARTFORD-PRIORITY ACCOUNTS	JANUARY PREMIUM PAYMENT	81716	1/7/2026	447.22
27 HARTFORD-PRIORITY ACCOUNTS	JANUARY PREMIUM PAYMENT	81717	1/7/2026	291.72
28 INTERNATIONAL CITY MANAGEMENT ASSOCIATION	PPE 12/27/2025	81718	1/7/2026	129.42
29 INTERNATIONAL CITY MANAGEMENT ASSOCIATION	PPE 12/27/2025	81719	1/7/2026	433.59
30 OFFICE OF RECOVERY SERVICES	PPE 12/27/2025	81720	1/7/2026	213.23
31 PUBLIC EMPLOYEES HEALTH PROGRAM	JANUARY PREMIUM PAYMENT	81721	1/7/2026	25,886.65
32 PUBLIC EMPLOYEES HEALTH PROGRAM	PPE 12/27/2025	81722	1/7/2026	836.23
33 STATE OF UTAH	DECEMBER 2025 STATE TAX WITHHOLDING	81723	1/7/2026	5,323.16
34 CANON SOLUTIONS AMERICA INC	Copier - Acct # 1795516	81724	1/14/2026	19,631.03
35 HAYES GODFREY BELL, P.C.	Legal Fees for Dec. 2025	81725	1/14/2026	1,342.00

VENDOR	PURPOSE	CHECK NO.	DOCUMENT DATE	CHECK AMOUNT
36 CITIBANK, N.A.	Misc. Parts/Supplies	81726	1/14/2026	90.57
37 LINDE GAS & EQUIPMENT INC.	Cylinder Rental - Cust # 71460880	81727	1/14/2026	77.92
38 MARATHON PRINTING, INC.	Race Bib's - Acct # 4617	81728	1/14/2026	468.25
39 NUCO2 INC. AND SUBSIDIARIES	Pool Co2 - Cust # 489312	81729	1/14/2026	495.16
40 PEAK SOFTWARE SYSTEMS, INC.	Sportsman SendGrid Account	81730	1/14/2026	100.00
41 SUMMIT ENERGY, LLC	Gas Supply for December 2025	81731	1/14/2026	14,666.47
42 BOULDER VALLEY LLC	Hooded Sweatshirts & Men's Uniforms	81732	1/14/2026	510.84
43 CINTAS CORP	Mats	81733	1/14/2026	27.02
44 FIRETROL PROTECTION SYSTEMS, INC.	Fire Alarm Monitoring - Cust # 3501187	81734	1/14/2026	119.85
45 KADE HUFF	Flag Football Conf. expense	81735	1/14/2026	195.00
46 M-ONE SPECIALTIES, INC.	Misc. Parts/Supplies	81736	1/14/2026	240.72
47 PEAK SOFTWARE SYSTEMS, INC.	Sportsman Core Annual Fees	81737	1/14/2026	7,133.38
48 STREAMLINE SOFTWARE, INC.	Streamline Flex software	81738	1/14/2026	550.00
49 UNIVERSAL GRINDING COMPANY, INC.	Ice Knife Sharpening	81739	1/14/2026	135.00
50 B & B SPECIALTIES, LLC	Dressing Room Mirrors	81740	1/21/2026	308.00
51 BOUNTIFUL CITY	December 2025 monthly contract	81741	1/21/2026	21,218.82
52 CALIBER CLEANING SERVICES LLC	December 2025 Janitorial Service	81742	1/21/2026	9,640.00
53 CANON SOLUTIONS AMERICA INC	Maintenance	81743	1/21/2026	793.95
54 QUESTAR GAS COMPANY	Account # 7275871119	81745	1/21/2026	2,719.70
55 CITIBANK, N.A.	Misc. Parts/Supplies	81746	1/21/2026	197.79
56 INTERMOUNTAIN BUSINESS FORMS, INC	Misc. for comp basketball - Client # 9290	81747	1/21/2026	700.00
57 LEFAVOR ENVELOPE CO.	Envelopes - Cust # SDRC	81748	1/21/2026	994.50
58 LUMOS HOLDINGS US ACQUISITION CO	Weight Machine Parts	81749	1/21/2026	102.47
59 MLK, INC	Pool Gate Keys & Building Keys	81750	1/21/2026	84.20
60 STATE OF UTAH	State Mail - Acct # MA4265	81753	1/21/2026	465.08
61 ACE RECYCLING AND DISPOSAL, INC	Recycle Can - Acct # 28838	81754	1/21/2026	98.12
62 CALIBER CLEANING SERVICES LLC	January 2026 janitorial services	81755	1/21/2026	9,640.00
63 CINTAS CORP	Mats	81756	1/21/2026	27.02
64 FIRETROL PROTECTION SYSTEMS, INC.	Annual Fire system inspection - Cust # 3509892	81757	1/21/2026	2,430.00
65 GADD, MARY	Reimbursed for special event supplies	81758	1/21/2026	500.00
66 GRAINGER, INC.	Misc. Office Supplies - Acct # 869791764	81759	1/21/2026	108.34
67 CITIBANK, N.A.	Drill Bits	81760	1/21/2026	92.94
68 KADE HUFF	Rental Car Reimbursement	81761	1/21/2026	448.40
69 LOYAL PERCH MEDIA LLC	Feb. 2026 advertising	81762	1/21/2026	300.00
70 MLK, INC	Mater Keys	81763	1/21/2026	44.91
71 INTERNATIONAL CITY MANAGEMENT ASSOCIATION	PPE 01/10/2026	81764	1/21/2026	133.36
72 INTERNATIONAL CITY MANAGEMENT ASSOCIATION	PPE 01/10/2026	81765	1/21/2026	445.57
73 NATIONAL BENEFIT SERVICES CAFETERIA	NBS ADMIN FEES DECEMBER	81766	1/21/2026	52.00
74 NUCO2 INC. AND SUBSIDIARIES	Pool Co2 - Cust # 489312	81767	1/21/2026	1,206.52
75 OFFICE OF RECOVERY SERVICES	PPE 01/10/2026	81768	1/21/2026	213.23
76 PUBLIC EMPLOYEES HEALTH PROGRAM	FEBRUARY PREMIUM PAYMENT	81769	1/21/2026	25,356.08

VENDOR	PURPOSE	CHECK NO.	DOCUMENT DATE	CHECK AMOUNT
77 PUBLIC EMPLOYEES HEALTH PROGRAM	PPE 01/10/2026	81770	1/21/2026	836.23
78 STEP SAVER INC	Building Salt - Cust # 2607	81771	1/21/2026	242.59
79 SUNRISE ENVIRONMENTAL	Drain Cleaner	81772	1/21/2026	1,133.02
80 THATCHER COMPANY, INC	Pool Acid - Acct # C4454	81773	1/21/2026	1,455.39
81 AMERICAN AIR FILTER COMPANY INC	Building R/T unit Filter - Cust # 98122924	81774	1/28/2026	1,283.40
82 BATTERY SYSTEMS INC	Fire Alarm Batteries	81775	1/28/2026	208.27
83 BROADCAST MUSIC INC.	Music License - Acct # 1457626	81776	1/28/2026	1,245.75
84 CARPENTER PAPER CO.	TP, Towel, and Trash Liners - Cust ID 33503	81777	1/28/2026	2,975.66
85 C E M MAINTENANCE INC	Hot Tub Parts - Cust # SOU04	81778	1/28/2026	200.99
86 CINTAS CORP	Mats	81779	1/28/2026	27.02
87 COMCAST CABLE	Account # 8495 44 085 0418644	81780	1/28/2026	87.44
88 JOB CYRIL	USA Swim Registration	81781	1/28/2026	190.00
89 PAUL ENSIGN	Refund Cleaning Deposit	81782	1/28/2026	200.00
90 CORI EYRING	Refund Jr. Jazz	81783	1/28/2026	76.00
91 DAVID GILBERT	Refund Basketball	81784	1/28/2026	71.00
92 KELLIE GILOT	Refund Basketball	81785	1/28/2026	76.00
93 KATIE GOUGH	Refund Basketball	81786	1/28/2026	53.00
94 GRAINGER, INC.	Misc. Parts/Supplies - Acct # 869791764	81787	1/28/2026	38.70
95 DOUGLAS GREER	Refund Jr. Jazz	81788	1/28/2026	124.00
96 TERESA HAMILTON	Refund Basketball	81789	1/28/2026	137.00
97 GARY JACKETTA	Refund Cleaning Deposit	81790	1/28/2026	200.00
98 VALENE JACOBSEN	Refund annual pass	81791	1/28/2026	236.84
99 JONES, WENDY	Reimbursed for ACSM Recertification	81792	1/28/2026	70.00
100 CHAD LARSON	Refund Adult Swim Lessons	81793	1/28/2026	24.00
101 ELIZABETH LARSON	Refund EFT membership fee	81794	1/28/2026	64.35
102 LINDE GAS & EQUIPMENT INC.	Cylinder Rental - Cust # 71460880	81795	1/28/2026	40.30
103 LUNDQUIST SALES, INC	Lap pool boiler parts	81796	1/28/2026	49.50
104 M-ONE SPECIALTIES, INC.	Pool Shower Parts	81797	1/28/2026	509.40
105 CODY MADSEN	Refund Cleaning Deposit	81798	1/28/2026	200.00
106 ASHLEY MILLER	Refund Jr. Jazz	81799	1/28/2026	71.00
107 MURPHY, WENDY	Refund the Mon & Wed Classes	81800	1/28/2026	83.00
108 AARON NORTON	Master's Membership	81801	1/28/2026	105.00
109 NUCO2 INC. AND SUBSIDIARIES	Pool Co2 - Cust # 489312	81802	1/28/2026	379.76
110 ODP BUSINESS SOLUTIONS, LLC	Misc. Office Supplies - Billing ID 289855	81803	1/28/2026	97.68
111 LAUREN PASKETT	Refund Basketball	81804	1/28/2026	35.00
112 PENROD, DAVID D.	Refund annual pass	81805	1/28/2026	48.26
113 EMILY SLONAKER	Refund Basketball	81806	1/28/2026	83.00
114 SOUTH DAVIS SEWER DISTRICT	Account # 35963-00	81807	1/28/2026	6,318.00
115 STEP SAVER INC	Building Salt - Cust # 2607	81808	1/28/2026	165.87
116 MICHELLE THORLEY	Refund Basketball	81809	1/28/2026	81.00
117 LAUREN TONGE	Refund Basketball	81810	1/28/2026	65.00

VENDOR	PURPOSE	CHECK NO.	DOCUMENT DATE	CHECK AMOUNT
118 ASHLEY TORRES	Refund Basketball	81811	1/28/2026	66.00
119 UNIVERSAL GRINDING COMPANY, INC.	Ice Knife Sharpening	81812	1/28/2026	144.00
120 AMERICAN NATIONAL RED CROSS	LTS Facility Fee, CPR/AED Training, Lifeguard Training	81813	1/28/2026	1,286.00
121 CITIBANK, N.A.	Misc. Parts/Supplies	81814	1/28/2026	20.95
122 HYDRO-FIT	Wave Belts - Cust # 25568	81815	1/28/2026	953.84
123 INTERMOUNTAIN BUSINESS FORMS, INC	Thanksgiving Day Shirts & Uniforms	81816	1/28/2026	16,839.51
124 BADGER MANAGEMENT, LLC	Food	81817	1/28/2026	804.90
125 PEAK SOFTWARE SYSTEMS, INC.	December 2025 Sportsman	81818	1/28/2026	48.50
126 PACIFIC FITNESS PRODUCTS LLC	Treadmill	81819	1/28/2026	34,476.00
127 RECREATION SUPPLY CO	Pool Vacuum Parts - Cust # V43941	81820	1/28/2026	1,069.53
128 HERITAGE POOL SUPPLY GROUP, INC.	Pod Vacuum replacement - Acct # REC57926	81821	1/28/2026	232.05
129 UTAH SWIMMING, INC.	Splash Fees 12/13/2025 Pentathlon	81822	1/28/2026	798.75
130 UTAH SWIMMING, INC.	Utah Senior Champs Meet Fees	81823	1/28/2026	1,862.00
TOTAL CASH DISBURSEMENTS FOR BOARD APPROVAL.....			\$	<u>1,934,401.47</u>

Cash & Investments - South Davis Recreation District

Total Restricted and Unrestricted Cash & Investments - 12/31/2025		5,764,904
	Increase/(decrease) from previous cash report	(967,321)
Total Restricted and Unrestricted Cash & Investments as of 1/31/2026	\$	4,797,583 *

Restrictions on Cash vs Availability

[A] Operating Reserve (four-month emergency reserve)	\$	2,041,000
[B] Capital Reserve ("large and infrequent capital asset replacement/repair")		1,090,000
[C] Additional \$1 million Capital Asset "Major Repairs" Reserve		1,000,000
[D] Approved 2026 capital projects		563,037
Total Restrictions on Cash.	\$	4,694,037
Total of Cash Reserves Used & Unreplenished.	\$	103,546

NOTES:

This cash analysis does not consider residual cash surpluses or deficits from future operations. It is just an analysis of current cash balances compared to known cash outflows, reserve requirements, and current-year capital plans.

* Represents cash and investments of all types actually on books as of report date.

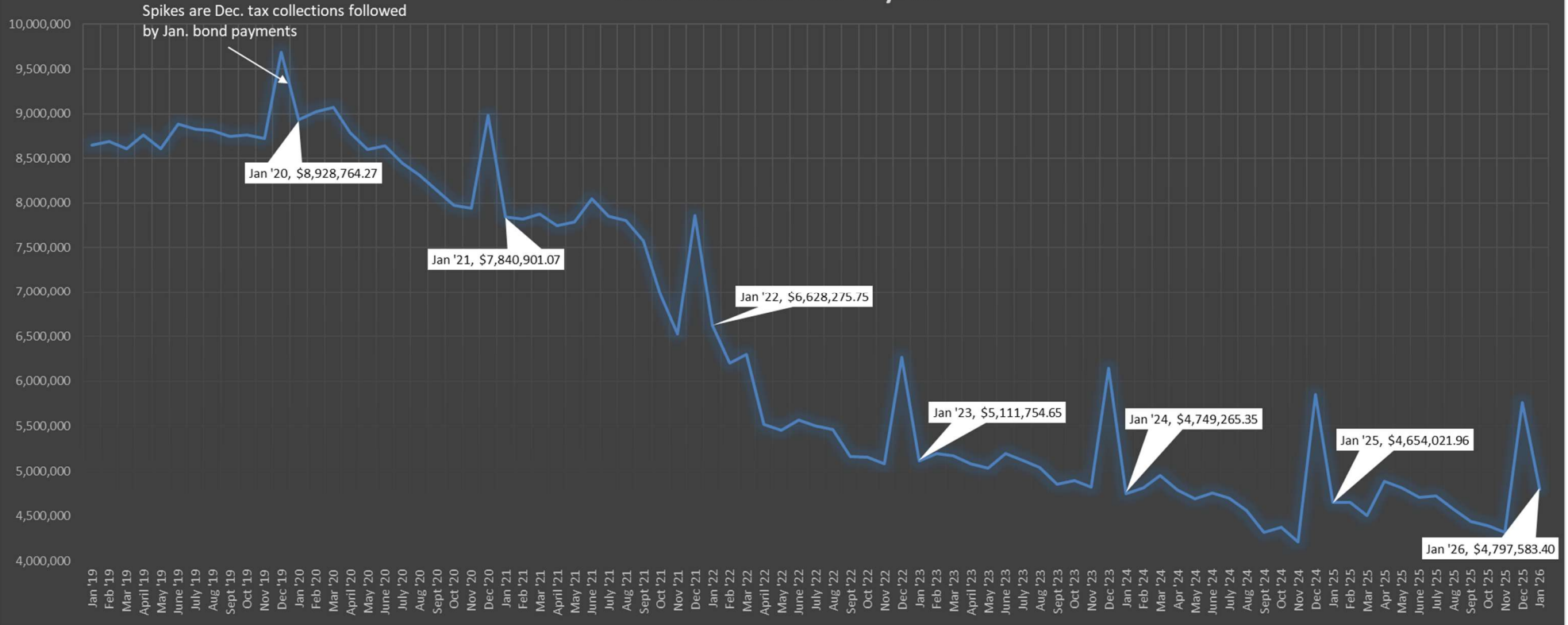
[A] Per Resolution 2024-05 (7/8/24 adoption), the Board designated "a reserved portion of unrestricted cash equal to or greater than four (4) months of its total operating expenses.". The amount shown here is the average of the District's actual 2024 monthly operating expenses. The intended use is only for "unanticipated and non-recurring needs".

[B] Per Resolution 2024-05 (7/8/24 adoption), the Board designated "two (2) average years of estimated capital expenses from the District's adopted 10-year capital plan". The intended use is only for "capital assets with 10-to-30-year lifecycles or if needed for emergency/natural disaster situations". Calculated number is based on the 2026-2035 adopted plan.

[C] Per Resolution 2024-05 (7/8/24 adoption), the Board designated "An additional unrestricted-cash reserve of \$1 million.. for major repairs to the District's capital assets.". The intended use is only for "capital assets with 10-to-30-year lifecycles or if needed for emergency/natural disaster situations".

[D] This reflects the 2026 capital projects approved by the Board less any capital budget already spent.

SDRD cash balances - 7 years



Public Treasurer's Investment Fund (PTIF) Rates of Return - Past 7 years



SDRD January 2026 Revenues & Expenses by Activity/Program

	Jan. 2026			2026			Jan. 2026		Jan. YTD Net Income/ (loss)	Activity/P rogram Status	Activity participati on #'s	Income/ (loss) per capita
	2026 Budgeted Revenues	YTD Revenues	% Earned	Budgeted Expenses	Jan. 2026 YTD Expenses	% Spent	YTD Full- Time Exp					
6000 Aquatics & Fitness - Gene	\$ 2,223,500	\$ 171,176	8%	\$ 2,540,621	\$ 111,503	4%	\$ 33,921	\$ 59,673	Ongoing	N/A		
6110 Group Swim Lessons	235,000	21,234	9%	222,258	10,440	5%	4,378	10,793	Ongoing	444	\$ 24.31	
6120 Private Swim Lessons	40,000	2,422	6%	34,187	870	3%	460	1,552	Ongoing	81	\$ 19.16	
6210 Swim Team - Recreation	116,000	4,267	4%	93,836	5,015	5%	2,752	(749)	Ongoing	75	\$ (9.98)	
6250 Swim Team - Competitive	141,250	15,058	11%	111,753	5,336	5%	2,872	9,722	Ongoing	264	\$ 36.82	
6300 Masters Swim Team	24,000	2,499	10%	16,724	1,516	9%	428	982	Ongoing	27	\$ 36.38	
6400 Water Polo	36,500	-	0%	36,201	501	1%	500	(501)	Ongoing	0	#DIV/0!	
6500 Fitness Programs/Lessons	-	-		223,430	15,613	7%	8	(15,613)	Ongoing			
6510 Fitness Classes - Special	19,000	3,543	19%	18,187	643	4%	641	2,900	Ongoing	23	\$ 126.08	
6520 Personal Trainers	80,000	7,025	9%	74,902	5,035	7%	805	1,990	Ongoing	102	\$ 19.51	
6530 Fitness Room Rental	2,000	-	0%	1,958	131	7%	130	(131)	Ongoing			
6610 Pool Facility Rental - Pa	74,500	4,256	6%	27,142	1,374	5%	782	2,882	Ongoing			
6640 General Lap Pool Rental	65,000	9,152	14%	39,081	1,808	5%	1,803	7,344	Ongoing			
6710 Egg Dive	3,375	-	0%	3,374	145	4%	145	(145)	Ongoing			
6720 Dogapoolooza	3,750	-	0%	3,575	193	5%	192	(193)	Ongoing			
6730 Movie Nights	4,500	-	0%	4,708	166	4%	166	(166)	Ongoing			
6740 Races/Triathlon	145,000	2,721	2%	145,457	3,744	3%	3,390	(1,023)	Ongoing	0	#DIV/0!	
6800 Daycare - Aquatics & Fitn	18,000	1,913	11%	62,033	4,148	7%	772	(2,235)	Ongoing			
7000 Recreation - General	2,500	567		128,439	5,355	4%	924	(4,788)	Ongoing	N/A		
7110 TeamSportsYth-JrJazzRec	195,000	35,819	18%	189,436	13,881	7%	3,259	21,937	Ongoing	1236	\$ 17.75	
7115 TeamSportsYth-JrJazzComp	54,300	4,267	8%	54,051	3,576	7%	1,211	691	Ongoing	21	\$ 32.90 /tm	
7120 TeamSportsYth-Soccer	109,000	-	0%	97,106	2,851	3%	2,672	(2,851)	Ongoing	0	#DIV/0!	
7130 TeamSportsYth-FlagFootbal	105,000	91	0%	100,090	2,129	2%	2,128	(2,038)	Ongoing	0	#DIV/0!	
7140 TeamSportsYth-SpringBaseb	28,500	-	0%	25,433	390	2%	388	(390)	Ongoing	0	#DIV/0!	
7150 TeamSportsYth-SummerBaseb	17,200	-	0%	16,287	380	2%	379	(380)	Ongoing	0	#DIV/0!	
7160 TeamSportsYth-Volleyball	40,000	-	0%	37,053	1,100	3%	1,099	(1,100)	Ongoing	0	#DIV/0!	
7210 TeamSportsAdult-MensBsktb	26,250	-	0%	24,709	1,024	4%	511	(1,024)	Ongoing	0	#DIV/0!	
7211 TeamSportsAdult-WomensBsk	-	-		-	-		-	0	Ongoing	N/A		
7220 TeamSportsAdult-MensSoftb	8,800	-	0%	8,888	217	2%	216	(217)	Ongoing	0	#DIV/0! /tm	
7230 TeamSportsAdult-CoedSoftb	8,800	-	0%	8,659	217	3%	217	(217)	Ongoing	0	\$ - /tm	
7240 TeamSportsAdult-WomensVol	-	-	0%	-	29	0%	29	(29)	Ongoing		/tm	
7300 Adaptive Sports	2,500	-	0%	2,827	170	6%	170	(170)	Ongoing	0	#DIV/0!	
7410 Pickleball Camp	16,500	-	0%	18,379	662	4%	662	(662)	Ongoing	0	#DIV/0!	
7420 Tennis Camp	20,000	-	0%	24,485	708	3%	706	(708)	Ongoing	0	#DIV/0!	
7430 Sports and Fitness Camp	9,500	-	0%	15,289	584	4%	583	(584)	Ongoing	0	#DIV/0!	
8000 Ice Rink Facility - Gener	459,250	58,880	13%	554,819	29,282	5%	11,371	29,597	Ongoing	N/A		
8110 Ice Rink Rentals - Hockey	220,000	20,384	9%	49,602	5,077	10%	797	15,307	Ongoing			
8120 Ice Rink Rentals -Figure	20,000	-	0%	3,300	156	5%	156	(156)	Ongoing			
8130 Ice Rink Rentals - Full R	5,000	1,154	23%	4,769	324	7%	301	830	Ongoing			
8135 Ice Rink Rentals - Ice Pa	6,000	770	13%	1,163	73	6%	73	697	Ongoing			
8200 Learn to Skate	65,000	11,315	17%	35,458	3,042	9%	952	8,273	Ongoing	155	\$ 53.37	
8300 Freestyle Sessions	53,000	3,912	7%	35,038	2,417	7%	971	1,495	Ongoing	974	\$ 1.53	
8400 Ice Ribbon Facility	147,500	38,222	26%	113,461	15,078	13%	2,277	23,143	Ongoing	2599	\$ 8.90	
8700 Special Events - Ice	10,000	-	0%	-	-		-	0	Ongoing			
8800 Daycare-Ice	3,500	338	10%	9,087	607	7%	-	(269)	Ongoing			
9000 General Operating	2,207,386	15,536	1%	1,486,584	276,750	19%	14,173	(261,214)	Ongoing	N/A		
9100 Debt Serivce	-	-	0%	1,270,500	-	0%	-	0	Ongoing	N/A		
9200 Maintenance	-	-		136,111	6,888	5%	6,841	(6,888)	Ongoing	N/A		
SDRD in total	\$ 7,071,861	\$ 436,518	6%	\$ 8,110,450	\$ 541,149	7%	\$ 107,210	104,632				

Activity/Program Status Highlight Legend:

Programs/activities not yet complete for 2026 and additional revenue & expense expected

Programs/activities are finished and no further 2026 revenue is expected. There will still be additional expense.

Programs/activities are finished and no further 2026 revenue or part-time wage expenses expected. There will still be additional full-time personnel expense.

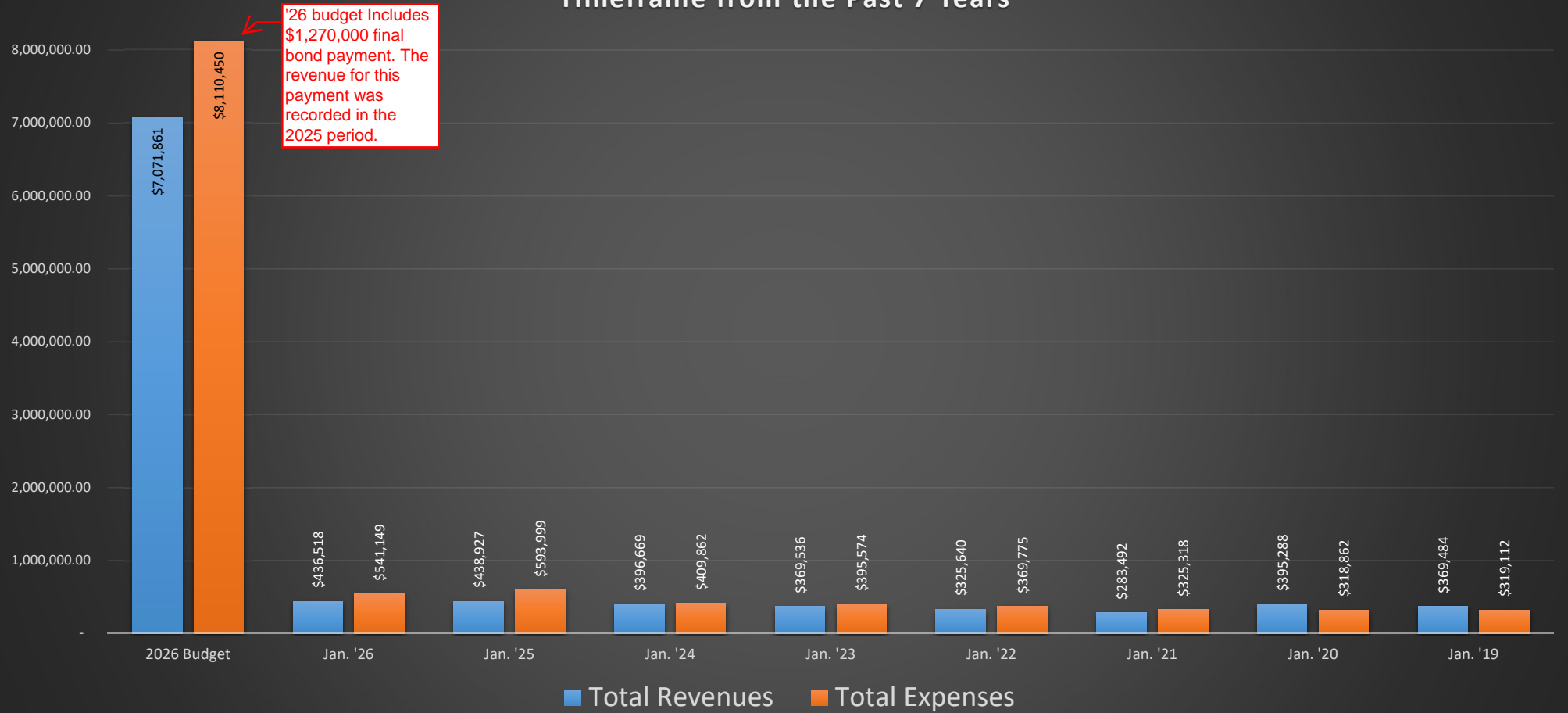
2026 YTD Net Income/(Loss) Compared to 2025

	Jan. 2026 YTD Net Income/(loss)	Jan. 2025 YTD Net Income/(loss)
6000 Aquatics & Fitness - Gene	\$ 59,673	\$ 39,443
6110 Group Swim Lessons	10,793	7,077
6120 Private Swim Lessons	1,552	1,485
6210 Swim Team - Recreation	(749)	2,714
6250 Swim Team - Competitive	9,722	3,125
6300 Masters Swim Team	982	1,369
6400 Water Polo	(501)	(556)
6500 Fitness Programs/Lessons	(15,613)	(15,845)
6510 Fitness Classes - Special	2,900	3,997
6520 Personal Trainers	1,990	1,970
6530 Fitness Room Rental	(131)	(133)
6610 Pool Facility Rental - Pa	2,882	3,600
6640 General Lap Pool Rental	7,344	7,378
6710 Egg Dive	(145)	(201)
6720 Dogapoolooza	(193)	(203)
6730 Movie Nights	(166)	(192)
6740 Races/Triathlon	(1,023)	(3,525)
6800 Daycare - Aquatics & Fitn	(2,235)	(3,852)
7000 Recreation - General	(4,788)	(4,300)
7110 TeamSportsYth-JrJazzRec	21,937	20,481
7115 TeamSportsYth-JrJazzComp	691	319
7120 TeamSportsYth-Soccer	(2,851)	(2,478)
7130 TeamSportsYth-FlagFootbal	(2,038)	(1,789)
7140 TeamSportsYth-SpringBaseb	(390)	(616)
7150 TeamSportsYth-SummerBaseb	(380)	(400)
7160 TeamSportsYth-Volleyball	(1,100)	(924)
7210 TeamSportsAdult-MensBsktb	(1,024)	(1,929)
7211 TeamSportsAdult-WomensBsk	0	0
7220 TeamSportsAdult-MensSoftb	(217)	(266)
7230 TeamSportsAdult-CoedSoftb	(217)	(258)
7240 TeamSportsAdult-WomensVol	(29)	(786)
7300 Adaptive Sports	(170)	(230)
7410 Pickleball Camp	(662)	(531)
7420 Tennis Camp	(708)	(766)
7430 Sports and Fitness Camp	(584)	(526)
8000 Ice Rink Facility - Gener	29,597	24,490
8110 Ice Rink Rentals - Hockey	15,307	15,408
8120 Ice Rink Rentals -Figure	(156)	61
8130 Ice Rink Rentals - Full R	830	320
8135 Ice Rink Rentals - Ice Pa	697	1,086
8200 Learn to Skate	8,273	4,767
8300 Freestyle Sessions	1,495	2,410
8400 Ice Ribbon Facility	23,143	30,896
8700 Special Events - Ice	0	0
8800 Daycare-Ice	(269)	(539)
9000 General Operating	(261,214)	(279,360)
9100 Debt Service	0	0
9200 Maintenance	(6,888)	(7,258)
SDRD in total	104,632	155,072

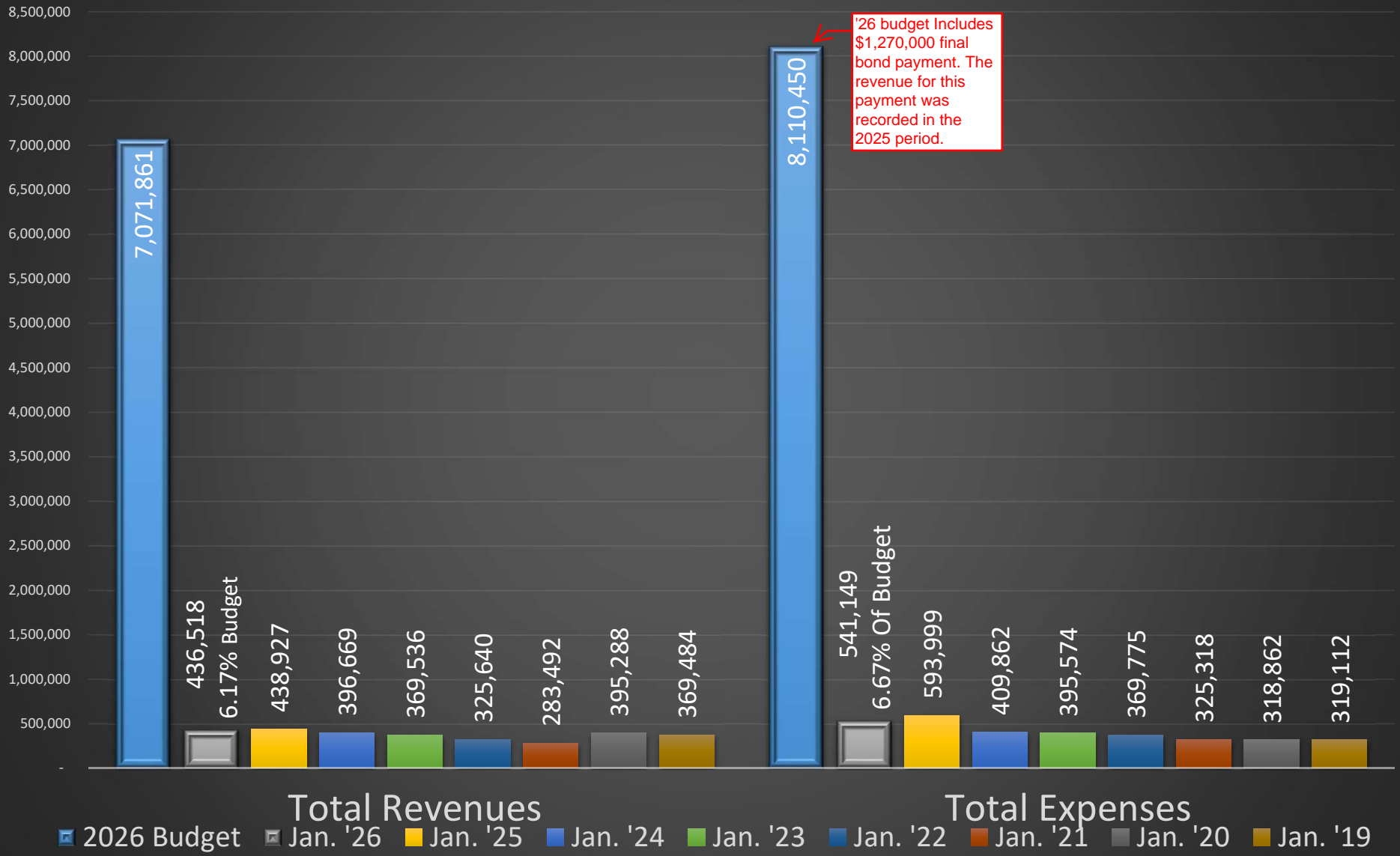
Jan. '25 Revenues & Expenses Compared to '26

Jan. 2025 YTD Revenues	'26 Revenue Incr./((Decr.) from '25	Jan. 2025 YTD Expenses	'26 Expense Incr./((Decr.) from '25
\$ 169,445	\$ 1,731	\$ 130,002	\$ (18,499)
18,480	2,754	11,403	(963)
1,955	467	470	400
10,463	(6,196)	7,749	(2,733)
9,310	5,748	6,185	(848)
2,406	93	1,038	479
-	-	556	(55)
-	-	15,845	(232)
4,711	(1,168)	714	(71)
7,536	(511)	5,566	(532)
-	-	133	(3)
6,129	(1,873)	2,529	(1,155)
9,869	(717)	2,491	(683)
-	-	201	(55)
-	-	203	(10)
-	-	192	(25)
2,395	326	5,920	(2,176)
1,077	836	4,929	(781)
5	562	4,305	1,049
34,852	967	14,370	(489)
7,247	(2,979)	6,928	(3,352)
102	(102)	2,580	272
-	91	1,789	340
-	-	616	(226)
-	-	400	(21)
-	-	924	176
-	-	1,929	(905)
-	-	-	-
-	-	266	(50)
-	-	258	(41)
-	-	786	(757)
-	-	230	(60)
-	-	531	132
-	-	766	(58)
-	-	526	58
53,684	5,196	29,194	88
19,391	993	3,983	1,094
219	(219)	158	(2)
630	524	310	14
1,160	(390)	74	(2)
7,009	4,306	2,242	800
4,272	(361)	1,862	554
46,795	(8,573)	15,899	(821)
-	-	-	-
190	148	729	(122)
19,596	(4,061)	298,957	(22,207)
-	-	-	-
-	-	7,258	(371)
\$ 438,927	\$ (2,409)	\$ 593,999	\$ (52,849)

January 2026 Total Revenues and Expenses Compared to the 2026 Budget and the Same Timeframe from the Past 7 Years



January 2026 Total Revenues and Expenses Compared to the 2026 Budget and the the Past 7 Years



South Davis Recreation District



JANUARY 2026 YTD REV.&EXP.REPORT

FOR 2026 01

	ORIGINAL APPROP	REVISED BUDGET	YTD ACTUAL	MTD ACTUAL	ENCUMBRANCES	AVAILABLE BUDGET	% USED
6000 Aquatics & Fitness - General							
30 OpRev-ChargeforServc							
-2,208,500.00	-2,208,500.00	-171,016.71	-171,016.71	0.00	-2,037,483.29	7.7%	
31 OpRev-Sponsor/Donat.							
-5,000.00	-5,000.00	0.00	0.00	0.00	-5,000.00	.0%	
32 OpRev-Merch&Concess.							
-6,500.00	-6,500.00	-159.61	-159.61	0.00	-6,340.39	2.5%	
33 OpRev-Miscellaneous							
-3,500.00	-3,500.00	0.00	0.00	0.00	-3,500.00	.0%	
41 OpEx-Personnel							
1,511,121.00	1,511,121.00	92,439.44	92,439.44	0.00	1,418,681.56	6.1%	
42 OpEx-Op&AdminServc							
188,500.00	188,500.00	15,021.63	15,021.63	0.00	173,478.37	8.0%	
43 OpEx-Facility&Proper							
199,000.00	199,000.00	4,042.28	4,042.28	0.00	194,957.72	2.0%	
44 OpEx-ProfessionalSer							
112,000.00	112,000.00	0.00	0.00	0.00	112,000.00	.0%	
55 CAPITAL PROJECTS							
530,000.00	530,000.00	0.00	0.00	0.00	530,000.00	.0%	
TOTAL Aquatics & Fitness - General							
317,121.00	317,121.00	-59,672.97	-59,672.97	0.00	376,793.97	-18.8%	
TOTAL REVENUES							
-2,223,500.00	-2,223,500.00	-171,176.32	-171,176.32	0.00	-2,052,323.68		
TOTAL EXPENSES							
2,540,621.00	2,540,621.00	111,503.35	111,503.35	0.00	2,429,117.65		
6110 Group Swim Lessons							
30 OpRev-ChargeforServc							
-235,000.00	-235,000.00	-21,233.50	-21,233.50	0.00	-213,766.50	9.0%	
41 OpEx-Personnel							
215,958.00	215,958.00	10,423.44	10,423.44	0.00	205,534.56	4.8%	
42 OpEx-Op&AdminServc							
4,300.00	4,300.00	16.78	16.78	0.00	4,283.22	.4%	
43 OpEx-Facility&Proper							
2,000.00	2,000.00	0.00	0.00	0.00	2,000.00	.0%	
TOTAL Group Swim Lessons							
-12,742.00	-12,742.00	-10,793.28	-10,793.28	0.00	-1,948.72	84.7%	
TOTAL REVENUES							
-235,000.00	-235,000.00	-21,233.50	-21,233.50	0.00	-213,766.50		
TOTAL EXPENSES							

JANUARY 2026 YTD REV.&EXP.REPORT

FOR 2026 01

	ORIGINAL APPROP	REVISED BUDGET	YTD ACTUAL	MTD ACTUAL	ENCUMBRANCES	AVAILABLE BUDGET	% USED
	222,258.00	222,258.00	10,440.22	10,440.22	0.00	211,817.78	
6120 Private Swim Lessons							
30 OpRev-ChargeforServc	-40,000.00	-40,000.00	-2,422.00	-2,422.00	0.00	-37,578.00	6.1%
41 OpEx-Personnel	34,137.00	34,137.00	868.47	868.47	0.00	33,268.53	2.5%
42 OpEx-Op&AdminServc	50.00	50.00	1.56	1.56	0.00	48.44	3.1%
TOTAL Private Swim Lessons	-5,813.00	-5,813.00	-1,551.97	-1,551.97	0.00	-4,261.03	26.7%
TOTAL REVENUES	-40,000.00	-40,000.00	-2,422.00	-2,422.00	0.00	-37,578.00	
TOTAL EXPENSES	34,187.00	34,187.00	870.03	870.03	0.00	33,316.97	
6210 Swim Team - Recreation							
30 OpRev-ChargeforServc	-116,000.00	-116,000.00	-4,266.50	-4,266.50	0.00	-111,733.50	3.7%
41 OpEx-Personnel	78,636.00	78,636.00	5,004.70	5,004.70	0.00	73,631.30	6.4%
42 OpEx-Op&AdminServc	15,200.00	15,200.00	10.58	10.58	0.00	15,189.42	.1%
TOTAL Swim Team - Recreation	-22,164.00	-22,164.00	748.78	748.78	0.00	-22,912.78	-3.4%
TOTAL REVENUES	-116,000.00	-116,000.00	-4,266.50	-4,266.50	0.00	-111,733.50	
TOTAL EXPENSES	93,836.00	93,836.00	5,015.28	5,015.28	0.00	88,820.72	
6250 Swim Team - Competitive							
30 OpRev-ChargeforServc	-141,000.00	-141,000.00	-15,058.00	-15,058.00	0.00	-125,942.00	10.7%
32 OpRev-Merch&Concess.	-250.00	-250.00	0.00	0.00	0.00	-250.00	.0%

South Davis Recreation District



JANUARY 2026 YTD REV.&EXP.REPORT

FOR 2026 01

	ORIGINAL APPROP	REVISED BUDGET	YTD ACTUAL	MTD ACTUAL	ENCUMBRANCES	AVAILABLE BUDGET	% USED
41 OpEx-Personnel	98,553.00	98,553.00	5,135.26	5,135.26	0.00	93,417.74	5.2%
42 OpEx-Op&AdminServc	13,200.00	13,200.00	201.06	201.06	0.00	12,998.94	1.5%
TOTAL Swim Team - Competitive	-29,497.00	-29,497.00	-9,721.68	-9,721.68	0.00	-19,775.32	33.0%
TOTAL REVENUES	-141,250.00	-141,250.00	-15,058.00	-15,058.00	0.00	-126,192.00	
TOTAL EXPENSES	111,753.00	111,753.00	5,336.32	5,336.32	0.00	106,416.68	
6300 Masters Swim Team							
30 OpRev-ChargeforServc	-24,000.00	-24,000.00	-2,498.50	-2,498.50	0.00	-21,501.50	10.4%
41 OpEx-Personnel	13,199.00	13,199.00	1,409.89	1,409.89	0.00	11,789.11	10.7%
42 OpEx-Op&AdminServc	3,525.00	3,525.00	106.32	106.32	0.00	3,418.68	3.0%
TOTAL Masters Swim Team	-7,276.00	-7,276.00	-982.29	-982.29	0.00	-6,293.71	13.5%
TOTAL REVENUES	-24,000.00	-24,000.00	-2,498.50	-2,498.50	0.00	-21,501.50	
TOTAL EXPENSES	16,724.00	16,724.00	1,516.21	1,516.21	0.00	15,207.79	
6400 Water Polo							
30 OpRev-ChargeforServc	-36,500.00	-36,500.00	0.00	0.00	0.00	-36,500.00	.0%
41 OpEx-Personnel	18,176.00	18,176.00	499.79	499.79	0.00	17,676.21	2.7%
42 OpEx-Op&AdminServc	18,025.00	18,025.00	1.42	1.42	0.00	18,023.58	.0%
TOTAL water Polo	-299.00	-299.00	501.21	501.21	0.00	-800.21	-167.6%
TOTAL REVENUES	-36,500.00	-36,500.00	0.00	0.00	0.00	-36,500.00	
TOTAL EXPENSES	36,201.00	36,201.00	501.21	501.21	0.00	35,699.79	

South Davis Recreation District



JANUARY 2026 YTD REV.&EXP.REPORT

FOR 2026 01

6500 Fitness Programs/Lessons	ORIGINAL APPROP	REVISED BUDGET	YTD ACTUAL	MTD ACTUAL	ENCUMBRANCES	AVAILABLE BUDGET	% USED
6500 Fitness Programs/Lessons							
41 OpEx-Personnel	220,430.00	220,430.00	15,612.76	15,612.76	0.00	204,817.24	7.1%
42 OpEx-Op&AdminServc	2,000.00	2,000.00	0.00	0.00	0.00	2,000.00	.0%
43 OpEx-Facility&Proper	1,000.00	1,000.00	0.00	0.00	0.00	1,000.00	.0%
TOTAL Fitness Programs/Lessons	223,430.00	223,430.00	15,612.76	15,612.76	0.00	207,817.24	7.0%
TOTAL EXPENSES	223,430.00	223,430.00	15,612.76	15,612.76	0.00	207,817.24	
6510 Fitness Classes - Specialty							
30 OpRev-ChargeforServc	-19,000.00	-19,000.00	-3,543.00	-3,543.00	0.00	-15,457.00	18.6%
41 OpEx-Personnel	12,137.00	12,137.00	640.74	640.74	0.00	11,496.26	5.3%
42 OpEx-Op&AdminServc	6,050.00	6,050.00	2.31	2.31	0.00	6,047.69	.0%
TOTAL Fitness Classes - Specialty	-813.00	-813.00	-2,899.95	-2,899.95	0.00	2,086.95	356.7%
TOTAL REVENUES	-19,000.00	-19,000.00	-3,543.00	-3,543.00	0.00	-15,457.00	
TOTAL EXPENSES	18,187.00	18,187.00	643.05	643.05	0.00	17,543.95	
6520 Personal Trainers							
30 OpRev-ChargeforServc	-80,000.00	-80,000.00	-7,025.00	-7,025.00	0.00	-72,975.00	8.8%
41 OpEx-Personnel	74,852.00	74,852.00	5,031.67	5,031.67	0.00	69,820.33	6.7%
42 OpEx-Op&AdminServc	50.00	50.00	2.97	2.97	0.00	47.03	5.9%

JANUARY 2026 YTD REV.&EXP.REPORT

FOR 2026 01

	ORIGINAL APPROP	REVISED BUDGET	YTD ACTUAL	MTD ACTUAL	ENCUMBRANCES	AVAILABLE BUDGET	% USED
TOTAL Personal Trainers							
-5,098.00	-5,098.00	-1,990.36	-1,990.36	0.00	-3,107.64	39.0%	
TOTAL REVENUES	-80,000.00	-80,000.00	-7,025.00	-7,025.00	0.00	-72,975.00	
TOTAL EXPENSES	74,902.00	74,902.00	5,034.64	5,034.64	0.00	69,867.36	
6530 Fitness Room Rental							
30 OpRev-ChargeforServc							
-2,000.00	-2,000.00	0.00	0.00	0.00	-2,000.00	.0%	
41 OpEx-Personnel							
1,948.00	1,948.00	130.19	130.19	0.00	1,817.81	6.7%	
42 OpEx-Op&AdminServc							
10.00	10.00	0.36	0.36	0.00	9.64	3.6%	
TOTAL Fitness Room Rental							
-42.00	-42.00	130.55	130.55	0.00	-172.55	-310.8%	
TOTAL REVENUES	-2,000.00	-2,000.00	0.00	0.00	0.00	-2,000.00	
TOTAL EXPENSES	1,958.00	1,958.00	130.55	130.55	0.00	1,827.45	
6610 Pool Facility Rental - Parties							
30 OpRev-ChargeforServc							
-74,500.00	-74,500.00	-4,256.00	-4,256.00	0.00	-70,244.00	5.7%	
41 OpEx-Personnel							
27,112.00	27,112.00	1,371.72	1,371.72	0.00	25,740.28	5.1%	
42 OpEx-Op&AdminServc							
30.00	30.00	1.97	1.97	0.00	28.03	6.6%	
TOTAL Pool Facility Rental - Part							
-47,358.00	-47,358.00	-2,882.31	-2,882.31	0.00	-44,475.69	6.1%	
TOTAL REVENUES	-74,500.00	-74,500.00	-4,256.00	-4,256.00	0.00	-70,244.00	
TOTAL EXPENSES	27,142.00	27,142.00	1,373.69	1,373.69	0.00	25,768.31	
6640 General Lap Pool Rental							

JANUARY 2026 YTD REV.&EXP.REPORT

FOR 2026 01

6640 General Lap Pool Rental	ORIGINAL APPROP	REVISED BUDGET	YTD ACTUAL	MTD ACTUAL	ENCUMBRANCES	AVAILABLE BUDGET	% USED
30 OpRev-ChargeforServc	-65,000.00	-65,000.00	-9,152.00	-9,152.00	0.00	-55,848.00	14.1%
41 OpEx-Personnel	33,006.00	33,006.00	1,803.04	1,803.04	0.00	31,202.96	5.5%
42 OpEx-Op&AdminServc	5,075.00	5,075.00	5.24	5.24	0.00	5,069.76	.1%
43 OpEx-Facility&Proper	1,000.00	1,000.00	0.00	0.00	0.00	1,000.00	.0%
TOTAL General Lap Pool Rental	-25,919.00	-25,919.00	-7,343.72	-7,343.72	0.00	-18,575.28	28.3%
TOTAL REVENUES	-65,000.00	-65,000.00	-9,152.00	-9,152.00	0.00	-55,848.00	
TOTAL EXPENSES	39,081.00	39,081.00	1,808.28	1,808.28	0.00	37,272.72	
6710 Egg Dive							
30 OpRev-ChargeforServc	-2,625.00	-2,625.00	0.00	0.00	0.00	-2,625.00	.0%
31 OpRev-Sponsor/Donat.	-750.00	-750.00	0.00	0.00	0.00	-750.00	.0%
41 OpEx-Personnel	2,874.00	2,874.00	145.09	145.09	0.00	2,728.91	5.0%
42 OpEx-Op&AdminServc	500.00	500.00	0.40	0.40	0.00	499.60	.1%
TOTAL Egg Dive	-1.00	-1.00	145.49	145.49	0.00	-146.49	-14549.0%
TOTAL REVENUES	-3,375.00	-3,375.00	0.00	0.00	0.00	-3,375.00	
TOTAL EXPENSES	3,374.00	3,374.00	145.49	145.49	0.00	3,228.51	
6720 Dogapoolooza							
30 OpRev-ChargeforServc	-3,500.00	-3,500.00	0.00	0.00	0.00	-3,500.00	.0%
31 OpRev-Sponsor/Donat.	-250.00	-250.00	0.00	0.00	0.00	-250.00	.0%

South Davis Recreation District



JANUARY 2026 YTD REV.&EXP.REPORT

FOR 2026 01

	ORIGINAL APPROP	REVISED BUDGET	YTD ACTUAL	MTD ACTUAL	ENCUMBRANCES	AVAILABLE BUDGET	% USED
41 OpEx-Personnel	3,455.00	3,455.00	192.37	192.37	0.00	3,262.63	5.6%
42 OpEx-Op&AdminServc	120.00	120.00	0.55	0.55	0.00	119.45	.5%
TOTAL Dogapoolooza	-175.00	-175.00	192.92	192.92	0.00	-367.92	-110.2%
TOTAL REVENUES	-3,750.00	-3,750.00	0.00	0.00	0.00	-3,750.00	
TOTAL EXPENSES	3,575.00	3,575.00	192.92	192.92	0.00	3,382.08	
6730 Movie Nights							
31 OpRev-Sponsor/Donat.	-4,500.00	-4,500.00	0.00	0.00	0.00	-4,500.00	.0%
41 OpEx-Personnel	2,958.00	2,958.00	165.65	165.65	0.00	2,792.35	5.6%
42 OpEx-Op&AdminServc	1,750.00	1,750.00	0.46	0.46	0.00	1,749.54	.0%
TOTAL Movie Nights	208.00	208.00	166.11	166.11	0.00	41.89	79.9%
TOTAL REVENUES	-4,500.00	-4,500.00	0.00	0.00	0.00	-4,500.00	
TOTAL EXPENSES	4,708.00	4,708.00	166.11	166.11	0.00	4,541.89	
6740 Races/Triathlon							
30 OpRev-ChargeforServc	-135,000.00	-135,000.00	-2,721.00	-2,721.00	0.00	-132,279.00	2.0%
31 OpRev-Sponsor/Donat.	-10,000.00	-10,000.00	0.00	0.00	0.00	-10,000.00	.0%
41 OpEx-Personnel	76,457.00	76,457.00	3,733.64	3,733.64	0.00	72,723.36	4.9%
42 OpEx-Op&AdminServc	69,000.00	69,000.00	10.74	10.74	0.00	68,989.26	.0%
TOTAL Races/Triathlon	457.00	457.00	1,023.38	1,023.38	0.00	-566.38	223.9%
TOTAL REVENUES	-145,000.00	-145,000.00	-2,721.00	-2,721.00	0.00	-142,279.00	
TOTAL EXPENSES							

South Davis Recreation District



JANUARY 2026 YTD REV.&EXP.REPORT

FOR 2026 01

	ORIGINAL APPROP	REVISED BUDGET	YTD ACTUAL	MTD ACTUAL	ENCUMBRANCES	AVAILABLE BUDGET	% USED
	145,457.00	145,457.00	3,744.38	3,744.38	0.00	141,712.62	
6800 Daycare - Aquatics & Fitness							
30 OpRev-ChargeforServc	-18,000.00	-18,000.00	-1,913.37	-1,913.37	0.00	-16,086.63	10.6%
41 OpEx-Personnel	59,833.00	59,833.00	4,145.93	4,145.93	0.00	55,687.07	6.9%
42 OpEx-Op&AdminServc	2,200.00	2,200.00	2.48	2.48	0.00	2,197.52	.1%
TOTAL Daycare - Aquatics & Fitness	44,033.00	44,033.00	2,235.04	2,235.04	0.00	41,797.96	5.1%
TOTAL REVENUES	-18,000.00	-18,000.00	-1,913.37	-1,913.37	0.00	-16,086.63	
TOTAL EXPENSES	62,033.00	62,033.00	4,148.41	4,148.41	0.00	57,884.59	
7000 Recreation - General							
33 OpRev-Miscellaneous	-2,500.00	-2,500.00	-567.00	-567.00	0.00	-1,933.00	22.7%
41 OpEx-Personnel	38,589.00	38,589.00	2,427.27	2,427.27	0.00	36,161.73	6.3%
42 OpEx-Op&AdminServc	38,350.00	38,350.00	2,927.38	2,927.38	0.00	35,422.62	7.6%
43 OpEx-Facility&Proper	3,500.00	3,500.00	0.00	0.00	0.00	3,500.00	.0%
44 OpEx-ProfessionalSer	48,000.00	48,000.00	0.00	0.00	0.00	48,000.00	.0%
TOTAL Recreation - General	125,939.00	125,939.00	4,787.65	4,787.65	0.00	121,151.35	3.8%
TOTAL REVENUES	-2,500.00	-2,500.00	-567.00	-567.00	0.00	-1,933.00	
TOTAL EXPENSES	128,439.00	128,439.00	5,354.65	5,354.65	0.00	123,084.35	

7110 TeamSportsYth-JrJazzRec

JANUARY 2026 YTD REV.&EXP.REPORT

FOR 2026 01

7110 TeamSportsYth-JrJazzRec	ORIGINAL APPROP	REVISED BUDGET	YTD ACTUAL	MTD ACTUAL	ENCUMBRANCES	AVAILABLE BUDGET	% USED
30 OpRev-ChargeforServc	-194,000.00	-194,000.00	-35,818.50	-35,818.50	0.00	-158,181.50	18.5%
31 OpRev-Sponsor/Donat.	-1,000.00	-1,000.00	0.00	0.00	0.00	-1,000.00	.0%
41 OpEx-Personnel	129,286.00	129,286.00	13,873.76	13,873.76	0.00	115,412.24	10.7%
42 OpEx-Op&AdminServc	60,150.00	60,150.00	7.62	7.62	0.00	60,142.38	.0%
TOTAL TeamSportsYth-JrJazzRec	-5,564.00	-5,564.00	-21,937.12	-21,937.12	0.00	16,373.12	394.3%
TOTAL REVENUES	-195,000.00	-195,000.00	-35,818.50	-35,818.50	0.00	-159,181.50	
TOTAL EXPENSES	189,436.00	189,436.00	13,881.38	13,881.38	0.00	175,554.62	
7115 TeamSportsYth-JrJazzComp							
30 OpRev-ChargeforServc	-54,300.00	-54,300.00	-4,267.33	-4,267.33	0.00	-50,032.67	7.9%
41 OpEx-Personnel	52,501.00	52,501.00	3,575.23	3,575.23	0.00	48,925.77	6.8%
42 OpEx-Op&AdminServc	1,550.00	1,550.00	1.22	1.22	0.00	1,548.78	.1%
TOTAL TeamSportsYth-JrJazzComp	-249.00	-249.00	-690.88	-690.88	0.00	441.88	277.5%
TOTAL REVENUES	-54,300.00	-54,300.00	-4,267.33	-4,267.33	0.00	-50,032.67	
TOTAL EXPENSES	54,051.00	54,051.00	3,576.45	3,576.45	0.00	50,474.55	
7120 TeamSportsYth-Soccer							
30 OpRev-ChargeforServc	-99,000.00	-99,000.00	0.00	0.00	0.00	-99,000.00	.0%
31 OpRev-Sponsor/Donat.	-10,000.00	-10,000.00	0.00	0.00	0.00	-10,000.00	.0%
41 OpEx-Personnel	66,481.00	66,481.00	2,841.89	2,841.89	0.00	63,639.11	4.3%

JANUARY 2026 YTD REV.&EXP.REPORT

FOR 2026 01

	ORIGINAL APPROP	REVISED BUDGET	YTD ACTUAL	MTD ACTUAL	ENCUMBRANCES	AVAILABLE BUDGET	% USED
42 OpEx-Op&AdminServc	29,125.00	29,125.00	9.15	9.15	0.00	29,115.85	.0%
43 OpEx-Facility&Proper	1,500.00	1,500.00	0.00	0.00	0.00	1,500.00	.0%
TOTAL TeamSportsYth-Soccer	-11,894.00	-11,894.00	2,851.04	2,851.04	0.00	-14,745.04	-24.0%
TOTAL REVENUES	-109,000.00	-109,000.00	0.00	0.00	0.00	-109,000.00	
TOTAL EXPENSES	97,106.00	97,106.00	2,851.04	2,851.04	0.00	94,254.96	
7130 TeamSportsYth-FlagFootball							
30 OpRev-ChargeforServc	-105,000.00	-105,000.00	-91.00	-91.00	0.00	-104,909.00	.1%
41 OpEx-Personnel	61,050.00	61,050.00	2,127.55	2,127.55	0.00	58,922.45	3.5%
42 OpEx-Op&AdminServc	38,040.00	38,040.00	1.32	1.32	0.00	38,038.68	.0%
43 OpEx-Facility&Proper	1,000.00	1,000.00	0.00	0.00	0.00	1,000.00	.0%
TOTAL TeamSportsYth-FlagFootball	-4,910.00	-4,910.00	2,037.87	2,037.87	0.00	-6,947.87	-41.5%
TOTAL REVENUES	-105,000.00	-105,000.00	-91.00	-91.00	0.00	-104,909.00	
TOTAL EXPENSES	100,090.00	100,090.00	2,128.87	2,128.87	0.00	97,961.13	
7140 TeamSportsYth-SpringBaseball							
30 OpRev-ChargeforServc	-25,500.00	-25,500.00	0.00	0.00	0.00	-25,500.00	.0%
31 OpRev-Sponsor/Donat.	-2,000.00	-2,000.00	0.00	0.00	0.00	-2,000.00	.0%
32 OpRev-Merch&Concess.	-1,000.00	-1,000.00	0.00	0.00	0.00	-1,000.00	.0%
41 OpEx-Personnel	16,908.00	16,908.00	388.42	388.42	0.00	16,519.58	2.3%

JANUARY 2026 YTD REV.&EXP.REPORT

FOR 2026 01

	ORIGINAL APPROP	REVISED BUDGET	YTD ACTUAL	MTD ACTUAL	ENCUMBRANCES	AVAILABLE BUDGET	% USED
42 OpEx-Op&AdminServc	7,775.00	7,775.00	1.08	1.08	0.00	7,773.92	.0%
43 OpEx-Facility&Proper	750.00	750.00	0.00	0.00	0.00	750.00	.0%
TOTAL TeamSportsYth-SpringBasebal	-3,067.00	-3,067.00	389.50	389.50	0.00	-3,456.50	-12.7%
TOTAL REVENUES	-28,500.00	-28,500.00	0.00	0.00	0.00	-28,500.00	
TOTAL EXPENSES	25,433.00	25,433.00	389.50	389.50	0.00	25,043.50	
7150 TeamSportsYth-SummerBasebal							
30 OpRev-ChargeforServc	-14,000.00	-14,000.00	0.00	0.00	0.00	-14,000.00	.0%
31 OpRev-Sponsor/Donat.	-2,000.00	-2,000.00	0.00	0.00	0.00	-2,000.00	.0%
32 OpRev-Merch&Concess.	-1,200.00	-1,200.00	0.00	0.00	0.00	-1,200.00	.0%
41 OpEx-Personnel	10,962.00	10,962.00	378.71	378.71	0.00	10,583.29	3.5%
42 OpEx-Op&AdminServc	5,125.00	5,125.00	1.08	1.08	0.00	5,123.92	.0%
43 OpEx-Facility&Proper	200.00	200.00	0.00	0.00	0.00	200.00	.0%
TOTAL TeamSportsYth-SummerBasebal	-913.00	-913.00	379.79	379.79	0.00	-1,292.79	-41.6%
TOTAL REVENUES	-17,200.00	-17,200.00	0.00	0.00	0.00	-17,200.00	
TOTAL EXPENSES	16,287.00	16,287.00	379.79	379.79	0.00	15,907.21	
7160 TeamSportsYth-Volleyball							
30 OpRev-ChargeforServc	-38,000.00	-38,000.00	0.00	0.00	0.00	-38,000.00	.0%
31 OpRev-Sponsor/Donat.	-2,000.00	-2,000.00	0.00	0.00	0.00	-2,000.00	.0%

JANUARY 2026 YTD REV.&EXP.REPORT

FOR 2026 01

	ORIGINAL APPROP	REVISED BUDGET	YTD ACTUAL	MTD ACTUAL	ENCUMBRANCES	AVAILABLE BUDGET	% USED
41 OpEx-Personnel	30,533.00	30,533.00	1,099.13	1,099.13	0.00	29,433.87	3.6%
42 OpEx-Op&AdminServc	6,520.00	6,520.00	0.61	0.61	0.00	6,519.39	.0%
TOTAL TeamSportsYth-volleyball	-2,947.00	-2,947.00	1,099.74	1,099.74	0.00	-4,046.74	-37.3%
TOTAL REVENUES	-40,000.00	-40,000.00	0.00	0.00	0.00	-40,000.00	
TOTAL EXPENSES	37,053.00	37,053.00	1,099.74	1,099.74	0.00	35,953.26	
7210 TeamSportsAdult-MensBsktball							
30 OpRev-ChargeforServc	-26,250.00	-26,250.00	0.00	0.00	0.00	-26,250.00	.0%
41 OpEx-Personnel	23,684.00	23,684.00	1,023.79	1,023.79	0.00	22,660.21	4.3%
42 OpEx-Op&AdminServc	1,025.00	1,025.00	0.43	0.43	0.00	1,024.57	.0%
TOTAL TeamSportsAdult-MensBsktball	-1,541.00	-1,541.00	1,024.22	1,024.22	0.00	-2,565.22	-66.5%
TOTAL REVENUES	-26,250.00	-26,250.00	0.00	0.00	0.00	-26,250.00	
TOTAL EXPENSES	24,709.00	24,709.00	1,024.22	1,024.22	0.00	23,684.78	
7220 TeamSportsAdult-MensSoftball							
30 OpRev-ChargeforServc	-8,800.00	-8,800.00	0.00	0.00	0.00	-8,800.00	.0%
41 OpEx-Personnel	5,688.00	5,688.00	216.15	216.15	0.00	5,471.85	3.8%
42 OpEx-Op&AdminServc	700.00	700.00	0.38	0.38	0.00	699.62	.1%
43 OpEx-Facility&Proper	500.00	500.00	0.00	0.00	0.00	500.00	.0%
44 OpEx-ProfessionalSer	2,000.00	2,000.00	0.00	0.00	0.00	2,000.00	.0%

JANUARY 2026 YTD REV.&EXP.REPORT

FOR 2026 01

	ORIGINAL APPROP	REVISED BUDGET	YTD ACTUAL	MTD ACTUAL	ENCUMBRANCES	AVAILABLE BUDGET	% USED
TOTAL TeamSportsAdult-MensSoftbal	88.00	88.00	216.53	216.53	0.00	-128.53	246.1%
TOTAL REVENUES	-8,800.00	-8,800.00	0.00	0.00	0.00	-8,800.00	
TOTAL EXPENSES	8,888.00	8,888.00	216.53	216.53	0.00	8,671.47	
7230 TeamSportsAdult-CoedSoftball							
30 OpRev-ChargeforServc	-8,800.00	-8,800.00	0.00	0.00	0.00	-8,800.00	.0%
41 OpEx-Personnel	5,909.00	5,909.00	216.66	216.66	0.00	5,692.34	3.7%
42 OpEx-Op&AdminServc	500.00	500.00	0.38	0.38	0.00	499.62	.1%
43 OpEx-Facility&Proper	250.00	250.00	0.00	0.00	0.00	250.00	.0%
44 OpEx-ProfessionalSer	2,000.00	2,000.00	0.00	0.00	0.00	2,000.00	.0%
TOTAL TeamSportsAdult-CoedSoftbal	-141.00	-141.00	217.04	217.04	0.00	-358.04	-153.9%
TOTAL REVENUES	-8,800.00	-8,800.00	0.00	0.00	0.00	-8,800.00	
TOTAL EXPENSES	8,659.00	8,659.00	217.04	217.04	0.00	8,441.96	
7240 TeamSportsAdult-womensVolleyba							
41 OpEx-Personnel	0.00	0.00	29.13	29.13	0.00	-29.13	100.0%
TOTAL TeamSportsAdult-womensvolle	0.00	0.00	29.13	29.13	0.00	-29.13	100.0%
TOTAL EXPENSES	0.00	0.00	29.13	29.13	0.00	-29.13	

7300 Adaptive Sports

JANUARY 2026 YTD REV.&EXP.REPORT

FOR 2026 01

7300 Adaptive Sports	ORIGINAL APPROP	REVISED BUDGET	YTD ACTUAL	MTD ACTUAL	ENCUMBRANCES	AVAILABLE BUDGET	% USED
30 OpRev-ChargeforServc	-2,000.00	-2,000.00	0.00	0.00	0.00	-2,000.00	.0%
31 OpRev-Sponsor/Donat.	-500.00	-500.00	0.00	0.00	0.00	-500.00	.0%
41 OpEx-Personnel	2,827.00	2,827.00	169.68	169.68	0.00	2,657.32	6.0%
42 OpEx-Op&AdminServc	0.00	0.00	0.48	0.48	0.00	-0.48	100.0%
TOTAL Adaptive Sports	327.00	327.00	170.16	170.16	0.00	156.84	52.0%
TOTAL REVENUES	-2,500.00	-2,500.00	0.00	0.00	0.00	-2,500.00	
TOTAL EXPENSES	2,827.00	2,827.00	170.16	170.16	0.00	2,656.84	
7410 Pickleball Camp							
30 OpRev-ChargeforServc	-16,500.00	-16,500.00	0.00	0.00	0.00	-16,500.00	.0%
41 OpEx-Personnel	18,099.00	18,099.00	661.70	661.70	0.00	17,437.30	3.7%
42 OpEx-Op&AdminServc	280.00	280.00	0.67	0.67	0.00	279.33	.2%
TOTAL Pickleball Camp	1,879.00	1,879.00	662.37	662.37	0.00	1,216.63	35.3%
TOTAL REVENUES	-16,500.00	-16,500.00	0.00	0.00	0.00	-16,500.00	
TOTAL EXPENSES	18,379.00	18,379.00	662.37	662.37	0.00	17,716.63	
7420 Tennis Camp							
30 OpRev-ChargeforServc	-20,000.00	-20,000.00	0.00	0.00	0.00	-20,000.00	.0%
41 OpEx-Personnel	24,185.00	24,185.00	705.71	705.71	0.00	23,479.29	2.9%
42 OpEx-Op&AdminServc	300.00	300.00	2.33	2.33	0.00	297.67	.8%

South Davis Recreation District



JANUARY 2026 YTD REV.&EXP.REPORT

FOR 2026 01

	ORIGINAL APPROP	REVISED BUDGET	YTD ACTUAL	MTD ACTUAL	ENCUMBRANCES	AVAILABLE BUDGET	% USED
TOTAL Tennis Camp							
4,485.00	4,485.00		708.04	708.04	0.00	3,776.96	15.8%
TOTAL REVENUES	-20,000.00	-20,000.00	0.00	0.00	0.00	-20,000.00	
TOTAL EXPENSES	24,485.00	24,485.00	708.04	708.04	0.00	23,776.96	
7430 Sports and Fitness Camp							
30 OpRev-ChargeforServc							
-9,500.00	-9,500.00		0.00	0.00	0.00	-9,500.00	.0%
41 OpEx-Personnel							
15,009.00	15,009.00		583.33	583.33	0.00	14,425.67	3.9%
42 OpEx-Op&AdminServc							
280.00	280.00		0.67	0.67	0.00	279.33	.2%
TOTAL Sports and Fitness Camp							
5,789.00	5,789.00		584.00	584.00	0.00	5,205.00	10.1%
TOTAL REVENUES	-9,500.00	-9,500.00	0.00	0.00	0.00	-9,500.00	
TOTAL EXPENSES	15,289.00	15,289.00	584.00	584.00	0.00	14,705.00	
8000 Ice Rink Facility - General							
30 OpRev-ChargeforServc							
-457,750.00	-457,750.00		-58,792.33	-58,792.33	0.00	-398,957.67	12.8%
33 OpRev-Miscellaneous							
-1,500.00	-1,500.00		-87.22	-87.22	0.00	-1,412.78	5.8%
41 OpEx-Personnel							
316,319.00	316,319.00		23,283.18	23,283.18	0.00	293,035.82	7.4%
42 OpEx-Op&AdminServc							
61,000.00	61,000.00		5,720.18	5,720.18	0.00	55,279.82	9.4%
43 OpEx-Facility&Proper							
27,500.00	27,500.00		279.00	279.00	0.00	27,221.00	1.0%
44 OpEx-ProfessionalSer							
110,000.00	110,000.00		0.00	0.00	0.00	110,000.00	.0%
55 CAPITAL PROJECTS							
40,000.00	40,000.00		0.00	0.00	0.00	40,000.00	.0%
TOTAL Ice Rink Facility - General							
95,569.00	95,569.00		-29,597.19	-29,597.19	0.00	125,166.19	-31.0%
TOTAL REVENUES	-459,250.00	-459,250.00	-58,879.55	-58,879.55	0.00	-400,370.45	

South Davis Recreation District



JANUARY 2026 YTD REV.&EXP.REPORT

FOR 2026 01

	ORIGINAL APPROP	REVISED BUDGET	YTD ACTUAL	MTD ACTUAL	ENCUMBRANCES	AVAILABLE BUDGET	% USED
TOTAL EXPENSES	554,819.00	554,819.00	29,282.36	29,282.36	0.00	525,536.64	
8110 Ice Rink Rentals - Hockey							
30 OpRev-ChargeforServc	-220,000.00	-220,000.00	-20,384.00	-20,384.00	0.00	-199,616.00	9.3%
41 OpEx-Personnel	49,477.00	49,477.00	5,075.56	5,075.56	0.00	44,401.44	10.3%
42 OpEx-Op&AdminServc	125.00	125.00	1.59	1.59	0.00	123.41	1.3%
TOTAL Ice Rink Rentals - Hockey	-170,398.00	-170,398.00	-15,306.85	-15,306.85	0.00	-155,091.15	9.0%
TOTAL REVENUES	-220,000.00	-220,000.00	-20,384.00	-20,384.00	0.00	-199,616.00	
TOTAL EXPENSES	49,602.00	49,602.00	5,077.15	5,077.15	0.00	44,524.85	
8120 Ice Rink Rentals -Figure Skate							
30 OpRev-ChargeforServc	-20,000.00	-20,000.00	0.00	0.00	0.00	-20,000.00	.0%
41 OpEx-Personnel	3,290.00	3,290.00	155.76	155.76	0.00	3,134.24	4.7%
42 OpEx-Op&AdminServc	10.00	10.00	0.29	0.29	0.00	9.71	2.9%
TOTAL Ice Rink Rentals -Figure Sk	-16,700.00	-16,700.00	156.05	156.05	0.00	-16,856.05	-.9%
TOTAL REVENUES	-20,000.00	-20,000.00	0.00	0.00	0.00	-20,000.00	
TOTAL EXPENSES	3,300.00	3,300.00	156.05	156.05	0.00	3,143.95	
8130 Ice Rink Rentals - Full Rink							
30 OpRev-ChargeforServc	-5,000.00	-5,000.00	-1,154.00	-1,154.00	0.00	-3,846.00	23.1%

South Davis Recreation District



JANUARY 2026 YTD REV.&EXP.REPORT

FOR 2026 01

	ORIGINAL APPROP	REVISED BUDGET	YTD ACTUAL	MTD ACTUAL	ENCUMBRANCES	AVAILABLE BUDGET	% USED
41 OpEx-Personnel	4,744.00	4,744.00	323.14	323.14	0.00	4,420.86	6.8%
42 OpEx-Op&AdminServc	25.00	25.00	0.65	0.65	0.00	24.35	2.6%
TOTAL Ice Rink Rentals - Full Rin	-231.00	-231.00	-830.21	-830.21	0.00	599.21	359.4%
TOTAL REVENUES	-5,000.00	-5,000.00	-1,154.00	-1,154.00	0.00	-3,846.00	
TOTAL EXPENSES	4,769.00	4,769.00	323.79	323.79	0.00	4,445.21	
8135 Ice Rink Rentals - Ice Party							
30 OpRev-ChargeforServc	-6,000.00	-6,000.00	-770.00	-770.00	0.00	-5,230.00	12.8%
41 OpEx-Personnel	1,143.00	1,143.00	72.66	72.66	0.00	1,070.34	6.4%
42 OpEx-Op&AdminServc	20.00	20.00	0.24	0.24	0.00	19.76	1.2%
TOTAL Ice Rink Rentals - Ice Part	-4,837.00	-4,837.00	-697.10	-697.10	0.00	-4,139.90	14.4%
TOTAL REVENUES	-6,000.00	-6,000.00	-770.00	-770.00	0.00	-5,230.00	
TOTAL EXPENSES	1,163.00	1,163.00	72.90	72.90	0.00	1,090.10	
8200 Learn to Skate							
30 OpRev-ChargeforServc	-65,000.00	-65,000.00	-11,314.50	-11,314.50	0.00	-53,685.50	17.4%
41 OpEx-Personnel	33,928.00	33,928.00	3,039.79	3,039.79	0.00	30,888.21	9.0%
42 OpEx-Op&AdminServc	1,530.00	1,530.00	1.90	1.90	0.00	1,528.10	.1%
TOTAL Learn to Skate	-29,542.00	-29,542.00	-8,272.81	-8,272.81	0.00	-21,269.19	28.0%
TOTAL REVENUES	-65,000.00	-65,000.00	-11,314.50	-11,314.50	0.00	-53,685.50	
TOTAL EXPENSES	35,458.00	35,458.00	3,041.69	3,041.69	0.00	32,416.31	

JANUARY 2026 YTD REV.&EXP.REPORT

FOR 2026 01

8300 Freestyle Sessions	ORIGINAL APPROP	REVISED BUDGET	YTD ACTUAL	MTD ACTUAL	ENCUMBRANCES	AVAILABLE BUDGET	% USED
8300 Freestyle Sessions							
30 OpRev-ChargeforServc	-53,000.00	-53,000.00	-3,911.50	-3,911.50	0.00	-49,088.50	7.4%
41 OpEx-Personnel	34,503.00	34,503.00	2,414.72	2,414.72	0.00	32,088.28	7.0%
42 OpEx-Op&AdminServc	535.00	535.00	2.02	2.02	0.00	532.98	.4%
TOTAL Freestyle Sessions	-17,962.00	-17,962.00	-1,494.76	-1,494.76	0.00	-16,467.24	8.3%
TOTAL REVENUES	-53,000.00	-53,000.00	-3,911.50	-3,911.50	0.00	-49,088.50	
TOTAL EXPENSES	35,038.00	35,038.00	2,416.74	2,416.74	0.00	32,621.26	
8400 Ice Ribbon Facility							
30 OpRev-ChargeforServc	-147,500.00	-147,500.00	-38,221.82	-38,221.82	0.00	-109,278.18	25.9%
41 OpEx-Personnel	80,621.00	80,621.00	15,072.32	15,072.32	0.00	65,548.68	18.7%
42 OpEx-Op&AdminServc	5,340.00	5,340.00	6.12	6.12	0.00	5,333.88	.1%
43 OpEx-Facility&Proper	27,500.00	27,500.00	0.00	0.00	0.00	27,500.00	.0%
TOTAL Ice Ribbon Facility	-34,039.00	-34,039.00	-23,143.38	-23,143.38	0.00	-10,895.62	68.0%
TOTAL REVENUES	-147,500.00	-147,500.00	-38,221.82	-38,221.82	0.00	-109,278.18	
TOTAL EXPENSES	113,461.00	113,461.00	15,078.44	15,078.44	0.00	98,382.56	
8700 Special Events - Ice							
31 OpRev-Sponsor/Donat.	-10,000.00	-10,000.00	0.00	0.00	0.00	-10,000.00	.0%

South Davis Recreation District



JANUARY 2026 YTD REV.&EXP.REPORT

FOR 2026 01

8700 Special Events - Ice	ORIGINAL APPROP	REVISED BUDGET	YTD ACTUAL	MTD ACTUAL	ENCUMBRANCES	AVAILABLE BUDGET	% USED
TOTAL Special Events - Ice	-10,000.00	-10,000.00	0.00	0.00	0.00	-10,000.00	.0%
TOTAL REVENUES	-10,000.00	-10,000.00	0.00	0.00	0.00	-10,000.00	
8800 Daycare-Ice							
30 OpRev-ChargeforServc	-3,500.00	-3,500.00	-337.63	-337.63	0.00	-3,162.37	9.6%
41 OpEx-Personnel	8,687.00	8,687.00	607.04	607.04	0.00	8,079.96	7.0%
42 OpEx-Op&AdminServc	400.00	400.00	0.00	0.00	0.00	400.00	.0%
TOTAL Daycare-Ice	5,587.00	5,587.00	269.41	269.41	0.00	5,317.59	4.8%
TOTAL REVENUES	-3,500.00	-3,500.00	-337.63	-337.63	0.00	-3,162.37	
TOTAL EXPENSES	9,087.00	9,087.00	607.04	607.04	0.00	8,479.96	
9000 General Operating							
30 OpRev-ChargeforServc	-31,000.00	-31,000.00	-1,160.00	-1,160.00	0.00	-29,840.00	3.7%
32 OpRev-Merch&Concess.	-4,000.00	-4,000.00	-337.48	-337.48	0.00	-3,662.52	8.4%
33 OpRev-Miscellaneous	-20,000.00	-20,000.00	-532.08	-532.08	0.00	-19,467.92	2.7%
41 OpEx-Personnel	218,434.00	218,434.00	14,173.21	14,173.21	0.00	204,260.79	6.5%
42 OpEx-Op&AdminServc	8,150.00	8,150.00	591.51	591.51	0.00	7,558.49	7.3%
43 OpEx-Facility&Proper	866,000.00	866,000.00	25,048.05	25,048.05	0.00	840,951.95	2.9%
46 OpEx-Insurance	239,000.00	239,000.00	236,937.00	236,937.00	0.00	2,063.00	99.1%
51 NonOpRev-PropTaxes	-1,952,386.00	-1,952,386.00	0.00	0.00	0.00	-1,952,386.00	.0%
52 NonOpRev-Miscellan.	-200,000.00	-200,000.00	-13,506.09	-13,506.09	0.00	-186,493.91	6.8%

South Davis Recreation District



JANUARY 2026 YTD REV.&EXP.REPORT

FOR 2026 01

	ORIGINAL APPROP	REVISED BUDGET	YTD ACTUAL	MTD ACTUAL	ENCUMBRANCES	AVAILABLE BUDGET	% USED
55 CAPITAL PROJECTS							
95,000.00	95,000.00		0.00	0.00	0.00	95,000.00	.0%
60 NonOperatingExpense							
60,000.00	60,000.00		0.00	0.00	0.00	60,000.00	.0%
TOTAL General Operating							
-720,802.00	-720,802.00		261,214.12	261,214.12	0.00	-982,016.12	-36.2%
TOTAL REVENUES							
-2,207,386.00	-2,207,386.00		-15,535.65	-15,535.65	0.00	-2,191,850.35	
TOTAL EXPENSES							
1,486,584.00	1,486,584.00		276,749.77	276,749.77	0.00	1,209,834.23	
9100 Debt Service							
44 OpEx-Professionalser							
500.00	500.00		0.00	0.00	0.00	500.00	.0%
60 NonOperatingExpense							
1,270,000.00	1,270,000.00		0.00	0.00	0.00	1,270,000.00	.0%
TOTAL Debt Service							
1,270,500.00	1,270,500.00		0.00	0.00	0.00	1,270,500.00	.0%
TOTAL EXPENSES							
1,270,500.00	1,270,500.00		0.00	0.00	0.00	1,270,500.00	
9200 Maintenance							
41 OpEx-Personnel							
113,061.00	113,061.00		6,841.26	6,841.26	0.00	106,219.74	6.1%
42 OpEx-Op&AdminServc							
6,850.00	6,850.00		46.41	46.41	0.00	6,803.59	.7%
43 OpEx-Facility&Proper							
16,200.00	16,200.00		0.00	0.00	0.00	16,200.00	.0%
TOTAL Maintenance							
136,111.00	136,111.00		6,887.67	6,887.67	0.00	129,223.33	5.1%
TOTAL EXPENSES							
136,111.00	136,111.00		6,887.67	6,887.67	0.00	129,223.33	
GRAND TOTAL							
1,038,589.00	1,038,589.00		104,631.74	104,631.74	0.00	933,957.26	10.1%

** END OF REPORT - Generated by Tyson Beck **