

**A G E N D A**  
**Park City Fire Service District**  
**Administrative Control Board Meeting**  
**March 3, 2026**

Park City Fire District Administrative Office Building  
736 West Bitner Rd. Park City, Utah 84098

---

**5:30 p.m.**

**Work Session**

- I. District Updates: Chief Pete Emery
- II. January 2026 Financial Review: CFO Del Barney
- III. Legislative Update: CFO Del Barney and FM Mike Owens
- IV. Administrative Fees Discussion: FM Mike Owens
- V. Colony Contract Discussion: Chief Pete Emery
- VI. Stations 32 and 35 Update: Chief Sean Briley
- VII. Wildland Program Discussion: Chief Pete Emery
- VIII. Other Divisional Updates (as time permits)

**6:30 p.m.**

**Regular Meeting Called to Order**

- I. Roll Call
  - II. Approval of February 3, 2026, Meeting Minutes
  - III. Public Input
  - IV. Commission Reports and Business
    - A. Correspondence
    - B. Financial
  - V. Old Business
  - VI. New Business
  - VII. Staff Reports and Input
  - VIII. Discussion of Possible Future Agenda Items/Additional Comments
  - IX. Closed Meeting: Discussion of the character, competence, or physical or mental health of an individual; deployment of security personnel, devices, or systems; collective bargaining issues; pending or reasonably imminent litigation; purchase, exchange, lease, or sale of real property; investigative proceedings regarding allegations of criminal misconduct; procurement; and/or consideration of a loan application.
  - X. Adjournment
- 

The next regularly scheduled meeting of the Park City Fire District Administrative Control Board  
will be held April 7, 2026, beginning at 6:30 p.m. in the  
PCFD Administrative Offices, 736 West Bitner Rd., Park City, Utah 84098.

Electronic participation by the public is not available at this time.

# DRAFT

**Park City Fire Service District  
Administrative Control Board – Work Session Meeting Minutes  
Park City Fire District Administrative Office Building  
February 3, 2026**

Meeting was held at the anchor location of the Park City Fire Service District Administrative Office Building, 736 West Bitner Rd., Park City, Utah, 84098

**Administrative Control Board work session called to order:** 5:31 p.m.

**Board Members Present:** Chair Alex Butwinski, Vice Chair Christina Miller, Treasurer John Hanrahan, Secretary Nate Brown (arrived at 5:35 p.m.), and Board Member Jeremy Rubell

**District Personnel Present:** Chief Pete Emery, Asst. Chief Sean Briley (stepped out between 5:50 and 6:20 p.m.), Battalion Chief Joe Sharrar (left at 5:50 p.m.), Battalion Chief McKay Wadley (left at 5:41 p.m.), Fire Marshal Mike Owens (left at 6:04 p.m.), CFO Del Barney, and Admin. Asst. Debbie Colgan

## **I. District Updates**

Chief Emery reported transports in 2025 are down approximately 100 compared to 2024. Additionally, transports in January 2026 are 17% lower than those in January 2025. However, additional revenue is being received in 2026, including proceeds from the sale of an engine. CFO Barney stated that he is not concerned at this time regarding ambulance revenue for 2026.

Chief Emery commended Fire Marshal Owens and his staff for their tactful handling of the temporary shutdown of a structure associated with the Sundance Film Festival due to a permitting requirement violation.

## **II. 2025 Financial Review**

CFO Barney said at the end of 2025, expenditures for the District were at 83.2% and income was at 105% of the budget. Income was boosted by a health insurance credit, and more income in property taxes and ambulance revenue was received in 2025 than in 2024. Permits, plan reviews, and wildland fire deployments also boosted income for the year.

Only approximately half of the anticipated capital outlay budget was spent due to the delay of an expected engine, which will come in 2026. The District will be debt-free in September of this year, and the reserve fund balance will drop once the construction of new Station 35 begins.

## **III. Legislative Update**

FM Owens and CFO Barney highlighted several bills currently under consideration during the legislative session that may impact the District:

- **HB 41 – Construction and Fire Code Amendments:** This proposed substitute bill would adopt the 2024 edition of the International Wildland Urban Interface Code (IWUIC), replacing Utah’s current 2006 edition. The bill incorporates updated IWUIC standards and includes related technical and conforming amendments.
- **HB 45 – Fire Code Amendments:** This proposed substitute bill would adopt the 2024 edition of the International Fire Code (IFC), replacing Utah’s current adoption of the 2021 edition. The update includes revised regulations concerning lithium batteries, the use of tents near fire sources, and other fire and building code provisions.
- **HB 269 – Ambulance Provider Payment Amendments:** This proposed substitute bill amends provisions regarding ambulance provider payments. It would amend provisions related to the base rate; authorize the Bureau of Emergency Medical Services to adjust the base rate each year; amend the base rate to include the cost of medicine; and allow an ambulance provider to collect up to the base and mileage rates.
- **HB 402 – EMS Controlled Substance Licensing Amendments:** This bill establishes a controlled substance license specifically for emergency medical services (EMS) agencies. Under the proposed changes, EMS agencies would be required to register with the U.S. Drug Enforcement Administration (DEA), and Utah regulations would be amended to align with federal DEA requirements. Licensing oversight would transition from the State of Utah to the DEA.
- **HB 415 – Building Code Amendments:** This bill would allow a person to alter, add to, or repair an existing structure without bringing the existing structure up to new construction standards unless the alteration, addition, or repair makes the structure less safe than the structure was before. FM Owens expressed concern that this could create issues for buildings that exceed 10,000 square feet after an addition. Under current code, such structures would be required to install fire sprinklers; however, under this bill, that requirement may not be enforceable.
- **HB 449 – Utah Taxpayer Oversight of Government Spending Amendments:** Among other things, this bill would require voters to approve an increase in state or local government revenue through most taxes or government debt; limit the amount of revenue a government entity may spend in a fiscal year unless voters approve increased spending; require a refund of excess revenue to taxpayers; and exempt business personal property that is not subject to a uniform fee from property tax.

#### **IV. Station 34 Update**

Chief Emery stated repairs at Station 34 have been completed. Repairs on the exterior cost approximately \$200K, and interior repairs were about \$70K. We anticipate receiving reimbursement for a substantial portion of these expenses.

## **V. Attorney's Fees**

Chief Emery reported that after one year under the new hourly agreement with the county attorneys, attorney's fees were \$15,000 compared to \$40,000 under the previous flat-fee contract. He also noted that many county entities have transitioned to the hourly model.

## **VI. Panoramic Camera**

Chief Emery said there are two AI-monitored panoramic cameras in the district that we have access to. When there is an indication of smoke and/or fire in the area, they send a notification to FM Owens. We have met with the Sheriff's Office, and we are trying to get the monitoring component into the Dispatch center, where notifications can be received 24 hours a day.

Additionally, the Sheriff's Office is placing a permanently mounted drone with a hood on the roof of Station 33. It will be able to be deployed by PCFD or the Sheriff's Office with the ability to fly for about an hour. The Station 33 drone will be placed within the next month, and we will look at possibly placing another at Station 36.

## **VII. Tuition Reimbursement Policy**

Chief Emery is requesting a revision to the tuition reimbursement policy to allow employees to become eligible after completing their probationary period, rather than after their second year of employment.

Under the current policy, tuition is reimbursed at 100% provided the coursework directly supports the advancement of their firefighting careers. Chief Emery does not anticipate that granting eligibility one year earlier will have a significant financial impact on the District.

The Board will vote on the proposed policy change at this evening's regular meeting.

## **VIII. Other Divisional Updates**

In Summit County, residents who operate nightly rental properties are required to obtain a business license. Properties located within Park City Municipal jurisdiction are managed separately by the city. County officials have identified that more property owners are operating nightly rentals than are currently licensed, with an estimated influx of approximately 500-600 additional rentals this year.

A daily fine will be imposed on property owners who fail to obtain a license by March 15. Chief Emery noted that processing the high volume of applications and required inspections will take time. Hiring full-time staff to address the temporary surge is not considered practical, as application numbers are expected to return to normal levels after the current influx is processed.

To address the backlog, Chief Emery met with Summit County Manager Scott to discuss potential "grandfathering" arrangements that could help reduce the immediate processing burden. He will

provide further updates to the Board as more information becomes available.

Chief Briley, who briefly stepped out of the meeting and later returned, provided an update on an incident that occurred during that time. A construction trailer containing propane tanks caught fire near the high school, resulting in a few explosions. The trailer was located within a fenced construction area. Fire crews responded promptly and quickly extinguished the fire. Due to the trailer's contained location and the rapid response, there was no danger of the fire spreading to nearby structures.

Chief Emery commented the 2025 annual report has been completed and is available for review.

**Work Session Completed:** 6:32 p.m.

# DRAFT

**Park City Fire Service District  
Administrative Control Board – Regular Meeting Minutes  
Park City Fire District Administrative Office Building  
February 3, 2026**

Meeting was held at the anchor location of the Park City Fire Service District Administrative Office Building, 736 West Bitner Rd., Park City, Utah, 84098, and via Teams

**Administrative Control Board work session called to order:** 6:31 p.m.

**Board Members Present:** Chair Alex Butwinski, Vice Chair Christina Miller, Treasurer John Hanrahan, Secretary Nate Brown, and Board Member Jeremy Rubell

**District Personnel Present:** Chief Pete Emery, Asst. Chief Sean Briley, CFO Del Barney, and Admin. Asst. Debbie Colgan

## **I. Roll Call**

Chair Butwinski began the meeting by conducting a roll call.

## **II. Approval of January 6, 2026, Meeting Minutes**

Vice Chair Miller made a motion to approve the minutes of the January 6, 2026, Administrative Control Board meeting. The motion was seconded by Treasurer Hanrahan. Those in favor were Chair Butwinski, Vice Chair Miller, Treasurer Hanrahan, and Board Member Rubell. The motion passed unanimously, 4-0. Secretary Brown abstained from voting, as he was not present for the January 6, 2026, meeting.

## **III. Public Input**

There was no public input.

## **IV. Board Member Reports and Business**

### **A. Correspondence**

There were no questions regarding the correspondence.

### **B. Financial**

There were no questions regarding the financials.

**V. Old Business**

There was not any old business.

**VI. New Business**

**A. Possible Approval of PCFD Policy Chapter 9, Section 5.0, Tuition Reimbursement Contract**

Secretary Hanrahan made a motion to approve PCFD Policy Chapter 9, Section 5.0, Tuition Reimbursement Contract. Vice Chair Miller seconded the motion. Those in favor were Chair Butwinski, Vice Chair Miller, Treasurer Hanrahan, Secretary Brown, and Board Member Rubell. The motion passed unanimously, 5-0.

**VII. Staff Reports and Input**

There were no comments on the staff reports.

**VIII. Discussion of Possible Future Agenda Items/Additional Comments**

CFO Barney stated the financial auditors will be at the administration building during the second week of March to conduct the 2025 audit..

**IX. Closed Meeting**

There was no need for a closed meeting.

**X. Adjournment**

Vice Chair Miller made a motion to adjourn the regular meeting, and it was seconded by Board Member Rubell. Those in favor were Chair Butwinski, Vice Chair Miller, Treasurer Hanrahan, Secretary Brown, and Board Member Rubell. The motion passed unanimously, 5-0. The regular meeting of the Park City Fire District Administrative Control Board adjourned at 6:35 p.m.

The next regularly scheduled meeting of the Park City Fire District Administrative Control Board will be March 3, 2026, beginning at 6:30 p.m. in the PCFD Administrative Offices, 736 W. Bitner Road, Park City, UT 84098.

**Park City Fire Service District  
Balance Sheet  
General Funds  
January 31, 2026**

	General	Capital Projects	Other Non-Major Governmental Funds	Total Governmental Funds	Special Revenue Fund	Debt Service Fund	Local Building Authority	Total Non-Major Governmental Funds
<b>Assets:</b>								
Cash - Regular Checking	(131,552)							
Cash and Cash Equivalents	16,931	(21,954)	5,025	2			5,025	5,025
Bond Escrow Holdings	0	0	57	57	0	57	0	57
Cash Deposited in Public Treasurer's Investment Fund	14,457,789	19,130,761	0	33,588,550			0	0
Receivables:								
Accounts Receivable	0	0	0	0	0		0	0
Taxes	480,850		0	480,850	0	0	0	0
Ambulance Operations	0		0	0	0	0	0	0
Other Assets								
Restricted Assets:								
Cash and Cash Equivalents	185,958		751	186,708	0	751		751
Prepaid Assets	0			0				
Cash Deposited in Public Treasurer's Investment Fund	821,425	0	550,928	1,372,353	550,928		0	550,928
Accounts Receivable				0				
Investments				0				
Total Assets	<u>15,962,952</u>	<u>19,108,807</u>	<u>556,761</u>	<u>35,628,520</u>	<u>550,928</u>	<u>807</u>	<u>5,025</u>	<u>556,761</u>
<b>Liabilities and Fund Balances:</b>								
<b>Liabilities:</b>								
Accounts Payable	131,433	0	0	131,433	0	0	0	0
Bond Interest Payable			0	0		0		0
Accrued Liabilities	812,459			812,459				
Total Liabilities	<u>943,892</u>	<u>0</u>	<u>0</u>	<u>943,892</u>	<u>0</u>	<u>0</u>	<u>0</u>	<u>0</u>
<b>Fund Balances:</b>								
Restricted for:								
Debt Service			807	807		807		807
Impact Fees			550,928	550,928	550,928			550,928
Assigned for:								
Building Construction and Equipment Purchases		19,108,807	5,025	19,113,832			5,025	5,025
Unassigned								
General Fund	15,019,060			15,019,060				
Capital Projects Fund								
Total Fund Balance	<u>15,019,060</u>	<u>19,108,807</u>	<u>556,761</u>	<u>34,684,627</u>	<u>550,928</u>	<u>807</u>	<u>5,025</u>	<u>556,761</u>
Total Liabilities and Fund Balance	<u>15,962,952</u>	<u>19,108,807</u>	<u>556,761</u>	<u>35,628,520</u>	<u>550,928</u>	<u>807</u>	<u>5,025</u>	<u>556,761</u>

**PARK CITY FIRE SERVICE DISTRICT**

**Budget to Actual  
General Fund  
For the Period Ending  
January 31, 2026**

	Budget Amounts		Actual Amounts	Variance with Final Budget - Over (Under)	Percent
	Original	Adjusted			
<b>Revenues:</b>					
Property Taxes	15,575,500	15,575,500	462,523	(15,112,977)	3.0%
Fee-in-lieu	250,000	250,000	15,431	(234,569)	6.2%
Licenses & Permits	450,000	450,000	38,610	(411,390)	8.6%
Intergovernmental (Grants & Wildland Program)	400,000	400,000	0	(400,000)	0.0%
Charges for Services	7,001,870	7,001,870	224,038	(6,777,832)	3.2%
Refunds	0	0	0	0	0.0%
Interest Income	500,000	500,000	49,659	(450,341)	9.9%
Sale of Fixed Assets	100,000	100,000	0	(100,000)	0.0%
Miscellaneous Revenue	1,500	1,500	0	(1,500)	0.0%
Contributions & Transfers	500	500	0	(500)	0.0%
Total Revenues	<u>24,279,370</u>	<u>24,279,370</u>	<u>790,262</u>	<u>(23,489,108)</u>	<u>3.3%</u>
<b>Expenditures:</b>					
Personnel:					
Salaries and Wages	13,532,941	13,532,941	1,108,767	12,424,174	8.2%
Fringe Benefits	5,615,352	5,615,352	417,331	5,198,021	7.4%
Fire Operations	2,474,560	2,474,560	149,208	2,325,352	6.0%
Fire Prevention Operations	59,331	59,331	4,224	55,107	7.1%
Administration	448,490	448,490	22,594	425,896	5.0%
Ambulance Operations	756,000	756,000	77,031	678,969	10.2%
Capital Outlay	792,000	792,000	314,944	477,056	39.8%
Transfers	4,100,000	4,100,000	24,149	4,075,851	0.6%
Total Expenditures	<u>27,778,674</u>	<u>27,778,674</u>	<u>2,118,249</u>	<u>25,660,425</u>	<u>7.6%</u>
Excess of Revenues Over Expenditures	<u>(3,499,304)</u>	<u>(3,499,304)</u>	<u>(1,327,987)</u>	<u>2,171,317</u>	<u>38.0%</u>
Fund Balances - Beginning	16,325,093	16,325,093	16,325,093		
Fund Balances - Ending	<u>12,825,789</u>	<u>12,825,789</u>	<u>14,997,106</u>		
	2,118,249		Total Expenditures		
	314,944		Less Capital Outlay		
	<u>24,149</u>		Less Interfund Transfers		
	1,779,155		Operating Expenses		

**PARK CITY FIRE SERVICE DISTRICT**  
**Statement of Revenues, Expenditures and Changes in Fund Balances - Budget and Actual**  
**All Funds and the Local Building Authority**  
**For the Period Ending**  
**January 31, 2026**

	<u>Budgeted Amounts</u>		<u>Actual Amounts</u>	<u>Variance With Final Budget - Positive (Negative)</u>	<u>Percent</u>
	<u>Original</u>	<u>Final</u>			
<b>Revenues:</b>					
Local Revenue:					
Property Taxes	15,575,500	15,575,500	462,523	15,112,977	3.0%
Fee-in-Lieu	250,000	250,000	15,431	234,569	6.2%
Interest Income	1,200,000	1,200,000	113,940	1,086,060	9.5%
Other Income	1,500	1,500	0	1,500	0.0%
Sale of Fixed Assets	100,000	100,000	0	100,000	0.0%
Grants and Donations	100,500	100,500	0	100,500	0.0%
Fees and Permits	8,051,870	8,051,870	263,676	7,788,194	3.3%
Total Revenues	<u>25,279,370</u>	<u>25,279,370</u>	<u>855,570</u>	<u>24,323,300</u>	<u>3.4%</u>
<b>Expenditures:</b>					
Personnel:					
Salaries and Wages	13,532,941	13,532,941	1,108,767	(12,424,174)	8.2%
Fringe Benefits	5,615,352	5,615,352	417,331	(5,198,021)	7.4%
Operations	3,295,641	3,295,641	230,463	2,379,761	7.0%
General and Administrative	444,291	444,291	22,594	(421,697)	5.1%
Capital Outlay	2,607,000	2,607,000	314,944	(2,292,056)	12.1%
Debt Service				0	
Principle Retirement	288,000	288,000	0	(288,000)	0.0%
Interest and Fiscal Charges	6,500	6,500	0	(6,500)	0.0%
Total Expenditures	<u>25,789,726</u>	<u>25,789,726</u>	<u>2,094,099</u>	<u>(23,695,626)</u>	<u>8.1%</u>
Excess of Revenues Over Expenditures	<u>(510,356)</u>	<u>(510,356)</u>	<u>(1,238,530)</u>	<u>627,674</u>	
<b>Other Financing Sources (Uses):</b>					
Operating Transfers to Other Funds	4,401,000	4,401,000	24,149	4,376,851	-0.5%
Operating Transfers From Other Funds	4,401,000	4,401,000	24,149	4,376,851	-0.5%
Total Other Financing Sources (Uses)	<u>0</u>	<u>0</u>	<u>0</u>	<u>0</u>	<u>0.0%</u>
Excess of Revenues and Other Financing Sources Over (Under) Expenditures and Net Change in Fund Balance	<u>(510,356)</u>	<u>(510,356)</u>	<u>(1,238,530)</u>	<u>627,674</u>	
<b>Fund Balances - Beginning</b>	<u>35,923,158</u>	<u>35,923,158</u>	<u>35,923,158</u>	<u>35,923,158</u>	
<b>Fund Balances - Ending</b>	<u>35,412,802</u>	<u>35,412,802</u>	<u>34,684,628</u>	<u>36,550,832</u>	

**Park City Fire Service District**  
**Summary of Revenues, Expenditures and Transfers for all Funds and the Local Building Authority**  
**For the Years Ending December 31, 2024, 2025 and 2026**

	Actual 2024	Actual 2025	Year-to Date 2026	Projected 2026	Budget 2026
<b>Revenues:</b>					
Property taxes	14,903,181	15,718,961	462,523	15,750,000	15,575,000
Fee-in-lieu	210,084	235,363	15,431	250,000	250,000
Interest income	1,337,830	1,253,642	113,940	1,200,000	1,200,000
Misc income	43,514	127,595	0	100,000	101,500
Grants and donations	275,871	70,456	0	100,000	100,500
Bond proceeds	0	0	0	0	0
Fees and Permits	7,147,188	8,156,560	263,676	8,100,000	8,051,870
<b>Total revenues</b>	<b>23,917,668</b>	<b>25,562,577</b>	<b>855,570</b>	<b>25,500,000</b>	<b>25,278,870</b>
<b>Expenditures:</b>					
<b>Current:</b>					
Salaries and wages	11,535,761	12,183,408	1,108,767	13,500,000	13,532,941
Fringe benefits	4,544,024	3,123,679	417,331	5,600,000	5,615,352
<b>Total wages and fringe benefits</b>	<b>16,079,785</b>	<b>15,307,087</b>	<b>1,526,098</b>	<b>19,100,000</b>	<b>19,148,293</b>
<b>Operations:</b>					
Station expenditures	884,559	930,420	76,478	1,490,000	1,486,310
Ambulance operational expenditures	676,189	712,504	77,031	750,000	756,150
Apparatus maintenance	231,645	310,810	19,449	400,000	415,250
Fire, spec. ops. And communication equip.	79,130	97,565	4,344	100,000	109,331
Fuel	112,069	104,923	8,191	125,000	132,500
Uniforms and safety gear	154,414	140,706	19,700	225,000	223,500
Travel, training and tuitions	136,878	122,469	25,271	150,000	170,500
Other operations	1,568	1,583	0	2,100	2,100
<b>Total operations</b>	<b>2,276,452</b>	<b>2,420,980</b>	<b>230,463</b>	<b>3,242,100</b>	<b>3,295,641</b>
<b>General and administrative:</b>					
General liability insurance	122,976	139,669	0	147,000	147,000
Professional and consulting services	14,508	18,840	14,683	30,000	38,000
Audit and accounting services	19,400	20,000	0	22,000	22,000
Legal services	6,062	28,307	165	50,000	50,000
Certificates of participation- cost of issuance	0	0	0	0	0
Other general and administrative	133,776	148,640	7,746	185,000	187,291
<b>Total general and administrative</b>	<b>296,722</b>	<b>355,456</b>	<b>22,594</b>	<b>434,000</b>	<b>444,291</b>
<b>Capital outlay:</b>					
Apparatus and vehicles	1,513,920	1,217,386	314,944	2,245,000	2,245,000
Land, buildings and building improvements	379,295	206,505	0	50,000	50,000
Furniture and equipment	394,262	190,153	0	312,000	312,000
<b>Total capital outlay</b>	<b>2,287,477</b>	<b>1,614,044</b>	<b>314,944</b>	<b>2,607,000</b>	<b>2,607,000</b>
<b>Debt service:</b>					
Principle retirement	681,897	275,000	0	288,000	288,000
Interest charges	21,923	12,356	0	6,500	6,500
<b>Total debt service</b>	<b>703,820</b>	<b>287,356</b>	<b>0</b>	<b>294,500</b>	<b>294,500</b>
<b>Total expenditures</b>	<b>21,644,256</b>	<b>19,984,923</b>	<b>2,094,099</b>	<b>25,677,600</b>	<b>25,789,725</b>
Excess (deficit) of revenue over expenditures before operating transfers	2,273,412	5,577,655	(1,238,530)	(177,600)	(510,855)
Operating transfers out	3,695,666	2,904,627	24,149	3,975,000	4,401,000
Operating transfers in	3,695,666	2,904,627	24,149	3,975,000	4,401,000
<b>Total transfers</b>	<b>0</b>	<b>0</b>	<b>0</b>	<b>0</b>	<b>0</b>
<b>Totals</b>	<b>2,273,412</b>	<b>5,577,655</b>	<b>(1,238,530)</b>	<b>(177,600)</b>	<b>(510,855)</b>
Fund Balances - Beginning	28,072,091	30,345,503	35,923,158	35,923,158	35,923,158
Fund Balances - Ending	30,345,503	35,923,158	34,684,628	35,745,558	35,412,303

**Park City Fire Service District**  
**Statement of Revenues, Expenditures and Changes in Fund Balances**  
**Governmental Funds**  
**For the Period Ending**  
**January 31, 2026**

	General	Capital Projects	Other Nonmajor Governmental Funds	Total Governmental Funds	Special Revenue Fund	Debt Service Fund	Local Building Authority	Total Governmental Funds
<b>Revenues:</b>								
Property Taxes	462,523	0	0	462,523	0	0	0	0
Fee -in-Lieu	15,431	0	0	15,431	0	0	0	0
Interest Income	49,659	62,478	1,802	113,940	1,799	3	0	1,802
Other Income	0	0	0	0	0	0	0	0
Sale of Fixed Assets	0	0	0	0	0	0	0	0
Grants and Donations	0	0	0	0	0	0	0	0
Fees and Permits	262,648	0	1,027	263,676	1,027	0	0	1,027
Total Revenues	<u>790,262</u>	<u>62,478</u>	<u>2,830</u>	<u>855,570</u>	<u>2,827</u>	<u>3</u>	<u>0</u>	<u>2,830</u>
<b>Expenditures:</b>								
Current:								
Personnel:								
Salaries and Wages	1,108,767	0	0	1,108,767	0	0	0	0
Fringe Benefits	417,331	0	0	417,331	0	0	0	0
Operations	230,463	0	0	230,463	0	0	0	0
General and Administrative	22,594	0	0	22,594	0	0	0	0
Capital Outlay	314,944	0	0	314,944	0	0	0	0
Debt Service:								
Principle Retirement	0	0	0	0	0	0	0	0
Interest and Fiscal Charges	0	0	0	0	0	0	0	0
Total Expenditures	<u>2,094,099</u>	<u>0</u>	<u>0</u>	<u>2,094,099</u>	<u>0</u>	<u>0</u>	<u>0</u>	<u>0</u>
Excess (Deficiency) of Revenues								
Over (Under) Expenditures	<u>(1,303,837)</u>	<u>62,478</u>	<u>2,830</u>	<u>(1,238,530)</u>	<u>2,827</u>	<u>3</u>	<u>0</u>	<u>2,830</u>
<b>Other Financing Sources (Uses):</b>								
Operating Transfers	<u>(24,149)</u>	<u>25,177</u>	<u>(1,027)</u>	<u>0</u>	<u>(1,027)</u>	<u>0</u>	<u>0</u>	<u>(1,027)</u>
Proceeds from Sale of Equipment	<u>0</u>	<u>0</u>	<u>0</u>	<u>0</u>	<u>0</u>	<u>0</u>	<u>0</u>	<u>0</u>
Total Other Financing Sources (Uses)	<u>(24,149)</u>	<u>25,177</u>	<u>(1,027)</u>	<u>0</u>	<u>(1,027)</u>	<u>0</u>	<u>0</u>	<u>(1,027)</u>
Net Change in Fund Balance	<u>(1,327,987)</u>	<u>87,655</u>	<u>1,802</u>	<u>(1,238,530)</u>	<u>1,799</u>	<u>3</u>	<u>0</u>	<u>1,802</u>
<b>Fund Balances - Beginning</b>	<u>16,325,093</u>	<u>19,043,107</u>	<u>554,958</u>	<u>35,923,158</u>	<u>549,130</u>	<u>803</u>	<u>5,025</u>	<u>554,958</u>
<b>Fund Balances - Ending</b>	<u>14,997,106</u>	<u>19,130,762</u>	<u>556,760</u>	<u>34,684,628</u>	<u>550,929</u>	<u>806</u>	<u>5,025</u>	<u>556,760</u>

Report Criteria:

Report type: Summary

Check.Type = {<->} "Adjustment"

GL Period	Check Issue Date	Check Number	Vendor Number	Payee	Check GL Account	Amount
02/26	02/04/2026	2250	18097	PRECISION RESTORATION LLC	40-201000-0000	26,792.68
02/26	02/18/2026	2251	18101	LINDA BARAN	10-201000-0000	192.64
02/26	02/18/2026	2252	17884	SELECT HEALTH	10-201000-0000	2,539.96
02/26	02/12/2026	1010993	17954	AFLAC GROUP INSURANCE	10-201000-0000	1,626.06
02/26	02/12/2026	1010994	220	ALL WEST COMMUNICATIONS	10-201000-0000	332.18
02/26	02/12/2026	1010995	700	AT&T MOBILITY	10-201000-0000	40.54
02/26	02/12/2026	1010996	17512	Battery Systems	10-201000-0000	1,764.78
02/26	02/12/2026	1010997	17668	BLOMQUIST HALE CONSULTING, INC	10-201000-0000	491.05
02/26	02/12/2026	1010998	1680	BOUND TREE MEDICAL LLC	10-201000-0000	2,330.92
02/26	02/12/2026	1010999	2260	CACTUS & TROPICALS	10-201000-0000	145.00
02/26	02/12/2026	1011000	3070	CANON U.S.A., INC.	10-201000-0000	99.53
02/26	02/12/2026	1011001	3030	CENTURYLINK	10-201000-0000	368.22
02/26	02/12/2026	1011002	17754	CHAOSINK	10-201000-0000	545.95
02/26	02/12/2026	1011003	17745	CULLIGAN WATER CONDITIONING	10-201000-0000	1,603.81
02/26	02/12/2026	1011004	17636	DISCOUNTCELL, INC	10-201000-0000	1,204.20
02/26	02/12/2026	1011005	17435	ENBRIDGE GAS	10-201000-0000	8,172.10
02/26	02/12/2026	1011006	17821	FARRWEST ENVIRONMENTAL SUPPLY, INC	10-201000-0000	4,684.94
02/26	02/12/2026	1011007	17524	FLEETPRIDE	10-201000-0000	112.99
02/26	02/12/2026	1011008	17863	GOLD CROSS SERVICES, INC	10-201000-0000	10,359.54
02/26	02/12/2026	1011009	18099	ICIMS, INC	10-201000-0000	2,671.77
02/26	02/12/2026	1011010	18020	JAN-PRO of UTAH	10-201000-0000	694.00
02/26	02/12/2026	1011011	17963	KAESER COMPRESSORS, INC.	10-201000-0000	1,475.08
02/26	02/12/2026	1011012	2860	L N CURTIS & SONS	10-201000-0000	550.00
02/26	02/12/2026	1011013	3830	MATT DYER	10-201000-0000	209.78
02/26	02/12/2026	1011014	17824	MEDICAL DYNAMICS	10-201000-0000	247.76
02/26	02/12/2026	1011015	8970	MOUNTAIN REGIONAL WATER SSD	10-201000-0000	715.67
02/26	02/12/2026	1011016	17999	N&D Tax and Advisory LLC	10-201000-0000	500.00
02/26	02/12/2026	1011017	17827	odp Business Solutions, LLC	10-201000-0000	38.30
02/26	02/12/2026	1011018	17651	OXYGEN UTAH, LLC	10-201000-0000	898.08
02/26	02/12/2026	1011019	17816	PARK CITY HIGH SCHOOL SCHOLARSHIPS	10-201000-0000	1,000.00
02/26	02/12/2026	1011020	10710	PARK CITY MUNICIPAL CORP	10-201000-0000	1,562.96
02/26	02/12/2026	1011021	17686	PARSONS BEHLE & LATIMER	10-201000-0000	510.00
02/26	02/12/2026	1011022	17750	PURCELL TIRE & RUBBER CO.	10-201000-0000	19,772.61
02/26	02/12/2026	1011023	17516	RelaDyne West LLC	10-201000-0000	6,875.34
02/26	02/12/2026	1011024	12280	REPUBLIC SERVICES #864	10-201000-0000	3,096.54
02/26	02/12/2026	1011025	18063	ROTO FLUSH	10-201000-0000	1,180.00
02/26	02/12/2026	1011026	17709	SIDDONS-MARTIN EMERGENCY GROUP	10-201000-0000	1,567.46
02/26	02/12/2026	1011027	13060	SKAGGS COMPANIES, INC.	10-201000-0000	180.50
02/26	02/12/2026	1011028	13130	SNYDERVILLE BASIN W R D	10-201000-0000	724.75
02/26	02/12/2026	1011029	13210	SPEEDS POWER EQUIPMENT	10-201000-0000	705.58
02/26	02/12/2026	1011030	18098	STANDARD INSURANCE COMPANY	10-201000-0000	17,622.88
02/26	02/12/2026	1011031	17995	State Fire DC Specialties	10-201000-0000	2,793.29
02/26	02/12/2026	1011032	17731	STATE OF UTAH FUEL NETWORK (DGO)	10-201000-0000	172.13
02/26	02/12/2026	1011033	13500	STRYKER SALES, LLC	10-201000-0000	8,409.25
02/26	02/12/2026	1011034	17813	SUMMIT FIRE & SECURITY LLC	10-201000-0000	1,370.00
02/26	02/12/2026	1011035	13490	SUMMIT WATER DISTRIBUTION CO	10-201000-0000	814.80
02/26	02/12/2026	1011036	17584	TELEFLEX LLC	10-201000-0000	14,598.50
02/26	02/12/2026	1011037	18096	TOMAS HERNANDEZ	10-201000-0000	52.00
02/26	02/12/2026	1011038	17987	UNIVERSITY OF UTAH	10-201000-0000	4,125.00
02/26	02/12/2026	1011039	15430	UTAH - YAMAS CONTROLS, INC.	10-201000-0000	382.50
02/26	02/12/2026	1011040	15180	UTAH COMMUNICATIONS AUTHORITY	10-201000-0000	120.00
02/26	02/12/2026	1011041	15200	UTAH LOCAL GOVERNMENTS TRUST	10-201000-0000	359.82
02/26	02/12/2026	1011042	15510	UTAH TANK & TRAILER	10-201000-0000	51.47


GL Period	Check Issue Date	Check Number	Vendor Number	Payee	Check GL Account	Amount
02/26	02/12/2026	1011043	15760	UTAH VALLEY UNIVERSITY	10-201000-0000	890.00
02/26	02/25/2026	1011044	18100	AARON PAINE MOBILE WRENCHING	10-201000-0000	442.35
02/26	02/25/2026	1011045	17332	AFFORDABLE HEATING & COOLING	10-201000-0000	608.40
02/26	02/25/2026	1011046	17924	AMERITAS LIFE INSURANCE CORP.	10-201000-0000	708.92
02/26	02/25/2026	1011047	17681	BEHR MOUNTAIN ELECTRIC	10-201000-0000	503.01
02/26	02/25/2026	1011048	1680	BOUND TREE MEDICAL LLC	10-201000-0000	6,784.18
02/26	02/25/2026	1011049	3170	Caselle, Inc.	10-201000-0000	3,697.00
02/26	02/25/2026	1011050	17532	CENTURYLINK	10-201000-0000	2,313.08
02/26	02/25/2026	1011051	17754	CHAOSINK	10-201000-0000	7,122.88
02/26	02/25/2026	1011052	17745	CULLIGAN WATER CONDITIONING	10-201000-0000	283.50
02/26	02/25/2026	1011053	17636	DISCOUNTCELL, INC	10-201000-0000	750.51
02/26	02/25/2026	1011054	17663	FIRST DIGITAL	10-201000-0000	2,638.19
02/26	02/25/2026	1011055	6060	HENRY SCHEIN INC.	10-201000-0000	248.88
02/26	02/25/2026	1011056	6110	HOME DEPOT CREDIT SERVICES	10-201000-0000	3,011.82
02/26	02/25/2026	1011057	17757	iSpyFire, Inc.	10-201000-0000	2,086.50
02/26	02/25/2026	1011058	15960	J & S Auto, Inc.	10-201000-0000	425.01
02/26	02/25/2026	1011059	17804	KARL MALONE FORD PARK CITY	10-201000-0000	346.81
02/26	02/25/2026	1011060	17868	Karl Malone Jeep RAM	10-201000-0000	44.40
02/26	02/25/2026	1011061	2860	L N CURTIS & SONS	10-201000-0000	5,188.00
02/26	02/25/2026	1011062	8250	LEGALSHIELD	10-201000-0000	266.25
02/26	02/25/2026	1011063	7960	LIFE-ASSIST INC	10-201000-0000	534.76
02/26	02/25/2026	1011064	18102	MES SERVICE COMPANY LLC	10-201000-0000	487.07
02/26	02/25/2026	1011065	17928	NATIONWIDE PREMIUM HOLDING	10-201000-0000	210.29
02/26	02/25/2026	1011066	17592	North Face Roofing, Inc.	40-201000-0000	37,565.00
02/26	02/25/2026	1011067	17827	odp Business Solutions, LLC	10-201000-0000	18.28
02/26	02/25/2026	1011068	17925	PACIFIC FITNESS PRODUCTS LLC	10-201000-0000	6,943.00
02/26	02/25/2026	1011069	17434	PROFESSIONAL SALES & SERVICE, LC	10-201000-0000	396.70
02/26	02/25/2026	1011070	18062	PSTrax	10-201000-0000	9,250.00
02/26	02/25/2026	1011071	11400	PUBLIC EMPLOYEES HEALTH PROG	10-201000-0000	928.56
02/26	02/25/2026	1011072	17516	RelaDyne West LLC	10-201000-0000	2,151.20
02/26	02/25/2026	1011073	12550	ROCKY MOUNTAIN POWER	10-201000-0000	3,905.81
02/26	02/25/2026	1011074	12320	ROCKY MTN POWER	10-201000-0000	799.20
02/26	02/25/2026	1011075	17536	RUSH TRUCK CENTER,	10-201000-0000	300.00
02/26	02/25/2026	1011076	14170	SHI INTERNATIONAL CORP	10-201000-0000	2,072.20
02/26	02/25/2026	1011077	13060	SKAGGS COMPANIES, INC.	10-201000-0000	2,752.56
02/26	02/25/2026	1011078	17995	State Fire DC Specialties	10-201000-0000	395.00
02/26	02/25/2026	1011079	18064	STRATEGIC COMMUNICATIONS SOLUTIONS LLC	10-201000-0000	2,819.00
02/26	02/25/2026	1011080	16080	VERIZON WIRELESS	10-201000-0000	1,595.33
02/26	02/25/2026	1011081	17170	WORKFORCEQA, LLC	10-201000-0000	435.05
02/26	02/25/2026	1011082	17713	ZAYO GROUP, LLC	10-201000-0000	1,163.59
Grand Totals:						272,537.20

Report Criteria:  
Report type: Summary  
Check.Type = {<->} "Adjustment"

Report Criteria:  
Report type: Invoice detail  
Check.Type = {<>} "Adjustment"

GL Period	Check Issue Date	Check Number	Vendor Number	Payee	Invoice Number	Invoice GL Account	Discount Taken	Invoice Amount	Check Amount
<b>2250</b>									
02/26	02/04/2026	2250	18097	PRECISION RESTORATION LLC	5004105	40-42-725-32000	.00	26,792.68	26,792.68
Total 2250:							.00		26,792.68
<b>2251</b>									
02/26	02/18/2026	2251	18101	LINDA BARAN	PC0805044-0	10-348-430-3000	.00	192.64	192.64
Total 2251:							.00		192.64
<b>2252</b>									
02/26	02/18/2026	2252	17884	SELECT HEALTH	CLAIM # 2412	10-348-430-3000	.00	2,539.96	2,539.96
Total 2252:							.00		2,539.96
<b>1010993</b>									
02/26	02/12/2026	1010993	17954	AFLAC GROUP INSURANCE	JAN 2026	10-218700-0000	.00	1,626.06	1,626.06
Total 1010993:							.00		1,626.06
<b>1010994</b>									
02/26	02/12/2026	1010994	220	ALL WEST COMMUNICATIONS	FEB 2026	10-40-286-00000	.00	227.90	227.90
02/26	02/12/2026	1010994	220	ALL WEST COMMUNICATIONS	FEB 2026	10-40-440-30000	.00	104.28	104.28
Total 1010994:							.00		332.18
<b>1010995</b>									
02/26	02/12/2026	1010995	700	AT&T MOBILITY	287287652583	10-40-365-00000	.00	40.54	40.54
Total 1010995:							.00		40.54
<b>1010996</b>									
02/26	02/12/2026	1010996	17512	Battery Systems	FEB 2026	10-40-500-00136	.00	1,764.78	1,764.78

**Park City Fire District**  
**Administrative Control Board Report**  
**February 2026**



UTTf-1 Structural Collapse Mock Disaster Exercise – College Station, TX

**Summary**

Despite the uncertain and unpredictable weather patterns that continue to define this winter season, the Park City Fire District maintained operational readiness, adaptability, and performance at a consistently high level. We managed a wide range of response types, expanded training opportunities, and continued executive-level planning aligned with several operational objectives outlined in our strategic plan.

## Significant Incidents

- Feb 1 – Multiple High-Acuity Events: Septic shock CCPM transport; ski trauma with CCPM intercept; bomb threat with multi-agency coordination.
- Feb 4 – Construction Trailer Fire at Park City High School.
- Feb 5 – Mercury spill investigation at Jeremy Ranch Elementary.
- Feb 6 – Mutual Aid Brush Fire, North Summit (approx. one acre).
- Feb 7 – I-80 rollover with traffic impacts and hazmat mitigation.
- Feb 8 – I-80 vehicle fire; rapid extinguishment.
- Feb 13 – Multiple critical care transports including pediatric trauma and STEMI transfer requiring advanced interventions.



Backcountry Rescue – Summit Park

- Feb 14 – Resort fatality; advanced airway management enroute.
- Feb 16 – Cardiac arrest with ROSC; direct tertiary transport.
- Feb 17 – South Summit auto aid response.
- Feb 19–20 – Sustained surge activity including multiple CCPM transports, backcountry rescue, snowmobile fatality, and large-scale water break evacuation.



PCHS Construction Trailer Fire

## Operations Overview

February reflected continued high utilization of Critical Care Paramedic resources, strong interagency coordination, winter corridor response demands, successful radio reprogramming, refinement of Surface Water and Structural Collapse SOGs, and continued development of Heavy Rescue 33 configuration.

Work began on Station 32 upgrades in preparation for the Wildland Division coming online this spring. We responded to multiple critical care cases in both the field and interfacility settings while continuing preparation for our upcoming in-house Critical Care course. EMS

demand was mixed overall, but we experienced our highest single-day call volumes of the season during one of our largest winter storms. It was a good opportunity to operate in the conditions we are built for — winter weather and elevated call volume — and our crews handled it in stride. Career development remains active across all platoons.

Early in the month we assisted with a wind-driven grass fire in North Summit, a reminder that our response profile remains diverse regardless of season.

Looking ahead, March is historically busy. Our operational posture remains ready for a potential return of winter, however brief, while we simultaneously prepare for what is shaping up to be an active wildland season both locally and nationally.

### **Training Division**

**Hazardous Materials:** Ten personnel completed the HazMat Technician course. This course enhances our technician-level hazardous materials response capability and supports operational readiness for complex incidents.

**NREMT Recertification:** All PCFD personnel are certified to a minimum standard of Advanced EMT. This certification needs to be renewed every two years, and the continuing education/recertification cycle is the backbone of PCFD's EMS training division. All National Registry recertifications were completed on schedule.

**Officer Development:** Six members enrolled in next development cycle; Instructor I coursework initiated.

**USAR / UTTF-1:** Seven personnel attended structural collapse mock disaster exercise; additional members preparing applications.

Looking ahead: Next month the training division will be conducting technician level rope rescue certification training. In-house critical care course is also upcoming this spring which is our next step in the critical care expansion initiative.

### **Administration**

February was a steady and productive month for Park City Fire District Administration. Our focus remained on supporting our officers, keeping facility projects moving forward, and preparing for the upcoming wildland season. Key highlights included continued progress on Station 32 renovations in preparation for wildland staffing, advancing cyber security planning efforts, and maintaining oversight of fleet, facilities, and budget priorities. February was about coordination, accountability, and making sure key initiatives remain on track heading into spring.

## **Apparatus & Facilities**

### **Station 32 – Wildland Readiness**

Continued coordination with contractors and Logistics to keep renovations on track for April 1 wildland crew occupancy. Focus remains on ensuring living quarters, functionality, and overall operational readiness meet seasonal demands.

### **Station 34 – Repair Close-Out**

Finalized remaining documentation and oversight items related to repair work. Continued monitoring to ensure project completion standards are met. We will be meeting with Travelers Insurance representatives, along with PCFD legal counsel, to coordinate potential reimbursement efforts.

## **Fleet & Capital Planning**



910 Ranch Controlled Burn

Maintained oversight of apparatus readiness and long-term replacement planning. Continued coordination with maintenance vendors to ensure operational reliability heading into peak season.

Juab Fire District has expressed strong satisfaction following the purchase of Engine 137. They have shared that their community is proud of the acquisition and appreciative of the opportunity to work with Park City Fire District.

## **Technology, Fleet & Logistics**

Continued monitoring and support of PSTRAX implementation to improve equipment accountability and streamline communication between crews, Fleet, and Logistics.

Began formal cyber security coordination meetings with key staff to assess vulnerabilities, improve awareness, and develop a structured plan for strengthening district-wide data protection practices in 2026.

Encouraged ongoing review of utility usage and operational cost centers to maintain budget discipline.

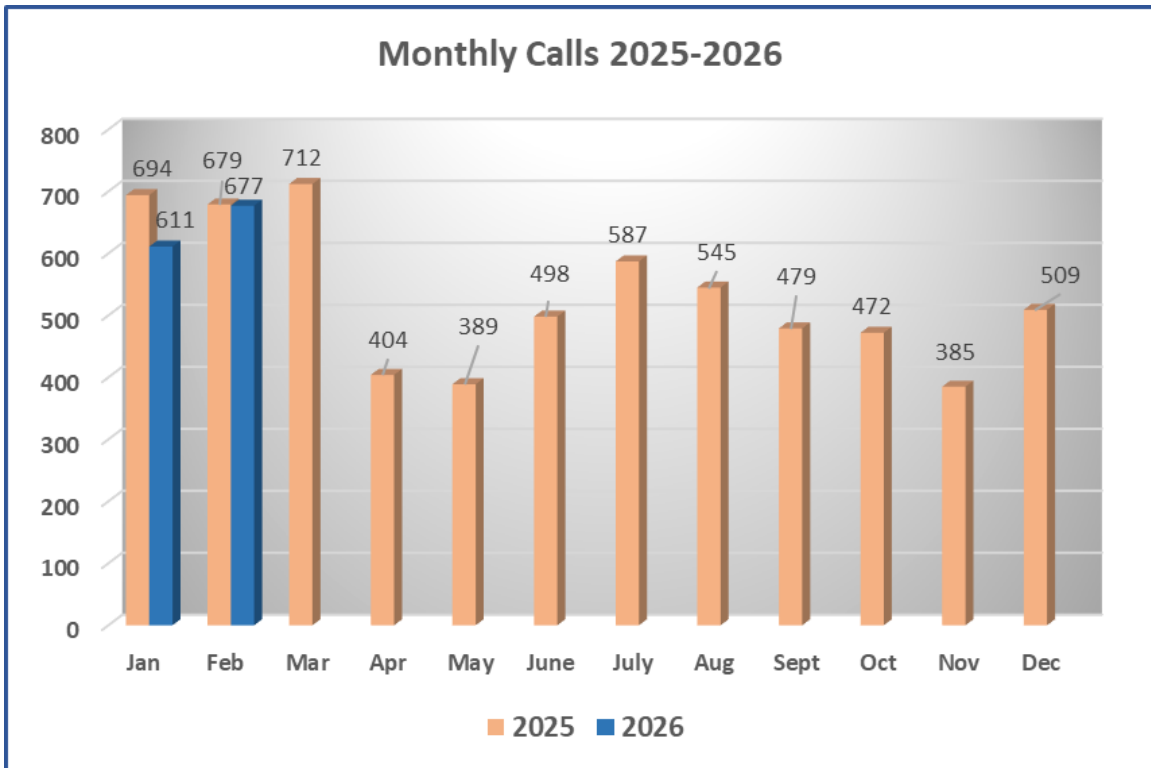
Dave Dorsey spent a significant portion of the month reprogramming radios to address remaining items from last year’s statewide reprogramming effort and ensure full system consistency.

**Miscellaneous**

Continued meeting to review ISO objectives, which involves substantial district planning and collaboration. We have reached out to ISO representatives to determine whether there are opportunities to improve from our current 3X rating to a 2X rating.

**Closing**

February demonstrated the depth and discipline of Park City Fire District. From critical care transports and technical rescues to facility upgrades and strategic planning, our teams continued to execute at a high level. Operations, Training, Administration, and Prevention remain closely aligned — moving in lockstep toward the same mission and strategic objectives. As we move into spring, we remain focused, prepared, and positioned to deliver excellence in emergency services to the citizens of our fire district.



GL Period	Check Issue Date	Check Number	Vendor Number	Payee	Invoice Number	Invoice GL Account	Discount Taken	Invoice Amount	Check Amount
Total 1010996:							.00		1,764.78
<b>1010997</b>									
02/26	02/12/2026	1010997	17668	BLOMQUIST HALE CONSULTING, INC	FEB26-1592	10-43-130-30000	.00	491.05	491.05
Total 1010997:							.00		491.05
<b>1010998</b>									
02/26	02/12/2026	1010998	1680	BOUND TREE MEDICAL LLC	JAN 2026	10-43-300-30000	.00	2,141.48	2,141.48
02/26	02/12/2026	1010998	1680	BOUND TREE MEDICAL LLC	JANUARY 20	10-43-300-30000	.00	189.44	189.44
Total 1010998:							.00		2,330.92
<b>1010999</b>									
02/26	02/12/2026	1010999	2260	CACTUS & TROPICALS	0394479	10-42-290-00002	.00	145.00	145.00
Total 1010999:							.00		145.00
<b>1011000</b>									
02/26	02/12/2026	1011000	3070	CANON U.S.A., INC.	6014703855	10-42-290-00002	.00	69.27	69.27
02/26	02/12/2026	1011000	3070	CANON U.S.A., INC.	6014793362	10-42-290-00002	.00	30.26	30.26
Total 1011000:							.00		99.53
<b>1011001</b>									
02/26	02/12/2026	1011001	3030	CENTURYLINK	FEB 2026	10-42-286-00000	.00	42.72	42.72
02/26	02/12/2026	1011001	3030	CENTURYLINK	FEB 2026	10-40-286-37000	.00	325.50	325.50
Total 1011001:							.00		368.22
<b>1011002</b>									
02/26	02/12/2026	1011002	17754	CHAOSINK	20839	10-40-071-00000	.00	545.95	545.95
Total 1011002:							.00		545.95
<b>1011003</b>									
02/26	02/12/2026	1011003	17745	CULLIGAN WATER CONDITIONING	JAN 2026	10-40-316-34000	.00	1,603.81	1,603.81

GL Period	Check Issue Date	Check Number	Vendor Number	Payee	Invoice Number	Invoice GL Account	Discount Taken	Invoice Amount	Check Amount
Total 1011003:							.00		1,603.81
<b>1011004</b>									
02/26	02/12/2026	1011004	17636	DISCOUNTCCELL, INC	INV-00002052	10-40-285-00000	.00	1,204.20	1,204.20
Total 1011004:							.00		1,204.20
<b>1011005</b>									
02/26	02/12/2026	1011005	17435	ENBRIDGE GAS	JAN 2026	10-40-440-32000	.00	8,172.10	8,172.10
Total 1011005:							.00		8,172.10
<b>1011006</b>									
02/26	02/12/2026	1011006	17821	FARRWEST ENVIRONMENTAL SUPPLY	52874	10-40-083-00000	.00	4,684.94	4,684.94
Total 1011006:							.00		4,684.94
<b>1011007</b>									
02/26	02/12/2026	1011007	17524	FLEETPRIDE	132177741	10-40-501-00036	.00	112.99	112.99
Total 1011007:							.00		112.99
<b>1011008</b>									
02/26	02/12/2026	1011008	17863	GOLD CROSS SERVICES, INC	4649	10-43-235-30000	.00	10,359.54	10,359.54
Total 1011008:							.00		10,359.54
<b>1011009</b>									
02/26	02/12/2026	1011009	18099	ICIMS, INC	INV-ICI-29657	10-42-285-00000	.00	2,671.77	2,671.77
Total 1011009:							.00		2,671.77
<b>1011010</b>									
02/26	02/12/2026	1011010	18020	JAN-PRO of UTAH	358438	10-42-480-00000	.00	694.00	694.00
Total 1011010:							.00		694.00

GL Period	Check Issue Date	Check Number	Vendor Number	Payee	Invoice Number	Invoice GL Account	Discount Taken	Invoice Amount	Check Amount
<b>1011011</b>									
02/26	02/12/2026	1011011	17963	KAESER COMPRESSORS, INC.	918117091	10-40-316-34000	.00	750.58	750.58
02/26	02/12/2026	1011011	17963	KAESER COMPRESSORS, INC.	918118667	10-40-316-34000	.00	724.50	724.50
Total 1011011:							.00		1,475.08
<b>1011012</b>									
02/26	02/12/2026	1011012	2860	L N CURTIS & SONS	INV1032645	10-40-071-00000	.00	550.00	550.00
Total 1011012:							.00		550.00
<b>1011013</b>									
02/26	02/12/2026	1011013	3830	MATT DYER	FIRE MARSH	10-40-065-00000	.00	209.78	209.78
Total 1011013:							.00		209.78
<b>1011014</b>									
02/26	02/12/2026	1011014	17824	MEDICAL DYNAMICS	50185	10-43-300-30000	.00	247.76	247.76
Total 1011014:							.00		247.76
<b>1011015</b>									
02/26	02/12/2026	1011015	8970	MOUNTAIN REGIONAL WATER SSD	JAN 2026	10-40-440-37000	.00	715.67	715.67
Total 1011015:							.00		715.67
<b>1011016</b>									
02/26	02/12/2026	1011016	17999	N&D Tax and Advisory LLC	4388	10-42-518-00000	.00	500.00	500.00
Total 1011016:							.00		500.00
<b>1011017</b>									
02/26	02/12/2026	1011017	17827	odp Business Solutions, LLC	457352847001	10-42-290-00000	.00	8.21	8.21
02/26	02/12/2026	1011017	17827	odp Business Solutions, LLC	47351881001	10-42-290-00000	.00	30.09	30.09
Total 1011017:							.00		38.30
<b>1011018</b>									
02/26	02/12/2026	1011018	17651	OXYGEN UTAH, LLC	29035	10-40-029-00000	.00	898.08	898.08

GL Period	Check Issue Date	Check Number	Vendor Number	Payee	Invoice Number	Invoice GL Account	Discount Taken	Invoice Amount	Check Amount
Total 1011018:							.00		898.08
<b>1011019</b>									
02/26	02/12/2026	1011019	17816	PARK CITY HIGH SCHOOL SCHOLARS	PAUL HEWITT	10-42-522-00000	.00	1,000.00	1,000.00
Total 1011019:							.00		1,000.00
<b>1011020</b>									
02/26	02/12/2026	1011020	10710	PARK CITY MUNICIPAL CORP	JAN 2026	10-40-440-31000	.00	1,562.96	1,562.96
Total 1011020:							.00		1,562.96
<b>1011021</b>									
02/26	02/12/2026	1011021	17686	PARSONS BEHLE & LATIMER	1770187	10-42-515-00000	.00	510.00	510.00
Total 1011021:							.00		510.00
<b>1011022</b>									
02/26	02/12/2026	1011022	17750	PURCELL TIRE & RUBBER CO.	JAN 2026	10-40-500-00142	.00	19,772.61	19,772.61
Total 1011022:							.00		19,772.61
<b>1011023</b>									
02/26	02/12/2026	1011023	17516	RelaDyne West LLC	1329827-IN	10-40-017-00000	.00	1,836.89	1,836.89
02/26	02/12/2026	1011023	17516	RelaDyne West LLC	1329830-IN	10-40-017-00000	.00	1,529.28	1,529.28
02/26	02/12/2026	1011023	17516	RelaDyne West LLC	1334153-IN	10-40-017-00000	.00	1,425.22	1,425.22
02/26	02/12/2026	1011023	17516	RelaDyne West LLC	FEB 2026	10-40-017-00000	.00	2,083.95	2,083.95
Total 1011023:							.00		6,875.34
<b>1011024</b>									
02/26	02/12/2026	1011024	12280	REPUBLIC SERVICES #864	0864-0021979	10-42-440-00000	.00	3,096.54	3,096.54
Total 1011024:							.00		3,096.54
<b>1011025</b>									
02/26	02/12/2026	1011025	18063	ROTO FLUSH	013026	10-40-316-30000	.00	1,180.00	1,180.00

GL Period	Check Issue Date	Check Number	Vendor Number	Payee	Invoice Number	Invoice GL Account	Discount Taken	Invoice Amount	Check Amount
Total 1011025:							.00		1,180.00
<b>1011026</b>									
02/26	02/12/2026	1011026	17709	SIDDONS-MARTIN EMERGENCY GRO	321-SIV00560	10-40-019-00000	.00	189.22	189.22
02/26	02/12/2026	1011026	17709	SIDDONS-MARTIN EMERGENCY GRO	JAN 2026	10-40-293-30000	.00	1,378.24	1,378.24
Total 1011026:							.00		1,567.46
<b>1011027</b>									
02/26	02/12/2026	1011027	13060	SKAGGS COMPANIES, INC.	JAN 2026	10-40-071-00000	.00	180.50	180.50
Total 1011027:							.00		180.50
<b>1011028</b>									
02/26	02/12/2026	1011028	13130	SNYDERVILLE BASIN W R D	FEB 2026	10-40-440-30000	.00	38.89	38.89
02/26	02/12/2026	1011028	13130	SNYDERVILLE BASIN W R D	FEB 2026	10-40-440-00000	.00	685.86	685.86
Total 1011028:							.00		724.75
<b>1011029</b>									
02/26	02/12/2026	1011029	13210	SPEEDS POWER EQUIPMENT	JAN 2026	10-40-022-00000	.00	705.58	705.58
Total 1011029:							.00		705.58
<b>1011030</b>									
02/26	02/12/2026	1011030	18098	STANDARD INSURANCE COMPANY	FEB 2026	10-219000-0000	.00	8,873.34	8,873.34
02/26	02/12/2026	1011030	18098	STANDARD INSURANCE COMPANY	JAN 2026	10-219000-0000	.00	8,749.54	8,749.54
Total 1011030:							.00		17,622.88
<b>1011031</b>									
02/26	02/12/2026	1011031	17995	State Fire DC Specialties	JAN 2026	10-40-316-38000	.00	2,793.29	2,793.29
Total 1011031:							.00		2,793.29
<b>1011032</b>									
02/26	02/12/2026	1011032	17731	STATE OF UTAH FUEL NETWORK (DG	F2607E00864	10-40-015-00000	.00	172.13	172.13

GL Period	Check Issue Date	Check Number	Vendor Number	Payee	Invoice Number	Invoice GL Account	Discount Taken	Invoice Amount	Check Amount
Total 1011032:							.00		172.13
<b>1011033</b>									
02/26	02/12/2026	1011033	13500	STRYKER SALES, LLC	6664849 ADJ	10-43-300-30000	.00	3,184.88	3,184.88
02/26	02/12/2026	1011033	13500	STRYKER SALES, LLC	ADJ	10-43-300-30000	.00	6,369.76-	6,369.76-
02/26	02/12/2026	1011033	13500	STRYKER SALES, LLC	ADJSMNT	10-43-300-30000	.00	3,184.88	3,184.88
02/26	02/12/2026	1011033	13500	STRYKER SALES, LLC	JAN 2026	10-43-300-30000	.00	8,409.25	8,409.25
Total 1011033:							.00		8,409.25
<b>1011034</b>									
02/26	02/12/2026	1011034	17813	SUMMIT FIRE & SECURITY LLC	3833245	10-40-020-00000	.00	1,370.00	1,370.00
Total 1011034:							.00		1,370.00
<b>1011035</b>									
02/26	02/12/2026	1011035	13490	SUMMIT WATER DISTRIBUTION CO	JAN 2026	10-40-440-33000	.00	814.80	814.80
Total 1011035:							.00		814.80
<b>1011036</b>									
02/26	02/12/2026	1011036	17584	TELEFLEX LLC	JAN 2026	10-43-300-30000	.00	14,598.50	14,598.50
Total 1011036:							.00		14,598.50
<b>1011037</b>									
02/26	02/12/2026	1011037	18096	TOMAS HERNANDEZ	TRAVEL	10-40-065-00000	.00	52.00	52.00
Total 1011037:							.00		52.00
<b>1011038</b>									
02/26	02/12/2026	1011038	17987	UNIVERSITY OF UTAH	PCFD-2026-0	10-43-111-30000	.00	4,125.00	4,125.00
Total 1011038:							.00		4,125.00
<b>1011039</b>									
02/26	02/12/2026	1011039	15430	UTAH - YAMAS CONTROLS, INC.	107922	10-40-316-31000	.00	382.50	382.50

GL Period	Check Issue Date	Check Number	Vendor Number	Payee	Invoice Number	Invoice GL Account	Discount Taken	Invoice Amount	Check Amount
Total 1011039:							.00		382.50
<b>1011040</b>									
02/26	02/12/2026	1011040	15180	UTAH COMMUNICATIONS AUTHORITY	INV-5837	10-40-050-00000	.00	120.00	120.00
Total 1011040:							.00		120.00
<b>1011041</b>									
02/26	02/12/2026	1011041	15200	UTAH LOCAL GOVERNMENTS TRUST	1624502	10-42-500-00000	.00	359.82	359.82
Total 1011041:							.00		359.82
<b>1011042</b>									
02/26	02/12/2026	1011042	15510	UTAH TANK & TRAILER	01P412602	10-40-019-00000	.00	51.47	51.47
Total 1011042:							.00		51.47
<b>1011043</b>									
02/26	02/12/2026	1011043	15760	UTAH VALLEY UNIVERSITY	FEB 2026	10-40-090-00000	.00	890.00	890.00
Total 1011043:							.00		890.00
<b>1011044</b>									
02/26	02/25/2026	1011044	18100	AARON PAINE MOBILE WRENCHING	2195	10-40-500-00121	.00	442.35	442.35
Total 1011044:							.00		442.35
<b>1011045</b>									
02/26	02/25/2026	1011045	17332	AFFORDABLE HEATING & COOLING	733351	10-40-316-33000	.00	608.40	608.40
Total 1011045:							.00		608.40
<b>1011046</b>									
02/26	02/25/2026	1011046	17924	AMERITAS LIFE INSURANCE CORP.	FEB 2026	10-217710-4300	.00	708.92	708.92
Total 1011046:							.00		708.92

GL Period	Check Issue Date	Check Number	Vendor Number	Payee	Invoice Number	Invoice GL Account	Discount Taken	Invoice Amount	Check Amount
<b>1011047</b>									
02/26	02/25/2026	1011047	17681	BEHR MOUNTAIN ELECTRIC	42811	10-40-316-37000	.00	503.01	503.01
Total 1011047:							.00	503.01	503.01
<b>1011048</b>									
02/26	02/25/2026	1011048	1680	BOUND TREE MEDICAL LLC	FEB 2026	10-43-300-30000	.00	4,816.67	4,816.67
02/26	02/25/2026	1011048	1680	BOUND TREE MEDICAL LLC	FEB2026	10-43-300-30000	.00	1,967.51	1,967.51
Total 1011048:							.00	6,784.18	6,784.18
<b>1011049</b>									
02/26	02/25/2026	1011049	3170	Caselle, Inc.	INV-15927	10-42-285-00000	.00	3,697.00	3,697.00
Total 1011049:							.00	3,697.00	3,697.00
<b>1011050</b>									
02/26	02/25/2026	1011050	17532	CENTURYLINK	772404093	10-40-286-36000	.00	957.74	957.74
02/26	02/25/2026	1011050	17532	CENTURYLINK	FEB 2026	10-42-286-00000	.00	951.47	951.47
02/26	02/25/2026	1011050	17532	CENTURYLINK	FEB 2026	10-42-286-00000	.00	403.87	403.87
Total 1011050:							.00	2,313.08	2,313.08
<b>1011051</b>									
02/26	02/25/2026	1011051	17754	CHAOSINK	20755	10-40-071-00000	.00	7,122.88	7,122.88
Total 1011051:							.00	7,122.88	7,122.88
<b>1011052</b>									
02/26	02/25/2026	1011052	17745	CULLIGAN WATER CONDITIONING	465X2928590	10-40-316-31000	.00	283.50	283.50
Total 1011052:							.00	283.50	283.50
<b>1011053</b>									
02/26	02/25/2026	1011053	17636	DISCOUNTCELL, INC	INV-00002149	10-40-285-00000	.00	750.51	750.51
Total 1011053:							.00	750.51	750.51

GL Period	Check Issue Date	Check Number	Vendor Number	Payee	Invoice Number	Invoice GL Account	Discount Taken	Invoice Amount	Check Amount
<b>1011054</b>									
02/26	02/25/2026	1011054	17663	FIRST DIGITAL	00932278-1	10-42-285-00000	.00	2,638.19	2,638.19
Total 1011054:							.00		2,638.19
<b>1011055</b>									
02/26	02/25/2026	1011055	6060	HENRY SCHEIN INC.	FEB 2026	10-43-300-30000	.00	248.88	248.88
Total 1011055:							.00		248.88
<b>1011056</b>									
02/26	02/25/2026	1011056	6110	HOME DEPOT CREDIT SERVICES	JAN 2026	10-40-291-00000	.00	3,011.82	3,011.82
Total 1011056:							.00		3,011.82
<b>1011057</b>									
02/26	02/25/2026	1011057	17757	iSpyFire, Inc.	5113	10-40-285-00000	.00	2,086.50	2,086.50
Total 1011057:							.00		2,086.50
<b>1011058</b>									
02/26	02/25/2026	1011058	15960	J & S Auto, Inc.	JAN 2026	10-43-500-00530	.00	425.01	425.01
Total 1011058:							.00		425.01
<b>1011059</b>									
02/26	02/25/2026	1011059	17804	KARL MALONE FORD PARK CITY	FEB 2026	10-43-500-00535	.00	346.81	346.81
Total 1011059:							.00		346.81
<b>1011060</b>									
02/26	02/25/2026	1011060	17868	Karl Malone Jeep RAM	JAN 2026	10-43-500-00530	.00	44.40	44.40
Total 1011060:							.00		44.40
<b>1011061</b>									
02/26	02/25/2026	1011061	2860	L N CURTIS & SONS	FEB 2026	10-40-029-00000	.00	5,188.00	5,188.00

GL Period	Check Issue Date	Check Number	Vendor Number	Payee	Invoice Number	Invoice GL Account	Discount Taken	Invoice Amount	Check Amount
Total 1011061:							.00		5,188.00
<b>1011062</b>									
02/26	02/25/2026	1011062	8250	LEGALSHIELD	FEB 2026	10-219200-0000	.00	266.25	266.25
Total 1011062:							.00		266.25
<b>1011063</b>									
02/26	02/25/2026	1011063	7960	LIFE-ASSIST INC	2065812	10-43-300-30000	.00	534.76	534.76
Total 1011063:							.00		534.76
<b>1011064</b>									
02/26	02/25/2026	1011064	18102	MES SERVICE COMPANY LLC	JAN 2026	10-40-071-00000	.00	487.07	487.07
Total 1011064:							.00		487.07
<b>1011065</b>									
02/26	02/25/2026	1011065	17928	NATIONWIDE PREMIUM HOLDING	FEB 2026	10-217500-0000	.00	210.29	210.29
Total 1011065:							.00		210.29
<b>1011066</b>									
02/26	02/25/2026	1011066	17592	North Face Roofing, Inc.	SATION 34 IN	40-42-782-34000	.00	37,565.00	37,565.00
Total 1011066:							.00		37,565.00
<b>1011067</b>									
02/26	02/25/2026	1011067	17827	odp Business Solutions, LLC	457352847002	10-40-290-33000	.00	18.28	18.28
Total 1011067:							.00		18.28
<b>1011068</b>									
02/26	02/25/2026	1011068	17925	PACIFIC FITNESS PRODUCTS LLC	101011	10-40-347-37000	.00	6,943.00	6,943.00
Total 1011068:							.00		6,943.00

GL Period	Check Issue Date	Check Number	Vendor Number	Payee	Invoice Number	Invoice GL Account	Discount Taken	Invoice Amount	Check Amount
<b>1011069</b>									
02/26	02/25/2026	1011069	17434	PROFESSIONAL SALES & SERVICE, L	35315	10-43-500-00537	.00	396.70	396.70
Total 1011069:							.00	396.70	396.70
<b>1011070</b>									
02/26	02/25/2026	1011070	18062	PSTrax	9114	10-42-285-00000	.00	9,250.00	9,250.00
Total 1011070:							.00	9,250.00	9,250.00
<b>1011071</b>									
02/26	02/25/2026	1011071	11400	PUBLIC EMPLOYEES HEALTH PROG	FEB 2026	10-219000-0000	.00	928.56	928.56
Total 1011071:							.00	928.56	928.56
<b>1011072</b>									
02/26	02/25/2026	1011072	17516	RelaDyne West LLC	1336937-IN	10-40-017-00000	.00	2,151.20	2,151.20
Total 1011072:							.00	2,151.20	2,151.20
<b>1011073</b>									
02/26	02/25/2026	1011073	12550	ROCKY MOUNTAIN POWER	JAN 2026	10-42-440-00000	.00	3,905.81	3,905.81
Total 1011073:							.00	3,905.81	3,905.81
<b>1011074</b>									
02/26	02/25/2026	1011074	12320	ROCKY MTN POWER	FEB 2026	10-40-440-34000	.00	799.20	799.20
Total 1011074:							.00	799.20	799.20
<b>1011075</b>									
02/26	02/25/2026	1011075	17536	RUSH TRUCK CENTER,	3045088209	10-40-500-00138	.00	300.00	300.00
Total 1011075:							.00	300.00	300.00
<b>1011076</b>									
02/26	02/25/2026	1011076	14170	SHI INTERNATIONAL CORP	B20775479	10-42-285-00000	.00	2,072.20	2,072.20

GL Period	Check Issue Date	Check Number	Vendor Number	Payee	Invoice Number	Invoice GL Account	Discount Taken	Invoice Amount	Check Amount
Total 1011076:							.00		2,072.20
<b>1011077</b>									
02/26	02/25/2026	1011077	13060	SKAGGS COMPANIES, INC.	FEB 2026	10-40-071-00000	.00	2,752.56	2,752.56
Total 1011077:							.00		2,752.56
<b>1011078</b>									
02/26	02/25/2026	1011078	17995	State Fire DC Specialties	12657704	10-40-316-36000	.00	395.00	395.00
Total 1011078:							.00		395.00
<b>1011079</b>									
02/26	02/25/2026	1011079	18064	STRATEGIC COMMUNICATIONS SOLU	26SCS-2420	10-40-052-00000	.00	2,819.00	2,819.00
Total 1011079:							.00		2,819.00
<b>1011080</b>									
02/26	02/25/2026	1011080	16080	VERIZON WIRELESS	6135185862	10-40-350-00000	.00	1,595.33	1,595.33
Total 1011080:							.00		1,595.33
<b>1011081</b>									
02/26	02/25/2026	1011081	17170	WORKFORCEQA, LLC	INV129460	10-43-348-30000	.00	435.05	435.05
Total 1011081:							.00		435.05
<b>1011082</b>									
02/26	02/25/2026	1011082	17713	ZAYO GROUP, LLC	22169669	10-42-365-00000	.00	1,163.59	1,163.59
Total 1011082:							.00		1,163.59
Grand Totals:							.00		272,537.20

Summary by General Ledger Account Number

GL Account	Debit	Credit	Proof
10-201000-0000	9,423.57	217,603.09-	208,179.52-
10-217500-0000	210.29	.00	210.29
10-217710-4300	708.92	.00	708.92
10-218700-0000	1,626.06	.00	1,626.06
10-219000-0000	18,551.44	.00	18,551.44
10-219200-0000	266.25	.00	266.25
10-348-430-3000	2,732.60	.00	2,732.60
10-40-015-00000	1,653.68	.00	1,653.68
10-40-017-00000	7,544.99	.00	7,544.99
10-40-019-00000	240.69	.00	240.69
10-40-020-00000	1,370.00	.00	1,370.00
10-40-022-00000	705.58	.00	705.58
10-40-029-00000	2,760.08	.00	2,760.08
10-40-050-00000	120.00	.00	120.00
10-40-052-00000	3,748.00	929.00-	2,819.00
10-40-065-00000	261.78	.00	261.78
10-40-071-00000	14,964.96	.00	14,964.96
10-40-076-00000	769.05	.00	769.05
10-40-083-00000	4,684.94	.00	4,684.94
10-40-090-00000	890.00	.00	890.00
10-40-285-00000	16,205.51	.00	16,205.51
10-40-286-00000	2,720.51	.00	2,720.51
10-40-286-31000	215.06	.00	215.06
10-40-286-33000	134.12	.00	134.12
10-40-286-34000	312.20	.00	312.20
10-40-286-35000	349.20	.00	349.20
10-40-286-36000	349.19	.00	349.19
10-40-286-37000	344.08	.00	344.08
10-40-286-38000	215.92	.00	215.92
10-40-290-33000	18.28	.00	18.28
10-40-291-00000	671.41	.00	671.41
10-40-291-38000	359.10	.00	359.10
10-40-293-30000	8,888.56	1,980.05-	6,908.51
10-40-316-30000	2,868.29	.00	2,868.29
10-40-316-30300	472.81	.00	472.81
10-40-316-31000	666.00	.00	666.00
10-40-316-33000	1,806.45	.00	1,806.45
10-40-316-34000	1,758.58	.00	1,758.58
10-40-316-35000	378.50	.00	378.50
10-40-316-36000	678.50	.00	678.50

GL Account	Debit	Credit	Proof
10-40-316-37000	822.48	.00	822.48
10-40-316-38000	543.50	.00	543.50
10-40-347-34000	25.44	.00	25.44
10-40-347-37000	6,943.00	.00	6,943.00
10-40-350-00000	672.54	.00	672.54
10-40-365-00000	373.23	.00	373.23
10-40-440-00000	684.00	.00	684.00
10-40-440-30000	1,329.65	.00	1,329.65
10-40-440-31000	2,553.51	.00	2,553.51
10-40-440-32000	730.44	.00	730.44
10-40-440-33000	2,134.53	.00	2,134.53
10-40-440-34000	2,256.95	.00	2,256.95
10-40-440-35000	1,747.56	.00	1,747.56
10-40-440-36000	2,685.74	.00	2,685.74
10-40-440-37000	2,204.27	.00	2,204.27
10-40-440-38000	1,761.15	.00	1,761.15
10-40-500-00108	800.72	.00	800.72
10-40-500-00118	1,292.52	.00	1,292.52
10-40-500-00121	442.35	.00	442.35
10-40-500-00136	2,461.95	.00	2,461.95
10-40-500-00138	300.00	.00	300.00
10-40-500-00140	769.26	.00	769.26
10-40-500-00142	1,902.63	.00	1,902.63
10-40-500-00144	2,108.99	.00	2,108.99
10-40-501-00032	932.28	.00	932.28
10-40-501-00033	568.90	.00	568.90
10-40-501-00034	579.20	.00	579.20
10-40-501-00036	4,061.10	.00	4,061.10
10-41-285-00000	467.87	.00	467.87
10-41-286-00000	144.14	.00	144.14
10-41-350-00000	80.08	.00	80.08
10-41-365-00000	184.83	.00	184.83
10-42-285-00000	5,097.79	.00	5,097.79
10-42-286-00000	723.98	.00	723.98
10-42-290-00000	38.30	.00	38.30
10-42-290-00002	244.53	.00	244.53
10-42-365-00000	685.75	.00	685.75
10-42-440-00000	1,808.31	.00	1,808.31
10-42-480-00000	694.00	.00	694.00
10-42-500-00000	359.82	.00	359.82

GL Account	Debit	Credit	Proof
10-42-515-00000	510.00	.00	510.00
10-42-518-00000	500.00	.00	500.00
10-42-522-00000	1,000.00	.00	1,000.00
10-43-111-30000	4,125.00	.00	4,125.00
10-43-130-30000	491.05	.00	491.05
10-43-235-30000	10,359.54	.00	10,359.54
10-43-300-30000	39,668.77	6,514.52-	33,154.25
10-43-348-30000	435.05	.00	435.05
10-43-350-30000	485.59	.00	485.59
10-43-365-30000	317.44	.00	317.44
10-43-500-00527	303.05	.00	303.05
10-43-500-00530	469.41	.00	469.41
10-43-500-00535	43.76	.00	43.76
10-43-500-00536	352.95	.00	352.95
10-43-500-00537	749.65	.00	749.65
10-43-500-00538	352.96	.00	352.96
40-201000-0000	.00	64,357.68-	64,357.68-
40-42-725-32000	26,792.68	.00	26,792.68
40-42-782-34000	37,565.00	.00	37,565.00
Grand Totals:	<u>291,384.34</u>	<u>291,384.34-</u>	<u>.00</u>

Dated: \_\_\_\_\_

Mayor: \_\_\_\_\_

City Council: \_\_\_\_\_

\_\_\_\_\_

\_\_\_\_\_

\_\_\_\_\_

\_\_\_\_\_

\_\_\_\_\_

City Recorder: \_\_\_\_\_

---

Report Criteria:

Report type: Invoice detail

Check.Type = {<>} "Adjustment"

---

# **Utah Task Force 1**

## **Urban Search & Rescue**



### **Texas ORE 2026**

**College Station, TX**

**February 20<sup>th</sup> - February 23<sup>rd</sup>**

**Prepared by Captain Chad Kramer**

**and**

**Battalion Chief McKay Wadley**



## Summary

Utah Task Force One (UTTF-1) urban search and rescue team has had a longstanding relationship as training partners with Texas Task Force One (TXTF-1). For 3 years running, the teams have met in College Station to train in preparation for terrorist and natural disaster response. The primary objectives are to coordinate response, share resources and sharpen team based skills in order to be an asset to communities in crisis. The exercise allows both teams to practice activation, mobilization, Incident Management (IMT) or Authority Having Jurisdiction (AHJ) interaction, operations, and demobilization. Lessons learned during the exercise also allow participants to bring knowledge, skills, and abilities to their home agencies and the communities they serve.

## **Location**

The Training takes place at the Texas A&M Extension Services campus (TEEX). The site was developed with federal funding in 1997 shortly after the Oklahoma City bombing. It was designed and engineered to mimic the effect of both natural and terrorist disasters. The area we work is called Disaster City. Props include rubble piles, partially collapsed commercial and residential buildings, compromised infrastructure, and flooding.

## **Operations**

Utah Task Force 1 was given the scenario of a Tropical Cyclone - named Jeff - that struck a community which included a government building and a clinic. The exercise began on 2/18 when local resources (Fire/EMS/Law Enforcement/CSTs) responded to the disaster. On 2/19 state resources including TXTF-2, TXTF-3, and Emergency Management Department of Texas (EMDT) representatives responded. The Incident Management Team (IMT) was set up with EMDTs from various cities across the state. On 2/20, a disaster declaration from the state of Texas released federal funding approval through FEMA, UTTF-1 and TXTF-1 were then deployed as federal resources.

Many different hazards were verbalized or simulated. Multiple victims were located and rescued using various Search and Rescue techniques, including modalities such as K9 searches and technical rope or confined space rescue. All hazards were presumed contaminated, and a significant Hazmat function attended to the monitoring, detection, and decontamination of personnel and dogs throughout the defined scenario.

## **Park City Fire Involvement**

Park City Fire had multiple personnel represented in command, rescue, and hazmat functions, and each of these personnel performed their roles with the utmost professionalism that befits the reputation of Park City Fire. Regardless of experience and “time on the job,” many of PCFD’s personnel were filling high level roles and making a significant contribution to search and rescue efforts. PCFD contributed the second highest level of participating personnel at 7 members, only behind Unified Fire Authority - the sponsoring agency - at 22.

## **Conclusion**

Park City Fire has been and continues to be a strong supporter of Utah Task Force 1. As this team continues to respond both nationally and locally, both in training and in real world deployments, PCFD will proudly support this mission, extending the reach of the District to our larger community and nation. This is a mission that the residents of the Park City Fire District can be proud to support and be a part of.

In addition to 57 team members, 3 representatives from the Utah Division of Emergency Management (UDEM) accompanied the team. Funding for the exercise was provided through UDEM. UTTF-1 and its team members look forward to building relationships with the state and participating local agencies.




Canine Search Operations



Shoring Operations





Breaching Operations





Difficult Access Rope Operations





Overhead Hazard Mitigation



Rubble Pile/Confined Space Operations



Air to Ground Operations



Command and Coordination

