

PUBLIC WORKS

TRANSPORTATION
UTILITY FEE - TUF






Transportation Utility Fee

TUF Fee Limitations - Usage:

- Operation, Rehabilitation & Maintenance
 - Local Roadways.
 - Sidewalks.
 - Traffic Safety Infrastructure.

Springville Methodology:

- Consistent Preventative Maintenance
- Priority Focus - Main Roadways → Commercial → Residential
- Cost-Saving Reconstruction Methods



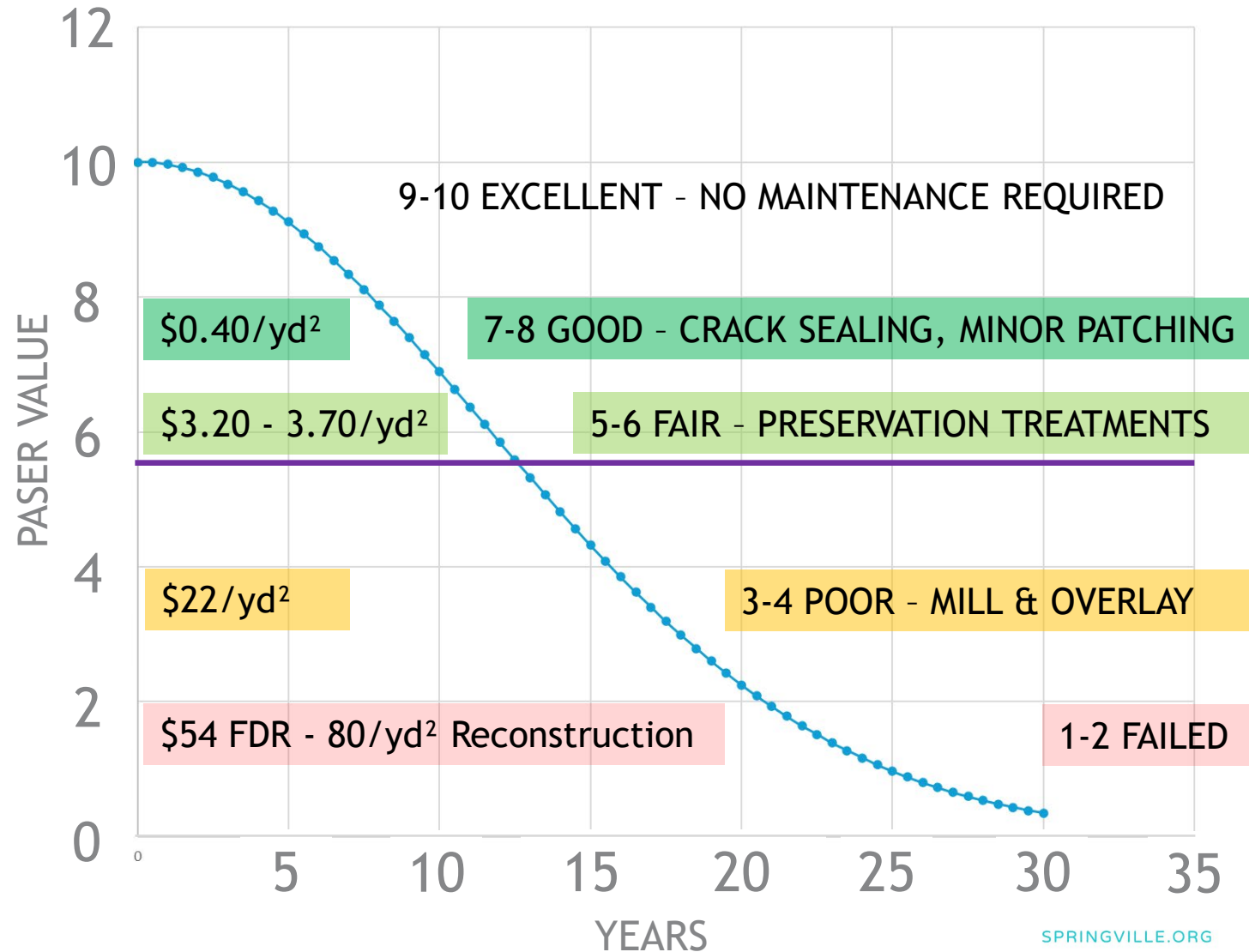


Asphalt Roadways - Pavement Degradation Curve

Premise:

- Timely Maintenance vs Delayed Maintenance
- Lower Cost vs Higher Cost
- Longevity
 - No Maintenance = 25± years
 - Scheduled Maintenance = 45+ years

Paser = 5.7





Transportation Utility Fee

TUF Fee Structure

	Monthly Fee	Annual Income
• Asphalt Surface (+ limited concrete)	\$5.72	\$1,831,460
TUF Fee =	\$5.72	\$1,831,460



Transportation Utility Fee - Comparison - January 2026

Average = \$8.24

City	Monthly Fee (Single-Family)	Implementation/Last Update
Highland	\$18.50	May-17
North Ogden	\$15.00	Jan-26
South Weber	\$15.00	Jun-17
Mapleton	\$8.00	Jul-16
Kaysville	\$7.85	Jul-18
Fruit Heights	\$7.50	Jun-15
Farr West	\$7.00	Fall 2025
Pleasant Grove	\$6.76	Jul-18
South Ogden	\$5.70	Aug-17
Pleasant View	\$4.72	Jan-24
Farmington	\$3.90	Dec-25
Provo	\$3.68	Nov-13
Vineyard	\$3.50	Mar-15



Transportation Utility Fee

TUF Fee Structure

	Monthly Fee	Annual Income
• Asphalt Surface (+ limited concrete)	\$5.72	\$1,831,460
• Median Maintenance	\$0.47	\$ 150,000
• City Entrances	<u>\$0.63</u>	<u>\$ 200,000</u>
TUF Fee =	\$6.82	\$2,181,460



Transportation Utility Fee - Breakdown

TUF Fee Structure

	Monthly Fee	Annual Income
• Asphalt Surface	\$5.72	\$1,831,460
• Median Maintenance	\$0.47	\$ 150,000
• City Entrances	\$0.63	\$ 200,000
• Service Level Upgrade CIP's	<u>\$1.00</u>	<u>\$ 320,000</u>
TUF Fee =	\$7.82	\$2,501,460



Transportation Utility Fee - Comparison - January 2026

Average = \$8.24

City	Monthly Fee (Single-Family)	Implementation/Last Update
Highland	\$18.50	May-17
North Ogden	\$15.00	Jan-26
South Weber	\$15.00	Jun-17
Mapleton	\$8.00	Jul-16
Kaysville	\$7.85	Jul-18
Fruit Heights	\$7.50	Jun-15
Farr West	\$7.00	Fall 2025
Pleasant Grove	\$6.76	Jul-18
South Ogden	\$5.70	Aug-17
Pleasant View	\$4.72	Jan-24
Farmington	\$3.90	Dec-25
Provo	\$3.68	Nov-13
Vineyard	\$3.50	Mar-15



Transportation Utility Fee - Breakdown

State Average = \$8.24

TUF Fee Structure

	Monthly Fee	Annual Income
• Asphalt Surface	\$5.72	\$1,831,460
• Median Maintenance	\$0.47	\$ 150,000
• City Entrances	\$0.63	\$ 200,000
• Service Level Upgrade CIP's	\$1.00	\$ 320,000
• Active Transportation	<u>\$1.09</u>	<u>\$ 350,000</u>
TUF Fee =	\$8.91	\$2,851,460

PUBLIC WORKS



QUESTIONS?



Service Level Upgrade CIP's

Transportation Master Plan

- 15M over 10 Years

UDOT Betterments \$ 405,000

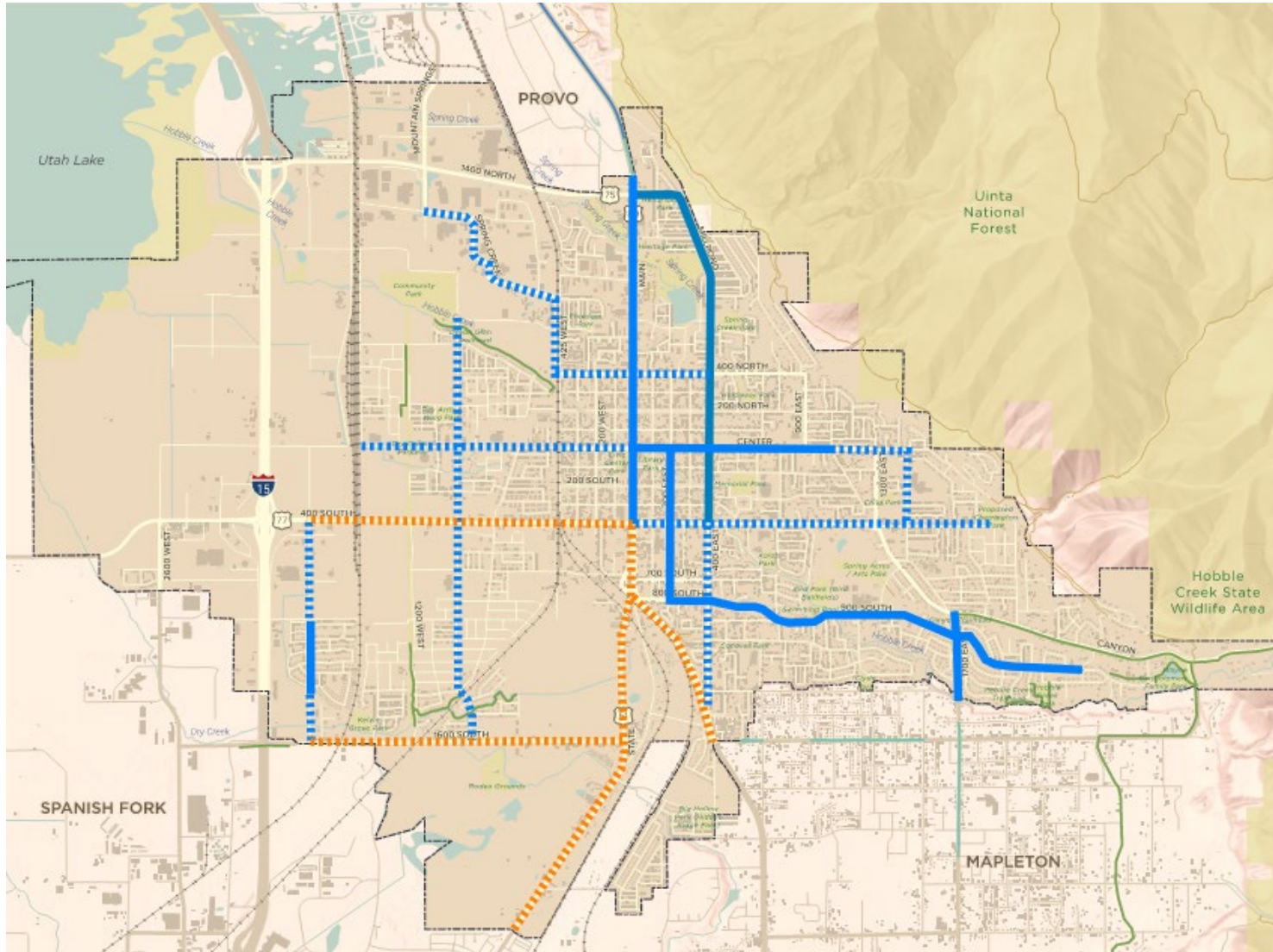
Intersection/Road Improvements

- 620 South \$ 241,000
- New High School \$1,934,000
- 1200 W \$1,318,000





Active Transportation



Initial Projects - Year 1

- Framework Bike Lanes
- \$350,000

Year 2 Forward

- Bike Lane Maintenance
- Focus on Trails
- \$350,000/year

Adds \$1.09 monthly to TUF



Springville City Roadway Network - 147 miles

C-Road Funding (Tied to the price of gas & diesel)	\$1,785,000
Sales Tax Funding (1/4 ¢ and 5 th 5 th)	\$1,353,000
General Fund Transfer	<u>\$1,450,000</u>
Total	\$4,588,000

Streets Division Core Expenses

• Administrative Fee	\$ 248,000
• Engineering & PW Administration Fee	\$ 504,000
• Operations	\$1,861,049
• General Maintenance (street maintenance, striping, concrete, AT)	\$ 406,411
• Roadway Maintenance	<u>\$1,785,000</u>
Total	\$4,804,460

(Deficit) = -\$216,460



Transportation Utility Fee - Comparison - January 2025

Average = \$7.24

City	Date Adopted	Residential Fee / Month
Provo	November 2013	\$ 3.68
Pleasant Grove	July 2018	\$ 6.76
Pleasant View	≈ 2015	\$ 4.00
North Ogden	July 2015	\$ 3.00
South Ogden	August 2017	\$ 5.52
South Weber	June 2017	\$ 15.00
Fruit Heights	July 2015	\$ 7.50
Farmington	February 2018	\$ 3.60
Kaysville	July 2018	\$ 7.85
Highland	May 2017	\$ 18.50
Vineyard	March 2015	\$ 3.50
Mapleton	July 2016	\$ 8.00



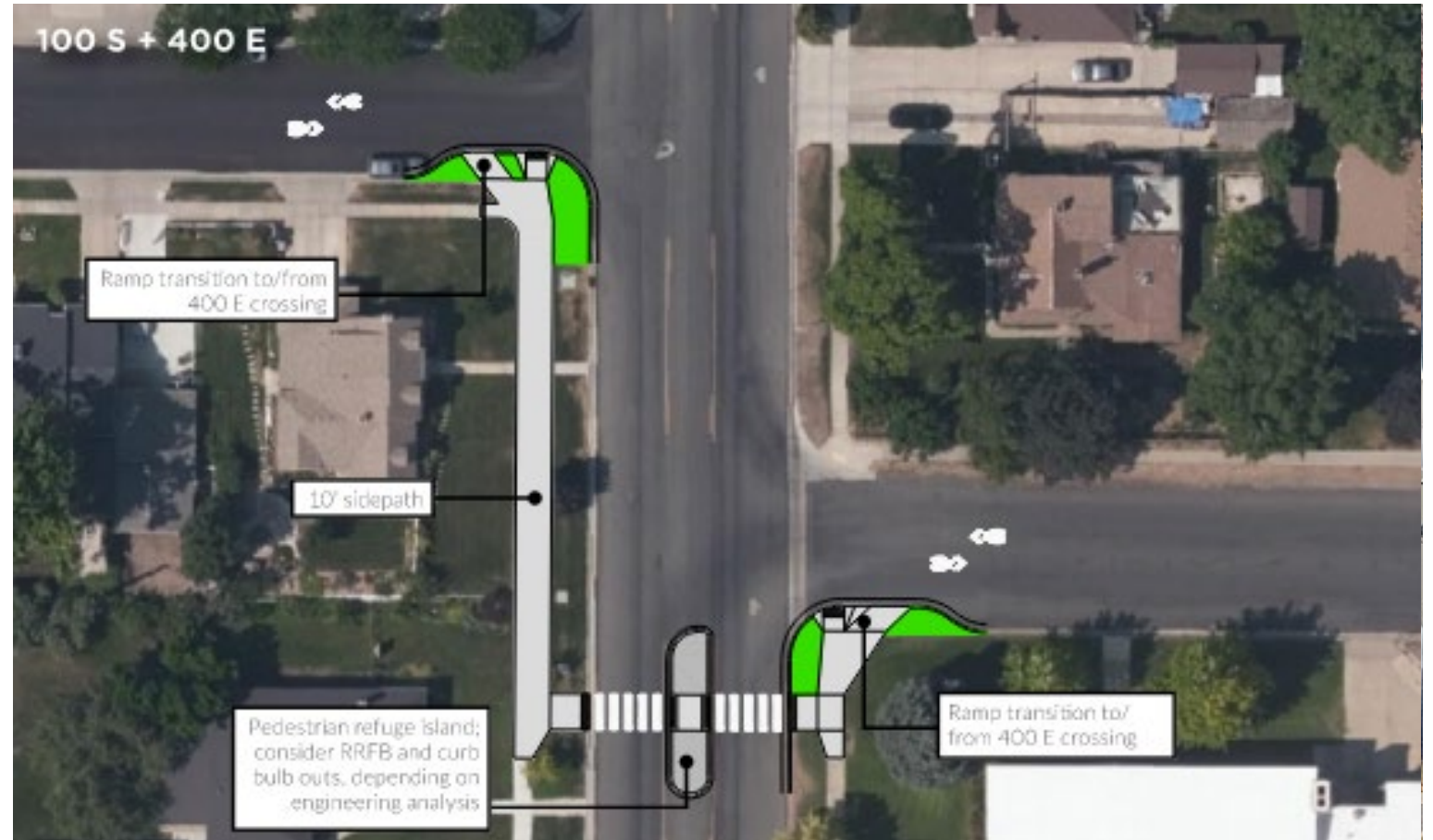
Concrete R & R + Active Transportation Plan

Coordinate

- Roadway Projects
 - Utility Replacements
 - Concrete Work
 - ADA ramps
 - Sidewalk trip-hazards

Extend Coordination to:

- Active Transportation





Transportation Utility Fee - Breakdown

TUF Fee Structure

	Monthly Fee	Annual Income
• Asphalt Surface	\$3.66	\$1,050,000
• Concrete R & R	\$3.04	\$ 868,228
• Active Transportation	<u>\$3.50</u>	<u>\$1,000,000</u>
Total TUF Fee = \$10.20		\$2,918,228



2025 Discussion - Transportation Utility Fee - Breakdown

TUF Fee Structure

	Monthly Fee	Annual Income
• Asphalt Surface	\$3.66	\$1,050,000
• Concrete R & R + Active T	<u>\$3.34</u>	<u>\$ 958,160</u>
Total TUF Fee =	\$7.00	\$2,008,160