



GRANGER-HUNTER
IMPROVEMENT DISTRICT

**Board Meeting of the
Board of Trustees
February 17, 2026**

January 20, 2026

February 17, 2026

March 17, 2026

April 21, 2026

May 19, 2026

June 16, 2026

July 21, 2026

August 18, 2026

September 15, 2026

October 20, 2026

November 17, 2026

December 15, 2026 (if needed)

GRANGER-HUNTER IMPROVEMENT DISTRICT
ACRONYMS AND ABBREVIATIONS

ACRONYM OR ABBREVIATION	DEFINITION
ACH	Automated Clearing House
AF	Acre-feet or Acre-foot
AMI	Advanced Metering Infrastructure
AMZN	Amazon
A/R	Accounts Receivable
A/P	Accounts Payable
APWA	American Public Works Association
ASR	Aquifer Storage and Recovery
AWWA	American Water Works Association
AWWAIMS	American Water Works Association Intermountain Section
BOD	Biological Oxygen Demand
BRIC	Building Resilient Infrastructure and Communities
CC	Credit Card
CCTV	Closed Circuit Television
CDA	Community Development Area
CFS	Cubic Feet per Second
CFO	Chief Financial Officer
CIP	Construction-in-Process/Capital Improvement Project
COS	Cost-of-Service
CRA	Community Reinvestment Area
CRWUA	Colorado River Water Users Association
CUP	Central Utah Project
CUPCA	Central Utah Project Completion Act
CUWCD	Central Utah Water Conservancy District
CVWRF	Central Valley Water Reclamation Facility
CWP	Central Utah Water Development Project
CWS	Community Water Systems
CWSRF	Clean Water State Revolving Fund
DBP	Disinfection By-product
DDW	Utah Division of Drinking Water
DEQ	Utah Department of Environmental Quality
DNR	Utah Department of Natural Resources
DOI	Department of Interior
DWQ	Utah Division of Water Quality
DWRe	Utah Division of Water Resources
DWRi	Utah Division of Water Rights
EA	Environmental Assessment
EIS	Environmental Impact Statement

EOC	Emergency Operations Center
EMOD	Experience Modification Factor
EMP	Employee
EPA	United States Environmental Protection Agency
ERP	Emergency Response Plan/Enterprise Resource Planning
ERU/ERC	Equivalent Residential Unit/Equivalent Residential Connection
FA	Fixed Assets
FEMA	Federal Emergency Management Agency
FOG's	Fats, Oil, & Grease
FRA	Fraud Risk Assessment
GFOA	Government Finance Officer's Association
GHID	Granger-Hunter Improvement District
GIS	Geographic Information System
gpcd	Gallons per Capita per Day
gpm	Gallons per Minute
GWR	Groundwater Rule
HMI	Human-Machine Interface
HUD	U.S. Department of Housing and Urban Development
HVAC	Heating, Ventilation and Air Conditioning
IAP	Incident Action Plan
IC	Incident Commander
ICS	Incident Command System
IFA	Impact Fee Act
JRC	Jordan River Commission
JIC	Joint Information Center
JVWCD	Jordan Valley Water Conservancy District
KID	Kearns Improvement District
kW	Kilowatt
LOS	Level of Service
MGD	Million Gallons per Day
MG	Million Gallons
mg/L	Milligrams per Liter
MH	Manhole
M&I	Municipal and Industrial
MOU	Memorandum of Understanding
MVC	Mountain View Corridor
MWD	Magna Water District
MWDSLS	Metropolitan Water District of Salt Lake & Sandy
NEPA	National Environmental Policy Act
O&M	Operation and Maintenance
OSHA	Occupational Safety and Health Administration
PIO	Public Information Officer

PM	Preventative Maintenance
POC	Point of Contact
ppm	Parts per Million
Incode/Pro10	Financial ERP Software
OPEB	Post Retirement Benefits
PTIF	Public Treasurers Investment Fund
PVC	Polyvinyl Chloride
R&R	Repair and Replacement
RCP	Reinforced Concrete Pipe
RDA	Redevelopment Agency (Property Taxes)
RFP	Request for Proposal
RFSQ	Request for Statements of Qualifications
RMP	Rocky Mountain Power
RNI	Regional Network Interface (Meters)
RTU	Remote Telemetry Unit
RWAU	Rural Water Association of Utah
SCADA	Supervisory Control and Data Acquisition System
SDWA	Safe Drinking Water Act
SLVHD	Salt Lake Valley Health Department
SO	Safety Officer
SOP	Standard Operating Procedure
SOQ	Statement of Qualification
SRF	State Revolving Fund
SSO	Sanitary Sewer Overflow
SVSD	South Valley Sewer District
TBID	Taylorville Bennion Improvement District
TCR	Total Coliform Rule
TDS	Total Dissolved Solids
TNT	Truth-in-Taxation
TSS	Total Suspended Solids
UASD	Utah Association of Special Districts
UDOT	Utah Department of Transportation
UGFOA	Utah Government Finance Officers Association
USBR	United States Bureau of Reclamation
UTA	Utah Transit Authority
UWCF	Utah Water Conservation Forum
UWUA	Utah Water Users Association
WaterSMART	Sustain and Manage America's Resources for Tomorrow
WBWCD	Weber Basin Water Conservancy District
WVC	West Valley City

THE BOARD OF TRUSTEES OF THE GRANGER-HUNTER IMPROVEMENT DISTRICT

PUBLIC NOTICE is hereby given by the Board of Trustees that Granger-Hunter Improvement District will hold a Board Meeting at 3:00 p.m. on Tuesday, February 17, 2026, at its main office located at 2888 South 3600 West, West Valley City, Utah. Trustees and members of the public are able to attend this meeting in person or electronically through www.ghid.gov.

Agenda

A. GENERAL

1. Call to order – Welcome – Report those present for the record
2. Public Comments
3. Election of District Officers for 2026 – (Treasurer and Clerk)
4. Consider approval of the January 20, 2026, Board Meeting Minutes
5. Discuss potential conflicts of interest

B. OUR COMMUNITY

1. Jordan Valley Water Conservancy District Update
2. Jordan Valley Water Conservancy District Drought Monitoring Committee Discussion
3. Central Valley Water Reclamation Facility Update
4. Legislative Update
5. Water Loss 2025 Performance Update

C. OUR TEAM

D. OUR OPERATIONS

1. Review & discuss Financial Report for January 2026
2. Review & discuss Paid Invoice Report for January 2026
3. Administrative Services Update
4. Water Maintenance Update
 - a. Consider approval for waterworks parts from Ferguson Waterworks for the District's 26A Scottsdale Waterline Replacement Project in the amount of \$438,529.00.
5. Wastewater Maintenance Update
 - a. Consider approval for the purchase of two(2) new cab and chassis Dodge Ram 5500 in the amount of \$66,984.00 each. (\$133,968.00 total).
 - b. Consider approval for the purchase of one(1) crane body in the amount of \$66,177.95, and one(1) utility body in the amount of \$32,549.85 a total of (\$98,727.80) from Tall Boy Truck Equipment.
6. Operations Update
 - a. Water Supply
 - b. Consider approval for a contract renewal with Marathon Maintenance Inc. in the amount of \$74,234.00 for grounds maintenance services.
7. Capital Projects Update
 - a. Consider approval of a contract amendment for construction phase services for the 23V: Decker Main Emergency Repairs Project to Infinity Corrosion Group Inc. in the amount of \$20,111.20.
 - b. Consider approval of a contract amendment for design phase services for the 23L: Watts Well No. 18 Drilling & Equipping Project to Hansen Allen & Luce in the amount of \$76,500.00.
 - c. Consider approval of the updated Continuous Statewide Utility License Agreement Bond and authorize the General Manager to execute the agreement.
8. Engineering Department Update

E. CLOSED SESSION

1. Strategy session to discuss the purchase, exchange, or lease of real property.

F. BOARD MEMBERS INPUT, REPORTS, FOLLOW-UP ITEMS OR QUESTIONS

G. CALENDAR

1. The next board meeting will be March 17, 2026

MINUTES OF THE GRANGER-HUNTER IMPROVEMENT DISTRICT BOARD MEETING

The Meeting of the Board of Trustees of the Granger-Hunter Improvement District (GHID) was held Tuesday, January 20, 2026, at 3:00 P.M. at the District office located at 2888 S. 3600 W., West Valley City, Utah.

This meeting was conducted electronically in accordance with the Utah Open and Public Meetings Act (Utah Code Ann. (1953) §§ 52-4-1 et seq.) and Chapter 7.12 of the Administrative Policy and Procedures Manual (“Electronic Meetings”).

Trustees Present:

Debra Armstrong	Chair
Roger Nordgren	Trustee
Wayne Watts	Trustee

Staff Members Present:

Jason Helm	General Manager/Treasurer
Todd Marti	Assistant General Manager/District Engineer
Troy Stout	Assistant General Manager/Chief Operating Officer
Michelle Ketchum	Director of Administration
Dustin Martindale	Director of Water Systems
Ricky Ncaise	Director of Wastewater
Victor Narteh	Director of Engineering
Justin Gallegos	Director of Information Technology
Austin Ballard	Controller/Clerk
Kristy Johnson	Executive Assistant
Brent Rose	Legal Counsel – Clyde Snow & Sessions PC

Guests:

Ian Bailey	GIS, GHID - <i>Electronically</i>
Michael Wear	Fleet Division Manager, GHID - <i>Electronically</i>
Darcy Brantly	Accountant, GHID – <i>Electronically</i>
Teresa Higgs	Customer Service, GHID – <i>Electronically</i>
Aaron Perry	Engineering Division Supervisor, GHID - <i>Electronically</i>

A copy of the exhibits referred to in these minutes is attached and incorporated by this reference. The exhibits are also included in the official minute books maintained by Granger-Hunter Improvement District.

CALL TO ORDER

At 3:00 P.M. Debra Armstrong called the meeting to order and recognized all those present.

Public Comments

There were none.

Swearing in of Debra Armstrong, Trustee and Roger Nordgren, Trustee

Debra Armstrong and Roger Nordgren took the Oath of Office and was sworn in by Austin Ballard, District Clerk.

Election of District Officers for 2026 – (Board Chair, Treasurer and Clerk)

District Officers will be as follows: Wayne Watts as Board Chair, Jason Helm as District Treasurer and Austin Ballard as District Clerk. The District Treasurer and District Clerk were discussed but not voted on. This will be ratified in the February Board Meeting. Roger Nordgren made a motion to approve the Board Chair as constituted by acclamation for 2026. Following a second from Debra Armstrong, the motion passed as follows;

Armstrong – aye Nordgren – aye Watts – aye

Appointment of Representative to CVWRF Board of Trustees

The GHID representative to the Central Valley Water Reclamation Facility Board of Trustees shall remain the same with Debra Armstrong as representative. Wayne Watts made a motion to approve the representative as constituted for 2026. Following a second from Roger Nordgren, the motion passed as follows:

Armstrong – aye Nordgren – aye Watts – aye

Creation/ Appointment of District Committee – Audit Committee and Others if Needed

The Board discussed the current committee needs of the District. The Audit Committee that has previously been established meets the current needs and no other committees are necessary at this time.

Approval of the November 18, 2025, Water Conservation Public Hearing Minutes, Board Meeting Minutes, and Budget Public Hearing Minutes

A motion to approve the November 18, 2025, Water Conservation Public Hearing, Board Meeting, and Budget Public Hearing Minutes was made by Wayne Watts. Following a second from Roger Nordgren, the motion passed as follows:

Armstrong – aye Nordgren – aye Watts – aye

Conflicts of interest

There were none.

**OUR COMMUNITY
Jordan Valley Water Conservancy District Update**

Jason Helm presented the Jordan Valley Water Conservancy District update. Mr. Helm discussed the current below normal water levels and potential drought protocols. - See Jordan Valley Water Conservancy District Update attached to these minutes for details.

Central Valley Water Reclamation Facility Update

Mr. Helm presented the Central Valley Water Reclamation Facility update. – See Central Valley Water Reclamation Facility Update attached to these minutes for details.

Emergency Response Program Update

Troy Stout presented the Emergency Response Program update. Mr. Stout discussed the recent activities and trainings that the District has been participating in. Jason Helm noted the purchase of the emergency response trailer from West Valley City as discussed in the November 18, 2025 Board Meeting. – See Emergency Response Program Update attached to these minutes for details.

OUR TEAM

**OUR OPERATIONS
Review & Discuss
Financial Report for
November &
Preliminary December
2025**

Austin Ballard summarized the November and Preliminary December 2025 Financial Reports. – See November and Preliminary December 2025 Financial Report attached to these minutes for details.

Review & Discuss Paid Invoice Report for November & December 2025

Mr. Ballard discussed the November and December check report. The November and December check report totaled \$9,287,629.92 coming from five categories: Central Valley Water (35%), infrastructure (33%), Jordan Valley Water (13%), payroll taxes and employee benefits (10%), and other (9%). – See November and December 2025 Paid Invoice Report attached to these minutes for details.

Administrative Services Update

Michelle Ketchum presented the Administrative Services Update. – See Administrative Services Update attached to these minutes for details.

Water Maintenance Update

Dustin Martindale presented the water maintenance update. – See Water Maintenance Update report attached to these minutes for details.

Consider Approval for Purchase of Fill Dirt Materials from Geneva Rock Products Inc. for District’s 2026 Scottsdale Drive Waterline Replacement Project & Break Repairs

Mr. Martindale asked the Board to consider approval for the purchase of fill dirt materials from Geneva Rock Products Inc. for the District’s 2026 Scottsdale Drive Waterline Replacement Project and break repairs in the amount of \$161,900.00. Roger Nordgren made a motion to approve the purchase as noted. Following a second from Wayne Watts, the motion passed as follows:

Armstrong – aye

Nordgren – aye

Watts – aye

Wastewater Maintenance & Fleet Update

Ricky Necaise presented the wastewater maintenance, safety and fleet report. – See the Wastewater Maintenance and Fleet Update report attached to these minutes for details.

Consider Approval for Purchase of One (1) New John Deere Backhoe from RDO Equipment Co.

Mr. Necaise asked the Board to consider approval for the purchase of one(1) new John Deere Backhoe from RDO Equipment Co. in the amount of \$141,542.89. Wayne Watts made a motion to approve the purchase as noted. Following a second from Roger Nordgren, the motion passed as follows:

Armstrong – aye Nordgren – aye Watts – aye

Operations Update

Justin Gallegos presented the Operations report. – See Operations Update attached to these minutes for details.

Water Supply Report

Mr. Gallegos presented the November and December water supply and sewer reports. – See Operations Update attached to these minutes for details.

Consider Approval for Renewal of Sensus Analytics to Mountainland Supply

Mr. Gallegos asked the Board to consider approval for a renewal of Sensus Analytics to Mountainland Supply in the amount of \$75,281.53. Roger Nordgren made a motion to approve the contract renewal as noted. Following a second from Wayne Watts, the motion passed as follows:

Armstrong – aye Nordgren – aye Watts – aye

Consider Approval of Contract Amendment to APCO, Inc. for 26B: SCADA Upgrade Phase II Project

Consider approval of a Contract Amendment to APCO, Inc. for the 26B: SCADA Upgrade Phase II project in the amount of \$150,000.00. Wayne Watts made a motion to approve the contract amendment as noted. Following a second from Roger Nordgren, the motion passed as follows:

Armstrong – aye Nordgren – aye Watts – aye

Capital Projects Update

Todd Marti and Victor Narteh presented the Capital Projects update. – See Capital Projects Update attached to these minutes for details.

Consider Approval of Construction Contract to RDJ Construction for 25J: 5400 West Waterline Project

Mr. Narteh asked the Board to consider approval of a construction contract to RDJ Construction for the 25J: 5400 West Waterline Project in the amount \$2,234,305.60. Wayne Watts made a motion to approve the contract as noted. Following a second from Roger Nordgren, the motion passed as follows:

Armstrong – aye Nordgren – aye Watts – aye

Consider Approval of Contract Amendment for Construction Phase Services with Franson Civil Engineers for 25J: 5400 West Waterline Project

Mr. Narteh asked the Board to consider approval of a contract amendment for construction phase services with Franson Civil Engineers for the 25J: 5400 West Waterline Project in the amount of \$153,000.00. Roger Nordgren made a motion to approve the contract amendment as noted. Following a second from Wayne Watts, the motion passed as follows:

Armstrong – aye Nordgren – aye Watts – aye

All Trustees and Jason Helm, General Manager were present to discuss the character, professional competence, or physical or mental health of individual closed session.

At 6:05 P.M., Roger Nordgren made a motion to end the closed session and enter back into an open session. Following a second from Debra Armstrong, the motion passed as follows;

Armstrong – aye Nordgren – aye Watts – aye

OUR TEAM
Consider Approval of Cost Sharing to Purchase Up to Five Years of Service, as Specified in Section 7.2 of District Employee Handbook, for Two Retiring Employees

Jason Helm asked the Board to consider approval of cost sharing to purchase up to five years of service, as specified in Section 7.2 of the District Employee Handbook, for two retiring employees. Roger Nordgren made a motion to approve the purchase as noted. Following a second from Wayne Watts, the motion passed as follows:

Armstrong – aye Nordgren – aye Watts – aye

Consider Approval of Compensation for General Manager – Schedule A

Debra Armstrong asked the Board to consider approval of Compensation for the General Manager. Debra Armstrong made a motion to approve Schedule A compensation for the General Manager effective January 1, 2026. Following a second from Wayne Watts, the motion passed as follows:

Armstrong – aye Nordgren – aye Watts – aye

BOARD MEMBERS
INPUT, REPORTS,
FOLLOW-UP ITEMS
OR QUESTIONS

ADJOURNED

Inasmuch as all agenda items have been satisfied, Wayne Watts made a motion to adjourn the meeting. Following a second from Roger Nordgren, the motion passed as follows and the meeting adjourned at 6:12 P.M.

Armstrong – aye Nordgren – aye Watts – aye

Debra K. Armstrong, Chair

Austin Ballard, Clerk

DRAFT



GRANGER-HUNTER
IMPROVEMENT DISTRICT

OUR COMMUNITY

- Jordan Valley Water Conservancy District Update
- Jordan Valley Water Conservancy District Drought Monitoring Committee Discussion
- Central Valley Water Reclamation Facility Update
- Legislative Update
- Water Loss 2025 Performance Update





GRANGER-HUNTER
IMPROVEMENT DISTRICT

Jordan Valley Water Update

February 2026



Monthly Summary of Water Deliveries in Acre Feet January 2026

Municipal and Industrial (M&I) Water Deliveries

Wholesale System	This Month	Previous Year	% Change	YTD	YTD Prev Year	YTD % Change	Fiscal YTD	Fiscal YTD Prev Year	Fiscal YTD % Change
Bluffdale City	141.28	134.24	5%	141.28	134.24	5%	2,391.77	2,400.23	0%
Copperton Improvement District	0.00	0.00		0.00	0.00		16.17	0.00	
Draper City	152.28	151.12	1%	152.28	151.12	1%	3,118.87	3,081.21	1%
Granger-Hunter Improvement District	925.13	948.70	-2%	925.13	948.70	-2%	12,433.72	13,091.18	-5%
Herriman City ³	413.69	355.58	16%	413.69	355.58	16%	5,832.62	5,594.82	4%
Hexcel Corporation	84.74	75.54	12%	84.74	75.54	12%	449.11	410.69	9%
Kearns Improvement District	346.88	377.61	-8%	346.88	377.61	-8%	5,136.09	5,596.70	-8%
Magna Water District	67.30	67.34	0%	67.30	67.34	0%	475.96	471.52	1%
Midvale City	152.12	135.03	13%	152.12	135.03	13%	2,079.35	2,185.26	-5%
Riverton City	411.59	425.17	-3%	411.59	425.17	-3%	3,576.76	3,916.84	-9%
South Jordan City ³	562.26	560.51	0%	562.26	560.51	0%	11,693.76	11,934.21	-2%
City of South Salt Lake	115.93	127.35	-9%	115.93	127.35	-9%	605.84	612.40	-1%
Taylorsville-Bennion Improvement District	520.99	496.77	5%	520.99	496.77	5%	2,498.92	2,432.27	3%
Utah Div. of Fac. Const. and Mgmt.	1.63	0.06	2616%	1.63	0.06	2616%	34.08	1.37	2388%
WaterPro, Inc.	19.25	0.00		19.25	0.00		1,203.25	1,271.10	-5%
City of West Jordan ³	894.11	889.08	1%	894.11	889.08	1%	13,390.68	13,980.27	-4%
White City Water Improvement District	0.00	0.00		0.00	0.00		0.00	0.00	
Willow Creek Country Club ⁶	0.08	0.11	-29%	0.08	0.11	-29%	196.87	215.22	-9%
Wholesale System Subtotal	4,809.25	4,744.21	1%	4,809.25	4,744.21	1%	65,133.82	67,195.28	-3%
Retail System ²	344.72	340.05	1%	344.72	340.05	1%	5,135.47	5,249.68	-2%
Total Wholesale & Retail	5,153.97	5,084.27	1%	5,153.97	5,084.27	1%	70,269.29	72,444.96	-3%

Other M&I Deliveries

MWDSLS (Treated and Transported) ⁴	377.73	602.04	-37%	377.73	602.04	-37%	9,359.09	9,401.50	0%
District Use (Non-revenue) ⁵	30.92	30.51	1%	30.92	30.51	1%	421.62	434.67	-3%
Other M&I Subtotal	408.66	632.55	-35%	408.66	632.55	-35%	9,780.70	9,836.17	-1%
Total M&I Deliveries	5,562.63	5,716.82	-3%	5,562.63	5,716.82	-3%	80,049.99	82,281.13	-3%

Irrigation and Raw Water Deliveries

Welby Jacob Water Users	0.00	0.00		0.00	0.00		16,941.88	16,000.42	6%
Total Irrigation and Raw Water	0.00	0.00		0.00	0.00		16,941.88	16,000.42	6%
Total Deliveries	5,562.63	5,716.82	-3%	5,562.63	5,716.82	-3%	96,991.87	98,281.55	-1%

¹ The City of South Salt Lake contract is based on a fiscal year. All other contracts are based on a calendar year.

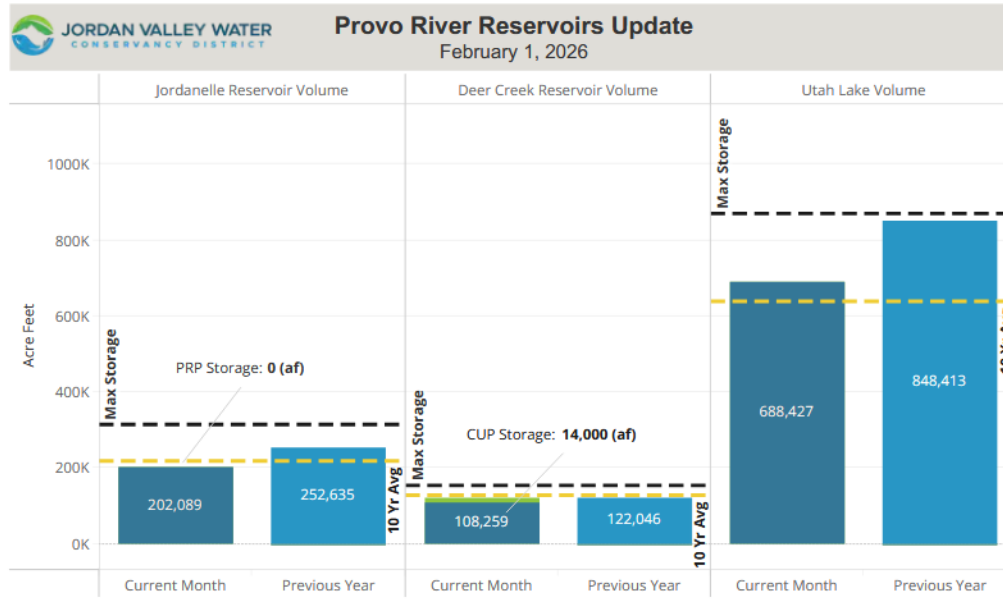
² Retail deliveries are finalized after billing. Preliminary estimates using AMI data are made for the month previous to today.

³ Contract amount is minimum purchase plus remediated water.

⁴ Water treated and transported for MWDSLS by JWVCD is delivered to Salt Lake City at 2100 South.

⁵ District Use (Non-revenue) includes water consumed in breaks, reservoir washing, fires, irrigation and facility potable water.

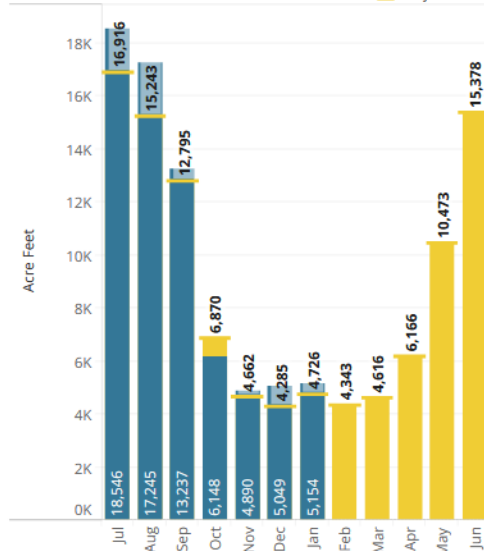
⁶ Willow Creek Country Club average annual usage is estimated at 350 acre-feet.



10 Yr Avg for Jordanelle Reservoir may not include all ten years. The available data for Jordanelle Reservoir begins with April, 2014.

■ Current Month ■ Other Storage ■ Previous Year

Wholesale + Retail Actual & Projected Deliveries
FY 2026
Through January 2026



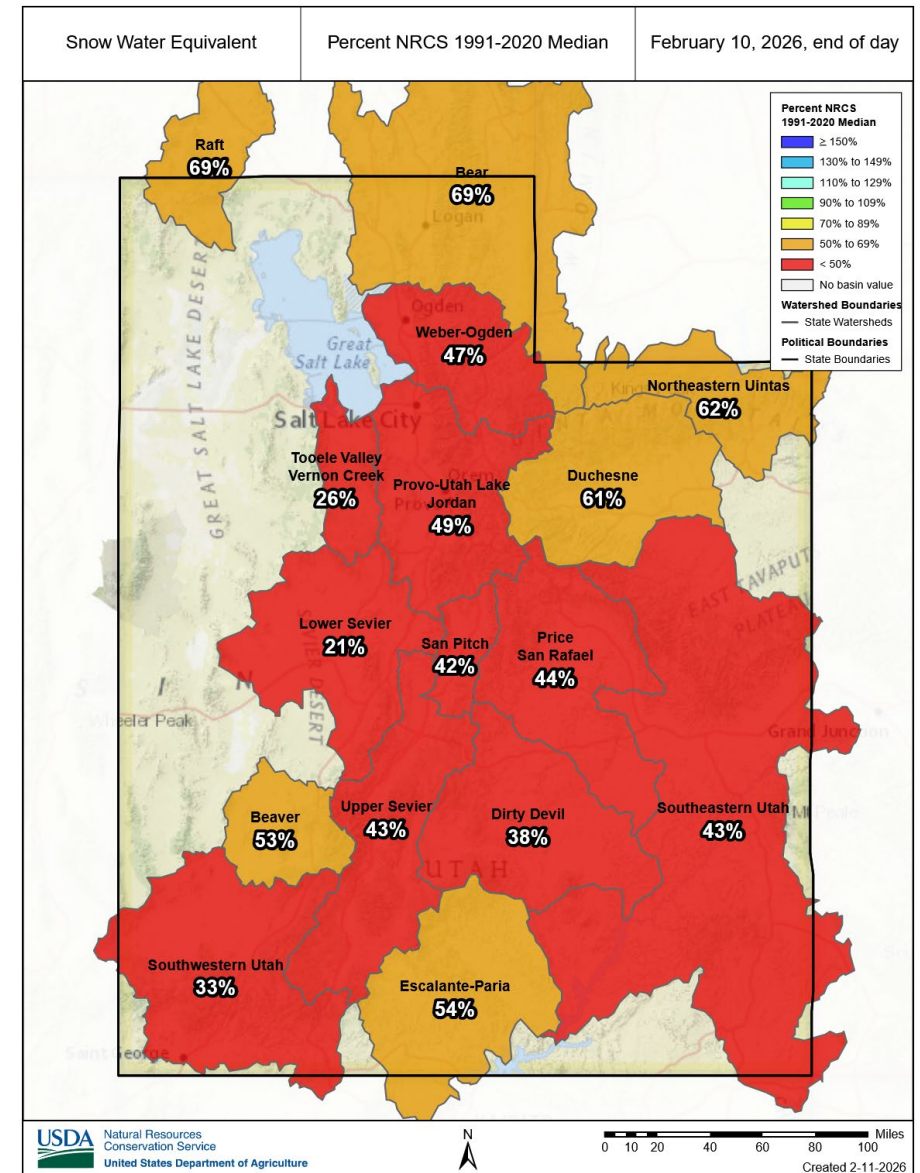
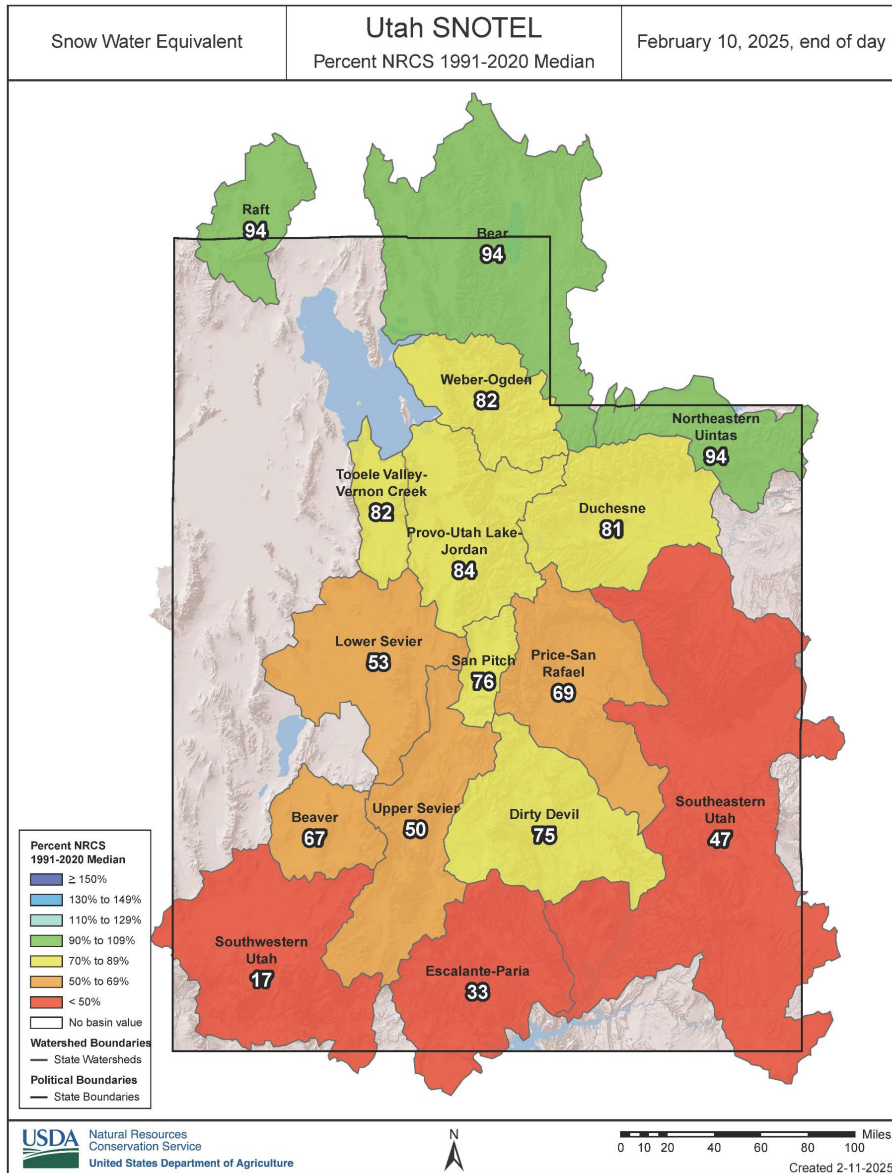
Water Outlook Update
(Provo River - Utah Lake - Jordan River)
February 3, 2026

BASIN	Elev (ft)	SNOW WATER EQUIVALENT			TOTAL PRECIPITATION		
		Current	Median	% of Median	Current	Avg	% of Avg
Beaver Divide	8,280	4.3	6.8	63%	8.3	9.8	85%
Brighton	8,766	9.7	13.1	74%	15.6	16.6	94%
Cascade Mountain	7,774	2.4	12.4	19%	10.3	14.4	72%
Clear Creek #1	8,975	4.7	11.0	43%	8.8	11.8	75%
Clear Creek #2	7,837	2.7	7.4	36%	8.8	9.3	95%
Daniels-Strawberry	8,008	4.0	9.0	44%	9.0	10.9	83%
Dry Fork	7,093	2.0	9.2	22%	10.7	12.8	84%
Lookout Peak	8,161	9.1	15.7	58%	16.8	20.4	82%
Louis Meadow	6,700	3.0	12.6	24%	16.6	15.3	109%
Mill-D North	8,963	8.0	15.4	52%	12.0	16.4	73%
Parleys Summit	7,585	3.3	10.0	33%	11.1	14.6	76%
Payson R.S.	8,044	1.0	9.3	11%	6.8	10.0	68%
Snowbird	9,177	14.4	20.4	71%	20.8	22.9	91%
Timpanogos Divide	8,140	7.8	12.1	64%	14.0	14.9	94%
Trial Lake	9,992	10.9	12.8	85%	12.5	14.2	88%
Basin Index (%)				49%			85%

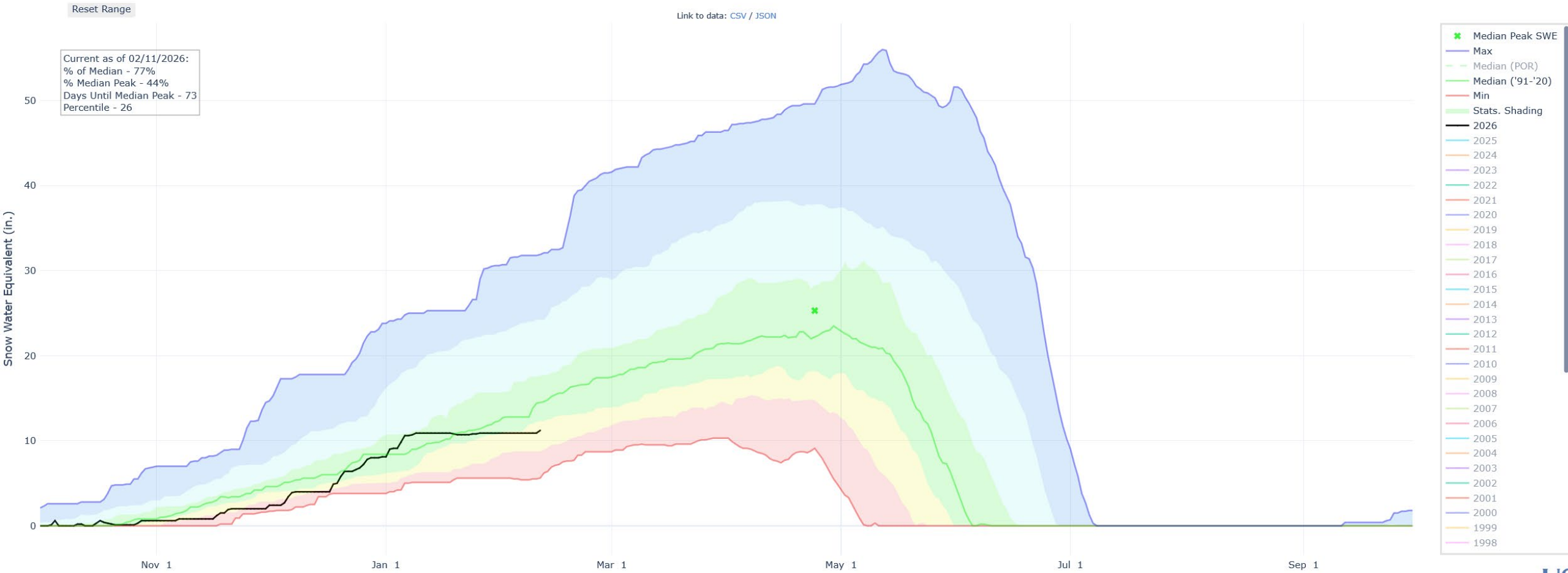
-M = Missing Data
* = Analysis may not provide a valid measure of conditions
R = Rough, <10 years of data available
C = Conditional, only 10-19 years

Water Use 2026

Conditions 2025 vs 2026-Utah



Current Conditions- Trial Lake



Water Supply Availability Messaging – Summary

Drought Level	Condition	Actions	Messaging Themes
Level 0 - Normal	JWCD expects to have adequate supplies to satisfy all retail customer needs and all wholesale minimum contract amounts. JWCD expects it will also be able to provide for the 20 percent contingency amount.	Maximize water storage, maintain infrastructure, and continue efficiency education.	<ul style="list-style-type: none"> • Conservation helps us prepare for the next drought • Water stewardship • Save water and time by updating your landscape • Celebrate successes by the public • Educate on incentive programs
Level 1 - Moderate	Sufficient water supply to meet demands with standard conservation efforts. JWCD will likely be unable to provide any deliveries beyond the minimum contract amount plus 20 percent.	5% customer water delivery reductions. Promote current conservation programs and ask for voluntary reductions.	<ul style="list-style-type: none"> • Keep Conserving! • Smart Watering Practices • Take Advantage of Incentives • Voluntary Reductions Add Up
Level 2 - Severe	Through the implementation of Level 2 drought response actions, JWCD expects to have adequate supplies to satisfy retail customer needs, and wholesale minimum contract amounts plus modest amounts (5 to 10 percent) beyond minimum contract amounts.	All actions outlined in Level 1, plus 10% customer water delivery reductions, residential and commercial water restrictions, water delivery reductions to high users.	<ul style="list-style-type: none"> • Water Conservation is Now Critical • New Watering Restrictions in Effect • Prioritize Essential Use • Every Drop Counts
Level 3 - Extreme	Adequate supplies to provide for restricted retail customer needs, and wholesale deliveries restricted to minimum contract amounts.	All actions outlined in Level 2, plus 20% customer water delivery reductions.	<ul style="list-style-type: none"> • Mandatory Conservation Measures • Ensuring Water for Essential Needs • Cut Back Today to Prepare for Tomorrow • Communities Working Together • Water Saving Tools and Resources
Level 4 - Critical/ Exceptional	JWCD projects to have adequate supplies to support essential needs of its retail and wholesale customers while minimizing economic damage. Will be unable to deliver wholesale minimum contract purchase amounts and will need to allocate reduced supplies in proportion to the minimum contract amounts.	All actions outlined in Level 3, plus 30% or more customer water delivery reductions, and pool and water fixture restrictions.	<ul style="list-style-type: none"> • Water for Essential Use Only • We Must All Do Our Part • Emergency Planning and Response • Looking Ahead



Water Supply Availability Level	Water Shortage Description	Water Demand Reduction Target	Triggering Criteria Applied to Water Supply Availability Levels		
			CUWCD Supply Availability (Jordanelle storage of CUP)	PRWUA Supply Allocation (in the Provo River Project)	Salt Lake Valley Groundwater Conditions
Level 0 	Weather Neutral	None	at least 95% supply availability	At least an 80% supply allocation	3-year average diversions less than safe yield
Level 1 	Moderate	5 %	At least a 95% supply availability	75-80% supply allocation	Diversions to compensate for shortage exceeds 12,000 AF, or 3-year average exceeds safe yield
Level 2 	Severe	10 %	At least 90-95% supply availability	75-80% supply allocation	Diversions to compensate for shortage exceeds 16,000 AF, or 3-year average exceeds safe yield
Level 3 	Extreme	20 %	At least 90-95% supply availability	<75% supply allocation	Diversions to compensate for shortage exceeds 20,000 AF, or 3-year average exceeds safe yield
Level 4 	Critical/Exceptional	30 %	Less than 90% supply availability	Less than 45% supply allocation	Diversions to compensate for shortage exceeds 20,000 AF, or 3-year average exceeds safe yield



2.3 WHOLESALE RATE SURCHARGES APPLICABLE FOLLOWING ADOPTION OF A WATER SUPPLY RESTRICTION LEVEL

The District has prepared a Drought Contingency Plan (DCP) with grant funding assistance from the U.S. Bureau of Reclamation. In accordance with the DCP, the District will consider establishing water supply restrictions under extraordinary drought conditions. In order to encourage compliance with the established water supply restrictions, the District will apply a rate surcharge for water deliveries which exceed the established restriction amount. The applicable rate surcharges are identified in the table below:

Rules and Regulations for Wholesale Water Services

Drought Contingency Plan (DCP) Water Supply Restriction Level	Water Restriction based on contract volume	Rate surcharge for water deliveries exceeding restriction level
0 – Normal	n/a	n/a (a)
1 – Moderate	Maximum Contract Volume (b)	Block 2 Rate x 1.10
2 – Severe	Intermediate Contract Volume (c)	Block 1 Rate x 1.25 (d)
3 – Extreme	Minimum Contract Volume	Block 1 Rate x 1.50 (d)
4 – Exceptional/Critical	Less than Minimum Contract Volume < 100% (e)	Block 1 Rate x 2.00 (d)
Notes: a) Block 2 rates are charged for all water delivered which exceeds 120% Minimum Contract Volume regardless of DCP Water Supply Restriction Level. b) Maximum Contract Volume is 20% more than the Minimum Contract Volume defined in the Wholesale Water Purchase Agreement. c) Intermediate Contract Volume is 10% more than the Minimum Contract Volume defined in the Wholesale Water Purchase Agreement. d) Water deliveries in excess of Maximum Contract Volume will also be charged at Block 2 Rate x 1.10. e) During Level 4 – Exceptional/Critical conditions, the District will establish a water restriction level based upon the then current conditions.		



GRANGER-HUNTER
IMPROVEMENT DISTRICT

Central Valley Update

February 2026

Monthly Cost Summary

Central Valley Water Reclamation Facility
Monthly Cost Summary
January 31, 2026

Description	Monthly Costs	O & M Monthly			
		Member Entity	Capital %	Average %	Pretreatment %
Facility Operation	3,616,386	Cottonwood	15.1102%	14.8705%	10.35%
Pretreatment Field	115,907	Mt Olympus	25.6933%	25.7357%	18.91%
Entity Lab Work	6,329	Granger-Hunter	26.1446%	26.5156%	35.87%
Net Lab Costs	149,361	Kearns	11.7081%	11.5876%	9.51%
Bond Trust Payment	2,142,724	Murray	7.4520%	7.3999%	5.92%
Bond/Cash Capital	3,051,801	South Salt Lake	4.3561%	4.4432%	18.07%
Pay-as-you-go CIP	148,802	Taylorsville-Ben	9.5357%	9.4475%	1.37%
	9,231,310		100.0000%	100.0000%	100.0000%

Calculation	Description	Mount						Taylorsville-Bennion	Total
		Cottonwood	Olympus	Granger-Hunter	Kearns	Murray	South Salt Lake		
Monthly flows % (Table 3)	Facility Operation	537,774.68	930,702.25	958,906.45	419,052.34	267,608.95	160,683.26	341,658.07	3,616,386.00
Directly reimbursable costs	Pretreatment Field	11,996.37	21,918.01	41,575.84	11,022.76	6,861.69	20,944.39	1,587.93	115,906.99
Directly reimbursable costs	Entity Lab Work	300.00	-	1,615.00	90.00	900.00	974.00	2,450.00	6,329.00
Monthly flows % (Table 3)	Net Lab Costs	22,210.73	38,439.10	39,603.97	17,307.36	11,052.56	6,636.41	14,110.88	149,361.01
	Total O & M	572,281.78	991,059.36	1,041,701.26	447,472.46	286,423.20	189,238.06	359,806.88	3,887,983.00
	2024A Bond Entity Draws (Do not pay)	461,133.23	784,108.39	797,881.16	-	227,420.21	132,939.50	291,010.59	2,694,493.08
	Cash Entity Capital	-	-	-	357,307.91	-	-	-	357,307.91
	Monthly CIP (pay-as-you-go)	22,484.28	38,232.14	38,903.69	17,421.89	11,088.73	6,481.96	14,189.32	148,802.01
	2017 A & B Bond Trust Payments	52,867.97	-	91,475.55	-	26,073.25	15,241.22	-	185,657.99
	2019A Bond Trust Payments	56,804.55	-	98,287.07	44,014.91	28,014.47	-	-	227,121.00
	2020A Loan DS Payments	49,922.15	84,886.78	86,377.63	38,681.65	24,620.28	-	31,504.50	315,992.99
	2021A Bank of Utah	19,031.60	32,361.23	32,929.65	14,746.59	9,385.94	5,486.60	12,010.40	125,952.01
	2021B Bond Trust Payments	20,624.82	35,070.33	35,686.33	15,981.09	10,171.68	5,945.90	13,015.85	136,496.00
	2021C Bond Trust Payments	108,059.05	183,741.77	186,968.80	83,728.41	53,291.85	-	68,193.11	683,982.99
	2024A Bond Trust Payments	80,011.08	136,050.48	138,440.45	-	39,459.71	23,066.08	50,493.22	467,521.02
	Total Entity Bill for Month	982,087.28	1,501,402.09	1,750,770.43	1,019,354.91	488,529.11	245,459.82	549,213.28	6,536,816.92

Member Entity	2017A Bond %	2019A Bond %	2020A Loan %	2021A Bond %	2021B Bond %	2021C Bond %	2024A Bond %
Cottonwood	28.4760%	25.0107%	15.7985%	15.1102%	15.1102%	15.7985%	17.1139%
Mt Olympus	0.00%	0.0000%	26.8635%	25.6933%	25.6933%	26.8635%	29.1004%
Granger-Hunter	49.2710%	43.2752%	27.3353%	26.1446%	26.1446%	27.3353%	29.6116%
Kearns	0.00%	19.3795%	12.2413%	11.7081%	11.7081%	12.2413%	0.0000%
Murray	14.0437%	12.3346%	7.7914%	7.4520%	7.4520%	7.7914%	8.4402%
South Salt Lake	8.2093%	0.0000%	0.0000%	4.3561%	4.3561%	0.0000%	4.9337%
Taylorsville-Ben	0.00%	0.0000%	9.9700%	9.5357%	9.5357%	9.9700%	10.8002%
	100.0000%	100.0000%	100.0000%	100.0000%	100.0000%	100.0000%	100.0000%

Loading Table/O&M Costs

Table 3
Jan 2025 thru Dec 2025
Summary of Loadings to Central Valley Plant
Based on Data from Previous 12 Months

ENTITY	FLOW MGD	BOD mg/L	BOD Lbs/day	TSS mg/L	TSS Lbs/day
COTTONWOOD	6.23	256.50	13337.34	248.47	12919.76
MOUNT OLYMPUS	13.42	218.67	24466.04	170.19	19041.96
GRANGER-HUNTER	12.75	250.81	26671.78	185.38	19714.14
KEARNS	3.45	434.76	12497.69	350.81	10084.46
MURRAY	3.50	240.63	7018.62	199.63	5822.62
SOUTH SALT LAKE	2.19	265.50	4859.90	164.27	3006.86
TAYLORSVILLE-BENNION	4.06	276.52	9368.54	223.08	7558.04
TOTALS	45.60	258.25	98219.92	205.48	78147.85

Table 5
Jan 2025 thru Dec 2025
Entities Share of O&M Cost

ENTITY	% Based on Flow %	% Based on BOD %	% Based on TSS %	Total % of O&M Cost %
COTTONWOOD	3.21	4.55	7.11	14.8705
MOUNT OLYMPUS	6.91	8.35	10.47	25.7357
GRANGER-HUNTER	6.57	9.10	10.84	26.5156
KEARNS	1.78	4.26	5.55	11.5876
MURRAY	1.80	2.35	3.20	7.3999
SOUTH SALT LAKE	1.13	1.66	1.65	4.4432
TAYLORSVILLE-BENNION	2.09	3.20	4.16	9.4475
TOTALS	23.50	33.51	42.99	100.00



GRANGER-HUNTER
IMPROVEMENT DISTRICT

LEGISLATIVE UPDATE



Bills Tracking:

HB 13 Municipal Services Fees and Political Subdivision Lien Amendments

HB 19 Drinking Water Utilities Amendments

HB 60 Water Rights Amendments

HB 69 Drinking Water Restructuring Amendments (*Rural support*)

HB 76 Data Center Water Transparency Amendments

HB 147 Government Form Submission Amendments

HB 154 Water Loss Study Amendments (*DWR to study*)

HB 155 Water Rates Amendments

HB 161 Property Tax Modifications (*Fair Market value*)

HB 165 Critical Infrastructure Amendments (*Foreign threats*)

HB 184 Small Lots and Starter Homes Amendments (*Held*)

HB 187 Water Amendments (*Colorado River Compact*)

HB 236 Truth in Taxation Amendments (*Early notification*)

HB 247 Great Salt Lake Funding Amendments

HB 296 Water Commitment Amendments (*Great SL*)

HB 325 Government Records Classification Amendments

HB 328 Water Usage Modifications (*Overhead irrigation*)

HB 347 Artificial Turf Placement Modifications (*Failed Com.*)

HB 348 Dedicated Water Amendments (*WR to Great SL*)

HB 355 Nuisance Modifications (*Governmental Immunity*)

HB 400 Landscaping Water Amendments (*New Development*)

SB 46 Water Wise Landscaping Amendments

SB 64 Government Records Amendments

SB 97 Tax Revenue Amendments

SB 123 Privacy and Cybersecurity Amendments

SB 198 Water Project Management Amendments

HB 13

Municipal Services Fees and Political Subdivision Lien Amendments

Rep. Cutler

This bill authorizes a municipality that sets a fee schedule by ordinance or resolution for water, sewer, or utility-related services provided by the municipality, to bill a customer receiving the water, sewer, or utility-related services.

Failed House 32-39-4

HB 19

Drinking Water Utilities Amendments

Rep. Jack

This bill requires a community water system to complete and emergency response plan and report a security breach to the Utah Cyber Center within two hours of discovering the breach.

Passed House 75-0-0, Passed Senate 28-0-1

HB 60

Water Rights Amendments

Rep. Shallenberger

This bill addresses actions related to an application to appropriate public water; modifies the extent to which the state engineer may consider a protest; and modifies the grounds that the state engineer may consider in approving or rejecting an application.

Passed House 54-17-4

HB 76

Data Center Water Transparency Amendments

Rep. Koford

This bill requires certain large data centers to communicate with water providers, and some additional requirements with municipalities and with the Utah Division of Water Rights.

Passed House 72-0-3

HB 155

Water Rates Amendments

Rep. Owens

This bill provides for increasing block units for residential water use in certain water rate structures.

In Rules

HB 236

Truth in Taxation Amendments

Rep. Peterson

This bill requires taxing entities considering a property tax increase to publicly disclose that intent early, use a tentative budget that excludes the proposed increase, present an alternative budget that includes it, and meet these requirements before the State Tax Commission may certify the tax increase.

Passed House Committee 10-0-1

HB 296

Water Commitment Amendments

Rep. Nguyen

This bill permits a commitment of available water to uses on the Great Salt Lake to be included in a water conservation plan.

Passed House 49-19-8

HB 328

Water Usage Amendments

Rep. Owens

This bill directs municipalities and counties to provide notice of a prohibition on the use of overhead irrigation under certain circumstances.

Passed Committee 7-2-3

SB 46

Water Wise Landscaping Amendments

Sen. Stratton

This bill addresses water wise landscaping requirements for public facilities.

Passed Senate 28-0-1, Passed House committee 12-0-2

SB 97

Tax Revenue Amendments

Sen. McCay

This bill limits the amount of surplus funds that may accumulate; limits the residential property tax exemption to one primary residence; and excludes increase to the value of tangible personal property from the calculation of project area new growth.

Passed Senate committee 3-2-2



GRANGER-HUNTER
IMPROVEMENT DISTRICT

WATER LOSS PERFORMANCE UPDATE

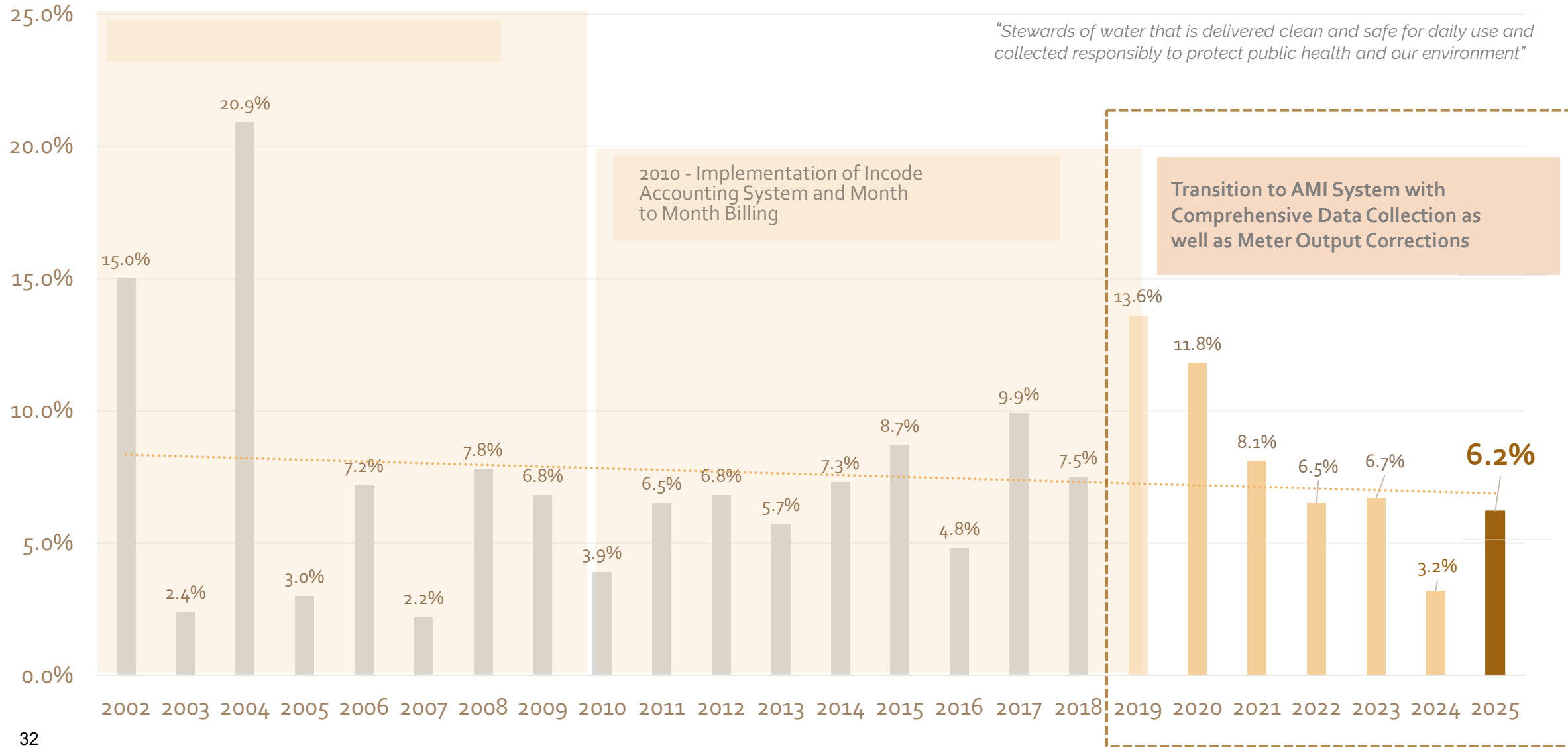


Historical Water Loss Performance

Community Stewardship - - Fiscal Responsibility - - Quality - - Leadership - - Sustainability



"Stewards of water that is delivered clean and safe for daily use and collected responsibly to protect public health and our environment"



Non-Revenue Water Performance Update 2025

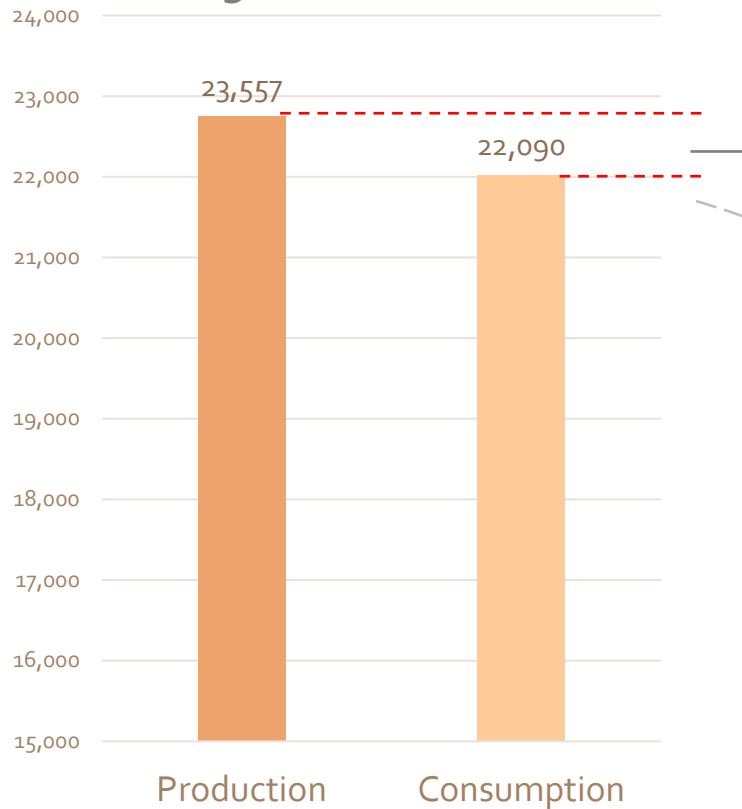


GRANGER-HUNTER
IMPROVEMENT DISTRICT

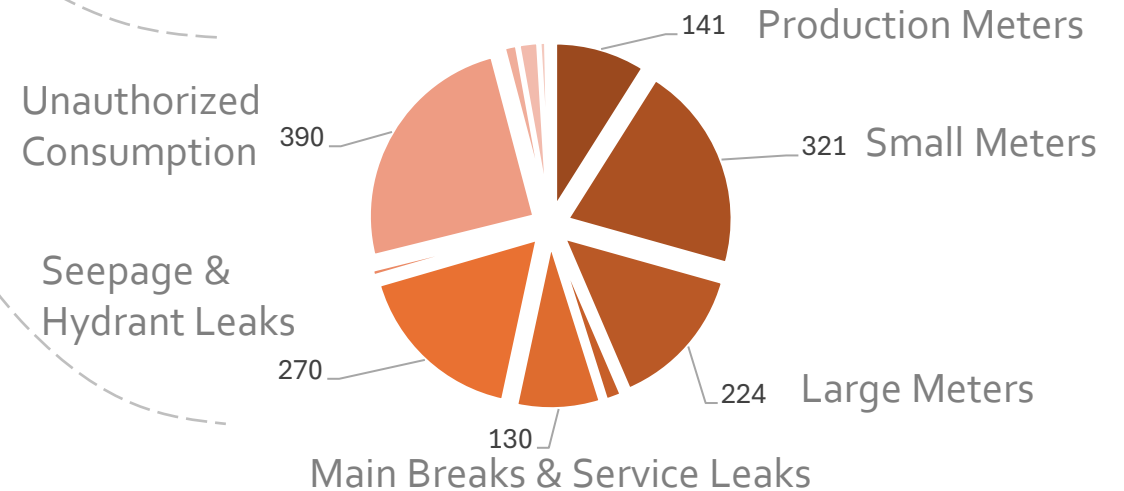
Advancements Since 2020:

	Produced (AF)	Loss	Value	Savings
2020	27,669	11.8%	\$2,011,204	-
2021	22,780	8.1%	\$1,136,631	\$874,573
2022	21,071	6.5%	\$843,683	\$1,167,521
2023	21,201	6.7%	\$875,008	\$1,136,197
2024	22,746	3.2%	\$449,807	\$1,561,397
2025	23,557	6.2%	\$930,029	\$1,081,174

2025 Performance



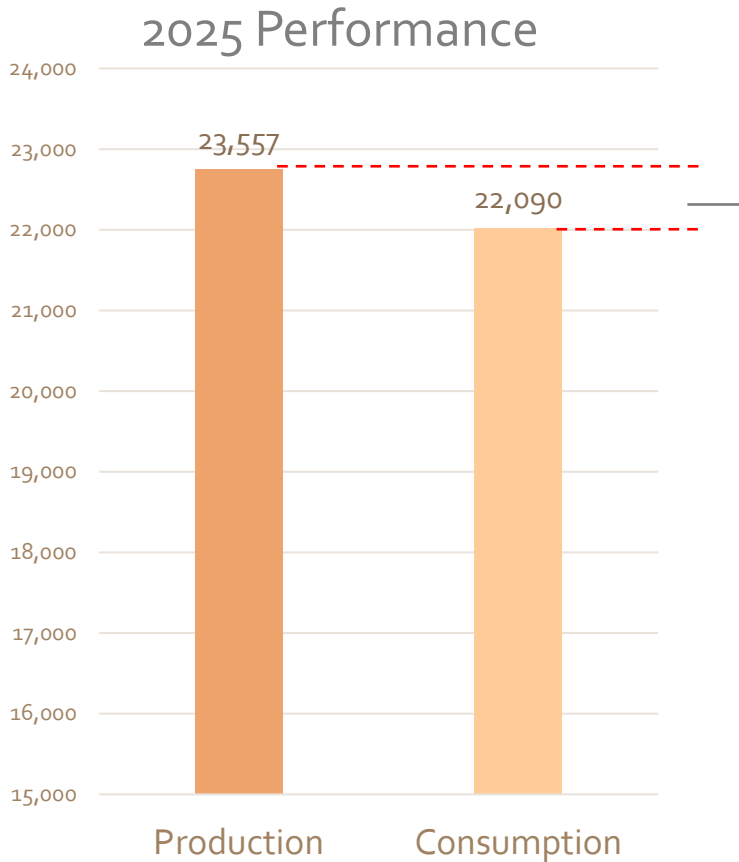
Loss Itemizations – 1,467 AF



Non-Revenue Water Performance Update 2025



GRANGER-HUNTER
IMPROVEMENT DISTRICT



Key Success Factors:

1. Meter Replacements Program
2. Annual Leak Detection Project
3. Hydrant Management
 - Replacements
 - Maintenance Program
4. Break and Leak System Management
5. Operations System Management
6. AWWA Water Audit Program - AWWA M36 Manual
7. Infrastructure Leakage Index (ILI)



GRANGER-HUNTER
IMPROVEMENT DISTRICT

OUR OPERATIONS

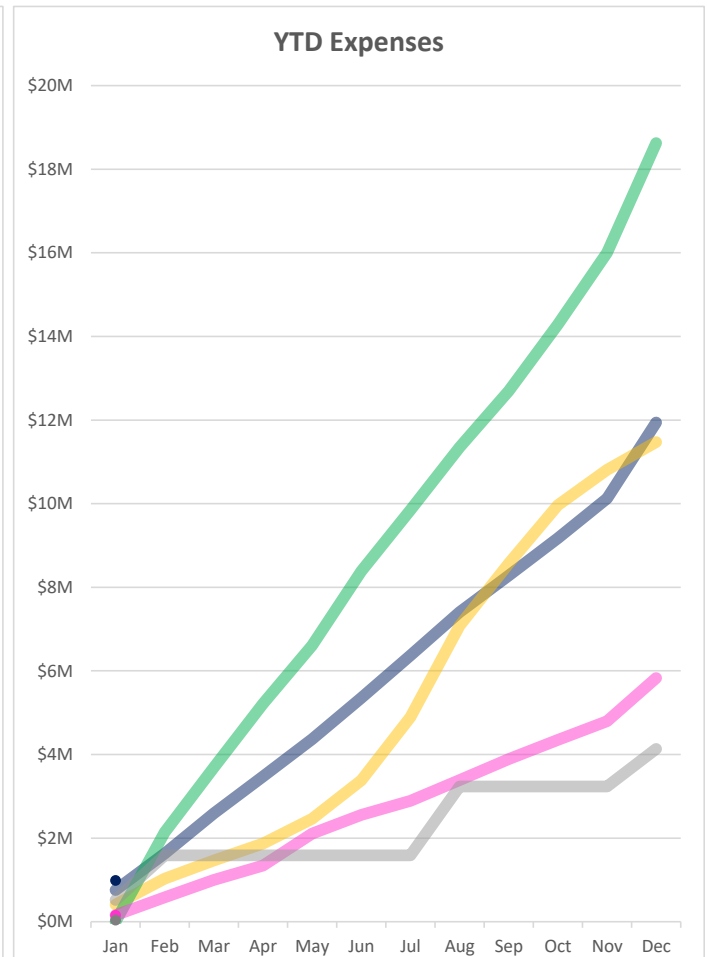
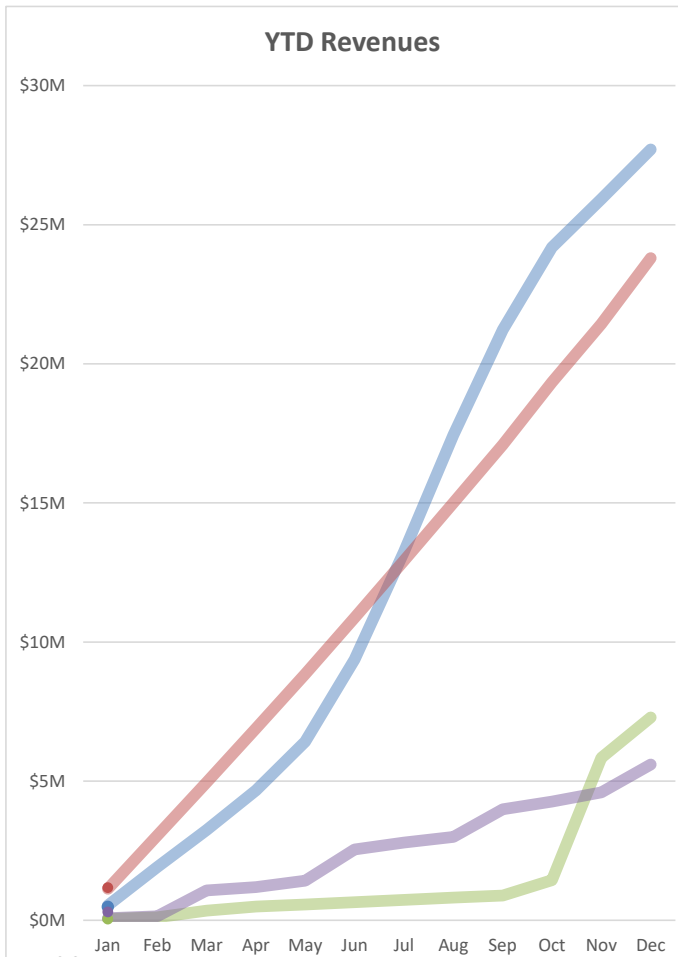
- January 2026 Financial Report
- January 2026 Paid Invoice Report
- Administrative Services Update
- Water Maintenance Update
- Wastewater Maintenance Update
- Operations Update
- Capital Projects Update
- Engineering Department Update





UNAUDITED STATEMENT

	Key	Jan 2026	YTD 2026	Amended Budget 2026	% of Budget
REVENUES					
Water Sales		\$ 483,865	\$ 483,865	\$ 27,705,000	1.7%
Sewer Service Charges		1,172,565	1,172,565	23,800,000	4.9%
Property Taxes		44,138	44,138	7,291,000	0.6%
Other		296,288	296,288	5,599,180	5.3%
Total Revenue		<u>1,996,856</u>	<u>1,996,856</u>	<u>64,395,180</u>	<u>3.1%</u>
EXPENSES					
Payroll and Benefits		985,521	985,521	11,940,852	8.3%
Water Purchases		-	-	11,472,825	0.0%
Central Valley		-	-	18,624,557	0.0%
O&M & Admin		153,735	153,735	5,828,209	2.6%
Debt Service		712,879	712,879	4,132,799	17.2%
Total Expenses		<u>1,852,135</u>	<u>1,852,135</u>	<u>51,999,242</u>	<u>3.6%</u>
CAPITAL					
Infrastructure		-	-	20,300,500	0.0%
Vehicles & Equipment		615,047	615,047	1,418,000	43.4%
Total Capital		<u>615,047</u>	<u>615,047</u>	<u>21,718,500</u>	<u>2.8%</u>
NET REVENUES		<u>\$ (470,326)</u>	<u>\$ (470,326)</u>	<u>\$ (9,322,562)</u>	<u>5.0%</u>
Add back Infrastructure		-	-	20,300,500	0.0%
Add Noncash OPEB Accrual		302,605	302,605	452,000	66.9%
ADJ NET REVENUES		<u>\$ (167,721)</u>	<u>\$ (167,721)</u>	<u>\$ 11,429,938</u>	<u>-1.5%</u>





REVENUES - UNAUDITED

	Jan 2025	YTD 2025	Amended Budget 2024	% of Budget	Jan 2026	YTD 2026	Amended Budget 2025	% of Budget
REVENUES								
Operating Revenues:								
Water Sales	\$ 491,827	\$ 491,827	\$ 26,661,000	1.8%	\$ 483,865	\$ 483,865	\$ 27,705,000	1.7%
Sewer Service Charges	501,300	501,300	15,162,000	3.3%	493,028	493,028	15,800,000	3.1%
Central Valley Assessmt	673,773	673,773	7,830,000	8.6%	679,537	679,537	8,000,000	8.5%
Engineering Fees	5,400	5,400	61,000	8.9%	16,038	16,038	61,000	26.3%
Connection fees	1,220	1,220	40,000	3.1%	5,286	5,286	40,000	13.2%
Inspection	6,117	6,117	100,000	6.1%	8,297	8,297	100,000	8.3%
Delinquent/Turn-on Fees	635	635	30,000	2.1%	4,150	4,150	30,000	13.8%
Waterwise Customer Revenue	-	-	3,500	0.0%	-	-	3,500	0.0%
Grant/Loan Forgive Revenue	-	-	5,731,000	0.0%	-	-	3,300,680	0.0%
Conservation Grant	-	-	68,500	0.0%	-	-	84,000	0.0%
Total Operating Revenue	1,680,272	1,680,272	55,687,000	3.0%	1,690,201	1,690,201	55,124,180	3.1%
Property Tax Revenue:								
Property Tax	17,430	17,430	6,020,600	0.3%	9,326	9,326	6,080,000	0.2%
Motor Vehicle	23,501	23,501	285,000	8.2%	20,365	20,365	290,000	7.0%
Personal Property	4,157	4,157	431,000	1.0%	2,522	2,522	431,000	0.6%
Delinquent Tax/Interest	18,331	18,331	90,000	20.4%	11,925	11,925	140,000	8.5%
Tax Increment for RDA	-	-	330,000	0.0%	-	-	350,000	0.0%
Total Property Tax Revenue	63,419	63,419	7,156,600	0.9%	44,138	44,138	7,291,000	0.6%
Non-operating Revenue:								
Impact Fees - Water	15,090	15,090	500,000	3.0%	41,502	41,502	750,000	5.5%
Impact Fees - Sewer	10,417	10,417	225,000	4.6%	28,654	28,654	225,000	12.7%
Interest	158,070	158,070	600,000	26.3%	116,944	116,944	600,000	19.5%
Sale of Surplus Equipment	1,000	1,000	94,000	1.1%	61,746	61,746	250,000	24.7%
Other	10,172	10,172	155,000	6.6%	13,671	13,671	155,000	8.8%
Total Non-operating Revenue	194,749	194,749	1,574,000	12.4%	262,517	262,517	1,980,000	13.3%
Total Revenues	\$ 1,938,440	\$ 1,938,440	\$ 64,417,600	3.0%	\$ 1,996,856	\$ 1,996,856	\$ 64,395,180	3.1%

Percent of Year Completed: 8.33%



GRANGER-HUNTER
IMPROVEMENT DISTRICT

EXPENSES - UNAUDITED

	Jan 2025	YTD 2025	Amended Budget 2024	% of Budget	Jan 2026	YTD 2026	Amended Budget 2025	% of Budget
EXPENSES								
Payroll Wages:								
Salaries & Wages	\$ 434,685	434,685	\$ 6,432,353	6.8%	\$ 453,437	453,437	\$ 6,735,724	6.7%
Overtime Wages	6,460	6,460	171,000	3.8%	4,786	4,786	180,524	2.7%
On-call Pay	8,402	8,402	150,000	5.6%	9,884	9,884	150,000	6.6%
Incentive Pay	300	300	800	37.5%	-	-	3,100	0.0%
Vehicle Allowance	-	-	-	0.0%	-	-	-	N/A
Clothing Allowance	-	-	22,000	0.0%	-	-	21,725	0.0%
Other/OPEB	-	-	89,000	0.0%	302,605	302,605	452,000	66.9%
<i>Total Payroll Wages</i>	<u>449,847</u>	<u>449,847</u>	<u>6,865,153</u>	<u>6.6%</u>	<u>770,712</u>	<u>770,712</u>	<u>7,543,073</u>	<u>10.2%</u>
Payroll Benefits:								
State Retirement Plan	69,438	69,438	1,071,477	6.5%	69,133	69,133	1,053,373	6.6%
401K Plan	45,229	45,229	626,944	7.2%	47,048	47,048	719,722	6.5%
Health/Dental Insurance	125,503	125,503	2,328,244	5.4%	86,683	86,683	2,413,662	3.6%
Medicare	6,415	6,415	95,757	6.7%	6,666	6,666	100,322	6.6%
Workers Compensation Ins	-	-	55,000	0.0%	-	-	47,000	0.0%
Life/LTD/LTC Insurance	2,305	2,305	61,300	3.8%	5,279	5,279	58,700	9.0%
State Unemployment	-	-	5,000	0.0%	-	-	5,000	0.0%
<i>Total Payroll Benefits</i>	<u>248,890</u>	<u>248,890</u>	<u>4,243,722</u>	<u>5.9%</u>	<u>214,809</u>	<u>214,809</u>	<u>4,397,779</u>	<u>4.9%</u>
Operations & Maintenance:								
Repair & Replacement	25,157	25,157	1,509,541	1.7%	24,154	24,154	1,533,050	1.6%
Building & Grounds	1,242	1,242	223,410	0.6%	988	988	187,550	0.5%
Vehicle Maint & Fuel	-	-	155,700	0.0%	-	-	146,800	0.0%
Vehicle Lease	3,384	3,384	33,000	10.3%	(88)	(88)	-	N/A
Tools & Supplies	949	949	105,200	0.9%	2,114	2,114	76,070	2.8%
Water Purchases	-	-	12,249,425	0.0%	-	-	11,472,825	0.0%
Treatment Chemicals	-	-	32,000	0.0%	-	-	43,000	0.0%
Water Lab Testing Fees	174	174	80,930	0.2%	-	-	45,900	0.0%
Utilities	5,489	5,489	868,000	0.6%	-	-	857,836	0.0%
<i>Total O&M</i>	<u>36,395</u>	<u>36,395</u>	<u>15,257,206</u>	<u>0.2%</u>	<u>27,168</u>	<u>27,168</u>	<u>14,363,031</u>	<u>0.2%</u>
CVWRF:								
Facility Operations	-	-	6,572,851	0.0%	-	-	7,696,807	0.0%
Project Betterments	-	-	2,059,472	0.0%	-	-	2,086,925	0.0%
Pre-treatment Field	-	-	436,020	0.0%	-	-	476,742	0.0%
Laboratory	-	-	375,355	0.0%	-	-	384,439	0.0%
CVW Debt Service	-	-	8,040,379	0.0%	-	-	7,979,644	0.0%
<i>Total CVWRF</i>	<u>\$ -</u>	<u>-</u>	<u>\$ 17,484,077</u>	<u>0.0%</u>	<u>\$ -</u>	<u>-</u>	<u>\$ 18,624,557</u>	<u>0.0%</u>



EXPENSES - UNAUDITED

	Jan 2025	YTD 2025	Amended Budget 2024	% of Budget	Jan 2026	YTD 2026	Amended Budget 2025	% of Budget
General & Administrative:								
Office Supplies/Printing	\$ 231	231	\$ 24,225	1.0%	\$ 195	195	\$ 11,375	1.7%
Postage & Mailing	-	-	179,350	0.0%	450	450	179,580	0.3%
General Administrative	874	874	101,287	0.9%	9,312	9,312	88,904	10.5%
General Administrative-Elections	-	-	110,000	0.0%	-	-	-	0.0%
General Administrative-TNT	-	-	-	0.0%	-	-	2,000	0.0%
Computer Supplies	75,910	75,910	552,502	13.7%	64,780	64,780	494,979	13.1%
General Insurance	-	-	397,835	0.0%	-	-	393,359	0.0%
Utilities	6,165	6,165	98,700	6.2%	-	-	96,300	0.0%
Telephone	6,896	6,896	121,440	5.7%	4,600	4,600	111,146	4.1%
Training & Education	1,163	1,163	104,450	1.1%	1,730	1,730	85,825	2.0%
Safety	1,803	1,803	67,725	2.7%	2,856	2,856	56,425	5.1%
Legal fees	-	-	48,000	0.0%	-	-	45,500	0.0%
Auditing Fees	-	-	12,000	0.0%	-	-	15,850	0.0%
Professional Consulting	2,470	2,470	182,710	1.4%	84	84	247,260	0.0%
Public Relations/Conservation	-	-	92,500	0.0%	-	-	93,500	0.0%
Banking & Bonding	23,943	23,943	423,500	5.7%	33,435	33,435	438,500	7.6%
Payments to Other Gov't Agencies	9,233	9,233	48,500	19.0%	9,125	9,125	47,500	19.2%
Admin Contingency	-	-	180,000	0.0%	-	-	180,000	0.0%
<i>Total General Administrative</i>	<u>128,688</u>	<u>128,688</u>	<u>2,744,724</u>	<u>4.7%</u>	<u>126,567</u>	<u>126,567</u>	<u>2,588,003</u>	<u>4.9%</u>
Total Operating Expenses	<u>863,820</u>	<u>863,820</u>	<u>46,594,882</u>	<u>1.9%</u>	<u>1,139,256</u>	<u>1,139,256</u>	<u>47,516,443</u>	<u>2.4%</u>
Net Operating Revenues	<u>1,074,620</u>	<u>1,074,620</u>	<u>17,822,718</u>	<u>6.0%</u>	<u>857,600</u>	<u>857,600</u>	<u>16,878,737</u>	<u>5.1%</u>
Indirect Operating Expenses:								
Depreciation	-	-	8,900,000	0.0%	-	-	9,300,000	0.0%
RDA Pass-Through	-	-	330,000	0.0%	-	-	350,000	0.0%
<i>Total Indirect Operating Exp</i>	<u>-</u>	<u>-</u>	<u>9,230,000</u>	<u>0.0%</u>	<u>-</u>	<u>-</u>	<u>9,650,000</u>	<u>0.0%</u>
Capital								
Infrastructure	227,942	227,942	22,887,571	1.0%	-	-	20,300,500	0.0%
Vehicles & Equipment	-	-	809,000	0.0%	615,047	615,047	1,418,000	43.4%
<i>Total Equipment</i>	<u>227,942</u>	<u>227,942</u>	<u>23,696,571</u>	<u>1.0%</u>	<u>615,047</u>	<u>615,047</u>	<u>21,718,500</u>	<u>2.8%</u>
Debt Service:								
Bond Interest and Fees	137,259	137,259	1,364,332	10.1%	34,879	34,879	1,314,799	2.7%
Bond Principal Pmt ('21 Bond)	332,000	332,000	332,000	100.0%	337,000	337,000	337,000	100.0%
Bond Principal Pmt ('19 Bond)	-	-	1,008,000	0.0%	-	-	1,021,000	0.0%
Bond Principal Pmt ('23A Bond)	-	-	-	0.0%	341,000	341,000	341,000	100.0%
Bond Principal Pmt ('23B Bond)	-	-	1,090,000	0.0%	-	-	1,119,000	0.0%
<i>Total Debt Service</i>	<u>469,259</u>	<u>469,259</u>	<u>3,794,332</u>	<u>12.4%</u>	<u>712,879</u>	<u>712,879</u>	<u>4,132,799</u>	<u>17.2%</u>
Total Equip & Debt Service	<u>697,201</u>	<u>697,201</u>	<u>27,490,903</u>	<u>2.5%</u>	<u>1,327,926</u>	<u>1,327,926</u>	<u>25,851,299</u>	<u>5.1%</u>
Net Revenues	<u>377,419</u>	<u>377,419</u>	<u>(18,898,185)</u>	<u>-2.0%</u>	<u>(470,326)</u>	<u>(470,326)</u>	<u>(18,622,562)</u>	<u>2.5%</u>
Add back Depreciation	-	-	8,900,000	0.0%	-	-	9,300,000	0.0%
Add back Infrastructure	227,942	227,942	22,887,571	1.0%	-	-	20,300,500	0.0%
Add Noncash OPEB Accrual	-	-	89,000	0.0%	-	-	452,000	0.0%
Adjusted Net Revenues	<u>\$ 605,361</u>	<u>605,361</u>	<u>\$ 12,978,386</u>	<u>4.7%</u>	<u>\$ (470,326)</u>	<u>(470,326)</u>	<u>\$ 11,429,938</u>	<u>-4.1%</u>



BALANCE SHEET - UNAUDITED

	Jan 2026
ASSETS	
Current Assets	
Unrestricted cash and cash equivalents	\$ 17,283,670
Marketable Securities	8,050,323
Receivables	3,295,748
Inventory	1,539,692
Prepays	45,370
Total Current Assets	<u>30,214,803</u>
Non-current Assets	
Restricted cash and cash equivalents	12,769,213
Capital Assets - net of depreciation	169,869,526
Investment in Central Valley Water Reclamation Facility	46,019,749
Total Non-current Assets	<u>228,658,488</u>
Deferred Outflows of Resources	
Deferred outflows relating to pensions	<u>2,189,386</u>
Total Deferred Outflows of Resources	<u>2,189,386</u>
Total Assets and Deferred Outflows of Resources	<u>\$ 261,062,677</u>
LIABILITIES	
Current Liabilities	
Accounts payable	\$ 876,779
Accrued liabilities	1,262,634
Retainage	416,337
Accrued interest	384,224
Customer water deposits	13,356
Total Current Liabilities	<u>2,953,330</u>
Non-Current Liabilities	
Long-term liabilities, due in more than one year	55,552,727
Net pension liability	971,293
Total Non-Current Liabilities	<u>56,524,020</u>
Deferred Inflows of Resources	
Deferred inflows relating to pensions	<u>13,268</u>
Total Deferred Inflows of Resources	<u>13,268</u>
Total Liabilities and Deferred Inflows of Resources	<u>59,490,618</u>
NET POSITION	
Total Net Position	<u>201,572,059</u>
Total Liabilities, Deferred Inflows of Resources and Net Position	<u>\$ 261,062,677</u>



GRANGER-HUNTER
IMPROVEMENT DISTRICT

JANUARY 2026 PAID INVOICE REPORT





Vendor Name	Payment Date	Payment Number	Description (Item)	Account Number	Account Name	Amount	
Vendor: 5422 - ACCUFORM MANUFACTURING, INC.							
ACCUFORM MANUFACTURI...	01/07/2026	130919	Lift Station Weight Capacity S...	01-210-510490	SAFETY EXPENSE	99.62	
						Vendor 5422 - ACCUFORM MANUFACTURING, INC. Total:	99.62
Vendor: 1064 - ACE RECYCLING & DISPOSAL							
ACE RECYCLING & DISPOSAL	01/07/2026	130921	JAN 2026 RECYCLING	01-130-510220	BUILDINGS & GROUNDS - CU...	237.90	
						Vendor 1064 - ACE RECYCLING & DISPOSAL Total:	237.90
Vendor: 5414 - ADVANCED DOOR, LC							
ADVANCED DOOR, LC	01/07/2026	130918	BUILDING C-OVERHEAD DOO...	01-260-510220	BUILDINGS & GROUNDS - BL...	300.00	
ADVANCED DOOR, LC	01/22/2026	130973	Repairing Garage Door Senso...	01-360-510220	BUILDINGS & GROUNDS - SYS...	300.00	
						Vendor 5414 - ADVANCED DOOR, LC Total:	600.00
Vendor: 5322 - ADVANCED ELEMENTS, INC.							
ADVANCED ELEMENTS, INC.	01/22/2026	130951	25L: 3600 W WATERLINE REP...	01-340-520920	INFRASTRUCTURE PURCHAS...	9,717.50	
						Vendor 5322 - ADVANCED ELEMENTS, INC. Total:	9,717.50
Vendor: 1210 - AMERICAN EXPRESS							
AMERICAN EXPRESS	01/07/2026	130890	DEC 2025 PURCHASES	01-000-210150	AMEX/MC PAYABLE	5,793.98	
AMERICAN EXPRESS	01/07/2026	130890	SOLE FITNESS/EMP GYM EQU...	01-000-220700	EMPLOYEE RESERVE - GYM	2,499.99	
AMERICAN EXPRESS	01/07/2026	130890	AMZN/JACKET,SOCKS-EMP #...	01-000-220710	EMPLOYEE ACCRUED SAFETY...	75.77	
AMERICAN EXPRESS	01/07/2026	130890	DIAMOND/GHID HOLIDAY P...	01-110-510430	GENERAL ADMINISTRATIVE	670.00	
AMERICAN EXPRESS	01/07/2026	130890	BEST BUY/EMP APPRECIATI...	01-110-510430	GENERAL ADMINISTRATIVE	537.22	
AMERICAN EXPRESS	01/07/2026	130890	DEQ/WW OP CERT RENEWA...	01-110-510430	GENERAL ADMINISTRATIVE	300.00	
AMERICAN EXPRESS	01/07/2026	130890	DEQ/WW OP CERT RENEWAL...	01-110-510430	GENERAL ADMINISTRATIVE	150.00	
AMERICAN EXPRESS	01/07/2026	130890	ABPA/MEMBERSHIP - EMP #...	01-110-510430	GENERAL ADMINISTRATIVE	77.00	
AMERICAN EXPRESS	01/07/2026	130890	AWWA/DUES	01-110-510430	GENERAL ADMINISTRATIVE	7,914.00	
AMERICAN EXPRESS	01/07/2026	130890	GREENHOLLOW/HOLIDAY BR...	01-110-510430	GENERAL ADMINISTRATIVE	1,449.00	
AMERICAN EXPRESS	01/07/2026	130890	BLACK BEAR/WTR,WW,MTR ...	01-110-510430	GENERAL ADMINISTRATIVE	897.27	
AMERICAN EXPRESS	01/07/2026	130890	AMEX/ANNIVERSARY GIFT C...	01-110-510430	GENERAL ADMINISTRATIVE	50.00	
AMERICAN EXPRESS	01/07/2026	130890	BATH&BODY WORKS/EMP A...	01-110-510430	GENERAL ADMINISTRATIVE	125.56	
AMERICAN EXPRESS	01/07/2026	130890	PROJECT ENERGY/WTR EDU...	01-110-510530	PUBLIC RELATIONS/CONSER...	960.00	
AMERICAN EXPRESS	01/07/2026	130890	ANYPROMO/WATER BOTTLES	01-110-510530	PUBLIC RELATIONS/CONSER...	760.37	
AMERICAN EXPRESS	01/07/2026	130890	ANYPROMO/STICKERS	01-110-510530	PUBLIC RELATIONS/CONSER...	575.49	
AMERICAN EXPRESS	01/07/2026	130890	ANYPROMO/LEAK DETECTIVE...	01-110-510530	PUBLIC RELATIONS/CONSER...	575.49	
AMERICAN EXPRESS	01/07/2026	130890	AMZN/LEAK DETECTION TAB...	01-110-510530	PUBLIC RELATIONS/CONSER...	70.42	
AMERICAN EXPRESS	01/07/2026	130890	AMZN/JANITORIAL SUPPLIES...	01-130-510220	BUILDINGS & GROUNDS - CU...	-23.74	
AMERICAN EXPRESS	01/07/2026	130890	AMZN/JANITORIAL SUPPLIES	01-130-510220	BUILDINGS & GROUNDS - CU...	22.94	
AMERICAN EXPRESS	01/07/2026	130890	AMZN/JANITORIAL SUPPLIES	01-130-510220	BUILDINGS & GROUNDS - CU...	99.97	
AMERICAN EXPRESS	01/07/2026	130890	AMZN/JANITORIAL SUPPLIES	01-130-510220	BUILDINGS & GROUNDS - CU...	102.45	

Paid Check Report

Payment Dates: 1/1/2026 - 1/31/2026

Vendor Name	Payment Date	Payment Number	Description (Item)	Account Number	Account Name	Amount
AMERICAN EXPRESS	01/07/2026	130890	WALMART/VACUUM RETUR...	01-130-510410	OFFICE SUPPLIES	-165.24
AMERICAN EXPRESS	01/07/2026	130890	AMZN/OFFICE SUPPLIES	01-130-510410	OFFICE SUPPLIES	37.61
AMERICAN EXPRESS	01/07/2026	130890	AMZN/OFFICE SUPPLIES	01-130-510410	OFFICE SUPPLIES	34.95
AMERICAN EXPRESS	01/07/2026	130890	AMZN/OFFICE SUPPLIES	01-130-510410	OFFICE SUPPLIES	34.14
AMERICAN EXPRESS	01/07/2026	130890	AMZN/OFFICE SUPPLIES	01-130-510410	OFFICE SUPPLIES	11.32
AMERICAN EXPRESS	01/07/2026	130890	AMZN/OFFICE SUPPLIES	01-130-510410	OFFICE SUPPLIES	22.65
AMERICAN EXPRESS	01/07/2026	130890	AMZN/OFFICE SUPPLIES	01-130-510410	OFFICE SUPPLIES	20.78
AMERICAN EXPRESS	01/07/2026	130890	AMZN/OFFICE SUPPLIES	01-130-510410	OFFICE SUPPLIES	31.08
AMERICAN EXPRESS	01/07/2026	130890	AMZN/FOLDING CHAIRS	01-130-510410	OFFICE SUPPLIES	293.60
AMERICAN EXPRESS	01/07/2026	130890	AMZN/PRINTER TONER	01-130-510410	OFFICE SUPPLIES	88.89
AMERICAN EXPRESS	01/07/2026	130890	AMZN/OFFICE SUPPLIES	01-130-510410	OFFICE SUPPLIES	78.90
AMERICAN EXPRESS	01/07/2026	130890	AMZN/OFFICE SUPPLIES	01-130-510410	OFFICE SUPPLIES	17.79
AMERICAN EXPRESS	01/07/2026	130890	AMZN/OFFICE SUPPLIES	01-130-510410	OFFICE SUPPLIES	15.98
AMERICAN EXPRESS	01/07/2026	130890	AMZN/OFFICE SUPPLIES	01-130-510410	OFFICE SUPPLIES	12.43
AMERICAN EXPRESS	01/07/2026	130890	AMZN/OFFICE SUPPLIES	01-130-510410	OFFICE SUPPLIES	319.98
AMERICAN EXPRESS	01/07/2026	130890	RWAU/REGISTRATION-EMP ...	01-140-510480	TRAINING & EDUCATION - M...	189.00
AMERICAN EXPRESS	01/07/2026	130890	NATL SFTY CNCL/SAFETY BO...	01-210-510490	SAFETY EXPENSE	145.98
AMERICAN EXPRESS	01/07/2026	130890	WVC PT/INV #271628	01-220-520210	REPAIR SUPPLIES - WTR R&R	200.00
AMERICAN EXPRESS	01/07/2026	130890	WVC PT/INV #271626	01-220-520210	REPAIR SUPPLIES - WTR R&R	200.00
AMERICAN EXPRESS	01/07/2026	130890	WVC PT/INV #271595	01-220-520210	REPAIR SUPPLIES - WTR R&R	100.00
AMERICAN EXPRESS	01/07/2026	130890	WVC PT/INV #271609	01-220-520210	REPAIR SUPPLIES - WTR R&R	100.00
AMERICAN EXPRESS	01/07/2026	130890	WVC PT/INV #271625	01-220-520210	REPAIR SUPPLIES - WTR R&R	100.00
AMERICAN EXPRESS	01/07/2026	130890	WVC PT/INV #271624	01-220-520210	REPAIR SUPPLIES - WTR R&R	100.00
AMERICAN EXPRESS	01/07/2026	130890	AMZN/WHITEBOARD LABELS	01-220-520240	TOOLS & SUPPLIES - WTR R&R	79.96
AMERICAN EXPRESS	01/07/2026	130890	AMZN/POWER TOOL WALL ...	01-220-520240	TOOLS & SUPPLIES - WTR R&R	65.52
AMERICAN EXPRESS	01/07/2026	130890	AMZN/UNIT #9-SEAT COVERS	01-220-520240	TOOLS & SUPPLIES - WTR R&R	269.95
AMERICAN EXPRESS	01/07/2026	130890	AMZN/FOREMAN TRUCKS - F...	01-220-520240	TOOLS & SUPPLIES - WTR R&R	884.05
AMERICAN EXPRESS	01/07/2026	130890	AMZN/FLEET CLEANING KITS	01-220-520240	TOOLS & SUPPLIES - WTR R&R	539.97
AMERICAN EXPRESS	01/07/2026	130890	AMZN/SPACE HEATER	01-240-520240	TOOLS & SUPPLIES - WW MA...	38.99
AMERICAN EXPRESS	01/07/2026	130890	AMZN/UNIT #17,36-CUP HO...	01-240-520240	TOOLS & SUPPLIES - WW MA...	33.98
AMERICAN EXPRESS	01/07/2026	130890	AMZN/BATTERIES	01-260-520210	REPAIR SUPPLIES - BLD/FLT ...	5.99
AMERICAN EXPRESS	01/07/2026	130890	HORSESHOE/LODGING-UCLS...	01-320-510480	TRAINING & EDUCATION - S...	56.69
AMERICAN EXPRESS	01/07/2026	130890	AMZN/COPPER DOWSING R...	01-330-520240	TOOLS & SUPPLIES - BLUE ST...	42.72
AMERICAN EXPRESS	01/07/2026	130890	HACH/UNIT #59 CHLORINE T...	01-330-520240	TOOLS & SUPPLIES - BLUE ST...	654.12
AMERICAN EXPRESS	01/07/2026	130890	UT CITY ENG/REGISTRATION...	01-340-510480	TRAINING & EDUCATION - E...	275.00
AMERICAN EXPRESS	01/07/2026	130890	AMZN/IT SUPPLIES	01-360-510440	COMPUTER SUPPLIES/EQUI...	63.59
AMERICAN EXPRESS	01/07/2026	130890	AMZN/IT SUPPLIES	01-360-510440	COMPUTER SUPPLIES/EQUI...	49.99
AMERICAN EXPRESS	01/07/2026	130890	NETWORK SOLUTIONS/DOM...	01-360-510440	COMPUTER SUPPLIES/EQUI...	84.95
AMERICAN EXPRESS	01/07/2026	130890	GODADDY/SSL RENEWAL	01-360-510440	COMPUTER SUPPLIES/EQUI...	239.98
AMERICAN EXPRESS	01/07/2026	130890	AMZN/IT SUPPLIES	01-360-510440	COMPUTER SUPPLIES/EQUI...	143.49
AMERICAN EXPRESS	01/07/2026	130890	AMZN/UPS BATTERY	01-360-510440	COMPUTER SUPPLIES/EQUI...	36.99
AMERICAN EXPRESS	01/07/2026	130890	AMZN/IT SUPPLIES	01-360-510440	COMPUTER SUPPLIES/EQUI...	43.84
AMERICAN EXPRESS	01/07/2026	130890	AMZN/IT SUPPLIES	01-360-510440	COMPUTER SUPPLIES/EQUI...	48.82
AMERICAN EXPRESS	01/07/2026	130890	AMZN/IT SUPPLIES	01-360-510440	COMPUTER SUPPLIES/EQUI...	142.49

Paid Check Report

Payment Dates: 1/1/2026 - 1/31/2026

Vendor Name	Payment Date	Payment Number	Description (Item)	Account Number	Account Name	Amount
AMERICAN EXPRESS	01/07/2026	130890	AMZN/IT SUPPLIES	01-360-510440	COMPUTER SUPPLIES/EQUI...	664.61
AMERICAN EXPRESS	01/07/2026	130890	AMZN/IT SUPPLIES	01-360-510440	COMPUTER SUPPLIES/EQUI...	14.45
AMERICAN EXPRESS	01/07/2026	130890	AMZN/IT SUPPLIES	01-360-510440	COMPUTER SUPPLIES/EQUI...	19.97
AMERICAN EXPRESS	01/07/2026	130890	ZOOM/ONLINE MTGS	01-360-510440	COMPUTER SUPPLIES/EQUI...	219.90
AMERICAN EXPRESS	01/07/2026	130890	AMZN/IT SUPPLIES	01-360-510440	COMPUTER SUPPLIES/EQUI...	36.80
AMERICAN EXPRESS	01/07/2026	130890	AMZN/WEB SERVICES	01-360-510440	COMPUTER SUPPLIES/EQUI...	632.03
AMERICAN EXPRESS	01/07/2026	130890	AMZN/SERVER RACK	01-360-510440	COMPUTER SUPPLIES/EQUI...	1,569.35
AMERICAN EXPRESS	01/07/2026	130890	AMZN/IT SUPPLIES	01-360-510440	COMPUTER SUPPLIES/EQUI...	3,664.08
AMERICAN EXPRESS	01/07/2026	130891	CORP MEM RWDS CARD LIN...	01-110-510540	BANKING & BONDING EXPEN...	180.00
Vendor 1210 - AMERICAN EXPRESS Total:						36,475.29
Vendor: 1930 - AMERITAS LIFE INSURANCE CORP						
AMERITAS LIFE INSURANCE ...	01/07/2026	130897	POLICY 010-065955-00001/...	01-000-220500	HEALTH INSURANCE PAYABLE	456.48
AMERITAS LIFE INSURANCE ...	01/07/2026	130897	POLICY 010-065955-00001/...	01-000-220500	HEALTH INSURANCE PAYABLE	456.48
AMERITAS LIFE INSURANCE ...	01/07/2026	130897	POLICY 030-301010-00001/D...	01-110-500130	HEALTH INSURANCE - MGMT	358.80
AMERITAS LIFE INSURANCE ...	01/07/2026	130898	POLICY 030-301010-00001/...	01-000-220501	DENTAL INSURANCE CLAIMS ...	13.00
AMERITAS LIFE INSURANCE ...	01/07/2026	130898	POLICY 030-301010-00001/...	01-000-220501	DENTAL INSURANCE CLAIMS ...	1,436.80
AMERITAS LIFE INSURANCE ...	01/22/2026	130959	POLICY 030-301010-00001/...	01-000-220501	DENTAL INSURANCE CLAIMS ...	543.00
AMERITAS LIFE INSURANCE ...	01/29/2026	130988	POLICY 030-301010-00001/...	01-000-220501	DENTAL INSURANCE CLAIMS ...	919.50
AMERITAS LIFE INSURANCE ...	01/29/2026	130988	POLICY 030-301010-00001/...	01-000-220501	DENTAL INSURANCE CLAIMS ...	3,517.80
Vendor 1930 - AMERITAS LIFE INSURANCE CORP Total:						7,701.86
Vendor: 5132 - APA BENEFITS, INC.						
APA BENEFITS, INC.	01/29/2026	130983	DEC 2025 COBRA SERVICING	01-110-510520	PROFESSIONAL CONSULTING ..	56.00
Vendor 5132 - APA BENEFITS, INC. Total:						56.00
Vendor: 1087 - APCO INC						
APCO INC	01/29/2026	130976	SCADA Upgrades and Services	01-340-520920	INFRASTRUCTURE PURCHAS...	18,494.42
APCO INC	01/29/2026	130976	23I: ANDERSON WTP - APCO ...	01-340-520920	INFRASTRUCTURE PURCHAS...	31,044.53
Vendor 1087 - APCO INC Total:						49,538.95
Vendor: 1267 - APELLO						
APELLO	01/07/2026	DFT0002307	JAN 2026 ANSWERING SERVI...	01-360-510470	TELEPHONE	554.00
Vendor 1267 - APELLO Total:						554.00
Vendor: 5413 - APPLICANTPRO HOLDINGS, LLC						
APPLICANTPRO HOLDINGS, L...	01/22/2026	130972	FEB 2026 APPLICANT TRACKI...	01-360-510440	COMPUTER SUPPLIES/EQUI...	186.00
Vendor 5413 - APPLICANTPRO HOLDINGS, LLC Total:						186.00
Vendor: 1295 - ARIES INDUSTRIES, INC.						
ARIES INDUSTRIES, INC.	01/29/2026	130985	Unit #31 CCTV Tractor and C...	01-240-520240	TOOLS & SUPPLIES - WW MA...	638.10
ARIES INDUSTRIES, INC.	01/29/2026	130985	Unit #31 CCTV Tractor and C...	01-240-520240	TOOLS & SUPPLIES - WW MA...	726.75
Vendor 1295 - ARIES INDUSTRIES, INC. Total:						1,364.85
Vendor: 1306 - ASAP AUTO PARTS WAREHOUSE						
ASAP AUTO PARTS WAREHO...	01/07/2026	130892	UNIT #42-PM FILTERS	01-260-520210	REPAIR SUPPLIES - BLD/FLT ...	97.64
ASAP AUTO PARTS WAREHO...	01/07/2026	130892	UNIT #44-OIL FILTER	01-260-520210	REPAIR SUPPLIES - BLD/FLT ...	4.87
ASAP AUTO PARTS WAREHO...	01/07/2026	130892	UNIT #52-OIL FOR PM SERVI...	01-260-520210	REPAIR SUPPLIES - BLD/FLT ...	25.98

Paid Check Report

Payment Dates: 1/1/2026 - 1/31/2026

Vendor Name	Payment Date	Payment Number	Description (Item)	Account Number	Account Name	Amount
ASAP AUTO PARTS WAREHO...	01/07/2026	130892	UNIT #43-OIL FILTER	01-260-520210	REPAIR SUPPLIES - BLD/FLT ...	2.17
ASAP AUTO PARTS WAREHO...	01/07/2026	130892	UNIT #53-ELEMENT FILTER	01-260-520210	REPAIR SUPPLIES - BLD/FLT ...	16.71
ASAP AUTO PARTS WAREHO...	01/07/2026	130892	UNIT #5-TRANS FILTER KIT A...	01-260-520210	REPAIR SUPPLIES - BLD/FLT ...	71.49
ASAP AUTO PARTS WAREHO...	01/07/2026	130892	UNIT #54-OIL FILTER	01-260-520210	REPAIR SUPPLIES - BLD/FLT ...	6.49
ASAP AUTO PARTS WAREHO...	01/07/2026	130892	SHOP SUPPLIES-BRAKE CLEAN	01-260-520210	REPAIR SUPPLIES - BLD/FLT ...	35.52
ASAP AUTO PARTS WAREHO...	01/07/2026	130892	SHOP SUPPLIES-HAND DEGR...	01-260-520210	REPAIR SUPPLIES - BLD/FLT ...	23.99
ASAP AUTO PARTS WAREHO...	01/07/2026	130892	UNIT #3, #30-OIL FILTERS	01-260-520210	REPAIR SUPPLIES - BLD/FLT ...	4.56
ASAP AUTO PARTS WAREHO...	01/07/2026	130892	UNIT #9-SERPENTINE BELT	01-260-520210	REPAIR SUPPLIES - BLD/FLT ...	44.49
ASAP AUTO PARTS WAREHO...	01/07/2026	130892	UNIT #32-OIL FILTER	01-260-520210	REPAIR SUPPLIES - BLD/FLT ...	2.39
ASAP AUTO PARTS WAREHO...	01/07/2026	130892	UNIT #32-HOOD SHOCKS, AIR...	01-260-520210	REPAIR SUPPLIES - BLD/FLT ...	59.93
ASAP AUTO PARTS WAREHO...	01/07/2026	130892	SNOW BLOWER-SPARK PLUGS	01-260-520210	REPAIR SUPPLIES - BLD/FLT ...	10.68
Vendor 1306 - ASAP AUTO PARTS WAREHOUSE Total:						406.91
Vendor: 1330 - ASSOCIATED BUSINESS TECHNOLOGIES						
ASSOCIATED BUSINESS TECH...	01/22/2026	130955	BLD A & BLD B PRINTER-SCA...	01-130-510410	OFFICE SUPPLIES	195.42
Vendor 1330 - ASSOCIATED BUSINESS TECHNOLOGIES Total:						195.42
Vendor: 5458 - AWP, INC						
AWP, INC	01/22/2026	130953	Traffic Sign Rentals for Dece...	01-220-520210	REPAIR SUPPLIES - WTR R&R	145.78
AWP, INC	01/22/2026	130953	Traffic Sign Rentals for Dece...	01-220-520210	REPAIR SUPPLIES - WTR R&R	303.35
AWP, INC	01/22/2026	130953	Traffic Sign Rentals for Dece...	01-220-520210	REPAIR SUPPLIES - WTR R&R	253.31
Vendor 5458 - AWP, INC Total:						702.44
Vendor: 1403 - AZTECA SYSTEMS, LLC						
AZTECA SYSTEMS, LLC	01/22/2026	130927	Cityworks Online Migration	01-360-510440	COMPUTER SUPPLIES/EQUI...	450.00
AZTECA SYSTEMS, LLC	01/22/2026	130956	Cityworks Renewal	01-360-510440	COMPUTER SUPPLIES/EQUI...	44,102.85
Vendor 1403 - AZTECA SYSTEMS, LLC Total:						44,552.85
Vendor: 5326 - BACKFLOW SOLUTIONS, INC.						
BACKFLOW SOLUTIONS, INC.	01/22/2026	130970	ANNUAL BSI ONLINE SUBSCR...	01-360-510440	COMPUTER SUPPLIES/EQUI...	495.00
Vendor 5326 - BACKFLOW SOLUTIONS, INC. Total:						495.00
Vendor: 1413.5 - BALLARD, AUSTIN						
BALLARD, AUSTIN	01/08/2026	10553	REGISTRATION - UGFOA CON...	01-110-510480	TRAINING & EDUCATION - M...	225.00
Vendor 1413.5 - BALLARD, AUSTIN Total:						225.00
Vendor: 1434 - BATTERY SYSTEMS INC						
BATTERY SYSTEMS INC	01/29/2026	130986	Unit #108-Forklift-Battery	01-260-520210	REPAIR SUPPLIES - BLD/FLT ...	77.65
Vendor 1434 - BATTERY SYSTEMS INC Total:						77.65
Vendor: 1447 - BECK CONSTRUCTION & EXCAVATION, INC						
BECK CONSTRUCTION & EXC...	01/07/2026	130894	LARGE METER REPLACEMENT..	01-340-520920	INFRASTRUCTURE PURCHAS...	20,189.00
BECK CONSTRUCTION & EXC...	01/07/2026	130894	LARGE METER REPLACEMENT..	01-340-520920	INFRASTRUCTURE PURCHAS...	336,000.00
Vendor 1447 - BECK CONSTRUCTION & EXCAVATION, INC Total:						356,189.00
Vendor: 1475 - BLEVINS, DAMIEN M						
BLEVINS, DAMIEN M	01/23/2026	10555	REGISTRATION/UCLS CONF	01-320-510480	TRAINING & EDUCATION - S...	625.00
Vendor 1475 - BLEVINS, DAMIEN M Total:						625.00

Paid Check Report

Payment Dates: 1/1/2026 - 1/31/2026

Vendor Name	Payment Date	Payment Number	Description (Item)	Account Number	Account Name	Amount
Vendor: 1470 - BLUE STAKES OF UTAH UTILITY						
BLUE STAKES OF UTAH UTILI...	01/22/2026	130928	2025 Blue Stakes Services	01-340-510520	PROFESSIONAL CONSULTING ..	903.75
Vendor 1470 - BLUE STAKES OF UTAH UTILITY Total:						903.75
Vendor: 1500 - BOWEN COLLINS AND ASSOCIATES						
BOWEN COLLINS AND ASSOC...	01/22/2026	130929	Redwood Rd Wtr CM	01-340-520920	INFRASTRUCTURE PURCHAS...	5,943.75
BOWEN COLLINS AND ASSOC...	01/22/2026	130929	25H: EAST REC & DECKER NO...	01-340-520920	INFRASTRUCTURE PURCHAS...	5,318.25
BOWEN COLLINS AND ASSOC...	01/22/2026	130929	25K; WELL NO. 15 GENERAT...	01-340-520920	INFRASTRUCTURE PURCHAS...	2,861.50
BOWEN COLLINS AND ASSOC...	01/29/2026	130977	REDWOOD ROAD/ 1950 WES...	01-340-520920	INFRASTRUCTURE PURCHAS...	3,244.25
BOWEN COLLINS AND ASSOC...	01/29/2026	130977	REDWOOD ROAD/ 1950 WES...	01-340-520920	INFRASTRUCTURE PURCHAS...	10,090.75
Vendor 1500 - BOWEN COLLINS AND ASSOCIATES Total:						27,458.50
Vendor: 1625 - CARSON ELEVATOR, LLC						
CARSON ELEVATOR, LLC	01/07/2026	130922	2026 1ST QTR ELEVATOR SE...	01-130-510220	BUILDINGS & GROUNDS - CU...	450.12
Vendor 1625 - CARSON ELEVATOR, LLC Total:						450.12
Vendor: 1670 - CENTRAL VALLEY WATER REC FACILITY						
CENTRAL VALLEY WATER REC...	01/22/2026	130930	FACILITY OPERATION	01-400-580310	FACILITY OPERATION - C.V.	770,307.87
CENTRAL VALLEY WATER REC...	01/22/2026	130930	MONTHLY CIP	01-400-580320	PROJECT BETTERMENTS- C.V.	421,423.51
CENTRAL VALLEY WATER REC...	01/22/2026	130930	PRETREATMENT FIELD	01-400-580340	PRETREATMENT FIELD - C.V.	34,829.73
CENTRAL VALLEY WATER REC...	01/22/2026	130930	ENTITY LAB WORK	01-400-580350	LABORATORY - C.V.	790.00
CENTRAL VALLEY WATER REC...	01/22/2026	130930	NET LAB COSTS	01-400-580350	LABORATORY - C.V.	31,317.42
CENTRAL VALLEY WATER REC...	01/22/2026	130930	LOAN PAYMENT	01-400-580380	CVW DEBT SERVICE	686,529.78
Vendor 1670 - CENTRAL VALLEY WATER REC FACILITY Total:						1,945,198.31
Vendor: 1680 - CENTURY EQUIPMENT CO						
CENTURY EQUIPMENT CO	01/22/2026	130957	UNIT #105-BACKHOE REPAIR	01-260-520210	REPAIR SUPPLIES - BLD/FLT ...	1,500.00
CENTURY EQUIPMENT CO	01/22/2026	130957	UNIT #105-BACKHOE REPAIR	01-260-520210	REPAIR SUPPLIES - BLD/FLT ...	12,541.58
Vendor 1680 - CENTURY EQUIPMENT CO Total:						14,041.58
Vendor: 1725.5 - CINTAS CORPORATION						
CINTAS CORPORATION	01/07/2026	130895	Floor Mats and Coveralls 2025	01-130-510220	BUILDINGS & GROUNDS - CU...	129.57
CINTAS CORPORATION	01/07/2026	130895	Floor Mats and Coveralls 2025	01-130-510220	BUILDINGS & GROUNDS - CU...	129.57
CINTAS CORPORATION	01/07/2026	130895	Floor Mats and Coveralls 2025	01-130-510220	BUILDINGS & GROUNDS - CU...	129.57
Vendor 1725.5 - CINTAS CORPORATION Total:						388.71
Vendor: 5255 - CITY OF SOUTH SALT LAKE						
CITY OF SOUTH SALT LAKE	01/07/2026	DFT0002304	DEC 2025 STORMWATER	01-230-510460	UTILITIES - WTR	33.00
Vendor 5255 - CITY OF SOUTH SALT LAKE Total:						33.00
Vendor: 1730 - CLYDE SNOW & SESSIONS						
CLYDE SNOW & SESSIONS	01/22/2026	130931	MATTER 006400/GENERAL	01-110-510500	LEGAL EXPENSE	2,553.00
Vendor 1730 - CLYDE SNOW & SESSIONS Total:						2,553.00
Vendor: 5133 - COLUMBUS FOUNDATION, INC.						
COLUMBUS FOUNDATION, I...	01/07/2026	130915	DEC 2025 DOCUMENT SHRE...	01-110-510430	GENERAL ADMINISTRATIVE	391.69
Vendor 5133 - COLUMBUS FOUNDATION, INC. Total:						391.69

Paid Check Report

Payment Dates: 1/1/2026 - 1/31/2026

Vendor Name	Payment Date	Payment Number	Description (Item)	Account Number	Account Name	Amount
Vendor: 5479 - COOK BUILDERS						
COOK BUILDERS	01/29/2026	131008	COOK BUILDERS/FIRE HYDR...	01-000-430990	MISC INCOME	945.82
Vendor 5479 - COOK BUILDERS Total:						945.82
Vendor: 1796 - CORE & MAIN LP						
CORE & MAIN LP	01/07/2026	130896	Drive over lids and collars-M...	01-140-520210	REPAIR SUPPLIES - METER	1,100.00
Vendor 1796 - CORE & MAIN LP Total:						1,100.00
Vendor: 1798 - CORRIO CONSTRUCTION, INC.						
CORRIO CONSTRUCTION, INC.	01/22/2026	130932	25M: ACORD RESERVOIR VA...	01-340-520920	INFRASTRUCTURE PURCHAS...	35,349.68
CORRIO CONSTRUCTION, INC.	01/22/2026	130932	RETENTION/25M - PMT NO 1	01-000-210110	ACCOUNTS PAYABLE - RETAI...	-1,767.48
Vendor 1798 - CORRIO CONSTRUCTION, INC. Total:						33,582.20
Vendor: 1845 - CRUS OIL, INC.						
CRUS OIL, INC.	01/07/2026	130923	Well/booster motor oil repla...	01-350-520210	REPAIR SUPPLIES - OPERATOR	395.85
CRUS OIL, INC.	01/22/2026	130958	WWPS - Muffin Monster Oil	01-350-520210	REPAIR SUPPLIES - OPERATOR	808.90
CRUS OIL, INC.	01/22/2026	130958	WWPS - Grinder Oil	01-350-520210	REPAIR SUPPLIES - OPERATOR	205.45
Vendor 1845 - CRUS OIL, INC. Total:						1,410.20
Vendor: 5459 - DAVID J SMITH						
DAVID J SMITH	01/22/2026	130974	CDL DRIVING RETEST - EMP #...	01-110-510480	TRAINING & EDUCATION - M...	200.00
Vendor 5459 - DAVID J SMITH Total:						200.00
Vendor: 1922 - DAWSON INFRASTRUCTURE SOLUTIONS						
DAWSON INFRASTRUCTURE ...	01/29/2026	130987	HX-12 - RamVac - HydroX	01-260-510910	MACHINERY & EQUIPMENT - ...	615,047.08
DAWSON INFRASTRUCTURE ...	01/29/2026	130987	HX-12 - RamVac - HydroX	01-260-510910	MACHINERY & EQUIPMENT - ...	0.29
Vendor 1922 - DAWSON INFRASTRUCTURE SOLUTIONS Total:						615,047.37
Vendor: 1975 - DLT SOLUTIONS LLC						
DLT SOLUTIONS LLC	01/29/2026	130989	AutoCad Software Renewal	01-360-510440	COMPUTER SUPPLIES/EQUI...	1,345.75
Vendor 1975 - DLT SOLUTIONS LLC Total:						1,345.75
Vendor: 2025 - DUKE'S ROOT CONTROL INC						
DUKE'S ROOT CONTROL INC	01/22/2026	130933	DUKE'S ROOT/FIRE HYDRANT...	01-000-430990	MISC INCOME	1,750.00
Vendor 2025 - DUKE'S ROOT CONTROL INC Total:						1,750.00
Vendor: 5464 - E.P. CONSTRUCTION						
E.P. CONSTRUCTION	01/29/2026	131007	Sign Trailer Welding and Fabr...	01-260-520210	REPAIR SUPPLIES - BLD/FLT ...	1,300.00
Vendor 5464 - E.P. CONSTRUCTION Total:						1,300.00
Vendor: 5195 - ECOBRITE FRANCHISING						
ECOBRITE FRANCHISING	01/07/2026	130916	Ecobrite Janitorial Service 20...	01-130-510220	BUILDINGS & GROUNDS - CU...	2,340.90
Vendor 5195 - ECOBRITE FRANCHISING Total:						2,340.90
Vendor: 1980 - ENBRIDGE GAS						
ENBRIDGE GAS	01/07/2026	130899	DEC 2025 NATURAL GAS	01-110-510460	UTILITIES - MGMT	3,007.27
ENBRIDGE GAS	01/07/2026	130899	DEC 2025 NATURAL GAS	01-230-510460	UTILITIES - WTR	2,665.36
ENBRIDGE GAS	01/07/2026	130899	DEC 2025 NATURAL GAS	01-240-510460	UTILITIES - WW	771.42
Vendor 1980 - ENBRIDGE GAS Total:						6,444.05

Paid Check Report

Payment Dates: 1/1/2026 - 1/31/2026

Vendor Name	Payment Date	Payment Number	Description (Item)	Account Number	Account Name	Amount
Vendor: 5477 - ERE 7 BREW 5600 WEST VALLEY LLC						
ERE 7 BREW 5600 WEST VAL...	01/22/2026	130975	ERE 7 BREW/AS-BUILT DEPOS...	01-000-410300	ENGINEERING FEES	1,250.00
						Vendor 5477 - ERE 7 BREW 5600 WEST VALLEY LLC Total:
Vendor: 2184.1 - FASTENAL COMPANY						
FASTENAL COMPANY	01/07/2026	130900	PPE VENDING SUPPLIES	01-210-510490	SAFETY EXPENSE	220.81
FASTENAL COMPANY	01/29/2026	130990	PPE VENDING FEE	01-210-510490	SAFETY EXPENSE	20.00
FASTENAL COMPANY	01/29/2026	130990	PPE VENDING SUPPLIES	01-210-510490	SAFETY EXPENSE	365.59
						Vendor 2184.1 - FASTENAL COMPANY Total:
Vendor: 2188 - FERGUSON ENTERPRISES, INC						
FERGUSON ENTERPRISES, INC	01/07/2026	130901	Service Saddles and Setters	01-220-520210	REPAIR SUPPLIES - WTR R&R	515.66
FERGUSON ENTERPRISES, INC	01/07/2026	130901	Service Saddles and Setters	01-220-520210	REPAIR SUPPLIES - WTR R&R	3,530.20
FERGUSON ENTERPRISES, INC	01/07/2026	130901	Service Saddles and Setters	01-220-520210	REPAIR SUPPLIES - WTR R&R	5,479.20
FERGUSON ENTERPRISES, INC	01/07/2026	130901	Meters-Gaskets and Extensio...	01-140-520210	REPAIR SUPPLIES - METER	1,500.00
FERGUSON ENTERPRISES, INC	01/07/2026	130901	Meters-Gaskets and Extensio...	01-140-520210	REPAIR SUPPLIES - METER	1,710.00
FERGUSON ENTERPRISES, INC	01/07/2026	130901	Repair Parts for December R...	01-220-520210	REPAIR SUPPLIES - WTR R&R	910.10
FERGUSON ENTERPRISES, INC	01/07/2026	130901	Repair Parts for December R...	01-220-520210	REPAIR SUPPLIES - WTR R&R	650.00
FERGUSON ENTERPRISES, INC	01/07/2026	130901	Repair Parts for December R...	01-220-520210	REPAIR SUPPLIES - WTR R&R	1,162.86
FERGUSON ENTERPRISES, INC	01/07/2026	130901	Repair Parts for December R...	01-220-520210	REPAIR SUPPLIES - WTR R&R	1,485.08
FERGUSON ENTERPRISES, INC	01/07/2026	130901	Repair Parts for December R...	01-220-520210	REPAIR SUPPLIES - WTR R&R	791.96
FERGUSON ENTERPRISES, INC	01/07/2026	130901	Repair Parts for December R...	01-220-520210	REPAIR SUPPLIES - WTR R&R	2,978.56
FERGUSON ENTERPRISES, INC	01/07/2026	130901	Fire hydrant extension repair...	01-220-520210	REPAIR SUPPLIES - WTR R&R	604.64
FERGUSON ENTERPRISES, INC	01/07/2026	130901	Meters-EC23-NL 3/4" Meter ...	01-140-520210	REPAIR SUPPLIES - METER	36,400.00
FERGUSON ENTERPRISES, INC	01/07/2026	130901	WWPS - Decker North - Chec...	01-350-520210	REPAIR SUPPLIES - OPERATOR	114.19
FERGUSON ENTERPRISES, INC	01/07/2026	130901	UNIT #54-VALVE KEY/UNIT #...	01-330-520240	TOOLS & SUPPLIES - BLUE ST...	1,515.20
FERGUSON ENTERPRISES, INC	01/07/2026	130901	Repair Parts for December R...	01-220-520210	REPAIR SUPPLIES - WTR R&R	2,760.00
FERGUSON ENTERPRISES, INC	01/07/2026	130901	Ferguson Fire Hydrants	01-220-520210	REPAIR SUPPLIES - WTR R&R	255.00
FERGUSON ENTERPRISES, INC	01/07/2026	130901	Ferguson Fire Hydrants	01-220-520210	REPAIR SUPPLIES - WTR R&R	17,500.00
FERGUSON ENTERPRISES, INC	01/07/2026	130901	Repair Parts for December R...	01-220-520210	REPAIR SUPPLIES - WTR R&R	483.98
FERGUSON ENTERPRISES, INC	01/07/2026	130901	Repair Parts for December R...	01-220-520210	REPAIR SUPPLIES - WTR R&R	258.32
FERGUSON ENTERPRISES, INC	01/07/2026	130901	Repair Parts for December R...	01-220-520210	REPAIR SUPPLIES - WTR R&R	1,512.44
FERGUSON ENTERPRISES, INC	01/07/2026	130901	Repair Parts for December R...	01-220-520210	REPAIR SUPPLIES - WTR R&R	1,039.90
						Vendor 2188 - FERGUSON ENTERPRISES, INC Total:
						83,157.29
Vendor: 2200 - FILTER TECHNOLOGIES						
FILTER TECHNOLOGIES	01/29/2026	130991	WWPS - HVAC Filters	01-350-520210	REPAIR SUPPLIES - OPERATOR	2,226.48
						Vendor 2200 - FILTER TECHNOLOGIES Total:
						2,226.48
Vendor: 2241 - FLEET PRIDE						
FLEET PRIDE	01/22/2026	130960	UNIT #35/GENERATOR-OIL FI...	01-260-520210	REPAIR SUPPLIES - BLD/FLT ...	6.42
FLEET PRIDE	01/22/2026	130960	Unit #10-PM filters	01-260-520210	REPAIR SUPPLIES - BLD/FLT ...	91.67
FLEET PRIDE	01/29/2026	130992	Unit #24-PM filters	01-260-520210	REPAIR SUPPLIES - BLD/FLT ...	41.72
						Vendor 2241 - FLEET PRIDE Total:
						139.81

Inventory Supplies

Paid Check Report

Payment Dates: 1/1/2026 - 1/31/2026

Vendor Name	Payment Date	Payment Number	Description (Item)	Account Number	Account Name	Amount
Vendor: 2340 - GENEVA ROCK PRODUCTS						
GENEVA ROCK PRODUCTS	01/22/2026	130934	Asphalt for Emergency Repair	01-220-520210	REPAIR SUPPLIES - WTR R&R	883.13
Vendor 2340 - GENEVA ROCK PRODUCTS Total:						883.13
Vendor: 2380 - GRAINGER INC						
GRAINGER INC	01/22/2026	130961	WWPS - Funnel for used oil d...	01-350-520210	REPAIR SUPPLIES - OPERATOR	240.57
GRAINGER INC	01/22/2026	130961	Shop-oil hand pump, drum s...	01-260-520240	TOOLS & SUPPLIES - BLD/FLT...	46.81
GRAINGER INC	01/29/2026	130993	Shop-oil hand pump, drum s...	01-260-520240	TOOLS & SUPPLIES - BLD/FLT...	552.73
GRAINGER INC	01/29/2026	130993	Andra Refill Valve solenoid r...	01-350-520210	REPAIR SUPPLIES - OPERATOR	159.57
GRAINGER INC	01/29/2026	130993	Jack Hammer Bit	01-220-520240	TOOLS & SUPPLIES - WTR R&R	40.38
GRAINGER INC	01/29/2026	130993	WWPS- West Lake - Replace...	01-350-520210	REPAIR SUPPLIES - OPERATOR	277.02
GRAINGER INC	01/29/2026	130993	WWPS-Unit #42 Replacement...	01-350-520210	REPAIR SUPPLIES - OPERATOR	38.68
GRAINGER INC	01/29/2026	130993	Jack Hammer Bit	01-220-520240	TOOLS & SUPPLIES - WTR R&R	99.99
Vendor 2380 - GRAINGER INC Total:						1,455.75
Vendor: 2483 - HAGEN, ADAM						
HAGEN, ADAM	01/08/2026	10552	2025 BOOT REIMBURSEMENT	01-210-510490	SAFETY EXPENSE	150.00
Vendor 2483 - HAGEN, ADAM Total:						150.00
Vendor: 2490 - HANSEN, ALLEN & LUCE, INC.						
HANSEN, ALLEN & LUCE, INC.	01/22/2026	130935	2025 WASTEWATER MODEL ...	01-340-510520	PROFESSIONAL CONSULTING ..	1,005.20
HANSEN, ALLEN & LUCE, INC.	01/22/2026	130935	2025 WATER MODEL UPDAT...	01-340-510520	PROFESSIONAL CONSULTING ..	3,318.70
Vendor 2490 - HANSEN, ALLEN & LUCE, INC. Total:						4,323.90
Vendor: 2532 - HEALTHEQUITY INC						
HEALTHEQUITY INC	01/15/2026	DFT0002320	HEALTH SAVINGS ACCOUNT	01-000-220900	CAFETERIA PLAN PAYABLE	12,684.20
HEALTHEQUITY INC	01/29/2026	DFT0002346	HEALTH SAVINGS ACCOUNT	01-000-220900	CAFETERIA PLAN PAYABLE	12,784.20
Vendor 2532 - HEALTHEQUITY INC Total:						25,468.40
Vendor: 2590 - HOME DEPOT CREDIT SERVICES						
HOME DEPOT CREDIT SERVIC...	01/22/2026	130936	EMPLOYEE APPRECIATION/T...	01-110-510430	GENERAL ADMINISTRATIVE	99.94
HOME DEPOT CREDIT SERVIC...	01/22/2026	130936	BASEMENT REMODEL	01-130-510410	OFFICE SUPPLIES	1,723.77
HOME DEPOT CREDIT SERVIC...	01/22/2026	130936	BASEMENT REMODEL	01-130-510410	OFFICE SUPPLIES	63.29
HOME DEPOT CREDIT SERVIC...	01/22/2026	130936	BASEMENT REMODEL	01-130-510410	OFFICE SUPPLIES	163.54
HOME DEPOT CREDIT SERVIC...	01/22/2026	130936	BASEMENT REMODEL	01-130-510410	OFFICE SUPPLIES	-16.34
HOME DEPOT CREDIT SERVIC...	01/22/2026	130936	BASEMENT REMODEL	01-130-510410	OFFICE SUPPLIES	306.00
HOME DEPOT CREDIT SERVIC...	01/22/2026	130936	BASEMENT REMODEL	01-130-510410	OFFICE SUPPLIES	164.65
HOME DEPOT CREDIT SERVIC...	01/22/2026	130936	BASEMENT REMODEL	01-130-510410	OFFICE SUPPLIES	688.51
HOME DEPOT CREDIT SERVIC...	01/22/2026	130936	BASEMENT REMODEL	01-130-510410	OFFICE SUPPLIES	349.88
HOME DEPOT CREDIT SERVIC...	01/22/2026	130936	BASEMENT REMODEL	01-130-510410	OFFICE SUPPLIES	14.22
HOME DEPOT CREDIT SERVIC...	01/22/2026	130936	BASEMENT REMODEL	01-130-510410	OFFICE SUPPLIES	18.78
HOME DEPOT CREDIT SERVIC...	01/22/2026	130936	BASEMENT RENEWAL	01-130-510410	OFFICE SUPPLIES	44.97
HOME DEPOT CREDIT SERVIC...	01/22/2026	130936	BASEMENT REMODEL	01-130-510410	OFFICE SUPPLIES	28.94
HOME DEPOT CREDIT SERVIC...	01/22/2026	130936	BASEMENT REMODEL	01-130-510410	OFFICE SUPPLIES	-206.33
HOME DEPOT CREDIT SERVIC...	01/22/2026	130936	BASEMENT REMODEL	01-130-510410	OFFICE SUPPLIES	184.96
HOME DEPOT CREDIT SERVIC...	01/22/2026	130936	BASEMENT REMODEL	01-130-510410	OFFICE SUPPLIES	39.51
HOME DEPOT CREDIT SERVIC...	01/22/2026	130936	BASEMENT REMODEL	01-130-510410	OFFICE SUPPLIES	41.95

Paid Check Report

Payment Dates: 1/1/2026 - 1/31/2026

Vendor Name	Payment Date	Payment Number	Description (Item)	Account Number	Account Name	Amount
HOME DEPOT CREDIT SERVIC...	01/22/2026	130936	NAILS, REBAR CAPS	01-220-520210	REPAIR SUPPLIES - WTR R&R	64.58
HOME DEPOT CREDIT SERVIC...	01/22/2026	130936	CEMENT SUPPLIES	01-220-520210	REPAIR SUPPLIES - WTR R&R	158.76
HOME DEPOT CREDIT SERVIC...	01/22/2026	130936	TRUFUEL/BUCKET	01-220-520210	REPAIR SUPPLIES - WTR R&R	51.92
HOME DEPOT CREDIT SERVIC...	01/22/2026	130936	JOB SUPPLIES	01-220-520210	REPAIR SUPPLIES - WTR R&R	2.37
HOME DEPOT CREDIT SERVIC...	01/22/2026	130936	WOOD FOR CEMENT WORK	01-220-520210	REPAIR SUPPLIES - WTR R&R	44.08
HOME DEPOT CREDIT SERVIC...	01/22/2026	130936	CAUTION TAPE	01-220-520240	TOOLS & SUPPLIES - WTR R&R	11.97
HOME DEPOT CREDIT SERVIC...	01/22/2026	130936	MILWAKEE 1/2" IMPACT W/...	01-220-520240	TOOLS & SUPPLIES - WTR R&R	816.15
HOME DEPOT CREDIT SERVIC...	01/22/2026	130936	UNIT #21/TOOLS	01-220-520240	TOOLS & SUPPLIES - WTR R&R	487.19
HOME DEPOT CREDIT SERVIC...	01/22/2026	130936	NAILS	01-220-520240	TOOLS & SUPPLIES - WTR R&R	23.47
HOME DEPOT CREDIT SERVIC...	01/22/2026	130936	TOOLS	01-220-520240	TOOLS & SUPPLIES - WTR R&R	34.07
HOME DEPOT CREDIT SERVIC...	01/22/2026	130936	CONCRETE, MIXED FUEL	01-220-520240	TOOLS & SUPPLIES - WTR R&R	130.56
HOME DEPOT CREDIT SERVIC...	01/22/2026	130936	UNIT #32/HITCH PINS, ABRAS...	01-230-520240	TOOLS & SUPPLIES - WTR MA...	14.42
HOME DEPOT CREDIT SERVIC...	01/22/2026	130936	UNIT #32/EVERBILT HOOKS	01-230-520240	TOOLS & SUPPLIES - WTR MA...	17.40
HOME DEPOT CREDIT SERVIC...	01/22/2026	130936	BLD E SPRAY NOZZLES	01-240-520240	TOOLS & SUPPLIES - WW MA...	19.94
HOME DEPOT CREDIT SERVIC...	01/22/2026	130936	BLD B, E/CLEANING CHEMIC...	01-240-520240	TOOLS & SUPPLIES - WW MA...	21.96
HOME DEPOT CREDIT SERVIC...	01/22/2026	130936	BLD E CLEANING SUPPLIES & ...	01-240-520240	TOOLS & SUPPLIES - WW MA...	247.77
HOME DEPOT CREDIT SERVIC...	01/22/2026	130936	BLD E - WATER HEATER INST...	01-260-510220	BUILDINGS & GROUNDS - BL...	121.84
HOME DEPOT CREDIT SERVIC...	01/22/2026	130936	TOILET EXTENSIONS/CAULK	01-260-520240	TOOLS & SUPPLIES - BLD/FLT...	26.82
HOME DEPOT CREDIT SERVIC...	01/22/2026	130936	SHOP-VEHICLE JUMP STARTER	01-260-520240	TOOLS & SUPPLIES - BLD/FLT...	199.00
HOME DEPOT CREDIT SERVIC...	01/22/2026	130936	SHOP TOOL - INFLATOR, FOR ...	01-260-520240	TOOLS & SUPPLIES - BLD/FLT...	229.30
HOME DEPOT CREDIT SERVIC...	01/22/2026	130936	INSPECTOR TOOLS	01-330-520240	TOOLS & SUPPLIES - BLUE ST...	119.91
HOME DEPOT CREDIT SERVIC...	01/22/2026	130936	BASEMENT REPAIRS	01-340-520920	INFRASTRUCTURE PURCHAS...	66.84
HOME DEPOT CREDIT SERVIC...	01/22/2026	130936	WELL #8/BREEZE	01-350-520210	REPAIR SUPPLIES - OPERATOR	193.14
HOME DEPOT CREDIT SERVIC...	01/22/2026	130936	BREEZE RESERVOIR	01-350-520210	REPAIR SUPPLIES - OPERATOR	204.98
HOME DEPOT CREDIT SERVIC...	01/22/2026	130936	BREEZE RESERVOIR	01-350-520210	REPAIR SUPPLIES - OPERATOR	35.63
HOME DEPOT CREDIT SERVIC...	01/22/2026	130936	UNIT #41/TOOLS	01-350-520240	TOOLS & SUPPLIES - OPERAT...	46.96
Vendor 2590 - HOME DEPOT CREDIT SERVICES Total:						7,101.27
Vendor: 2637 - INDUSTRIAL SAFETY EQUIPMENT, LLC.						
INDUSTRIAL SAFETY EQUIPM...	01/29/2026	130994	90 Day Jackets and Rain Gear	01-210-510490	SAFETY EXPENSE	59.40
Vendor 2637 - INDUSTRIAL SAFETY EQUIPMENT, LLC. Total:						59.40
Vendor: 2690 - INTERMOUNTAIN FUSE SUPPLY INC						
INTERMOUNTAIN FUSE SUPP...	01/22/2026	130962	BREEZE/Fuses for chlorination	01-360-510440	COMPUTER SUPPLIES/EQUI...	16.50
INTERMOUNTAIN FUSE SUPP...	01/29/2026	130995	East Reclamation	01-350-520210	REPAIR SUPPLIES - OPERATOR	137.78
INTERMOUNTAIN FUSE SUPP...	01/29/2026	130995	Switch for East Reclamation ...	01-350-520210	REPAIR SUPPLIES - OPERATOR	111.92
Vendor 2690 - INTERMOUNTAIN FUSE SUPPLY INC Total:						266.20
Vendor: 5378 - INTERMOUNTAIN TRAFFIC SAFETY, INC						
INTERMOUNTAIN TRAFFIC S...	01/29/2026	131006	Safety Cones - 28" cones for ...	01-210-510490	SAFETY EXPENSE	2,105.87
Vendor 5378 - INTERMOUNTAIN TRAFFIC SAFETY, INC Total:						2,105.87
Vendor: 2708 - INTERMOUNTAIN WORKMED SL						
INTERMOUNTAIN WORKMED..	01/22/2026	130937	EMP DOT RECERT	01-110-510520	PROFESSIONAL CONSULTING ..	73.00
Vendor 2708 - INTERMOUNTAIN WORKMED SL Total:						73.00

Paid Check Report

Payment Dates: 1/1/2026 - 1/31/2026

Vendor Name	Payment Date	Payment Number	Description (Item)	Account Number	Account Name	Amount
Vendor: 2772 - JOHNSON, KRISTY						
JOHNSON, KRISTY	01/30/2026	10559	SODA MACHINE, STATE OF D...	01-110-510430	GENERAL ADMINISTRATIVE	57.87
JOHNSON, KRISTY	01/30/2026	10559	SODA MACHINE, STATE OF D...	01-110-510430	GENERAL ADMINISTRATIVE	53.96
JOHNSON, KRISTY	01/30/2026	10559	SODA MACHINE, STATE OF D...	01-110-510436	GENERAL ADMINISTRATIVE -...	223.64
Vendor 2772 - JOHNSON, KRISTY Total:						335.47
Vendor: 2790 - JORDAN VALLEY WATER CONSERVANCY DISTRICT						
JORDAN VALLEY WATER CON...	01/22/2026	130939	DEC 2025 WATER DELIVERIES	01-350-530250	WATER SUPPLY EXPENSE	608,475.28
JORDAN VALLEY WATER CON...	01/22/2026	130940	DEC 2025 LABORATORY SERV...	01-231-530270	WATER TESTING FEES	429.00
Vendor 2790 - JORDAN VALLEY WATER CONSERVANCY DISTRICT Total:						608,904.28
Vendor: 2734 - J-U-B ENGINEERS, INC.						
J-U-B ENGINEERS, INC.	01/22/2026	130938	231: ANDERSON WTP - CONS...	01-340-520920	INFRASTRUCTURE PURCHAS...	16,183.50
J-U-B ENGINEERS, INC.	01/29/2026	130978	WELL NO. 4 SCOPING STUDY	01-340-510520	PROFESSIONAL CONSULTING ..	6,957.70
J-U-B ENGINEERS, INC.	01/29/2026	130978	WELL NO. 4 SCOPING STUDY	01-340-510520	PROFESSIONAL CONSULTING ..	1,848.90
J-U-B ENGINEERS, INC.	01/29/2026	130978	PLANT CANAL PUBLIC INVOL...	01-340-520920	INFRASTRUCTURE PURCHAS...	189.10
Vendor 2734 - J-U-B ENGINEERS, INC. Total:						25,179.20
Vendor: 2875 - KEMP, DUSTIN						
KEMP, DUSTIN	01/08/2026	10554	CDL/TANKER ENDORSEMENT	01-110-510430	GENERAL ADMINISTRATIVE	61.00
KEMP, DUSTIN	01/23/2026	10556	2026 BOOT REIMBURSEMENT	01-210-510490	SAFETY EXPENSE	150.00
Vendor 2875 - KEMP, DUSTIN Total:						211.00
Vendor: 2881 - KEN GARFF WEST VALLEY FORD						
KEN GARFF WEST VALLEY FO...	01/22/2026	130941	UNIT #21-FUEL PUMP	01-260-520210	REPAIR SUPPLIES - BLD/FLT ...	700.00
KEN GARFF WEST VALLEY FO...	01/22/2026	130941	UNIT #21-FUEL PUMP	01-260-520210	REPAIR SUPPLIES - BLD/FLT ...	767.55
KEN GARFF WEST VALLEY FO...	01/22/2026	130941	UNIT #9-ACCELERATOR PEDAS...	01-260-520210	REPAIR SUPPLIES - BLD/FLT ...	129.05
KEN GARFF WEST VALLEY FO...	01/22/2026	130941	UNIT #9-FAN CLUTCH ELECTR...	01-260-520210	REPAIR SUPPLIES - BLD/FLT ...	351.14
Vendor 2881 - KEN GARFF WEST VALLEY FORD Total:						1,947.74
Vendor: 2885 - KETCHUM, MICHELLE						
KETCHUM, MICHELLE	01/02/2026	10551	TEAM RECOGNITION/MILEA...	01-110-510430	GENERAL ADMINISTRATIVE	367.76
Vendor 2885 - KETCHUM, MICHELLE Total:						367.76
Vendor: 2908.1 - KUKER-RANKEN INC						
KUKER-RANKEN INC	01/29/2026	130996	Kuker Ranken Marking Paint	01-230-520210	REPAIR SUPPLIES - WTR MAI...	272.00
KUKER-RANKEN INC	01/29/2026	130996	Kuker Ranken Marking Paint	01-230-520210	REPAIR SUPPLIES - WTR MAI...	680.00
Vendor 2908.1 - KUKER-RANKEN INC Total:						952.00
Vendor: 2971 - LEGALSHIELD						
LEGALSHIELD	01/07/2026	130903	DEC 2025 LEGAL SHIELD ADJ-...	01-110-500170	LIFE/LTD/LTC INSURANCE - ...	0.10
LEGALSHIELD	01/07/2026	130903	DEC 2025 LEGAL SHIELD ADJ-...	01-240-500170	LIFE/LTD/LTC INSURANCE - ...	-2.62
LEGALSHIELD	01/07/2026	130903	DEC 2025 LEGAL SHIELD ADJ-...	01-350-500170	LIFE/LTD/LTC INSURANCE - O...	-1.48
LEGALSHIELD	01/07/2026	130903	LEGAL SHIELD PAYABLE	01-000-220610	LEGAL SHIELD PAYABLE	131.52
LEGALSHIELD	01/07/2026	130903	LEGAL SHIELD PAYABLE	01-000-220610	LEGAL SHIELD PAYABLE	135.62
Vendor 2971 - LEGALSHIELD Total:						263.14

Paid Check Report

Payment Dates: 1/1/2026 - 1/31/2026

Vendor Name	Payment Date	Payment Number	Description (Item)	Account Number	Account Name	Amount
Vendor: 3129 - MIDWEST HOSE & SPECIALTY, INC.						
MIDWEST HOSE & SPECIALTY,..	01/29/2026	130997	Air Hose Gaskets	01-220-520240	TOOLS & SUPPLIES - WTR R&R	9.70
						Vendor 3129 - MIDWEST HOSE & SPECIALTY, INC. Total:
Vendor: 3225 - MOUNTAIN WEST TRUCK CENTER						
MOUNTAIN WEST TRUCK CE...	01/29/2026	130998	Unit #10-Engine oil temp sen...	01-260-520210	REPAIR SUPPLIES - BLD/FLT ...	189.74
						Vendor 3225 - MOUNTAIN WEST TRUCK CENTER Total:
Vendor: 3210 - MOUNTAINLAND SUPPLY COMPANY						
MOUNTAINLAND SUPPLY C...	01/22/2026	130942	WASTEWATER SNOWBLOWE...	01-260-520210	REPAIR SUPPLIES - BLD/FLT ...	26.40
						Vendor 3210 - MOUNTAINLAND SUPPLY COMPANY Total:
Vendor: 3234 - MULVEY ENTERPRISES LLC						
MULVEY ENTERPRISES LLC	01/07/2026	130904	2025 PROF SRVCS-WELL 18,P...	01-340-510520	PROFESSIONAL CONSULTING ..	2,900.00
						Vendor 3234 - MULVEY ENTERPRISES LLC Total:
Vendor: 3242 - NARTEH, VICTOR N						
NARTEH, VICTOR N	01/23/2026	10557	MILEAGE, MEALS/UCEA CON...	01-340-510480	TRAINING & EDUCATION - E...	377.22
						Vendor 3242 - NARTEH, VICTOR N Total:
Vendor: 3272 - NELSON BROS CONSTRUCTION CO						
NELSON BROS CONSTRUCTI...	01/07/2026	130905	23I: ANDERSON WTP CONST...	01-340-520920	INFRASTRUCTURE PURCHAS...	757,752.46
NELSON BROS CONSTRUCTI...	01/07/2026	130905	RETENTION/23I - PMT NO 8	01-000-210110	ACCOUNTS PAYABLE - RETAI...	-37,887.62
NELSON BROS CONSTRUCTI...	01/22/2026	130943	23I: ANDERSON WTP CONST...	01-340-520920	INFRASTRUCTURE PURCHAS...	447,886.07
NELSON BROS CONSTRUCTI...	01/22/2026	130943	RETENTION/231 - PMT NO 9	01-000-210110	ACCOUNTS PAYABLE - RETAI...	-22,394.31
						Vendor 3272 - NELSON BROS CONSTRUCTION CO Total:
Vendor: 5478 - NEXT CONSTRUCTION						
NEXT CONSTRUCTION	01/22/2026	130954	NEXT CONSTRUCTION/FIRE ...	01-000-410500	INSPECTION FEES	450.00
						Vendor 5478 - NEXT CONSTRUCTION Total:
Vendor: 3375 - OCCUPATIONAL HEALTH CENTERS						
OCCUPATIONAL HEALTH CEN...	01/29/2026	130999	EMP POST ACCIDENT TESTING	01-110-510520	PROFESSIONAL CONSULTING ..	84.00
						Vendor 3375 - OCCUPATIONAL HEALTH CENTERS Total:
Vendor: 3481 - PITNEY BOWES RESERVE ACCOUNT						
PITNEY BOWES RESERVE AC...	01/29/2026	131000	POSTAGE MACHINE REFILL	01-130-510420	POSTAGE & MAILING	450.00
						Vendor 3481 - PITNEY BOWES RESERVE ACCOUNT Total:
Vendor: 3630 - RASMUSSEN EQUIPMENT						
RASMUSSEN EQUIPMENT	01/07/2026	130906	Lifting Chains for Service Tru...	01-220-520240	TOOLS & SUPPLIES - WTR R&R	2,471.00
						Vendor 3630 - RASMUSSEN EQUIPMENT Total:
Vendor: 3657 - READY MADE CONCRETE-Use Vendor #5481						
READY MADE CONCRETE-Use...	01/07/2026	DFT0002305	Cement for December Repairs	01-220-520210	REPAIR SUPPLIES - WTR R&R	1,718.00
READY MADE CONCRETE-Use...	01/07/2026	DFT0002305	Cement for December Repairs	01-220-520210	REPAIR SUPPLIES - WTR R&R	990.00
READY MADE CONCRETE-Use...	01/07/2026	DFT0002305	Cement for December Repairs	01-220-520210	REPAIR SUPPLIES - WTR R&R	372.00
READY MADE CONCRETE-Use...	01/07/2026	DFT0002305	Cement for December Repairs	01-220-520210	REPAIR SUPPLIES - WTR R&R	1,920.00
READY MADE CONCRETE-Use...	01/07/2026	DFT0002305	Cement for December Repairs	01-220-520210	REPAIR SUPPLIES - WTR R&R	3.88
						Vendor 3657 - READY MADE CONCRETE-Use Vendor #5481 Total:

Paid Check Report

Payment Dates: 1/1/2026 - 1/31/2026

Vendor Name	Payment Date	Payment Number	Description (Item)	Account Number	Account Name	Amount
Vendor: 3743 - ROCKY MOUNTAIN AIR SOLUTIONS						
ROCKY MOUNTAIN AIR SOLU...	01/07/2026	130907	Oxygen and Acetylene Bottle...	01-220-520240	TOOLS & SUPPLIES - WTR R&R	58.20
ROCKY MOUNTAIN AIR SOLU...	01/29/2026	131001	Cutting Torch Gas	01-230-520210	REPAIR SUPPLIES - WTR MAI...	166.17
Vendor 3743 - ROCKY MOUNTAIN AIR SOLUTIONS Total:						224.37
Vendor: 3747 - ROCKY MTN POWER						
ROCKY MTN POWER	01/29/2026	130979	DEC 2025 POWER	01-110-510460	UTILITIES - MGMT	3,830.64
ROCKY MTN POWER	01/29/2026	130979	DEC 2025 POWER	01-230-510460	UTILITIES - WTR	29,534.31
ROCKY MTN POWER	01/29/2026	130979	DEC 2025 POWER	01-240-510460	UTILITIES - WW	15,224.47
Vendor 3747 - ROCKY MTN POWER Total:						48,589.42
Vendor: 3749 - ROCKY MTN VALVES & AUTOMATION, INC.						
ROCKY MTN VALVES & AUT...	01/29/2026	131002	Breeze meter 80 refill vault v...	01-350-520210	REPAIR SUPPLIES - OPERATOR	68.00
Vendor 3749 - ROCKY MTN VALVES & AUTOMATION, INC. Total:						68.00
Vendor: 5412 - ROMAINE ELECTRIC CORPORATION						
ROMAINE ELECTRIC CORPOR...	01/22/2026	130971	Unit #46-Inverter installation	01-260-520210	REPAIR SUPPLIES - BLD/FLT ...	131.52
Vendor 5412 - ROMAINE ELECTRIC CORPORATION Total:						131.52
Vendor: 3850 - SALT LAKE CEMENT CUTTING						
SALT LAKE CEMENT CUTTING	01/07/2026	DFT0002306	Cement Cutting for Novembe...	01-220-520210	REPAIR SUPPLIES - WTR R&R	250.00
SALT LAKE CEMENT CUTTING	01/07/2026	DFT0002306	Cement Cutting for Novembe...	01-220-520210	REPAIR SUPPLIES - WTR R&R	250.00
SALT LAKE CEMENT CUTTING	01/07/2026	DFT0002306	Cement Cutting for Novembe...	01-220-520210	REPAIR SUPPLIES - WTR R&R	250.00
SALT LAKE CEMENT CUTTING	01/22/2026	DFT0002335	Cement Cutting for Decembe...	01-220-520210	REPAIR SUPPLIES - WTR R&R	250.00
SALT LAKE CEMENT CUTTING	01/22/2026	DFT0002335	Cement Cutting for Decembe...	01-220-520210	REPAIR SUPPLIES - WTR R&R	250.00
SALT LAKE CEMENT CUTTING	01/22/2026	DFT0002335	Cement Cutting for Decembe...	01-220-520210	REPAIR SUPPLIES - WTR R&R	250.00
SALT LAKE CEMENT CUTTING	01/22/2026	DFT0002335	Cement Cutting for Decembe...	01-220-520210	REPAIR SUPPLIES - WTR R&R	250.00
SALT LAKE CEMENT CUTTING	01/22/2026	DFT0002335	Cement Cutting for Decembe...	01-220-520210	REPAIR SUPPLIES - WTR R&R	1,800.00
SALT LAKE CEMENT CUTTING	01/22/2026	DFT0002335	Cement Cutting for Decembe...	01-220-520210	REPAIR SUPPLIES - WTR R&R	180.00
SALT LAKE CEMENT CUTTING	01/22/2026	DFT0002335	Cement Cutting for Decembe...	01-220-520210	REPAIR SUPPLIES - WTR R&R	200.00
Vendor 3850 - SALT LAKE CEMENT CUTTING Total:						3,930.00
Vendor: 3870 - SALT LAKE COUNTY TREASURER						
SALT LAKE COUNTY TREASUR...	01/22/2026	130944	2025 District Elections	01-110-510431	GENERAL ADMINISTRATIVE - ...	27,488.04
Vendor 3870 - SALT LAKE COUNTY TREASURER Total:						27,488.04
Vendor: 3890 - SALT LAKE VALLEY LANDFILL						
SALT LAKE VALLEY LANDFILL	01/07/2026	130908	LANDFILL FEES	01-220-520210	REPAIR SUPPLIES - WTR R&R	21.08
Vendor 3890 - SALT LAKE VALLEY LANDFILL Total:						21.08
Vendor: 5166 - SAMSARA INC.						
SAMSARA INC.	01/22/2026	130968	Vehicle Tracking Software Re...	01-360-510440	COMPUTER SUPPLIES/EQUI...	0.02
SAMSARA INC.	01/22/2026	130968	Vehicle Tracking Software Re...	01-360-510440	COMPUTER SUPPLIES/EQUI...	16,368.00
Vendor 5166 - SAMSARA INC. Total:						16,368.02
Vendor: 3950 - SELECTHEALTH						
SELECTHEALTH	01/29/2026	130980	AUG, SEP, DEC 25 HEALTH LIV..	01-110-510430	GENERAL ADMINISTRATIVE	249.80
Vendor 3950 - SELECTHEALTH Total:						249.80

Paid Check Report

Payment Dates: 1/1/2026 - 1/31/2026

Vendor Name	Payment Date	Payment Number	Description (Item)	Account Number	Account Name	Amount
Vendor: 4000 - SILVER SPUR CONSTRUCTION						
SILVER SPUR CONSTRUCTION	01/22/2026	130945	RETENTION/20A&20I - PMT ...	01-000-210110	ACCOUNTS PAYABLE - RETAI...	293,458.44
SILVER SPUR CONSTRUCTION	01/22/2026	130945	PMT 20-FINAL/20A&I Redwo...	01-340-520920	INFRASTRUCTURE PURCHAS...	20,951.27
SILVER SPUR CONSTRUCTION	01/22/2026	130945	PMT 20-FINAL/20A Redwood...	01-340-520920	INFRASTRUCTURE PURCHAS...	3,610.39
SILVER SPUR CONSTRUCTION	01/22/2026	130945	PMT 20-FINAL/20I Redwood ...	01-340-520920	INFRASTRUCTURE PURCHAS...	-30,000.00
SILVER SPUR CONSTRUCTION	01/22/2026	130945	PMT 20-FINAL/20I Redwood ...	01-340-520920	INFRASTRUCTURE PURCHAS...	32,550.00
SILVER SPUR CONSTRUCTION	01/29/2026	130981	WATERLINE CONSTRUCTION	01-340-520920	INFRASTRUCTURE PURCHAS...	20,117.00
SILVER SPUR CONSTRUCTION	01/29/2026	130981	RETENTION/23L - PMT NO 5	01-000-210110	ACCOUNTS PAYABLE - RETAI...	-1,005.85
Vendor 4000 - SILVER SPUR CONSTRUCTION Total:						339,681.25
Vendor: 5278 - SOUTHERN TIRE MART LLC						
SOUTHERN TIRE MART LLC	01/22/2026	130969	UNIT #102-NEW TIRES	01-260-520210	REPAIR SUPPLIES - BLD/FLT ...	2,418.00
Vendor 5278 - SOUTHERN TIRE MART LLC Total:						2,418.00
Vendor: 4238 - STEP SAVER INC						
STEP SAVER INC	01/22/2026	130946	Well #12/Salt	01-350-530260	WATER TREATMENT CHEMI...	916.62
Vendor 4238 - STEP SAVER INC Total:						916.62
Vendor: 4248 - STREAMLINE						
STREAMLINE	01/07/2026	130924	JAN 2026 WEBSITE HOSTING	01-360-510440	COMPUTER SUPPLIES/EQUI...	1,335.00
Vendor 4248 - STREAMLINE Total:						1,335.00
Vendor: 4281 - SUNRISE ENGINEERING, INC.						
SUNRISE ENGINEERING, INC.	01/22/2026	130947	25: PLEASANT VALLEY WWPS...	01-340-520920	INFRASTRUCTURE PURCHAS...	42,102.00
Vendor 4281 - SUNRISE ENGINEERING, INC. Total:						42,102.00
Vendor: 4320 - TAYLORSVILLE-BENNION IMP DISTRICT						
TAYLORSVILLE-BENNION IMP...	01/29/2026	131003	2025 PROPERTY TAX SHARIN...	01-110-510591	PAYMENTS TO OTHER GOV ...	9,124.56
Vendor 4320 - TAYLORSVILLE-BENNION IMP DISTRICT Total:						9,124.56
Vendor: 4350 - THE DATA CENTER						
THE DATA CENTER	01/22/2026	130948	Printing & Mailing	01-130-510420	POSTAGE & MAILING	2,504.01
THE DATA CENTER	01/22/2026	130948	Printing & Mailing	01-130-510420	POSTAGE & MAILING	10,363.10
Vendor 4350 - THE DATA CENTER Total:						12,867.11
Vendor: 5420 - THOMAS, CARSON						
THOMAS, CARSON	01/30/2026	10560	2026 BOOT REIMBURSEMENT	01-210-510490	SAFETY EXPENSE	150.00
Vendor 5420 - THOMAS, CARSON Total:						150.00
Vendor: 5409 - TIMMONS GROUP, INC.						
TIMMONS GROUP, INC.	01/22/2026	130952	25C UN GIS Implementation ...	01-340-520920	INFRASTRUCTURE PURCHAS...	8,951.04
Vendor 5409 - TIMMONS GROUP, INC. Total:						8,951.04
Vendor: 4479 - TYLER TECHNOLOGIES						
TYLER TECHNOLOGIES	01/07/2026	130909	2025 4TH QTR UTIL BILL NOT...	01-360-510470	TELEPHONE	1,028.60
Vendor 4479 - TYLER TECHNOLOGIES Total:						1,028.60
Vendor: 4545 - UNUM LIFE INSURANCE CO OF AMER						
UNUM LIFE INSURANCE CO ...	01/07/2026	130910	DEC 2025 LONG TERM CARE ...	01-140-500170	LIFE/LTD/LTC INSURANCE - ...	7.20
UNUM LIFE INSURANCE CO ...	01/07/2026	130910	DEC 2025 LONG TERM CARE ...	01-350-500170	LIFE/LTD/LTC INSURANCE - O...	-14.70

Paid Check Report

Payment Dates: 1/1/2026 - 1/31/2026

Vendor Name	Payment Date	Payment Number	Description (Item)	Account Number	Account Name	Amount
UNUM LIFE INSURANCE CO ...	01/07/2026	130910	LONG TERM CARE	01-000-220600	OTHER INSURANCE PAYABLE	118.20
UNUM LIFE INSURANCE CO ...	01/07/2026	130910	LONG TERM CARE	01-000-220600	OTHER INSURANCE PAYABLE	108.60
UNUM LIFE INSURANCE CO ...	01/07/2026	130911	DEC 2025 EMPLOYER LIFE AD...	01-110-500170	LIFE/LTD/LTC INSURANCE - ...	-0.15
UNUM LIFE INSURANCE CO ...	01/07/2026	130911	DEC 2025 EMPLOYER LIFE AD...	01-110-500170	LIFE/LTD/LTC INSURANCE - ...	0.14
UNUM LIFE INSURANCE CO ...	01/07/2026	130911	LIFE INSURANCE	01-000-220620	VOLUNTARY LIFE PAYABLE	2,248.92
UNUM LIFE INSURANCE CO ...	01/07/2026	130911	UNUM SHORT TERM DISABIL...	01-000-220620	VOLUNTARY LIFE PAYABLE	345.92
UNUM LIFE INSURANCE CO ...	01/07/2026	130911	VOL LIFE INSURANCE	01-000-220620	VOLUNTARY LIFE PAYABLE	523.19
UNUM LIFE INSURANCE CO ...	01/07/2026	130911	LIFE INSURANCE	01-000-220620	VOLUNTARY LIFE PAYABLE	2,286.61
UNUM LIFE INSURANCE CO ...	01/07/2026	130911	UNUM SHORT TERM DISABIL...	01-000-220620	VOLUNTARY LIFE PAYABLE	345.92
UNUM LIFE INSURANCE CO ...	01/07/2026	130911	VOL LIFE INSURANCE	01-000-220620	VOLUNTARY LIFE PAYABLE	428.15
UNUM LIFE INSURANCE CO ...	01/07/2026	130911	DEC 2025 SHORT TERM DIS ...	01-110-500170	LIFE/LTD/LTC INSURANCE - ...	0.08
UNUM LIFE INSURANCE CO ...	01/07/2026	130911	DEC 2025 VOL LIFE ADJ-ROU...	01-110-500170	LIFE/LTD/LTC INSURANCE - ...	0.18
UNUM LIFE INSURANCE CO ...	01/07/2026	130911	DEC 2025 VOL LIFE ADJ-EMP ...	01-220-500170	LIFE/LTD/LTC INSURANCE - ...	3.30
UNUM LIFE INSURANCE CO ...	01/07/2026	130911	DEC 2025 VOL LIFE ADJ-EMP ...	01-220-500170	LIFE/LTD/LTC INSURANCE - ...	12.00
UNUM LIFE INSURANCE CO ...	01/07/2026	130911	DEC 2025 VOL LIFE ADJ-EMP ...	01-230-500170	LIFE/LTD/LTC INSURANCE - ...	73.92
Vendor 4545 - UNUM LIFE INSURANCE CO OF AMER Total:						6,487.48

Vendor: 0001 - US TREASURY

US TREASURY	01/15/2026	DFT0002328	MEDICARE WITHHOLDING	01-000-230100	FEDERAL W/H & MEDICARE ...	7,505.72
US TREASURY	01/15/2026	DFT0002329	FEDERAL WITHHOLDING	01-000-230100	FEDERAL W/H & MEDICARE ...	20,794.51
US TREASURY	01/29/2026	DFT0002354	MEDICARE WITHHOLDING	01-000-230100	FEDERAL W/H & MEDICARE ...	7,422.74
US TREASURY	01/29/2026	DFT0002355	FEDERAL WITHHOLDING	01-000-230100	FEDERAL W/H & MEDICARE ...	20,716.77
Vendor 0001 - US TREASURY Total:						56,439.74

Vendor: 4590 - UTAH CORRECTIONAL INDUSTRIES

UTAH CORRECTIONAL INDUS...	01/07/2026	130912	ARCHES CONFERENCE ROOM...	01-130-510410	OFFICE SUPPLIES	3,095.00
Vendor 4590 - UTAH CORRECTIONAL INDUSTRIES Total:						3,095.00

Vendor: 4640 - UTAH RETIREMENT SYSTEMS

UTAH RETIREMENT SYSTEMS	01/22/2026	130963	EMP #54/FUTURE CREDIT PU...	01-220-500060	OTHER PAY - WTR R&R	183,225.50
UTAH RETIREMENT SYSTEMS	01/22/2026	130964	EMP #5/FUTURE CREDIT PUR...	01-330-500060	OTHER PAY - BLUE STKS/INS...	119,379.50
UTAH RETIREMENT SYSTEMS	01/15/2026	DFT0002308	TIER 2 DEFINED CONTRIBUTI...	01-000-220400	RETIREMENT CONTRIB PAYA...	1,446.93
UTAH RETIREMENT SYSTEMS	01/15/2026	DFT0002309	TIER 2 HYBRID CONTRIBUTI...	01-000-220400	RETIREMENT CONTRIB PAYA...	16,919.83
UTAH RETIREMENT SYSTEMS	01/15/2026	DFT0002310	457 CONTRIBUTION AMOUNT	01-000-220400	RETIREMENT CONTRIB PAYA...	200.00
UTAH RETIREMENT SYSTEMS	01/15/2026	DFT0002311	457 CONTRIB - BOARD	01-000-220400	RETIREMENT CONTRIB PAYA...	77.50
UTAH RETIREMENT SYSTEMS	01/15/2026	DFT0002312	457 CONTRIB - TIER 2	01-000-220400	RETIREMENT CONTRIB PAYA...	156.00
UTAH RETIREMENT SYSTEMS	01/15/2026	DFT0002315	401(K) \$ TIER 2 EMP CONTRIB	01-000-220400	RETIREMENT CONTRIB PAYA...	25.00
UTAH RETIREMENT SYSTEMS	01/15/2026	DFT0002316	401(K) CONTRIB - BOARD	01-000-220400	RETIREMENT CONTRIB PAYA...	77.50
UTAH RETIREMENT SYSTEMS	01/15/2026	DFT0002319	TIER 2 DC 401K	01-000-220400	RETIREMENT CONTRIB PAYA...	3,535.44
UTAH RETIREMENT SYSTEMS	01/15/2026	DFT0002323	401(K) LOAN PAYMENT	01-000-220400	RETIREMENT CONTRIB PAYA...	36.14
UTAH RETIREMENT SYSTEMS	01/15/2026	DFT0002324	TIER 2 ROTH IRA CONTRIB A...	01-000-220400	RETIREMENT CONTRIB PAYA...	375.00
UTAH RETIREMENT SYSTEMS	01/15/2026	DFT0002325	ROTH IRA CONTRIBUTION A...	01-000-220400	RETIREMENT CONTRIB PAYA...	710.00
UTAH RETIREMENT SYSTEMS	01/15/2026	DFT0002326	TIER 2 - 457 CONTRIB	01-000-220400	RETIREMENT CONTRIB PAYA...	105.00
UTAH RETIREMENT SYSTEMS	01/15/2026	DFT0002327	UT STATE RET CONTRIBUTION	01-000-220400	RETIREMENT CONTRIB PAYA...	17,901.53
UTAH RETIREMENT SYSTEMS	01/29/2026	DFT0002336	TIER 2 DEFINED CONTRIBUTI...	01-000-220400	RETIREMENT CONTRIB PAYA...	1,416.96
UTAH RETIREMENT SYSTEMS	01/29/2026	DFT0002337	TIER 2 HYBRID CONTRIBUTI...	01-000-220400	RETIREMENT CONTRIB PAYA...	16,585.22

Paid Check Report

Payment Dates: 1/1/2026 - 1/31/2026

Vendor Name	Payment Date	Payment Number	Description (Item)	Account Number	Account Name	Amount
UTAH RETIREMENT SYSTEMS	01/29/2026	DFT0002338	457 CONTRIBUTION AMOUNT	01-000-220400	RETIREMENT CONTRIB PAYA...	200.00
UTAH RETIREMENT SYSTEMS	01/29/2026	DFT0002339	457 CONTRIB - TIER 2	01-000-220400	RETIREMENT CONTRIB PAYA...	123.44
UTAH RETIREMENT SYSTEMS	01/29/2026	DFT0002342	401(K) \$ TIER 2 EMP CONTRIB	01-000-220400	RETIREMENT CONTRIB PAYA...	25.00
UTAH RETIREMENT SYSTEMS	01/29/2026	DFT0002345	TIER 2 DC 401K	01-000-220400	RETIREMENT CONTRIB PAYA...	3,441.22
UTAH RETIREMENT SYSTEMS	01/29/2026	DFT0002349	401(K) LOAN PAYMENT	01-000-220400	RETIREMENT CONTRIB PAYA...	36.14
UTAH RETIREMENT SYSTEMS	01/29/2026	DFT0002350	TIER 2 ROTH IRA CONTRIB A...	01-000-220400	RETIREMENT CONTRIB PAYA...	375.00
UTAH RETIREMENT SYSTEMS	01/29/2026	DFT0002351	ROTH IRA CONTRIBUTION A...	01-000-220400	RETIREMENT CONTRIB PAYA...	555.00
UTAH RETIREMENT SYSTEMS	01/29/2026	DFT0002352	TIER 2 - 457 CONTRIB	01-000-220400	RETIREMENT CONTRIB PAYA...	105.00
UTAH RETIREMENT SYSTEMS	01/29/2026	DFT0002353	UT STATE RET CONTRIBUTION	01-000-220400	RETIREMENT CONTRIB PAYA...	18,153.22
Vendor 4640 - UTAH RETIREMENT SYSTEMS Total:						385,187.07
Vendor: 4650 - UTAH STATE TAX COMMISSION						
UTAH STATE TAX COMMISSI...	01/15/2026	130926	STATE WITHHOLDING	01-000-230200	STATE W/H PAYABLE	10,512.72
UTAH STATE TAX COMMISSI...	01/15/2026	130926	STATE WITHHOLDING	01-000-230200	STATE W/H PAYABLE	10,158.95
UTAH STATE TAX COMMISSI...	01/15/2026	130926	STATE WITHHOLDING	01-000-230200	STATE W/H PAYABLE	10,640.73
Vendor 4650 - UTAH STATE TAX COMMISSION Total:						31,312.40
Vendor: 4668 - UTAH WATER CONSERVATION FORUM						
UTAH WATER CONSERVATIO...	01/29/2026	131004	2026 Membership	01-110-510433	GENERAL ADMINISTRATIVE - ...	50.00
Vendor 4668 - UTAH WATER CONSERVATION FORUM Total:						50.00
Vendor: 4693 - UTOPIA						
UTOPIA	01/07/2026	130925	JAN 2026 FIBER OPTICS	01-360-510470	TELEPHONE	1,882.00
Vendor 4693 - UTOPIA Total:						1,882.00
Vendor: 5136 - VANCON INC						
VANCON INC	01/22/2026	130950	25H East Rec & Decker North	01-340-520920	INFRASTRUCTURE PURCHAS...	40,530.00
VANCON INC	01/22/2026	130950	RETENTION/25H - PMT NO 3	01-000-210110	ACCOUNTS PAYABLE - RETAI...	-2,026.50
Vendor 5136 - VANCON INC Total:						38,503.50
Vendor: 4704 - VERIZON WIRELESS						
VERIZON WIRELESS	01/22/2026	DFT0002333	DEC 2025 WIRELESS SERVICES	01-360-510470	TELEPHONE	954.63
Vendor 4704 - VERIZON WIRELESS Total:						954.63
Vendor: 5332 - VIKING PAINTING LLC						
VIKING PAINTING LLC	01/07/2026	130917	RETENTION/23D-PMT NO 9-F...	01-000-210110	ACCOUNTS PAYABLE - RETAI...	54,125.50
VIKING PAINTING LLC	01/07/2026	130917	PMT 9-FINAL/23D: ACORD R...	01-340-520920	INFRASTRUCTURE PURCHAS...	1,215.47
Vendor 5332 - VIKING PAINTING LLC Total:						55,340.97
23D Acord Repair/Recoat Project Final Payment						
Vendor: 4698 - VLCM						
VLCM	01/22/2026	130965	Microsoft AI Licenses	01-360-510440	COMPUTER SUPPLIES/EQUI...	606.30
Vendor 4698 - VLCM Total:						606.30
Vendor: 5424 - VORTEX HOLDCO, LLC						
VORTEX HOLDCO, LLC	01/07/2026	130920	25E: SEWER REHABILITATION	01-340-520920	INFRASTRUCTURE PURCHAS...	933,482.00
VORTEX HOLDCO, LLC	01/29/2026	130984	VORTEX/FIRE HYDRANT REF...	01-000-430990	MISC INCOME	1,750.00
Vendor 5424 - VORTEX HOLDCO, LLC Total:						935,232.00
Vendor: 5178 - VOYA RETIREMENT INSURANCE AND ANNUITY COMPANY						
VOYA RETIREMENT INSURAN...	01/15/2026	DFT0002313	401(K) CONTRIBUTIONS	01-000-220400	RETIREMENT CONTRIB PAYA...	110.00

Paid Check Report

Payment Dates: 1/1/2026 - 1/31/2026

Vendor Name	Payment Date	Payment Number	Description (Item)	Account Number	Account Name	Amount
VOYA RETIREMENT INSURAN...	01/15/2026	DFT0002314	401(K) CONTRIBUTIONS	01-000-220400	RETIREMENT CONTRIB PAYA...	33,153.20
VOYA RETIREMENT INSURAN...	01/15/2026	DFT0002317	ROTH 401(K) CONTRIBUTIONS	01-000-220400	RETIREMENT CONTRIB PAYA...	110.00
VOYA RETIREMENT INSURAN...	01/15/2026	DFT0002318	ROTH 401(K) CONTRIBUTIONS	01-000-220400	RETIREMENT CONTRIB PAYA...	3,085.83
VOYA RETIREMENT INSURAN...	01/15/2026	DFT0002321	401(K) LOAN PAYMENT	01-000-220400	RETIREMENT CONTRIB PAYA...	989.23
VOYA RETIREMENT INSURAN...	01/15/2026	DFT0002322	401(K) LOAN PAYMENT	01-000-220400	RETIREMENT CONTRIB PAYA...	1,564.26
VOYA RETIREMENT INSURAN...	01/29/2026	DFT0002340	401(K) CONTRIBUTIONS	01-000-220400	RETIREMENT CONTRIB PAYA...	110.00
VOYA RETIREMENT INSURAN...	01/29/2026	DFT0002341	401(K) CONTRIBUTIONS	01-000-220400	RETIREMENT CONTRIB PAYA...	32,980.36
VOYA RETIREMENT INSURAN...	01/29/2026	DFT0002343	ROTH 401(K) CONTRIBUTIONS	01-000-220400	RETIREMENT CONTRIB PAYA...	110.00
VOYA RETIREMENT INSURAN...	01/29/2026	DFT0002344	ROTH 401(K) CONTRIBUTIONS	01-000-220400	RETIREMENT CONTRIB PAYA...	3,165.15
VOYA RETIREMENT INSURAN...	01/29/2026	DFT0002347	401(K) LOAN PAYMENT	01-000-220400	RETIREMENT CONTRIB PAYA...	989.23
VOYA RETIREMENT INSURAN...	01/29/2026	DFT0002348	401(K) LOAN PAYMENT	01-000-220400	RETIREMENT CONTRIB PAYA...	1,564.26
Vendor 5178 - VOYA RETIREMENT INSURANCE AND ANNUITY COMPANY Total:						77,931.52

Vendor: 4880 - WEST VALLEY CITY

WEST VALLEY CITY	01/22/2026	DFT0002334	DEC 2025 STRMWTR/ST LIGH...	01-110-510460	UTILITIES - MGMT	783.00
WEST VALLEY CITY	01/22/2026	DFT0002334	DEC 2025 STRMWTR/ST LIGH...	01-230-510460	UTILITIES - WTR	465.00
WEST VALLEY CITY	01/22/2026	DFT0002334	DEC 2025 STRMWTR/ST LIGH...	01-240-510460	UTILITIES - WW	200.10
Vendor 4880 - WEST VALLEY CITY Total:						1,448.10

Vendor: 4910 - WHEELER MACHINERY CO

WHEELER MACHINERY CO	01/07/2026	130914	Annual Generator Load Bank...	01-350-520210	REPAIR SUPPLIES - OPERATOR	1,805.43
WHEELER MACHINERY CO	01/07/2026	130914	Annual Generator Load Bank...	01-350-520210	REPAIR SUPPLIES - OPERATOR	1,083.22
WHEELER MACHINERY CO	01/07/2026	130914	Annual Generator Load Bank...	01-350-520210	REPAIR SUPPLIES - OPERATOR	919.06
WHEELER MACHINERY CO	01/07/2026	130914	Annual Generator Load Bank...	01-350-520210	REPAIR SUPPLIES - OPERATOR	1,814.34
WHEELER MACHINERY CO	01/07/2026	130914	Annual Generator Load Bank...	01-350-520210	REPAIR SUPPLIES - OPERATOR	919.06
WHEELER MACHINERY CO	01/07/2026	130914	Annual Generator Load Bank...	01-350-520210	REPAIR SUPPLIES - OPERATOR	2,219.19
WHEELER MACHINERY CO	01/07/2026	130914	Annual Generator Load Bank...	01-350-520210	REPAIR SUPPLIES - OPERATOR	1,221.19
WHEELER MACHINERY CO	01/07/2026	130914	Annual Generator Load Bank...	01-350-520210	REPAIR SUPPLIES - OPERATOR	919.06
WHEELER MACHINERY CO	01/07/2026	130914	Annual Generator Load Bank...	01-350-520210	REPAIR SUPPLIES - OPERATOR	980.30
WHEELER MACHINERY CO	01/07/2026	130914	Annual Generator Load Bank...	01-350-520210	REPAIR SUPPLIES - OPERATOR	1,448.91
WHEELER MACHINERY CO	01/22/2026	130949	Annual Generator Load Bank...	01-350-520210	REPAIR SUPPLIES - OPERATOR	-919.06
WHEELER MACHINERY CO	01/22/2026	130949	Annual Generator Load Bank...	01-350-520210	REPAIR SUPPLIES - OPERATOR	1,658.22
WHEELER MACHINERY CO	01/29/2026	131005	Unit #10-Mini X-Thumb bush...	01-260-520210	REPAIR SUPPLIES - BLD/FLT ...	67.12
Vendor 4910 - WHEELER MACHINERY CO Total:						14,136.04

Vendor: 4732 - XYLEM DEWATERING SOLUTIONS, INC.

XYLEM DEWATERING SOLUT...	01/07/2026	130913	WWPS - Office Sump Pump R...	01-350-520210	REPAIR SUPPLIES - OPERATOR	4,998.97
XYLEM DEWATERING SOLUT...	01/07/2026	130913	WWPS - Office Sump Pump R...	01-350-520210	REPAIR SUPPLIES - OPERATOR	422.41
XYLEM DEWATERING SOLUT...	01/07/2026	130913	WWPS - Office Sump Pump R...	01-350-520210	REPAIR SUPPLIES - OPERATOR	-422.41
Vendor 4732 - XYLEM DEWATERING SOLUTIONS, INC. Total:						4,998.97

Vendor: 5070 - ZIONS FIRST NATIONAL BANK

ZIONS FIRST NATIONAL BANK	01/22/2026	130966	Series 2021 Bond Payment	01-000-115820	SEW REV 2021-3249121	-1,304.41
ZIONS FIRST NATIONAL BANK	01/22/2026	130966	Series 2021 Bond Payment	01-000-250720	2021 BOND PAYABLE - DEQ	337,000.00
ZIONS FIRST NATIONAL BANK	01/22/2026	130966	Series 2021 Bond Payment	01-110-510540	BANKING & BONDING EXPEN...	250.00
ZIONS FIRST NATIONAL BANK	01/22/2026	130966	Series 2021 Bond Payment	01-110-510550	BOND INTEREST EXPENSE	37,320.00

Paid Check Report

Payment Dates: 1/1/2026 - 1/31/2026

Vendor Name	Payment Date	Payment Number	Description (Item)	Account Number	Account Name	Amount
ZIONS FIRST NATIONAL BANK	01/22/2026	130967	Series 2023B Semi-Annual Pa...	01-000-115823	ZIONS TRUST - SERIES 2023B -..	-7,296.29
ZIONS FIRST NATIONAL BANK	01/22/2026	130967	Series 2023B Semi-Annual Pa...	01-110-510540	BANKING & BONDING EXPEN...	250.00
ZIONS FIRST NATIONAL BANK	01/22/2026	130967	Series 2023B Semi-Annual Pa...	01-110-510550	BOND INTEREST EXPENSE	527,236.75
Vendor 5070 - ZIONS FIRST NATIONAL BANK Total:						893,456.05
Grand Total:						8,114,338.42

Report Summary

Fund Summary

Fund	Payment Amount
01 - GENERAL FUND	8,114,338.42
Grand Total:	8,114,338.42

Account Summary

Account Number	Account Name	Payment Amount
01-000-115820	SEW REV 2021-3249121	-1,304.41
01-000-115823	ZIONS TRUST - SERIES 20...	-7,296.29
01-000-210110	ACCOUNTS PAYABLE - R...	282,502.18
01-000-210150	AMEX/MC PAYABLE	5,793.98
01-000-220400	RETIREMENT CONTRIB P...	160,513.59
01-000-220500	HEALTH INSURANCE PA...	912.96
01-000-220501	DENTAL INSURANCE CLA...	6,430.10
01-000-220600	OTHER INSURANCE PAY...	226.80
01-000-220610	LEGAL SHIELD PAYABLE	267.14
01-000-220620	VOLUNTARY LIFE PAYAB...	6,178.71
01-000-220700	EMPLOYEE RESERVE - G...	2,499.99
01-000-220710	EMPLOYEE ACCRUED SA...	75.77
01-000-220900	CAFETERIA PLAN PAYAB...	25,468.40
01-000-230100	FEDERAL W/H & MEDIC...	56,439.74
01-000-230200	STATE W/H PAYABLE	31,312.40
01-000-250720	2021 BOND PAYABLE - D...	337,000.00
01-000-410300	ENGINEERING FEES	1,250.00
01-000-410500	INSPECTION FEES	450.00
01-000-430990	MISC INCOME	4,445.82
01-110-500130	HEALTH INSURANCE - M...	358.80
01-110-500170	LIFE/LTD/LTC INSURANC...	0.35
01-110-510430	GENERAL ADMINISTRAT...	13,452.07
01-110-510431	GENERAL ADMINISTRAT...	27,488.04
01-110-510433	GENERAL ADMINISTRAT...	50.00
01-110-510436	GENERAL ADMINISTRAT...	223.64
01-110-510460	UTILITIES - MGMT	7,620.91
01-110-510480	TRAINING & EDUCATION...	425.00
01-110-510500	LEGAL EXPENSE	2,553.00
01-110-510520	PROFESSIONAL CONSULT..	213.00
01-110-510530	PUBLIC RELATIONS/CON...	2,941.77
01-110-510540	BANKING & BONDING E...	680.00
01-110-510550	BOND INTEREST EXPENSE	564,556.75
01-110-510591	PAYMENTS TO OTHER G...	9,124.56
01-130-510220	BUILDINGS & GROUNDS -..	3,619.25
01-130-510410	OFFICE SUPPLIES	7,755.58

Payroll Taxes and Emp Benefits \$593,367.37

Series 2021 and 2023B Bond Principal and Interest Payments \$893,456.05

Account Summary

Account Number	Account Name	Payment Amount	
01-130-510420	POSTAGE & MAILING	13,317.11	
01-140-500170	LIFE/LTD/LTC INSURANC...	7.20	
01-140-510480	TRAINING & EDUCATION...	189.00	
01-140-520210	REPAIR SUPPLIES - METER	40,710.00	
01-210-510490	SAFETY EXPENSE	3,467.27	
01-220-500060	OTHER PAY - WTR R&R	183,225.50	
01-220-500170	LIFE/LTD/LTC INSURANC...	15.30	
01-220-520210	REPAIR SUPPLIES - WTR ...	53,580.14	
01-220-520240	TOOLS & SUPPLIES - WTR..	6,022.13	
01-230-500170	LIFE/LTD/LTC INSURANC...	73.92	
01-230-510460	UTILITIES - WTR	32,697.67	
01-230-520210	REPAIR SUPPLIES - WTR...	1,118.17	
01-230-520240	TOOLS & SUPPLIES - WTR..	31.82	
01-231-530270	WATER TESTING FEES	429.00	
01-240-500170	LIFE/LTD/LTC INSURANC...	-2.62	
01-240-510460	UTILITIES - WW	16,195.99	
01-240-520240	TOOLS & SUPPLIES - WW...	1,727.49	
01-260-510220	BUILDINGS & GROUNDS -..	421.84	
01-260-510910	MACHINERY & EQUIPM...	615,047.37	Fleet Equipment
01-260-520210	REPAIR SUPPLIES - BLD/F...	20,752.46	
01-260-520240	TOOLS & SUPPLIES - BLD...	1,054.66	
01-320-510480	TRAINING & EDUCATION...	681.69	
01-330-500060	OTHER PAY - BLUE STKS/...	119,379.50	
01-330-520240	TOOLS & SUPPLIES - BLU...	2,331.95	
01-340-510480	TRAINING & EDUCATION...	652.22	
01-340-510520	PROFESSIONAL CONSULT...	16,934.25	
01-340-520920	INFRASTRUCTURE PURC...	2,773,840.77	Infrastructure \$3,056,342.95
01-350-500170	LIFE/LTD/LTC INSURANC...	-16.18	
01-350-520210	REPAIR SUPPLIES - OPER...	24,286.05	
01-350-520240	TOOLS & SUPPLIES - OPE...	46.96	
01-350-530250	WATER SUPPLY EXPENSE	608,475.28	Jordan Valley Water
01-350-530260	WATER TREATMENT CH...	916.62	
01-360-510220	BUILDINGS & GROUNDS -..	300.00	
01-360-510440	COMPUTER SUPPLIES/E...	72,580.75	
01-360-510470	TELEPHONE	4,419.23	
01-400-580310	FACILITY OPERATION - C...	770,307.87	
01-400-580320	PROJECT BETTERMENTS-...	421,423.51	
01-400-580340	PRETREATMENT FIELD - ...	34,829.73	Central Valley Water \$1,945,198.31
01-400-580350	LABORATORY - C.V.	32,107.42	
01-400-580380	CVW DEBT SERVICE	686,529.78	
	Grand Total:	8,114,338.42	

Project Account Summary

Project Account Key	Payment Amount	
None	5,340,497.65	
20ACONSTRUCTION	3,610.39	
20ICHANGEORDERS	20,951.27	
20ICONSTMGMT	5,943.75	
20ICONSTRUCTION	2,550.00	
21FCONTRACT	18,494.42	
23DCONSTRUCTION	1,215.47	
23ICONSTMGMT	16,183.50	
23ICONSTR	1,236,683.06	
23LCONSTRUCTION PH3	20,117.00	
25ADESIGN	42,102.00	
25CGISCONTRACT	8,951.04	
25ECONSTRUCTION	933,482.00	
25HCONSTMGMT	5,318.25	
25HCONSTRUCTION	40,530.00	
25KCONSTMGMT	2,861.50	
25LDESIGN	9,717.50	
25MCONSTRUCTION	35,349.68	
25SCHANGEOORDERS	20,189.00	
25SCONSTRUCTION	336,000.00	
25TCONSTMGMT	3,244.25	
25TCONSTMGMTAMEND	10,090.75	
25VCONSTR	66.84	
25XPI	189.10	
Grand Total:	8,114,338.42	% of Total
Infrastructure	\$ 3,056,342.95	38%
Central Valley Water	\$ 1,945,198.31	24%
Series 2021 & 2023 Princ/Int Pymt	\$ 893,456.05	11%
Fleet Equipment	\$ 615,047.37	8%
Jordan Valley Water	\$ 608,475.28	7%
Payroll Taxes and Employee Benefits	\$ 593,367.37	7%
Other	\$ 402,451.09	5%



Granger-Hunter Improvement District

Bank Transaction Report Transaction Detail

Issued Date Range: 01/01/2026 - 01/31/2026

Cleared Date Range: -

Issued Date	Number	Description	Module	Type	Amount
Bank Account: 01-000-110100 - CASH - GENERAL CHECKING					
01/15/2026	EFT0000114	Payroll EFT	Payroll	EFT	-206,773.26
01/29/2026	EFT0000116	Payroll EFT	Payroll	EFT	-203,893.20
Bank Account 01-000-110100 Total: (2)					-410,666.46
Report Total: (2)					-410,666.46



Granger-Hunter Improvement District

Bank Transaction Report Transaction Detail

Issued Date Range: 01/01/2026 - 01/31/2026

Cleared Date Range: -

Issued Date	Number	Description	Module	Type	Amount
Bank Account: 01-000-110100 - CASH - GENERAL CHECKING					
01/06/2026	35483	Reverse Refund Check Dorothy Rosenquist	Utility Billing	Check Reversal	91.37
01/08/2026	35484	Ramon A Armendasiz	Utility Billing	Check	-66.60
01/08/2026	35485	York Renovation & Development LLC	Utility Billing	Check	-56.78
01/08/2026	35486	Good Neighbor Homes LLC	Utility Billing	Check	-345.47
01/08/2026	35487	Leialoha Selita Susuga	Utility Billing	Check	-216.95
01/08/2026	35488	Laura Hoffens	Utility Billing	Check	-153.20
01/08/2026	35489	Quick Fix Housing Relief LLC	Utility Billing	Check	-289.69
01/08/2026	35490	Travis Matthews	Utility Billing	Check	-223.21
01/08/2026	35491	Kathleen S Rafferty	Utility Billing	Check	-170.33
01/08/2026	35492	Jess Barruetabena	Utility Billing	Check	-112.78
01/08/2026	35493	Chris Nguyen	Utility Billing	Check	-213.46
01/08/2026	35494	Miriam A Vroman	Utility Billing	Check	-128.67
01/08/2026	35495	Omar Ordonez	Utility Billing	Check	-122.58
01/08/2026	35496	New Life Center Upc	Utility Billing	Check	-713.84
01/08/2026	35497	Robin Lawrence	Utility Billing	Check	-242.98
01/08/2026	35498	Mark Heckle	Utility Billing	Check	-175.00
01/08/2026	35499	Leon O Wiswell	Utility Billing	Check	-43.99
01/08/2026	35500	Carol Wilder	Utility Billing	Check	-170.41
01/08/2026	35501	T Rogers	Utility Billing	Check	-144.06
01/08/2026	35502	Gerardo Sandoval-Garcia	Utility Billing	Check	-136.19
01/08/2026	35503	Kristi Hardcastle	Utility Billing	Check	-101.32
01/08/2026	35504	Mayra Aleman	Utility Billing	Check	-41.13
01/08/2026	35505	Nicole Swensen	Utility Billing	Check	-87.86
01/08/2026	35506	Cindy Ranae Nunn Bitner	Utility Billing	Check	-1,300.76
01/08/2026	35507	Dorothy Rosenquist	Utility Billing	Check	-91.37
01/14/2026	35488	Reverse Refund Check Laura Hoffens	Utility Billing	Check Reversal	153.20
01/22/2026	35508	Freddy Alcalá	Utility Billing	Check	-71.61
01/22/2026	35509	William Andersen	Utility Billing	Check	-66.29
01/22/2026	35510	Brad Taylor	Utility Billing	Check	-113.53
01/22/2026	35511	Denise Bell	Utility Billing	Check	-34.81
01/22/2026	35512	Taggart Strickland	Utility Billing	Check	-102.34
01/22/2026	35513	Anita Erickson	Utility Billing	Check	-190.36
01/22/2026	35514	Uyen Phuong	Utility Billing	Check	-339.84
01/22/2026	35515	Joel Verrill	Utility Billing	Check	-57.22
01/22/2026	35516	Roslyn Maxwell	Utility Billing	Check	-62.21
01/22/2026	35517	Claudio Carvalho	Utility Billing	Check	-134.92

Bank Transaction Report

Issued Date Range: -

Issued

Date	Number	Description	Module	Type	Amount
01/22/2026	35518	Mackenzie Miller	Utility Billing	Check	-87.84
01/22/2026	35519	Ember Brown	Utility Billing	Check	-180.00
01/22/2026	35520	Laura Hoffens	Utility Billing	Check	-153.20
01/22/2026	35521	Lawrence Anderson	Utility Billing	Check	-116.21
01/22/2026	35522	Binh Nguyen	Utility Billing	Check	-189.73
01/22/2026	35523	Darolin White	Utility Billing	Check	-23.44
01/22/2026	35524	Fix And Flip Dream Homes LLC	Utility Billing	Check	-188.92
01/22/2026	35525	Johansen Famiy Trust	Utility Billing	Check	-225.04
01/26/2026	35439	Reverse Refund Check Angela Stone	Utility Billing	Check Reversal	270.38
01/27/2026	35482	Reverse Refund Check Jana Johnson	Utility Billing	Check Reversal	296.04
01/29/2026	35526	Angie Jensen	Utility Billing	Check	-280.71
01/29/2026	35527	Pamela Erickson	Utility Billing	Check	-71.81
01/29/2026	35528	Rick Ahlstrom	Utility Billing	Check	-119.36
01/29/2026	35529	Virginia H Nuttall	Utility Billing	Check	-425.00
01/29/2026	35530	David Villatoro	Utility Billing	Check	-114.22
01/29/2026	35531	Dayana Arellano	Utility Billing	Check	-75.77
01/29/2026	35532	Luis Morales	Utility Billing	Check	-113.57
01/29/2026	35533	Richard L Johnson	Utility Billing	Check	-119.87
01/29/2026	35534	Samir Ceribasic	Utility Billing	Check	-67.62
01/29/2026	35535	Inoel Donan	Utility Billing	Check	-158.30
01/29/2026	35536	Richard Peterson	Utility Billing	Check	-92.98
01/29/2026	35537	Shirley Rubow	Utility Billing	Check	-175.00
01/29/2026	35538	Angela Stone	Utility Billing	Check	-270.38
01/29/2026	35539	James Sandford	Utility Billing	Check	-180.46
01/29/2026	35540	Pineview Inc	Utility Billing	Check	-77.40
01/29/2026	35541	Paul Lankford	Utility Billing	Check	-85.19
01/29/2026	35542	Zions Bank	Utility Billing	Check	-42.28
01/29/2026	35543	Jana Johnson	Utility Billing	Check	-296.04
Bank Account 01-000-110100 Total: (64)					-9,641.11
Report Total: (64)					-9,641.11



GRANGER-HUNTER
IMPROVEMENT DISTRICT

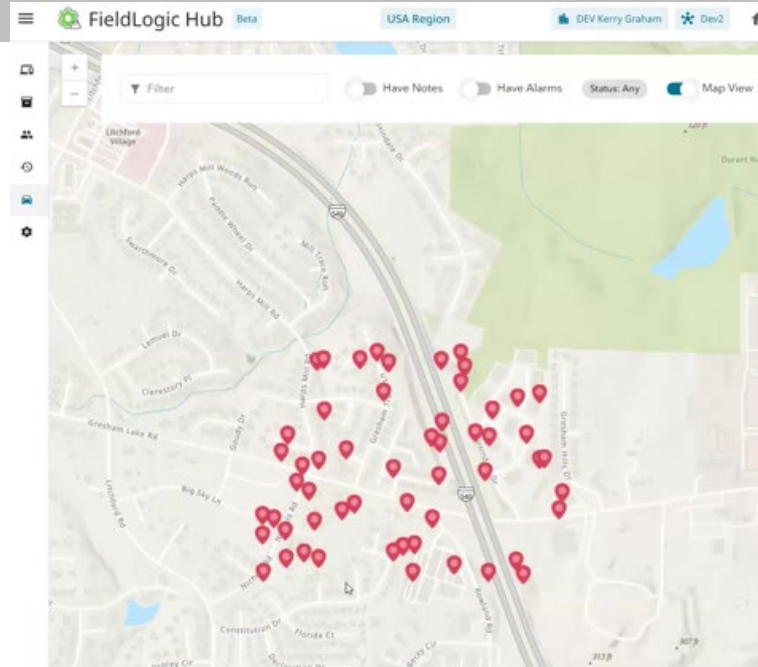
ADMINISTRATIVE SERVICES UPDATE



Administrative Services

Sensus FieldLogic FlexRead

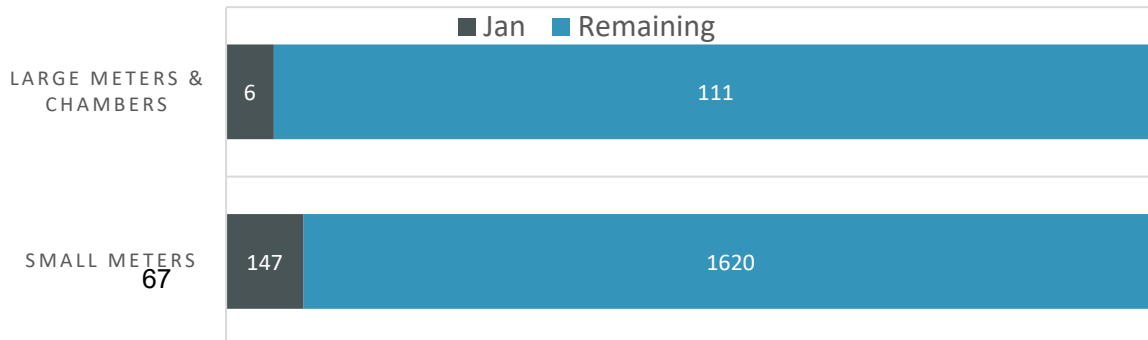
The Meter Department has transitioned from Sensus AutoRead to FlexRead, a new cloud-based meter reading platform. This upgrade significantly improves efficiency through optimized route mapping, faster field operations, and increased read rates. FlexRead eliminates the need for manual USB uploads by allowing reading data to be exported quickly and securely through the cloud. Overall, this transition simplifies the reading process, improves reliability, and enhances operational efficiency.



Meter Division Work Orders



NEW METERS INSTALLED YEAR TO DATE



January Meter Division Results

- 695 work orders completed
- 365 proactive work orders, including:
 - 45 new move-in door notices
 - 69 large meter inspections
 - 79 delinquent door notices
 - 89 stale meter investigations prior to reading
- 298 reactive work orders, including:
 - 88 checks for stopped meters
- 32 Leak checks - assisting customers locate leaks on their system

Administrative Services




GHID will once again combine our grass seed distribution event with a LocalScapes class to educate customers on effective landscaping using drought-tolerant grass seed. Due to high demand, two back-to-back classes will be offered providing more convenient attendance options for our customers:

- **Monday, March 16 at 5:30 p.m.**
- **Tuesday, March 17 at 10:00 a.m.**

A new QR code on paper bills makes it easier for customers to manage their accounts online, pay through XBP, enroll in AutoPay, and go paperless.


68



GRANGER-HUNTER
IMPROVEMENT DISTRICT

GRANGER-HUNTER IMPROVEMENT DISTRICT
2888 South 3600 West
West Valley City, UT, 84119
Phone: 801.968.3551 • Fax: 801.968.5467 • www.ghid.gov

Office Hours
Monday-Thursday 8:00 AM - 6:00 PM
Closed Fridays, Weekends & Holidays



Scan the QR code for convenient online account access and bill payment.

ACCOUNT NUMBER	NAME	SERVICE LOCATION	STATEMENT DATE	DUE DATE





GRANGER-HUNTER
IMPROVEMENT DISTRICT

WATER MAINTENANCE UPDATE



Water Systems Update

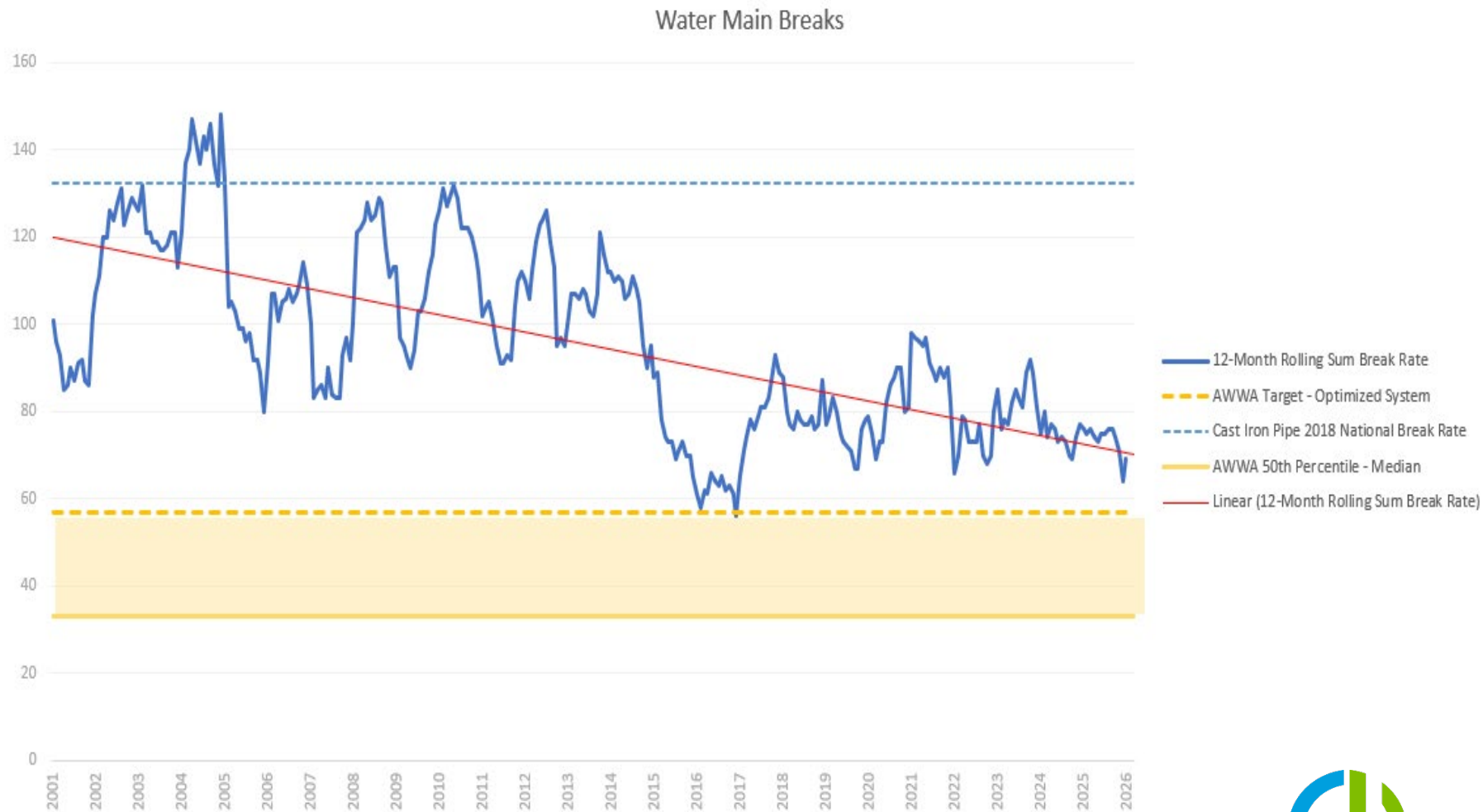
2026 Data:

- 11 Breaks In January
- 11 Breaks Year-to-Date
- 2.89 Breaks Per 100 Miles of Pipe Year to Date
- 83 Percent Increase From Previous Year to Date Breaks

Long-Term Break Rate Target

Development Considerations:

- Level of Service Targets / Disruption of Service Rates
- Water Quality Impacts
- Water Rate Impacts
- Claim Exposure
- System Reliability

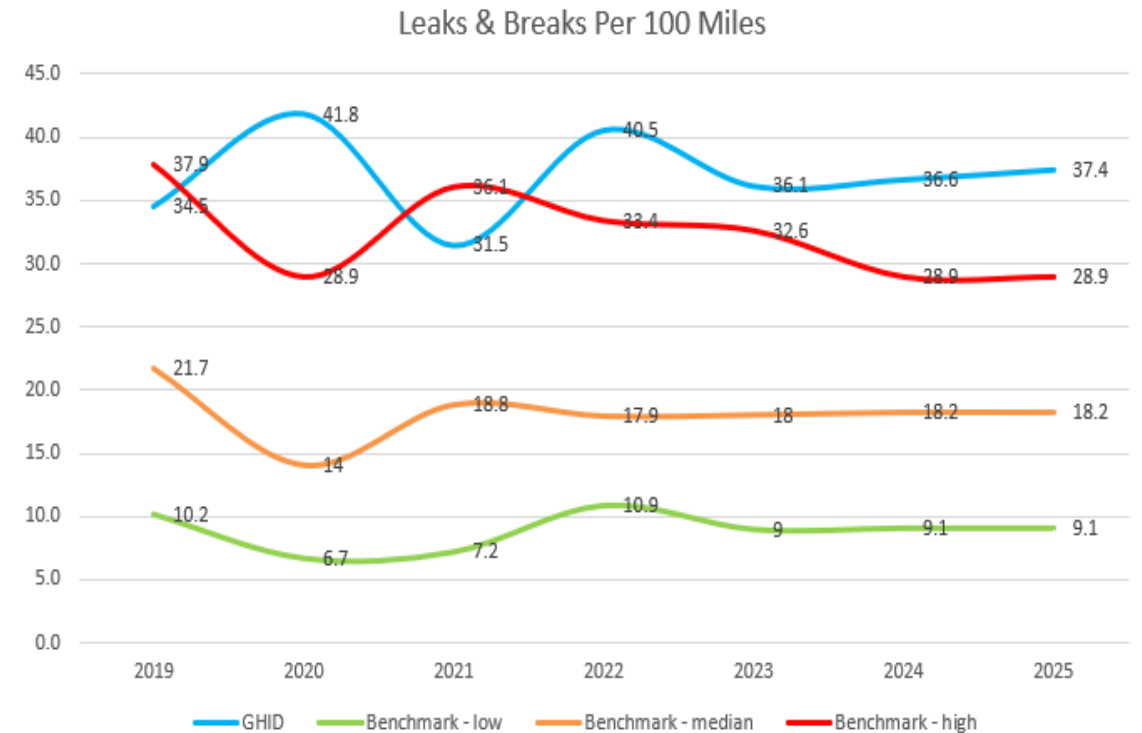


Water Breaks and Leaks

Breaks & Leaks Combined Totals															
GHID Breaks					GHID Leaks					Total Ruptures					
2022	2023	2024	2025	2026	Year	2022	2023	2024	2025	2026	2022	2023	2024	2025	2026
11	2	7	6	11	January	7	2	2	7	5	18	4	9	13	16
11	13	7	8		February	2	5	5	0		13	18	12	8	
3	2	5	3		March	2	3	6	4		5	5	11	7	
1	6	5	4		April	3	2	1	3		4	8	6	7	
3	7	3	5		May	12	9	3	8		15	16	6	13	
5	3	4	4		June	4	3	7	14		9	6	11	18	
8	6	5	6		July	6	4	6	9		14	10	11	15	
1	9	6	6		August	11	10	11	4		12	19	17	10	
2	5	4	2		September	6	12	8	7		8	17	12	9	
9	6	11	8		October	12	4	7	7		21	10	18	15	
17	9	12	5		November	4	6	7	7		21	15	19	12	
14	8	7	12		December	3	4	3	6		17	12	10	18	
11	2	7	6	11	Totals to Date	7	2	2	7	5	18	4	9	13	16
85	76	76	69	11	Annual Totals	72	64	66	76	5	157	140	142	145	16
	-82%	+250%	-14%	+83%			-71%	+0%	+250%	-29%		-78%	+125%	+44%	+23.1%
	% Change from Prior Year					% Change from Prior Year					% Change from Prior Year				

Waterline breaks and leaks totaled 16 in the month of January 2026. Of the 16 breaks and leaks, 11 were water line breaks and 5 were water service line failures. Total water loss from January leaks and breaks is estimated to be about 1,382,029 gallons.

Seven-Year Average Trends

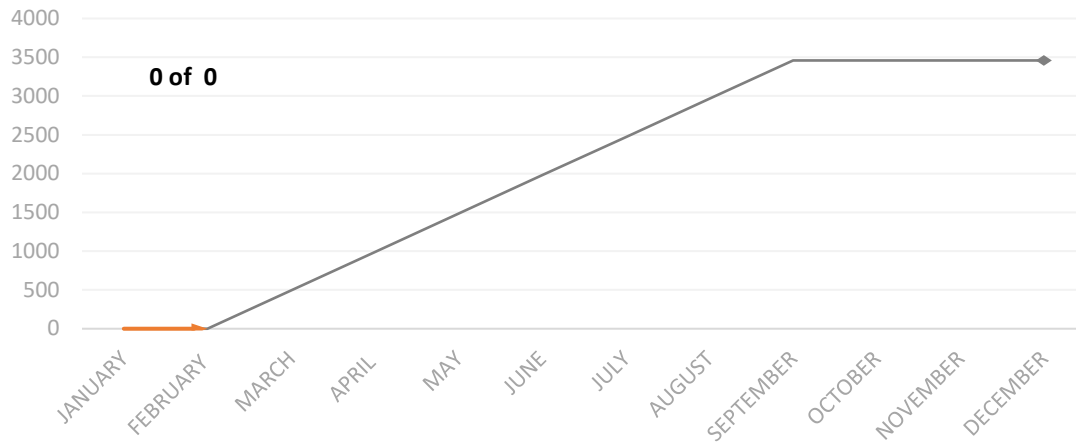


The District's total ruptures per 100 miles, Seven-Year Trend, compared to the AWWA benchmarking Data. GHID is still above the trending benchmarking data, which is current up to 2024.

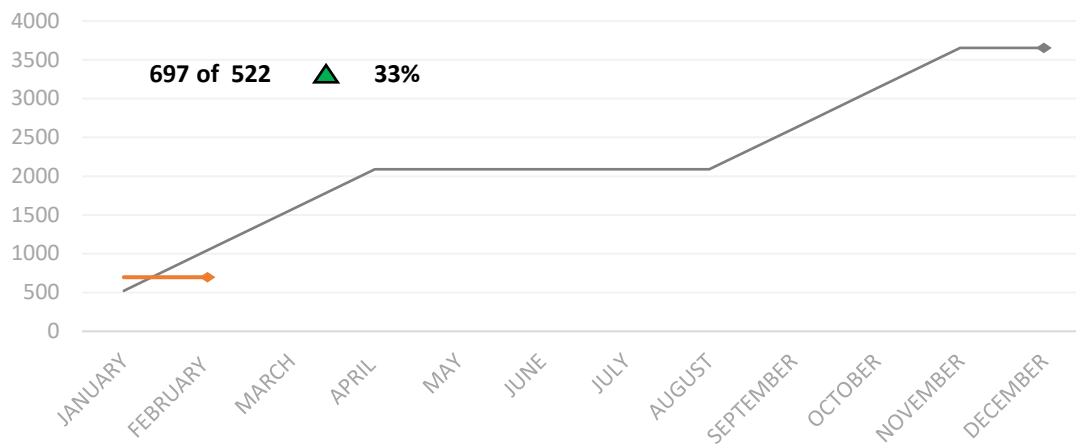


Water Systems Update

Planned Fire Hydrant Maintenance



Planned Valve Maintenance

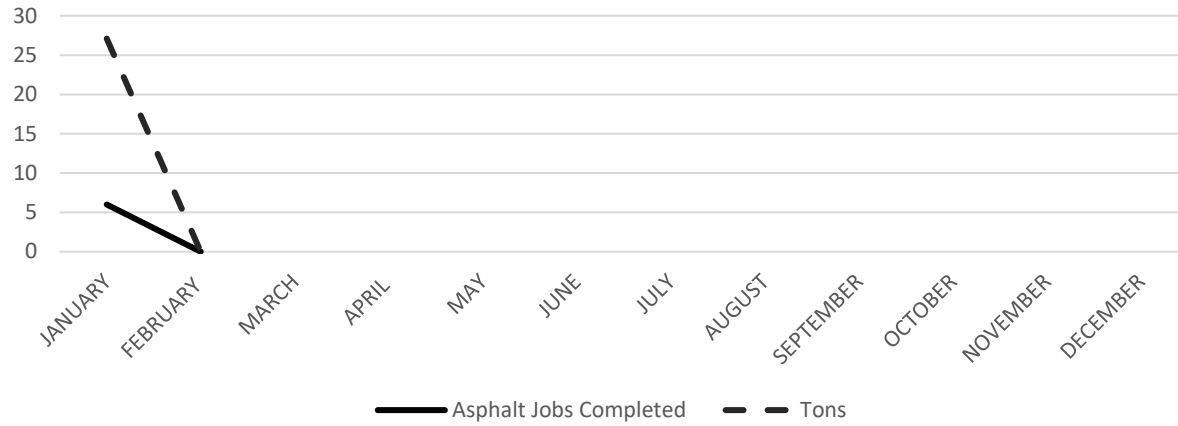


2026 Data:

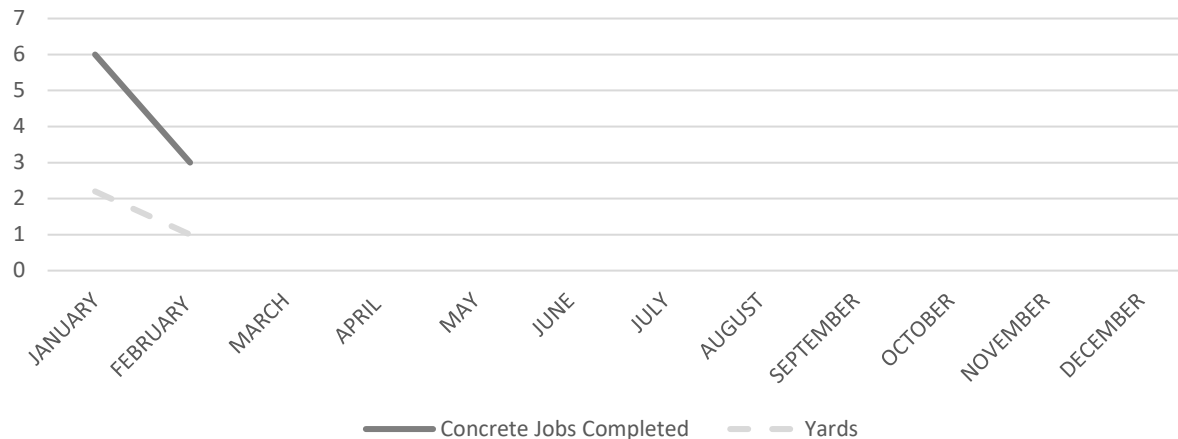
- 0 Fire hydrant inspections have been completed to date. Crews will start working on fire hydrant inspections in March.
- Crews completed 8 fire hydrant work orders in January. To date, crews have completed 8 work orders. Currently, there are 49 open fire hydrant work orders.
- 697 planned valve maintenance inspections have been completed to date.
- Crews completed 2 valve repair work orders in January. To date, crews have completed 2 work orders. Currently, there are 128 open valve work orders.

Water Systems Update

Ashpalt Jobs Completed



Concrete Jobs Completed

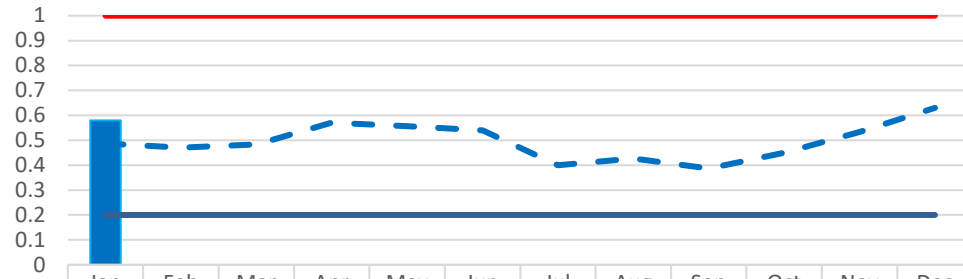


2026 Data:

- 6 asphalt jobs were completed in January, totaling 27.1 tons. To date, crews have completed 6 asphalt jobs, totaling 27.1 tons. Currently, there are 24 open asphalt jobs.
- 6 concrete jobs were completed in January, totaling 2.2 yards of concrete. To date, crews have completed 6 concrete jobs, totaling 2.2 yards of concrete. Currently, there are 37 open concrete jobs.
- 0 sod jobs were completed in January. There are currently 40 open sod jobs.
- 5 Miscellaneous remediation jobs were completed in January. Currently, there are 4 open Miscellaneous jobs.

Water Systems Update

Chlorine Residuals (mg/L)

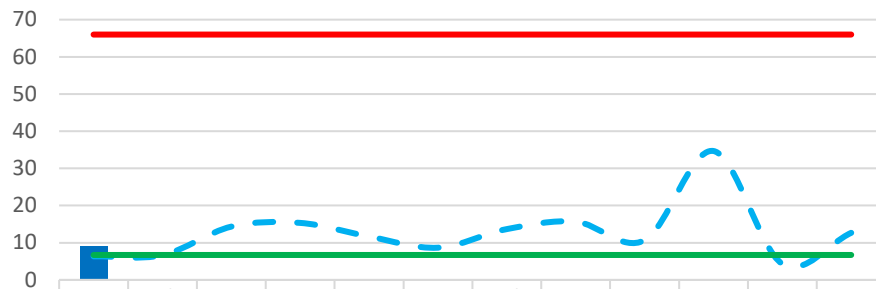


	Jan	Feb	Mar	Apr	May	Jun	Jul	Aug	Sep	Oct	Nov	Dec
Chlorine 2026	0.58											
Chlorine 3-yr Avg.	0.49	0.47	0.48	0.57	0.56	0.54	0.40	0.43	0.39	0.45	0.53	0.63
Chlorine Min.	0.2	0.2	0.2	0.2	0.2	0.2	0.2	0.2	0.2	0.2	0.2	0.2
Chlorine Max	1	1	1	1	1	1	1	1	1	1	1	1

2026 Data:

- The District had 9 water quality complaints in the month of January.
- Free Chlorine monthly average for January was 0.58 mg/L.

Water Quality Customer Complaints



	Jan	Feb	Mar	Apr	May	Jun	Jul	Aug	Sep	Oct	Nov	Dec
Water Quality Complaints	9											
WQ 3-YR AVG.	6	7	14	15	12	9	14	16	11	35	4	13
25% AWWA Benchmark	7	7	7	7	7	7	7	7	7	7	7	7
75% AWWA Benchmark	66	66	66	66	66	66	66	66	66	66	66	66

Water Maintenance Update

Water Works Parts Award Recommendation

Purchase Description: The District intends to purchase waterworks parts for our 26A Scottsdale Waterline Replacement Project (Internal Project).

Bid Summary: The District solicited bids for waterworks parts through Bonfire and received bids from the following two (2) entities, in line with our requested specifications:

- | | |
|--------------------------------|--------------|
| 1) Ferguson Waterworks | \$438,529.00 |
| 2) Mountainland Supply Company | \$438,595.35 |

Bid Details:

In accordance with the State of Utah and UASD guidelines, the low-bid procurement process was conducted to ensure best value for the District through a comparison of multiple vendor bids meeting the established minimum specifications. One additional bid was submitted but was deemed non-responsive and disqualified for failing to quote the pipe materials specified in the bid documents.

Approval Requested: Consider approval for waterworks parts from Ferguson Waterworks for the District's 26A Scottsdale Waterline Replacement Project in the amount of \$438,529.00.





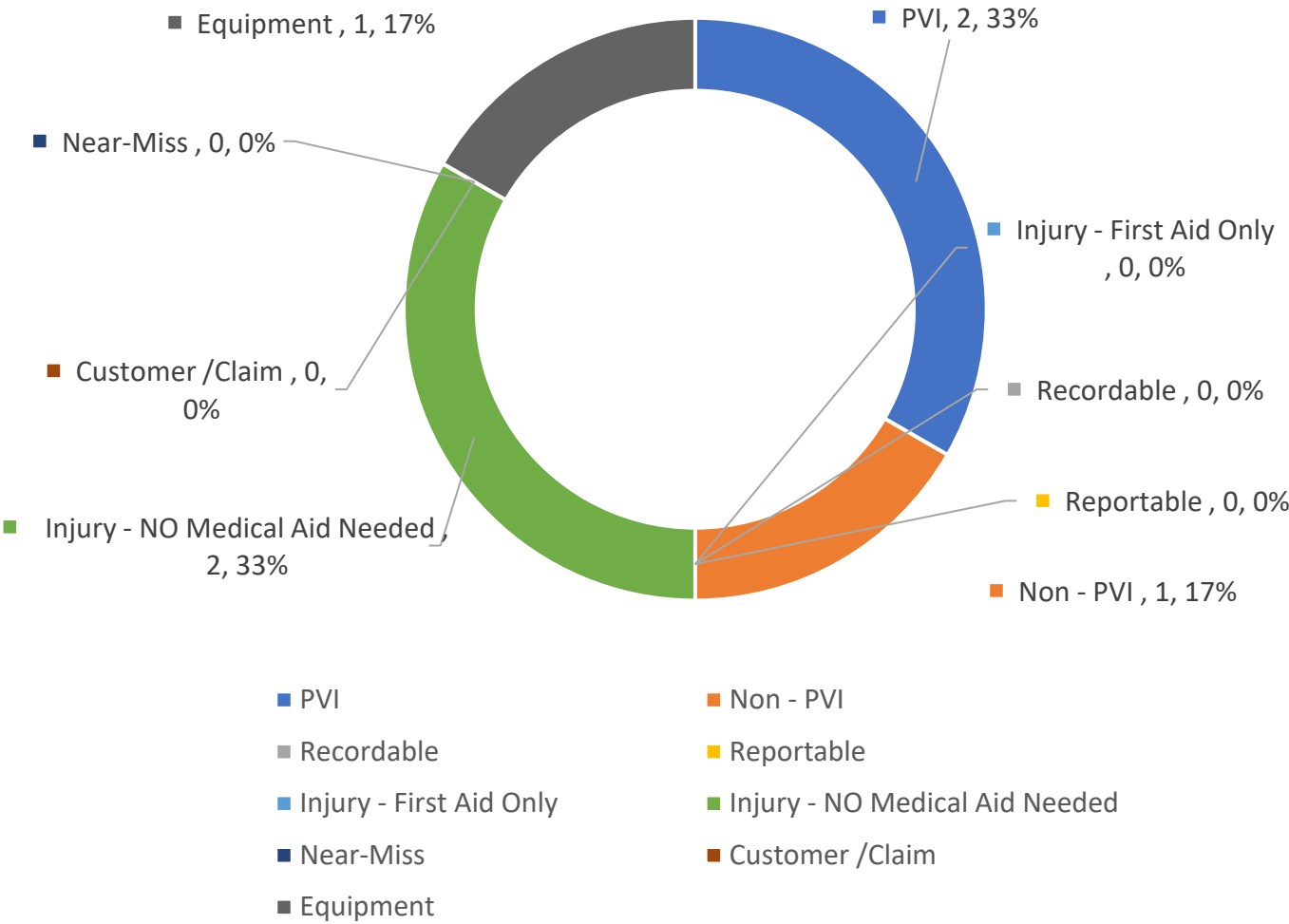
GRANGER-HUNTER
IMPROVEMENT DISTRICT

WASTEWATER MAINTENANCE UPDATE



January Safety Update

Incidents – January 2026



Safety Update – January 2026

- Preventable Vehicle Incidents: 2
- Non-Preventable Vehicle Incidents: 1
- Customer Incidents/Claims: 0
- Equipment: 1
- Near-Misses: 0
- Injuries:
 - Recordable: 0
 - Reportable: 0
 - First Aid Only: 0
 - Injury – No Medical Aid needed: 2

Total Incidents: 6



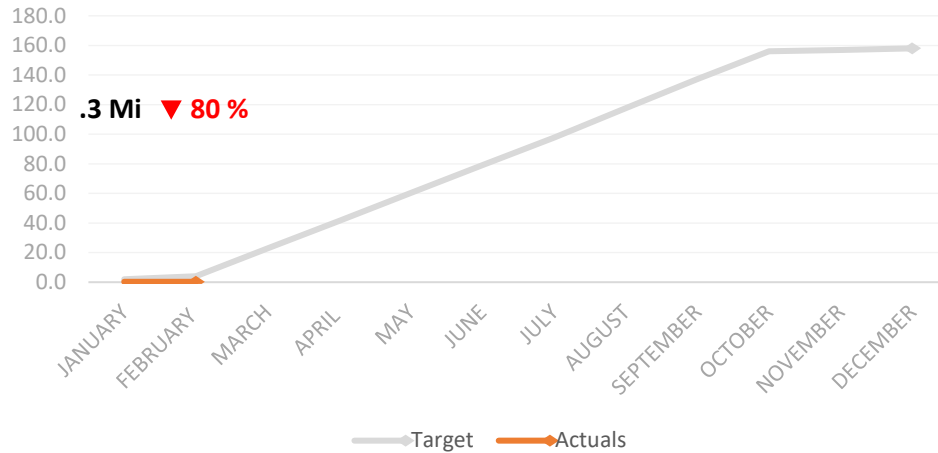


Safety

On February 4th, Granger-Hunter employees met with West Valley City Fire Department officials to work on interoperability of communication systems in the event of an emergency. WVCFD provided a tour of their mobile communications vehicle and explained its capabilities and how it is used. This vehicle is often deployed throughout the state providing support to other government agencies. This meeting was extremely valuable not only for communications but our continued relationship with our community partners.

Wastewater Maintenance Update

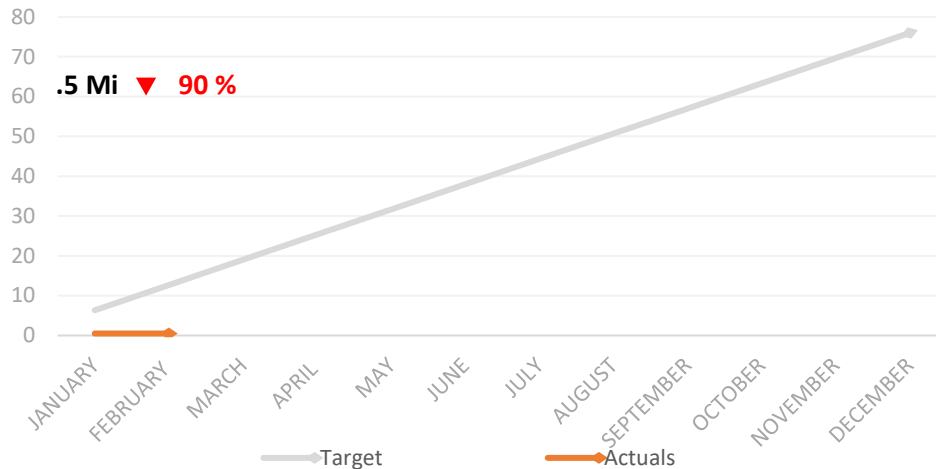
Collection System Cleaning



2025 Data:

- During the month of January, we put majority of our focus on manhole inspections and only cleaned and inspected lines that needed attention, based off observations during manhole inspections.

Collection System CCTV



Wastewater Maintenance Update

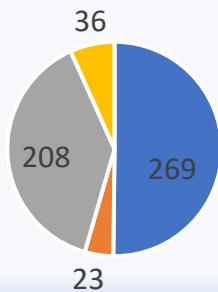
Manhole Inspections



2025 Data:

- Manhole Inspections– 2,666 manhole inspections were performed during the month of January. We are currently well above our projection heading into February.
- As we look back at last years CIPP and MH projects, we had 23 manholes rehabilitated (34 were on the project), and 36 pipe segments were lined with CIPP. Looking ahead at the needs for wastewater infrastructure rehab, we currently have 269 manholes that need some sort of rehab, and 208 lines that need CIPP.

Wastewater Rehab

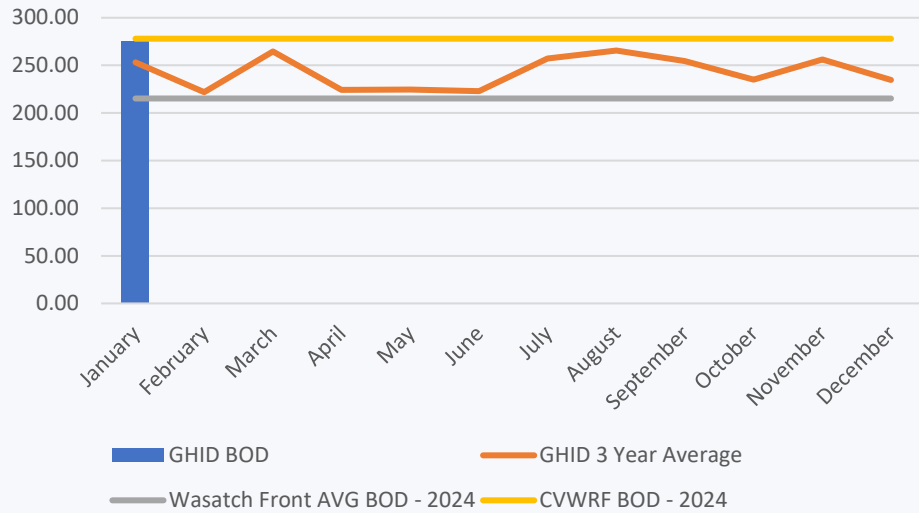


- MH Rehab Candidates Identified (Open)
- MH Rehab Candidates Completed (Closed) YTD
- Pipe Rehab Candidates Identified (Open)
- Pipe Rehab Candidates Completed (Closed) YTD

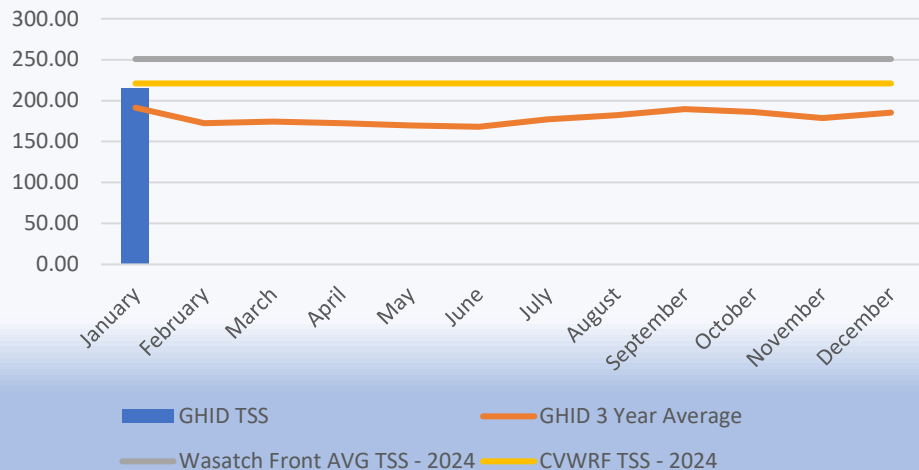


Wastewater Maintenance Update

BOD - Concentration



TSS - Concentration

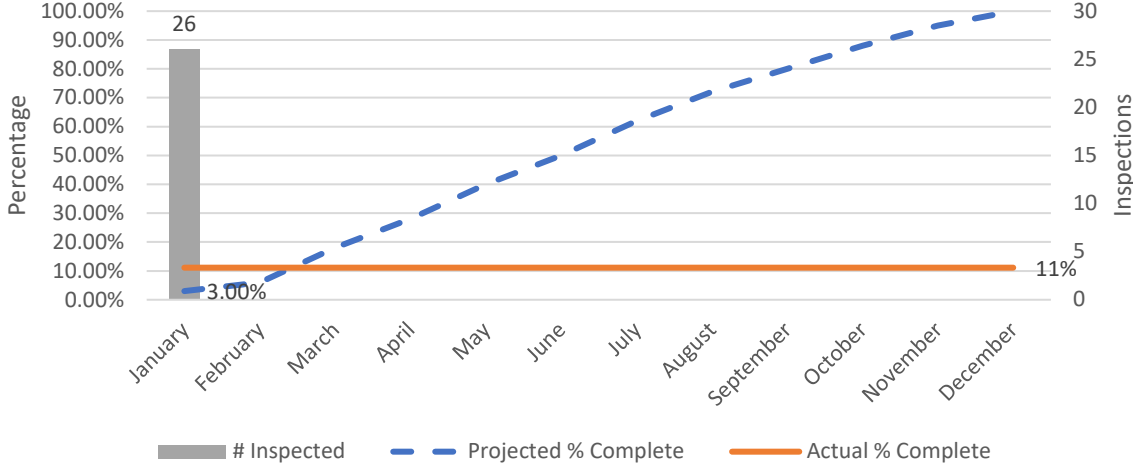


2026 Data:

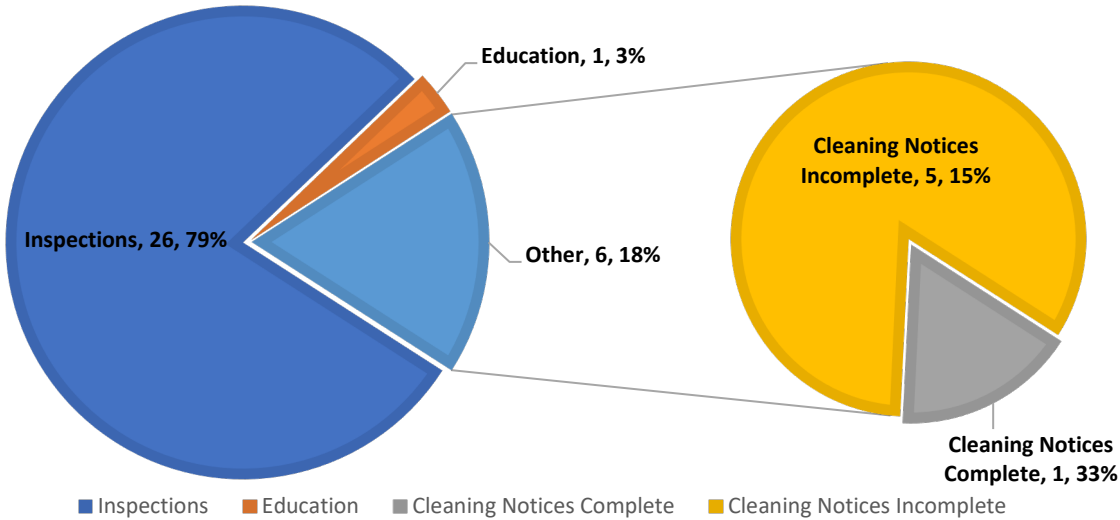
- Biochemical Oxygen Demand (BOD) and Total Suspended Solids (TSS) are used to measure the overall strength of the sewer.
- The BOD/TSS numbers are an average of the results from a monthly sample.
- The Wasatch front AVG is an annual average of BOD/TSS levels from 2024 data collected from the following entities:
 - North Davis Sewer District
 - Timpanogos Special Service District
 - Snyderville Basin (East Canyon & Silver Creek)
 - Springville City

Wastewater Maintenance Update

Grease Interceptor Inspections - 2026



FOG PROGRAM - 2026



2026 Data:

- Twenty-Six (26) interceptor and sampling manhole inspections were completed in January.
- Fats, Oil, Grease and Solids (FOGS) program performed in January:
 - One (1) education visits with customers
 - Five (5) Cleaning Notices with One (1) of those notices being completed before the follow-up inspections.

Fleet Update

- Replacement trucks with crane and utility bodies to replace two current crane body trucks. They have reached the end of its life value for the district.
- **Purchase Description:** During the 2026 Budget, the board approved \$315,000.00 for the purchase of two new vehicles, one (1) with a crane body, one(1) with a utility bed.
- **Request for Proposal summary and Details:**
- The District requested multiple quotes from various vendors. The low bid for the Chassis came from Salt Lake Valley CJDR for the two (2) chassis, and the crane body and utility body low bids came from Tall Boy Truck Equipment.
- **** Approval Requested: Consider approval for the purchase of two(2) new cab and chassis Dodge Ram 5500 in the amount of \$66,984.00 each. Total (\$133,968.00)**
- **** Approval Requested: Consider approval for the purchase of One (1) crane body in the amount of \$66,177.95, and one (1) utility body in the amount of \$32,549.85 a total of (\$98,727.80) from Tall Boy Truck Equipment.**

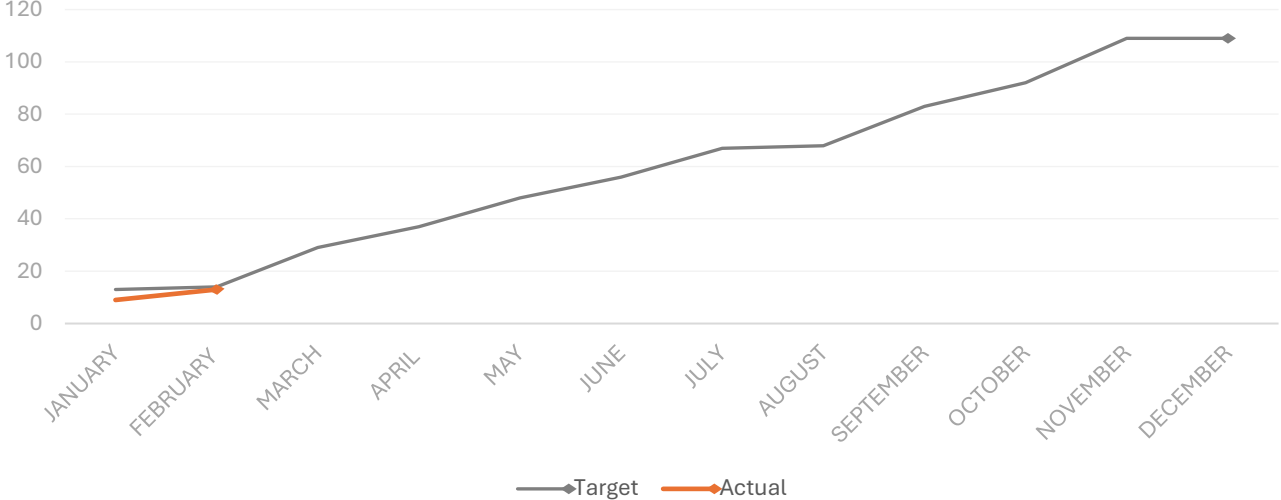




Fleet Update: New Hydro X

Fleet Maintenance Update

Monthly PM Services



2026 Data:

- As part of the Fleet/Wastewater/Safety departments goals for 2026, we are doubling down on data.
 - Monthly preventive maintenance (PM) services are tracked and scheduled in accordance with manufacturer recommendations to ensure compliance with vehicle sustainability standards.
 - The fleet department opened a total of 32 reactive work orders. We were able to close 30 of those.

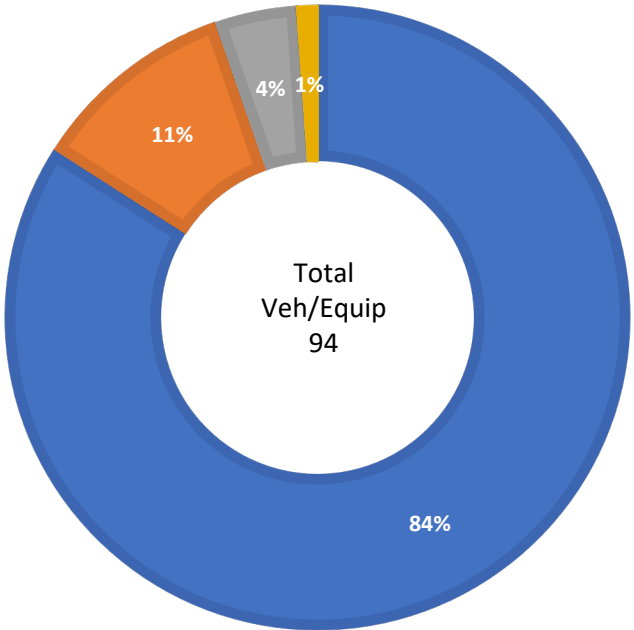
Monthly Reactive Repairs



Fleet Maintenance Update

JAN FLEET/EQUIPMENT LOS

■ Active: ■ Stopped < 24 hrs. ■ Stopped > 24 hrs. ■ Stopped > 1 week

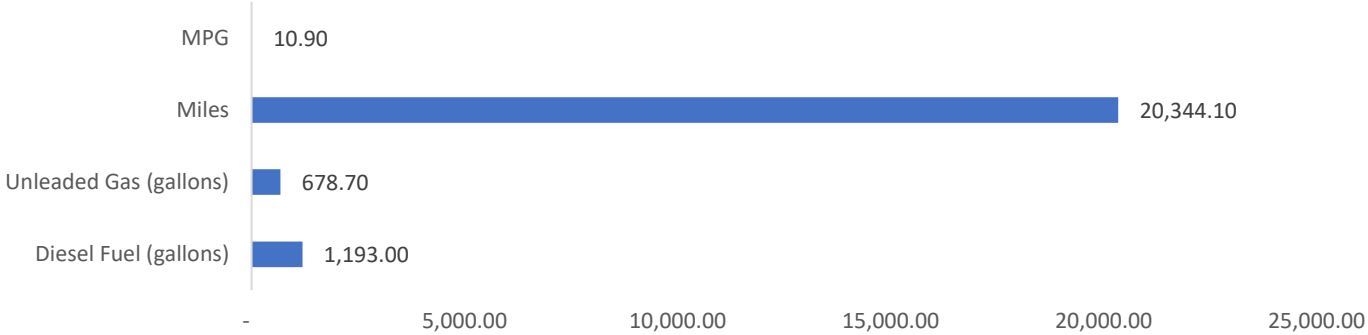


2026 Data:

- Fleet level of service (LOS). The LOS is determined by the number of vehicles/equipment and how long those vehicles/equipment were out of service for repairs at any time during the month.
- Fleet LOS are based on the following categories:
 - Active –were not out of service for repair at all for the month.
 - Stopped < 24 hrs. – were out for repair and back in service on the same day.
 - Stopped > 24 hrs. – were out for repair and not back in service that day but back in service within a week.
 - Stopped > 1 week – were out for repair or unsafe to drive for at least one week before being placed back into service.

Fleet Maintenance Update

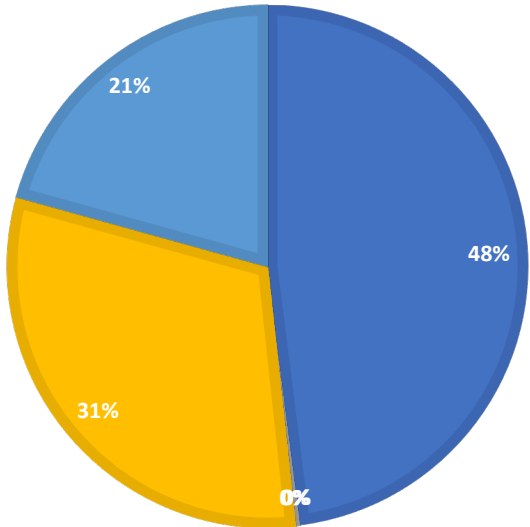
Jan Fuel Usage



	Diesel Fuel (gallons)	Unleaded Gas (gallons)	Miles	MPG
Series1	1,193.00	678.70	20,344.10	10.90

JAN FLEET REPAIR ALLOCATION

■ Parts ■ Tires ■ Batteries ■ Internal Labor ■ External Labor



2026 Data:

- Fuel usage shows the amount of diesel fuel used in gallons, the amount of unleaded gasoline used in gallons, the number of miles driven by all vehicles, and the overall average MPG of all vehicles.
- The Fleet repair allocations are for both vehicles and equipment. The categories demonstrate the different areas for the repair cost of the fleet.
- Fleet repair allocations are based on the following categories:
 - Parts – cost of all parts to make the repair.
 - Tires – cost of tire replacement and repairs.
 - Batteries – cost of battery replacements.
 - Internal Labor – cost for internal labor based on a shop rate of \$95/hr.
 - External Labor – cost of any labor for repairs that isn't performed in-house.



Fleet Maintenance Update

Month	PM Hrs.	Repair Hrs.
Jan	30.00	17.10
Feb		
Mar		
Apr		
May		
Jun		
Jul		
Aug		
Sep		
Oct		
Nov		
Dec		
Total	30.00	17.10
Month	PM \$	Repair \$
Jan	3,833.21	12,646.86
Feb		
Mar		
Apr		
May		
Jun		
Jul		
Aug		
Sep		
Oct		
Nov		
Dec		
Total	3,833.21	12,646.86

2026 Data:

- The APWA industry standard for maintenance vs. repair costs states that Preventative maintenance should account for 30% of all maintenance and repair costs. We track all PM services and repairs by hrs. and cost to evaluate our costs against the APWA standard.

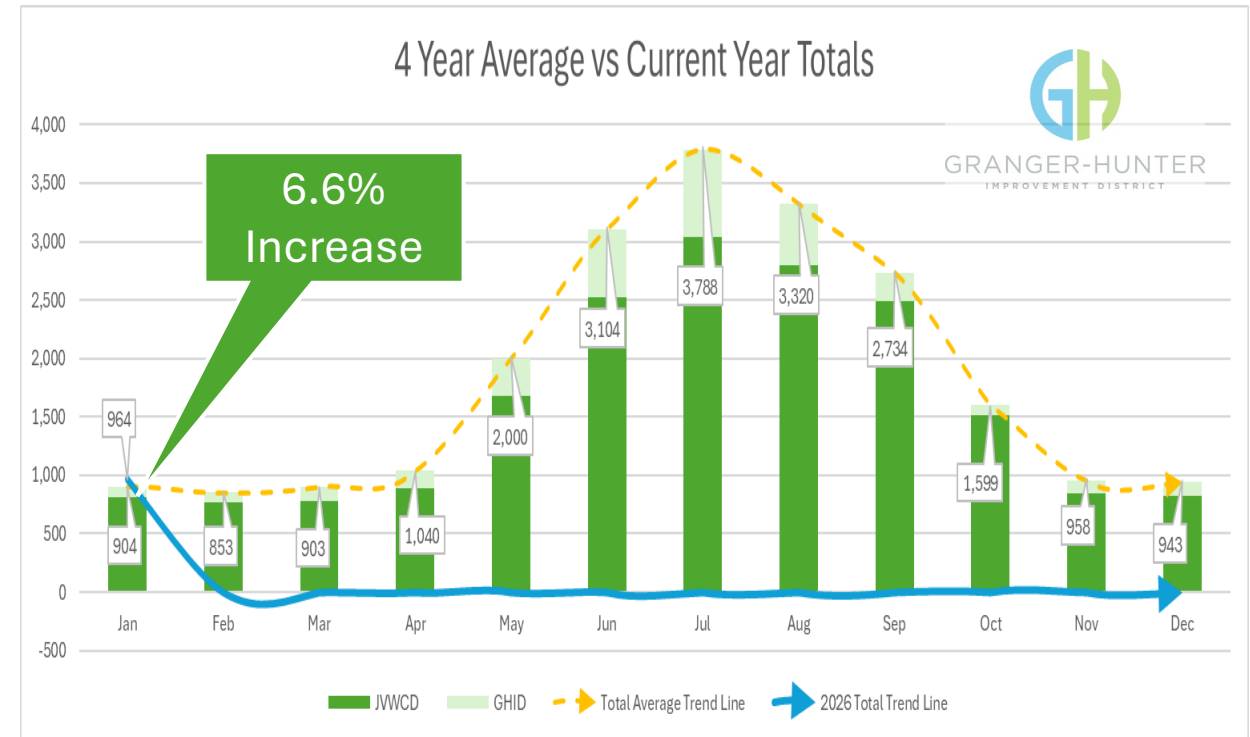
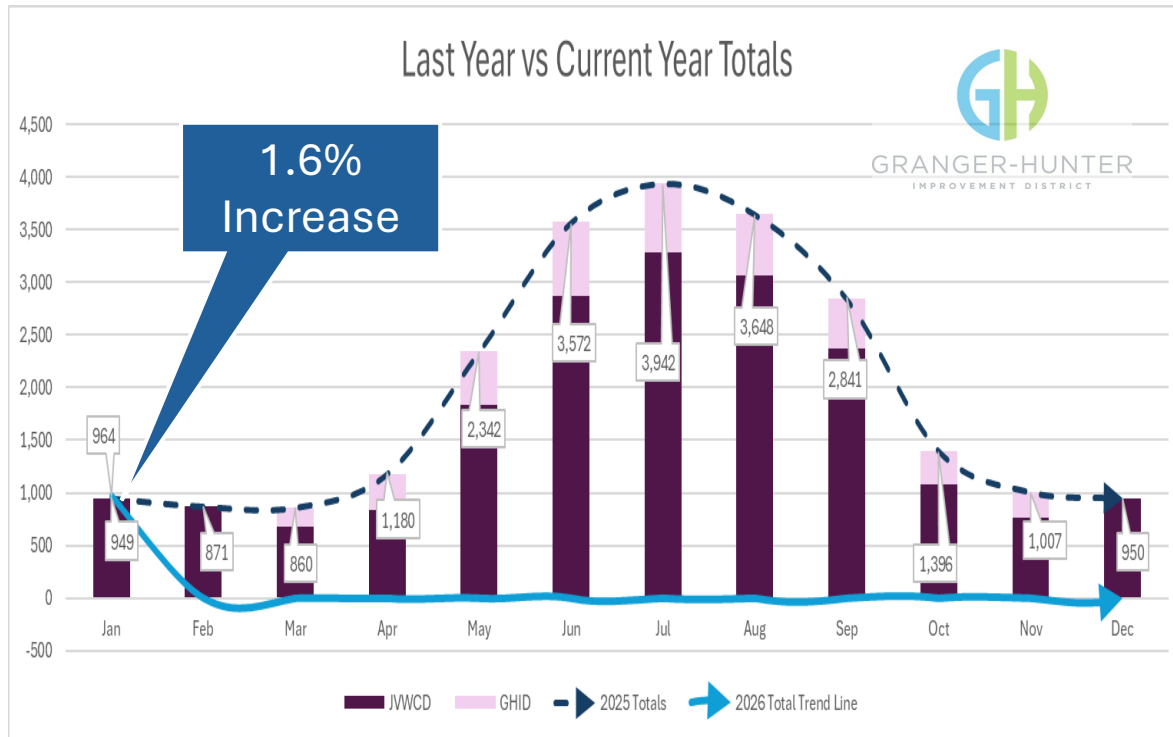


GRANGER-HUNTER
IMPROVEMENT DISTRICT

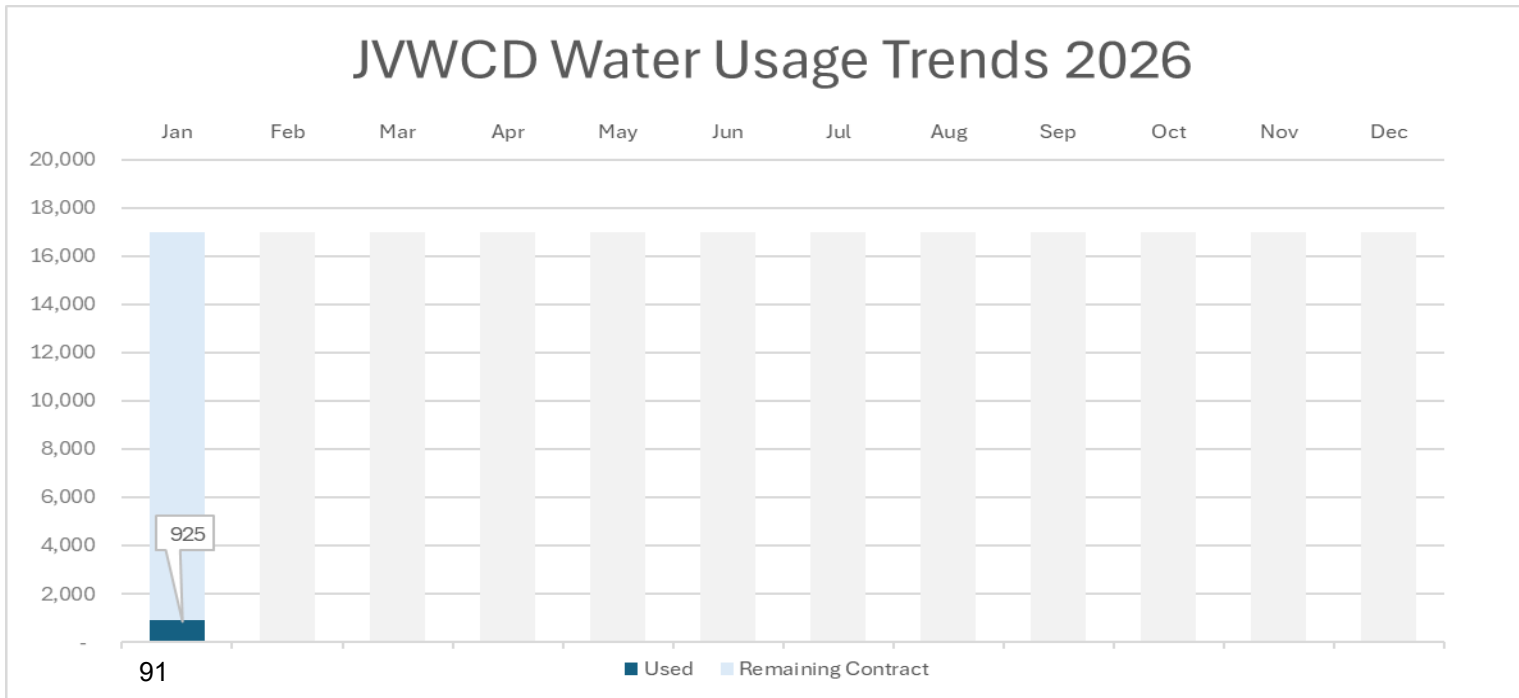
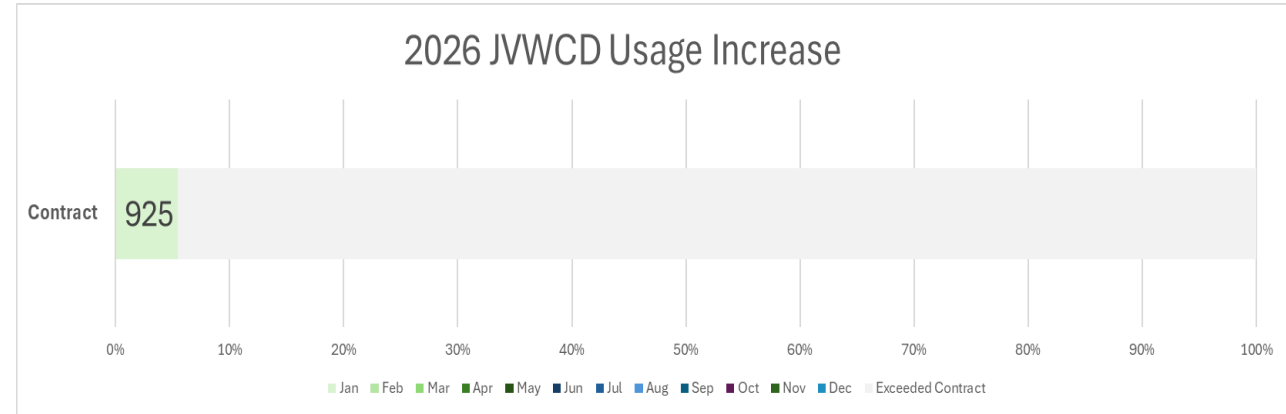
OPERATIONS UPDATE



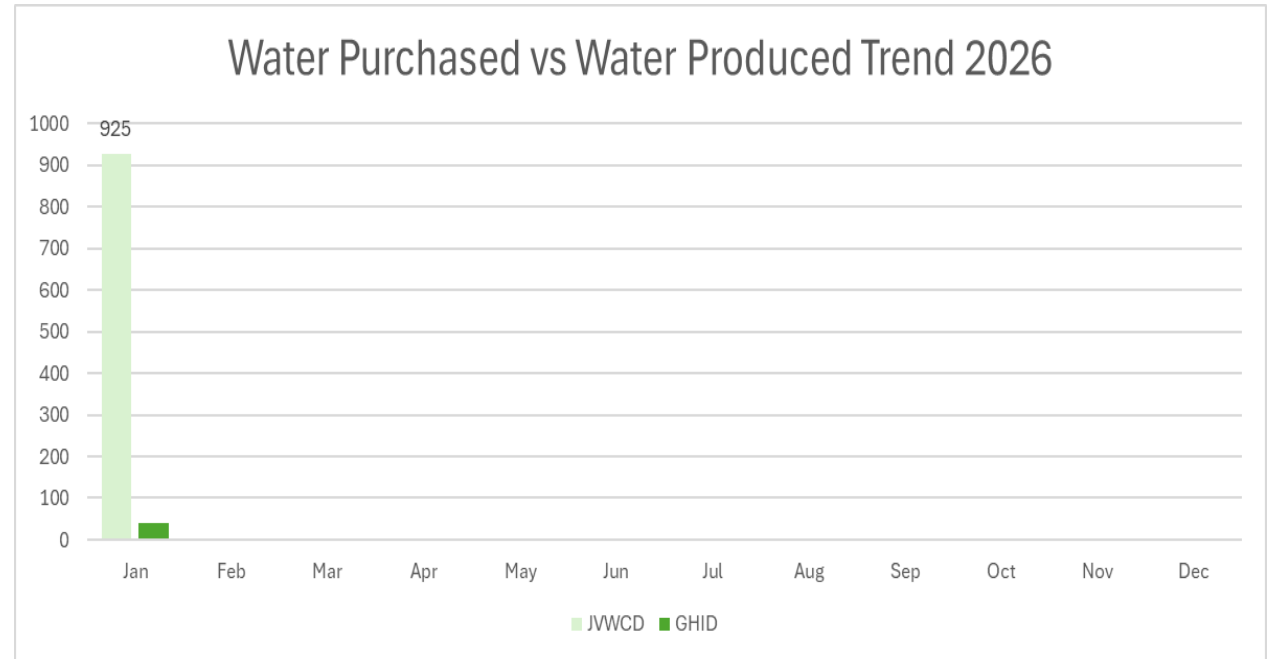
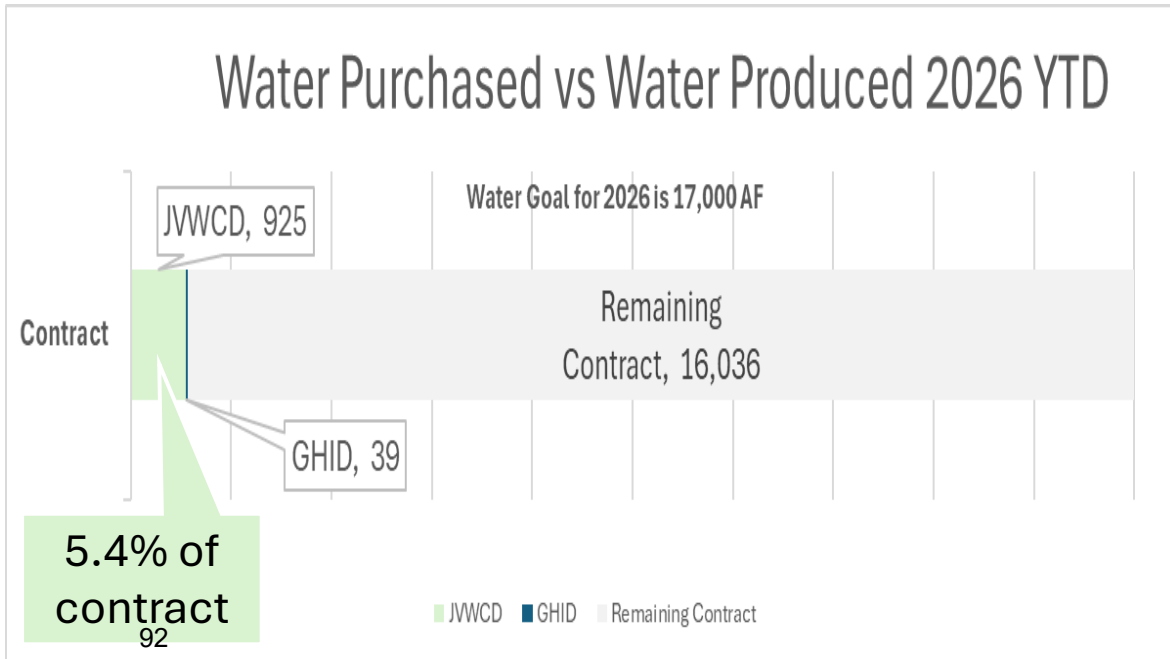
This year our water demand started off with a slight increase from the prior year. We expected a continual increase throughout the next few months as long as the weather stays normal. In January demand slightly increased by 964 acre-feet—a 1.6% increase from the prior year.



Water demand from JWCD stayed steady during January. We expect a slow increase throughout the next few months. In January, demand was 925 acre-feet.



Granger-Hunter Improvement District's primary water supply is provided by the Jordan Valley Water Conservancy District, which delivers approximately 82% of the District's total water through a 17,000 acre-foot contract. The remaining 18% is supplied from Granger-Hunter's own water sources. The charts below illustrate the respective contributions from JWCD and GHID. As of January, Granger-Hunter has used 925 acre-feet—5.4% of contract.



2026 Grounds Maintenance Year 2

2026 Budget: \$90,000.00
2026 Contract: \$74,234.00
Service Provider: Marathon Maintenance Inc.

Description: Marathon Maintenance Inc. has consistently provided exceptional and reliable grounds maintenance services throughout 2025, and the District is highly satisfied with the quality of work performed. The proposed cost for 2026 is reasonable and reflects an increase in site visits necessary to meet anticipated maintenance needs for the upcoming year.

Approval Requested: Consider approval of a contract renewal with Marathon Maintenance Inc. in the amount of \$74,234.00 for grounds maintenance services.





GRANGER-HUNTER
IMPROVEMENT DISTRICT

CAPITAL PROJECTS REPORT

February 2026 Board Meeting

CAPITAL PROJECTS APPROVAL

23V: Decker Main Emergency Repairs

Consultant Project: Decker Main Header Replacement
Address: 2900 South I-215
Project Budget: \$400,000
GHID Project Manager: Jeremy Gregory
Consultant: Infinity Corrosion Group

Project Description: The Decker Main Wastewater Pump Station project consists of vault repair work and header rehabilitation work. The Vault repairs consisted of coupler and valve replacements, and the header rehabilitation consists of applying an exterior structural repair wrap.

Project Update: The contract amount for design and construction phase services associated with the Header Structural Repairs work was \$46,875.00. These costs covered scaffolding, header piping condition assessment, design and bidding services, and construction oversight.

During the design phase, it was determined that additional pipe assessment was necessary to map the ultrasonic pipe wall thickness across the entire pipe rather than relying on spot checks at random locations. Additional time was also needed to identify and evaluate the appropriate wastewater pipe rehabilitation system, which ultimately resulted in additional scaffolding costs.

The expanded scope resulted in increased costs totaling \$20,111.20. The total contract amount for the Header Structural Repairs design and construction phase services, including this additional scope, is \$66,986.20.

This amendment pushes the total contract amount over \$50,000.

Staff Recommendation: Motion to approve a contract amendment for construction phase services for the 23V: Decker Main Emergency Repairs Project to Infinity Corrosion Group Inc. In the amount of \$20,111.20.

CAPITAL PROJECTS APPROVAL

23L: Watts Well No. 18 Drilling & Equipping

Consultant Project:	23L: Watts Well No. 18
Project Budget:	\$2,650,000.00
GHID Project Manager:	Jeremy Gregory
Consultant:	Hansen Allen & Luce

Project Description: Construction of a new potable well pump house with chlorination facilities, associated electrical, controls, and HVAC, new piping and connections to the well and pump-to-waste discharge, new surge tank vault, construction of a new cul-de-sac, and miscellaneous surface improvements.

Project Update: The contract amount for design, drilling, and transmission line construction phase services associated with Well No. 18 was \$475,269.00. These costs covered site selection assistance, preparation of the preliminary evaluation report, drilling and development design, bidding, and construction management, equipping design, permitting and environmental evaluation, equipping bidding, and transmission line construction management.

During the site selection, drilling and development, and transmission line installation, the consultant encountered additional scope requirements. A significant portion of the added costs is associated with expanded scope for the equipping design services, as well as additional drilling, well development, and transmission line services. The expanded scope resulted in increased costs totaling \$76,500.00.

Staff Recommendation: Motion to approve a contract amendment for design phase services for the 23L: Watts Well No. 18 Drilling & Equipping Project to Hansen Allen & Luce in the amount of \$76,500.00.

AGREEMENT APPROVAL

Utah Department of Transportation Continuous Statewide Utility License Agreement Bond

Description: The District and UDOT last signed a Statewide Licensing Agreement in 2019. This is an update that should last in perpetuity. A \$100,000 bond is required, but the District should be exempt.


"The Principal is required to maintain this surety bond in perpetuity to guarantee the complete and proper restoration and replacement of UDOT property or state highway right-of-way to the extent the Principal or its utility or related facilities causes any damage to UDOT's property or state highway right-of-way..."

This agreement and bond "shall be deemed continuous in form and shall remain in full force and effect until the facilities are removed from UDOT's property or state highway right-of-way."

Staff Recommendation: Motion to approve the updated Continuous Statewide Utility License Agreement Bond and authorize the General Manager to execute the agreement.

As part of executing a license agreement with UDOT, Utility Owners of facilities located in the State Highway Right-of-Way are required to post a continuous bond in the amount of \$100,000, naming UDOT as the insured, to guarantee satisfactory performance. The utility Owner is exempt from the bond requirements if:

1. It is a political subdivision and is a member of the municipal insurance pool; or
2. At UDOT's option, carries liability insurance with a minimum coverage of \$1,000,000 per occurrence and as more specifically described in the license.





TO COVER THE EXISTENCE AND MAINTENANCE OF FACILITIES ON THE UTAH DEPARTMENT OF TRANSPORTATION'S PROPERTY AND RIGHT-OF-WAY

Bond Number [redacted]

KNOW ALL MEN BY THESE PRESENTS:

That we [redacted] Mailing address: [redacted] Phone: [redacted] as Principal, and [redacted] as Surety, being duly authorized to transact business in the State of Utah, are held and firmly bound unto the Utah Department of Transportation ("UDOT"), as Obligee, the full sum of \$100,000. For the payment of which, well and truly to be made, we bind ourselves, our heirs, executors, administrators, successors and assign, jointly and severally, firmly by these presents.

The Principal has entered into a Statewide Utility License Agreement with UDOT, executed on the [redacted] day of [redacted], [redacted].

The Principal is required to maintain this surety bond in perpetuity to guarantee the complete and proper restoration and replacement of UDOT property or state highway right-of-way to the extent the Principal or its utility or related facilities causes any damage to UDOT's property or state highway right-of-way and other appurtenances that the Principal utilizes, occupies or impacts.

The Principal agrees to comply with the rules, regulations, condition and restrictions stated in the Statewide Utility License Agreement and in any individually permit(s) issued by UDOT.

If the Principal fails to complete the required work described in the permit(s), damages UDOT property or state highway right-of-way, including appurtenances and/or fails to perform the permitted work according to the applicable standards and specifications, including the conditions and limitations in the permit(s), it will be the responsibility of the Surety to arrange for the timely completion of all necessary work as required by the permit(s) and UDOT.

As a part of the obligation secured hereby and in addition to the face amount specified, costs and reasonable expenses and fees including enforcing such obligation, shall be taxed as costs and included in any judgment rendered.

This bond shall be deemed continuous in form and shall remain in full force and effect until the facilities are removed from UDOT's property or state highway right-of-way. This bond may be canceled by the Surety by giving 90 days' notice in writing to UDOT by certified mail to the following address:

Utah Department of Transportation
Attention: Utilities Division
4501 South 2700 West
Box 148460
Salt Lake City, Utah 84114-8460

The termination shall be effective 90 days after the receipt of the notice by UDOT.

[redacted signature line]

IN WITNESS WHEREOF, the parties hereto have set their hands and seals the day and year first above written.

Principal Seal

By: [redacted] Principal

Title: [redacted]

Date: [redacted]

Surety Seal

By: [redacted] Surety

Title: [redacted]

Date: [redacted]

STATE OF: [redacted]

COUNTY OF: [redacted]

[redacted] being first duly sworn, an oath, DEPOSES AND SAYS: that (s)he is Attorney-in-Fact of [redacted] the Surety of the foregoing bond, and that (s)he is authorized to execute and deliver the foregoing obligation; that said Company is authorized to execute the same, and has complied in all respects with the laws of Utah in reference to begin sole surety upon bonds, undertakings and obligations.

[redacted signature line]

MAILING ADDRESS OF SURETY COMPANY

PHONE OF SURETY COMPANY

[redacted signature line]

Signed

[redacted signature line]

Print Name

Subscribed and sworn to me before this [redacted] day of [redacted], 20 [redacted].

APWA AWARD RECOGNITION

DRINKING WATER PROJECT OF THE YEAR:














KENT BOOSTER PUMP STATION REPLACEMENT



CAPITAL PROJECTS APPROVAL

	Task Name	Address	Project Summary/Update	Assigned to	Start	Finish	% complete
8	23L: Anderson Water Treatment Plant	1629 W. 2320 S.	Iron/manganese removal facility for Wells No. 16 and 18		12/23/2024	7/30/2026	72%
9	23L: Anderson Water Treatment Plant Construction		Raw and finished waterline tie-in taking place.	Zak Bedard	12/23/2024	7/30/2026	72%
10	23L: Watts Well No. 18 Drilling and Equipping	1002 W. 2320 S.	New Watts Well No. 18		4/25/2023	7/29/2027	64%
14	23L: Watts Well No. 18 Equipping Bidding		Project has been posted for bidding on U3P (Bonfire)	Jeremy Gregory	2/13/2026	3/5/2026	10%
35	25A: Pleasant Valley WWPS Replacement	6158 W. 2920 S.	Replace lift station		12/2/2024	3/8/2028	32%
37	25A: Pleasant Valley WWPS Design		The 90% Design is under review and contractor prequalification's are being requested through U3P	Jeremy Gregory	3/5/2025	3/11/2026	90%
43	25C: Utility Network Implementation	N/A	Update and improve GIS system		3/18/2025	4/15/2026	60%
45	25C: Utility Network Implementation		Reviewing new template models.	Ian Bailey	5/20/2025	4/15/2026	40%
46	25D: Zone 1 Reservoir	6342 W. 4700 S.	Construct new 3 MG reservoir for Zone 1		1/1/2025	6/30/2026	10%
48	25D: Zone 1 Reservoir Design		Water modeling is underway. Design is on hold until water modeling is completed.	Victor Narteh	3/24/2025	6/30/2026	3%
59	25G: 4100 S. Waterline Replacement Project	from 1500 W. to 2200 W.	Replace cast iron waterline and upsize		3/24/2025	10/15/2026	58%
61	25G: 4100 S. Waterline Replacement Bidding		Project has been posted for bidding on U3P (Bonfire)	Jeremy Gregory	2/13/2026	3/23/2026	10%
63	25H: East Rec & Decker North Improvements Project	1302 W. 3100 S. & 2650 Decker Blvd.	Recoat interior of dry well, line wet well, and install exhaust fan		5/5/2025	3/23/2026	78%
66	25H: East Rec & Decker North Improvements Construction		Infiltration at Decker North and material lead time has caused a delay in completing this project.	Zak Bedard	9/23/2025	3/23/2026	63%
67	25I: Cherrywood Waterline Replacement	from Wormwood to 4800 W.	GHID in-house cast iron pipe replacement		3/17/2025	5/28/2026	90%
68	25I: Cherrywood Waterline Replacement Construction		Cherry Blossom Circle pipe is laid and waiting on connections. Pipeline work will be completed by mid-February.	Shawn Ellis	3/17/2025	5/28/2026	90%
69	25J: 5400 West Waterline Replacement	from 4100 S. to 4700 S.	Replace aging cast iron pipe.		3/19/2025	12/31/2026	51%
72	25J: 5400 West Waterline Replacement Construction		Finalizing Agreement with RDJ Construction. Notice to Proceed and Preconstruction meeting anticipated March 2.	Victor Narteh	1/21/2026	12/31/2026	1%
73	25K: Well No. 15 Generator Replacement	2359 S. Decker Lake Dr.	Replace existing generator at well site		4/22/2025	4/28/2026	73%
76	25K: Well No. 15 Generator Replacement Construction		Final equipment has been shipped, testing and commissioning of generator to take place end of month.		9/25/2025	4/28/2026	53%
81	25M Acord Reservoir Valve Replacement	1490 W. 3100 S.	Replacement of leaking actuator valves		6/16/2025	2/26/2026	84%
83	25M Acord Reservoir Valve Replacement Construction		Equipment lead time has caused a delay in completing project,	Zak Bedard	7/28/2025	2/26/2026	80%
90	25T: Redwood Road/ 1950 West Sewer Project	3500 S./1950 W./Redwood Rd	Install new 24-inch and 18-inch Sewer Line		11/4/2024	8/12/2026	75%


CAPITAL PROJECTS APPROVAL

92	<input type="radio"/>	25T: Redwood Road/ 1950 West Sewer Construction		Work is complete up to 3800 South. Project has been suspended until April 15, 2026.	 Jeremy Gregory	4/17/2025	8/12/2026	<div style="width: 66%;"><div style="background-color: #0056b3; height: 10px;"></div></div>	66%
103	<input checked="" type="radio"/>	26A: Scottsdale Subdivision Waterline Replacement	1360 W Rosa Parks Dr	In-house waterline replacement project				<div style="width: 28%;"><div style="background-color: #0056b3; height: 10px;"></div></div>	28%
105	<input type="radio"/>	26A: Scottsdale Subdivision Parts - Bidding		Purchase distribution system materials for the Scottsdale Subdivision	 	12/23/2025	2/18/2026	<div style="width: 90%;"><div style="background-color: #0056b3; height: 10px;"></div></div>	90%
106	<input type="radio"/>	26A: Scottsdale Subdivision Waterline Replacement Design		In-house design	 	1/1/2026	3/23/2026	<div style="width: 0%;"><div style="background-color: #0056b3; height: 10px;"></div></div>	0%
108	<input checked="" type="radio"/>	26B: SCADA Upgrades Phase 2	Various Locations	Hardware and software updates				<div style="width: 10%;"><div style="background-color: #0056b3; height: 10px;"></div></div>	10%
109	<input type="radio"/>	26B: SCADA Upgrades 2026 Project		Full radio retirement, PLC replacement, fiber expansion, and access point build-out to be completed by year end.	 Drew Ovard	1/1/2026	12/31/2026	<div style="width: 10%;"><div style="background-color: #0056b3; height: 10px;"></div></div>	10%
110	<input checked="" type="radio"/>	26C: Fire Hydrant Replacement Project	Various Locations	Replacement of old and out of service hydrants				<div style="width: 69%;"><div style="background-color: #0056b3; height: 10px;"></div></div>	69%
111	<input type="radio"/>	26C: Fire Hydrant Replacement Project Design		In-house design 100% review taking place.	 Zak Bedard	1/1/2026	3/12/2026	<div style="width: 96%;"><div style="background-color: #0056b3; height: 10px;"></div></div>	96%
114	<input checked="" type="radio"/>	26D: Manhole Rehabilitation Project	Various Locations	Epoxy Lining Rehabilitation				<div style="width: 7%;"><div style="background-color: #0056b3; height: 10px;"></div></div>	7%
115	<input type="radio"/>	26D: Manhole Rehabilitation Project Design		In-house design in progress.	 Zak Bedard	1/1/2026	3/26/2026	<div style="width: 17%;"><div style="background-color: #0056b3; height: 10px;"></div></div>	17%
120	<input checked="" type="radio"/>	Small Projects						<div style="width: 47%;"><div style="background-color: #0056b3; height: 10px;"></div></div>	47%
122	<input type="radio"/>	Brighton Canal Easement (25X)	1300 W. 3100 S.	Currently seeking recommendations from legal counsel.	 	4/15/2025	3/31/2026	<div style="width: 80%;"><div style="background-color: #0056b3; height: 10px;"></div></div>	80%
123	<input type="radio"/>	Infiltration & Inflow Study	District-wide	I&I Committee developed in Jan. 2026	 	1/1/2026	12/31/2026	<div style="width: 20%;"><div style="background-color: #0056b3; height: 10px;"></div></div>	20%
124	<input type="radio"/>	2026 Water and Wastewater Master Plans Update	District-wide	Working on data gathering, first presentation will be in March	 Todd Marti	1/21/2026	12/31/2026	<div style="width: 0%;"><div style="background-color: #0056b3; height: 10px;"></div></div>	0%

PROJECT PHOTOS



New HVAC Units installed for
Well No. 16 Well House



Anderson Transmission Line
Prepared for Tie-In to Anderson
WTP



East Side of Anderson WTP with
Windows Installed

PROJECT PHOTOS

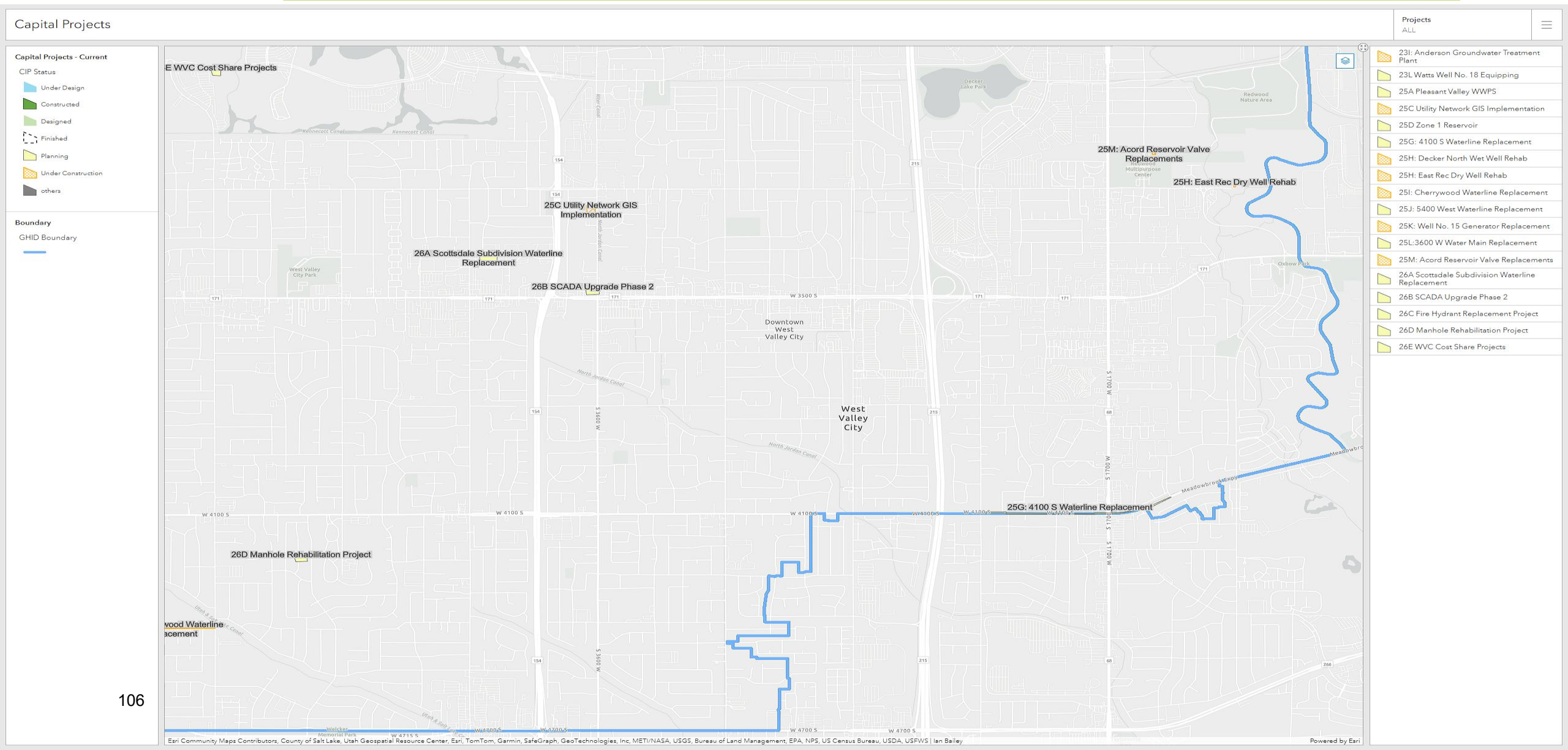


25M Acord Valve Replacements
In Progress

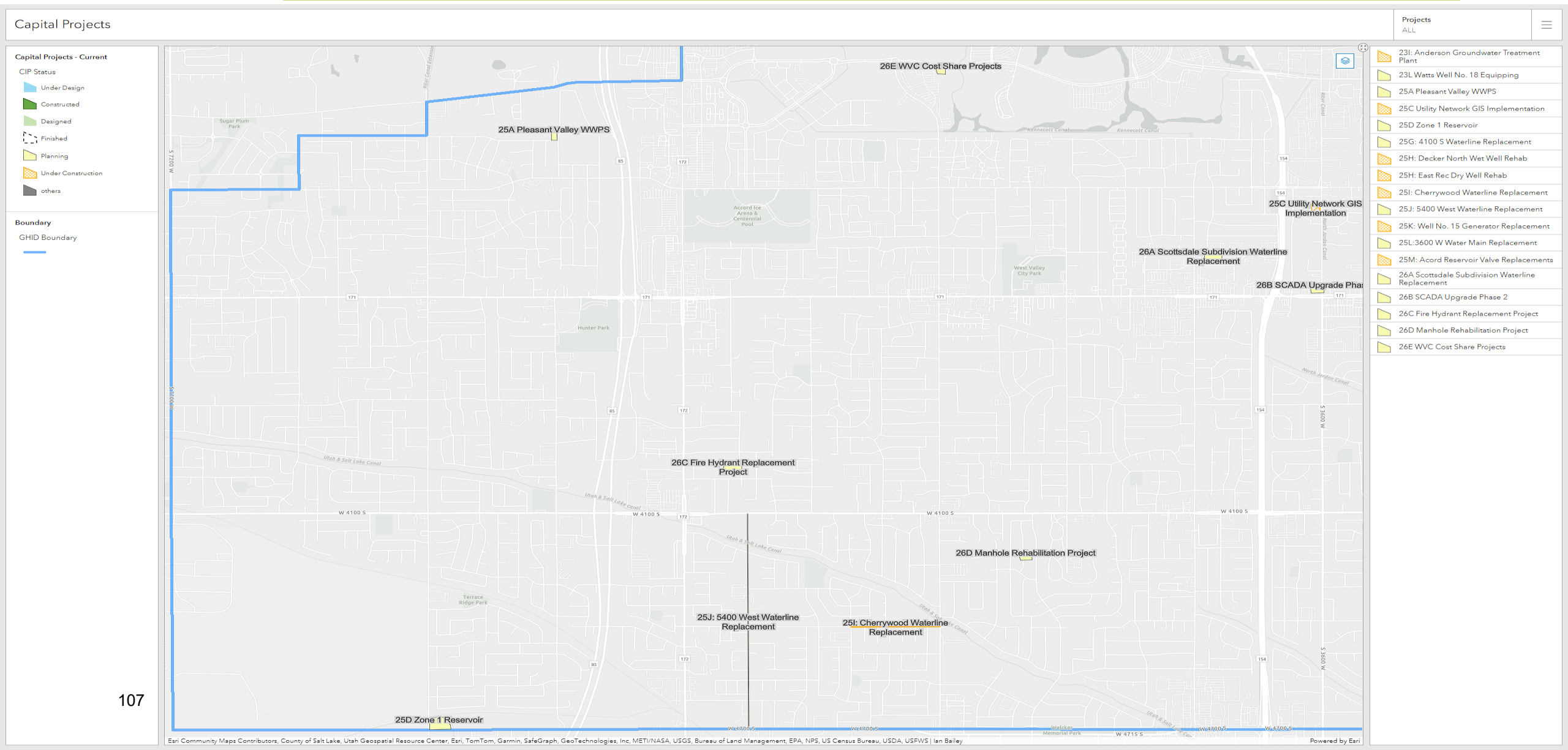
INFRASTRUCTURE FUNDING UPDATE

Funding Opportunity	Funding Agency	Cost Match	Timeline	Projects	Status
American Rescue Plan Act (ARPA) - \$1.4B to Utah	Drinking Water SRF	Up to 49% Grant Opportunity	Complete	Redwood Road Waterline Replacement, Ridgeland Pump Station Replacement	Received \$13.8 M - \$2.8M in principal forgiveness and \$11M at 0.5%
Infrastructure and Investment Jobs Act	Drinking Water SRF	Up to 49% Grant Opportunity	Complete	Redwood Road Waterline Replacement, Ridgeland Pump Station Replacement	
WaterSMART Drought Response Program	Bureau of Reclamation	Up to \$5M in grants per project	Complete	Anderson TWP & Well No. 18 Drilling/Construction	Received \$5M Grant
Bipartisan Infrastructure Law (BIL) for Lead Service Line Inventory - \$28M per Year for 5 Years	Utah Division of Drinking Water	Up to \$100,000 per year up to 5 years	Complete	Lead Service Line Inventory (Contractor)	Received \$100,000 with 100% principal forgiveness
Emerging Contaminants Funding (Manganese Removal)	Utah Division of Drinking Water	Requesting ~ \$2.5M	Complete	Anderson Water Treatment Plant (Wells No. 16 & 18)	Awarded \$2.5M Grant for Anderson WTP
WaterSMART Planning and Project Design	Bureau of Reclamation	Up to \$400,000 in grants per project	Complete	For 60% design for projects to be submitted for WaterSMART Drought Response Grant. Zone 1 Reservoir.	Awarded \$167,500
Infrastructure and Investment Jobs Act (IIJA) - Community Project Funding	U.S. House of Representatives	Proposing 75/25 Split	2027	5400 West Pipeline -> 3600 West Pipeline	Awarded \$1M
WaterSMART Drought Response Program	Bureau of Reclamation	Up to \$5M in grants per project	TBD	Zone 1 Reservoir	TBD
Clean Water State Revolving Fund (CWSRF)	Water Quality Board	Low-interest Loans	TBD	Pleasant Valley Replacement	TBD
DNR Division of Water Resources	Board of Water Resources	Used to cover match for WaterSMART	Apply by September 30.	Anderson Water Treatment Plant, Zone 1 Reservoir, Future Well No. 18, Well No. 1 Replacement	TBD
WEEG (Water and Energy Efficiency Grant)	Bureau of Reclamation	50% or less, up to \$500,000 over 2 years	TBD	Supplement meter purchases to replace obsolete small and large meters.	TBD
TOTAL GRANTS					\$11,567,500

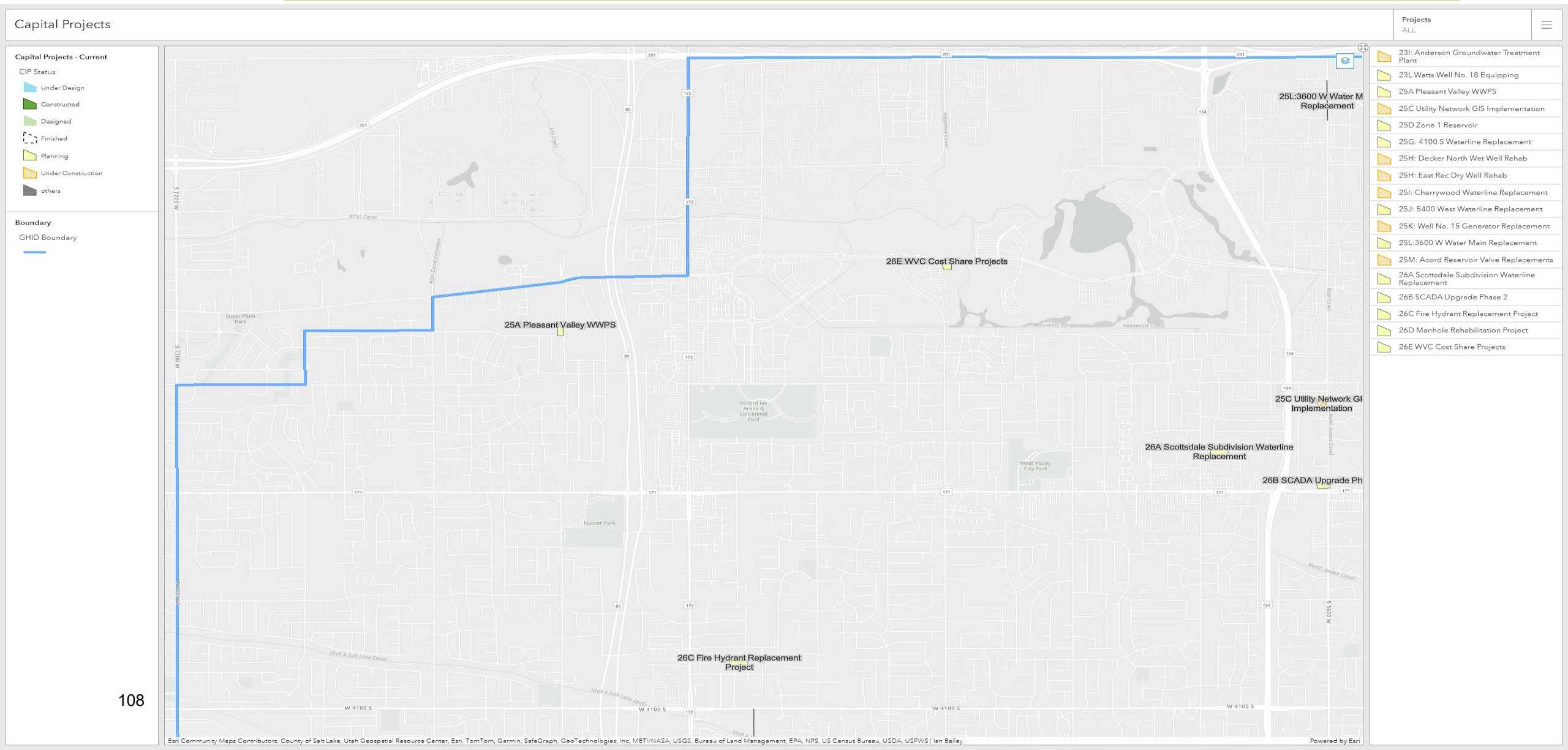
CAPITAL PROJECTS MAP



CAPITAL PROJECTS MAP



CAPITAL PROJECTS MAP



Summary

Project Summary

Project Number	Project Name	Encumbrances	Total Budget	Date Range Budget	Beginning Balance	Total Activity	Ending Balance	Budget Remaining
20A	REDWOOD ROAD SEWERLINE PROJECT	0.00	1,249,425.11	0.00	1,249,425.11	0.00	1,249,425.11	0.00
20I	REDWOOD ROAD WATERLINE PROJECT	0.00	11,014,957.10	0.00	11,014,957.10	0.00	11,014,957.10	0.00
21F	SCADA MASTER PLAN	0.00	806,889.32	0.00	806,889.32	0.00	806,889.32	0.00
23D	ACORD RESERVOIR REPAIR & RECOAT...	0.00	1,222,176.02	0.00	1,222,176.02	0.00	1,222,176.02	0.00
23I	ANDERSON WTP	4,266,000.13	14,612,815.04	6,810,000.00	7,802,815.04	548,412.72	8,351,227.76	1,995,587.15
23L	WATTS WELL NO. 18 DRILLING & EQU...	94,248.00	5,572,376.30	1,870,000.00	3,690,104.87	0.00	3,690,104.87	1,788,023.43
24N	WELL NO. 16 REDEVELOPMENT	0.00	235,036.25	225,000.00	10,036.25	0.00	10,036.25	225,000.00
25A	PLEASANT VALLEY WWPS REPLACEM...	0.00	2,087,148.97	1,720,000.00	367,148.97	0.00	367,148.97	1,720,000.00
25AA	ZONE 5 4700 SOUTH WATERLINE	0.00	187,000.00	187,000.00	0.00	0.00	0.00	187,000.00
25C	UTILITY NETWORK GIS IMPLEMENTAT...	85,593.60	203,759.96	100,000.00	103,759.96	9,171.54	112,931.50	5,234.86
25D	ZONE 1 RESERVOIR	0.00	2,331,389.60	315,000.00	2,016,389.60	0.00	2,016,389.60	315,000.00
25E	SEWER REHABILITATION PROJECT	0.00	933,482.00	0.00	933,482.00	0.00	933,482.00	0.00
25G	4100 S WATERLINE REPLACEMENT PR...	0.00	2,155,827.50	2,030,000.00	111,231.75	0.00	111,231.75	2,044,595.75
25H	EAST REC & DECKER NORTH IMPROV...	133,020.00	236,281.25	125,000.00	111,281.25	114,200.00	225,481.25	-122,220.00
25J	5400 WEST WATERLINE REPLACEMENT	0.00	2,263,000.00	2,175,000.00	88,000.00	0.00	88,000.00	2,175,000.00
25K	WELL 15 GENERATOR REPLACEMENT	0.00	312,004.27	75,000.00	242,980.47	0.00	242,980.47	69,023.80
25L	3600 W WATERLINE REPLACEMENT	0.00	65,261.00	0.00	65,261.00	0.00	65,261.00	0.00
25M	ACORD RESERVOIR VALVE REPLACEM...	0.00	35,349.68	0.00	35,349.68	0.00	35,349.68	0.00
25N	2025 LIFT STATION PUMP REPLACME...	0.00	68,482.00	0.00	68,482.00	0.00	68,482.00	0.00
25S	2025 LARGE METER VAULT REPLACE...	0.00	359,359.58	0.00	359,359.58	0.00	359,359.58	0.00
25T	REDWOOD RD/ 1950 W SEWER REPL...	64,401.25	3,723,277.09	1,525,000.00	2,188,674.01	0.00	2,188,674.01	1,470,201.83
25U	25U: WEST VALLEY CITY COST SHARE ...	0.00	353,747.49	0.00	353,747.49	0.00	353,747.49	0.00
25V	HEADQUARTERS BUILDING REHAB PR...	0.00	154,948.08	40,000.00	114,948.08	0.00	114,948.08	40,000.00
25WELL 8 REHAB	WELL 8 MOTOR REPLACEMENT & PU...	0.00	91,077.00	0.00	91,077.00	0.00	91,077.00	0.00
25X	PLANT CANAL EASEMENT PURCHASE	0.00	107,766.72	100,000.00	7,766.72	0.00	7,766.72	100,000.00
26A	SCOTTSDALE WATER MAIN REPLACE...	161,900.00	1,350,000.00	1,350,000.00	0.00	0.00	0.00	1,188,100.00
26ANDREACHLOR	ANDREA BOOSTER STATION CHLORIN...	0.00	20,000.00	20,000.00	0.00	0.00	0.00	20,000.00
26B	SCADA UPGRADES PHASE 2	150,000.00	150,000.00	150,000.00	0.00	0.00	0.00	0.00
26BLDGS	26 BUILDING LIGHTING & EV UPGRAD...	0.00	73,500.00	73,500.00	0.00	0.00	0.00	73,500.00
26CHANNEL	26 CHANNEL GRINDERS	0.00	115,000.00	115,000.00	0.00	0.00	0.00	115,000.00
26CUSTPORTAGG	2026 CUSTOMER PORTAL AGGREGAT...	0.00	101,500.00	50,000.00	0.00	0.00	0.00	101,500.00
26DECKERNORTH	26 DECKER NORTH UPGRADES	0.00	50,000.00	50,000.00	0.00	0.00	0.00	50,000.00
26DECKERSLUICE	26 DECKER SLUICE GATE REPAIRS AND...	0.00	65,000.00	65,000.00	0.00	0.00	0.00	65,000.00
26FIREHYDR	26 FIRE HYDRANTS - CONTRACTOR	0.00	250,000.00	250,000.00	0.00	0.00	0.00	250,000.00
26INHOUSEFIREHYDR	26 FIRE HYDRANTS - IN HOUSE	0.00	250,000.00	250,000.00	0.00	0.00	0.00	250,000.00
26LRGMTRVAULT	26 LARGE METER VAULT REPLUMBS	0.00	120,000.00	120,000.00	0.00	0.00	0.00	120,000.00
26SWRMANHOLE	26 SEWER MANHOLE REHAB PROJECT	0.00	150,000.00	150,000.00	0.00	0.00	0.00	150,000.00
26WARNERVALVE	26 WARNER VALVE, PUMP, WET WELL...	0.00	40,000.00	40,000.00	0.00	0.00	0.00	40,000.00
26WELLROOF	WELL NO. 1 ROOF REPLACEMENT	0.00	20,000.00	20,000.00	0.00	0.00	0.00	20,000.00
26WVC	2026 WEST VALLEY CITY COST SHARI...	0.00	300,000.00	300,000.00	0.00	0.00	0.00	300,000.00

Summary

Project Summary

Project Number	Project Name	Encumbrances	Total Budget	Date Range Budget	Beginning Balance	Total Activity	Ending Balance	Budget Remaining
		4,955,162.98	53,437,837.33	20,300,500.00	33,055,343.27	671,784.26	33,727,127.53	14,755,546.82
	Report Total:	4,955,162.98	53,437,837.33	20,300,500.00	33,055,343.27	671,784.26	33,727,127.53	14,755,546.82

Group Summary

Group	Encumbrances	Total Budget	Date Range Budget	Beginning Balance	Total Activity	Ending Balance	Budget Remaining
CAP EX	4,955,162.98	53,437,837.33	20,300,500.00	33,055,343.27	671,784.26	33,727,127.53	14,755,546.82
Report Total:	4,955,162.98	53,437,837.33	20,300,500.00	33,055,343.27	671,784.26	33,727,127.53	14,755,546.82

Type Summary

Group	Encumbrances	Total Budget	Date Range Budget	Beginning Balance	Total Activity	Ending Balance	Budget Remaining
FACILITIES	235,593.60	1,598,364.08	513,500.00	1,033,364.08	9,171.54	1,042,535.62	320,234.86
WASTEWATER	197,421.25	8,718,096.42	3,790,000.00	4,918,493.34	114,200.00	5,032,693.34	3,487,981.83
WATER	4,522,148.13	43,121,376.83	15,997,000.00	27,103,485.85	548,412.72	27,651,898.57	10,947,330.13
Report Total:	4,955,162.98	53,437,837.33	20,300,500.00	33,055,343.27	671,784.26	33,727,127.53	14,755,546.82



GRANGER-HUNTER
IMPROVEMENT DISTRICT

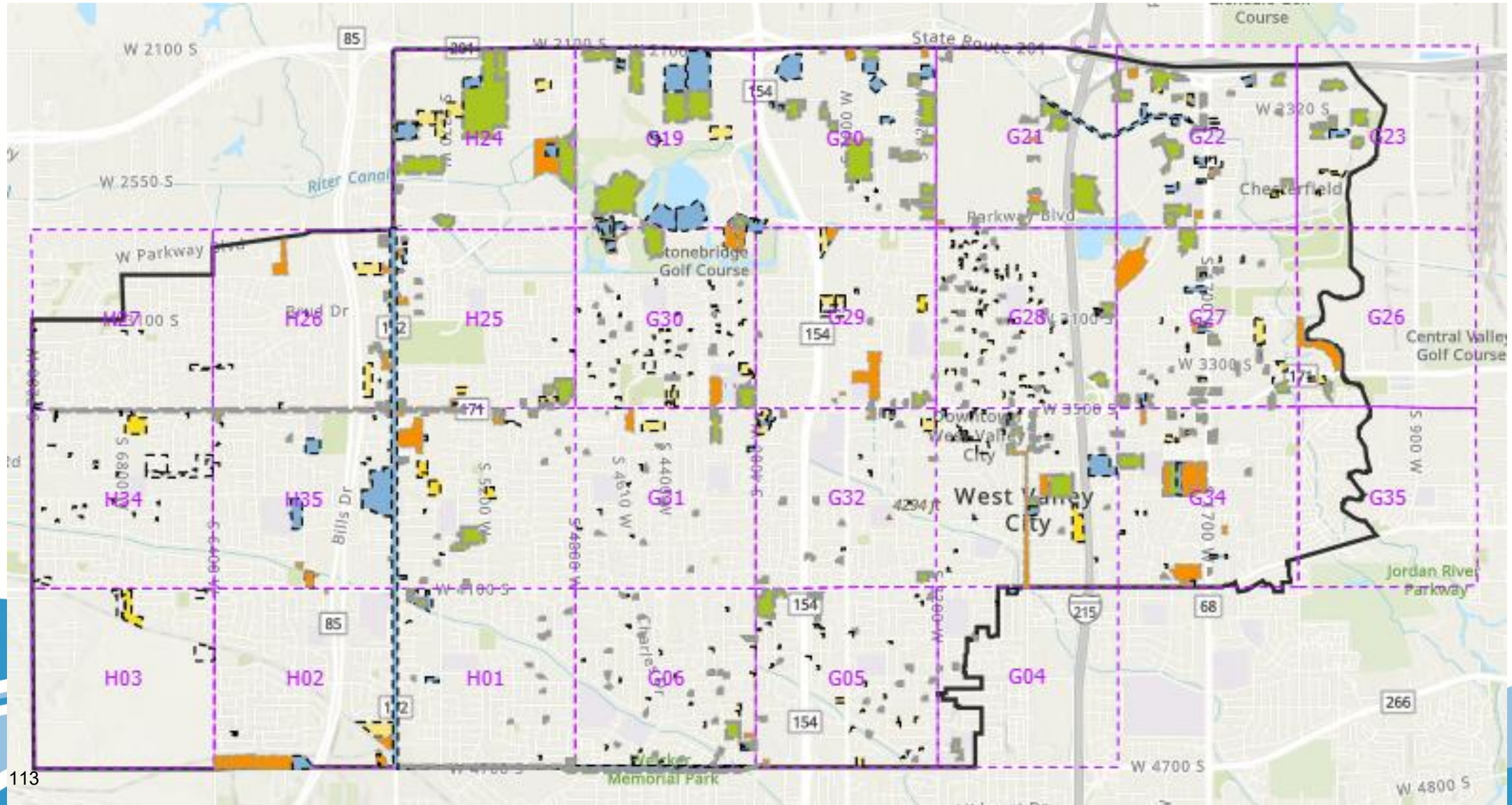
ENGINEERING REPORT

February 2026 Board Meeting

PLAN REVIEW UPDATE


	PROJECT NAME	NOTES	ADDRESS	TYPE	STATUS
1	UTA Bus Stops	Adding bus stops	5600 W (from 2700 S to 4700 S)	Other	Resubmittal Required
2	Mann Way Subdivision	4 Lots	3650 W 4000 W	Residential	Final Approval
3	Mana Academy	Adding restroom	2355 S Technology Dr	School	Resubmittal Required
4	University Of Utah Health WV Health Center	Core & Shell	3784 S 5600 W	Commercial	Final Approval
5	Sego Therapeutics	Laboratory	2778 S Leadership Ct	Tenant Improvement	Resubmittal Required
6	Excelsia	Medical Clinic	4625 Lake Park Blvd Suite 350	Tenant Improvement	Final Approval
7	Commissary Kitchen		1802 Alexander St	Tenant Improvement	Resubmittal Required
8	Discover Card North	Adding a building	2500 S Lake Park Blvd	Commercial	Resubmittal Required
9	Ensign Middle School Remodel		2691 Decker Lake Ln	Tenant Improvement	Resubmittal Required
10	East Townhomes	26 units	2996 Redwood Rd	Residential	Resubmittal Required
11	Ashton Grove Subdivision	12 Lots	5990 W 3500 S	Residential	Final Approval
12	WEIR Minerals	Marketing, storage & distribution facility	4927 W 2400 S Ste 300	Tenant Improvement	Final Approval
13	Right Side Up RV		6028 W 4700 S	Commercial	Resubmittal Required
14	WVC Office	Dividing large open flex floor space into individual offices	1751 Alexander St	Tenant Improvement	Final Approval
15	Costco Fleet Restroom WVC WH622		3747 S 2700 W	Tenant Improvement	Resubmittal Required
16	112 Savage Fish Poke		3513 Constitution Blvd Suite 300	Tenant Improvement	Resubmittal Required

PLAN REVIEW UPDATE










PLAN REVIEW UPDATE

Legend



Plan Review

-  Plans Approved
-  Under Construction
-  Under Review
-  Plans Finaled
-  Construction Complete
-  Subdivision Lots
-  others

Section_Zones - GHID Sections



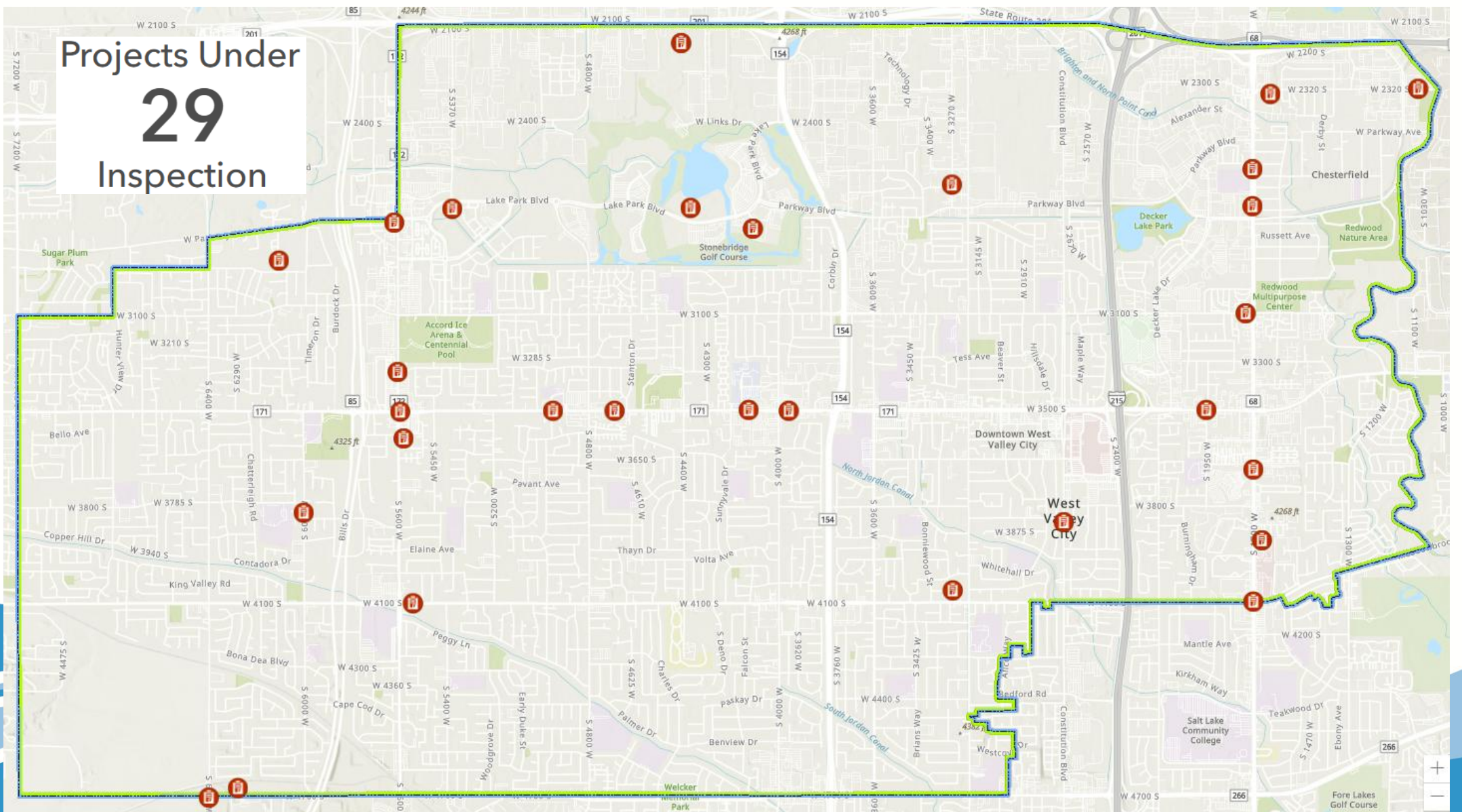
Section_Zones - Boundary


































INSPECTIONS UPDATE

Projects Under
29
Inspection




Projects Under 29 Inspection

- | | |
|--|--|
|  Skyline Electric 6272 W 4700 S |  RGA Design Center 1741 W 3100 S |
|  Treasure Circle 3280 W 4060 S |  20I 3100 S - 4100 S Redwood Rd Water Project |
|  AIS Residential Facility 2574 S Redwood Rd |  Lake Park Lot 1A (Nusano Radioisotope) 4129 W Lake Park Blvd |
|  Mountain America Credit Union 5541 W 4100 S |  Heather Villas Subdivision 6087 W Parkway Blvd |
|  Dutch Bros 5595 W 3500 S |  Webster Industrial Park 2726 S Redwood Rd |
|  IHC WVC Clinic Expansion 5373 W Lake Park Blvd |  Cantwell Dental 5611 W Parkway Blvd |
|  201 Commerce Center Buildings 4387 W South Frontage Rd |  Anderson WTP 1629 W 2320 S |
|  Wilkins Hollow Subdivision 3850 S 6000 W |  25T Redwood Rd-1950 W Sewer Project 1950 W 3500 S |
|  Esperanza Elementary School Addition 4956 W 3500 S |  Higgins Body & Paint Addition 3899 S Redwood Rd |
|  Les Schwab 3831 S CONSTITUTION BLVD |  LivSmart Studios 3302 S 5600 W |
|  Master Autotech 4128 W 3500 S |  Harmons West Central Kitchen Remodel 3955 W 3500 S |
| |  MIT R&D Park Buildings 1&2 4334 W Lake Park Blvd |
| |  Solari Phase 1, 2, 3, 4 & 5 Subdivision 3688 S Redwood Rd |
| |  4700 Industrial 4700 S 6400 W |
| |  Sunbelt Rentals Wash Bay 2595 S 3270 W |
| |  23L Watts Well 18 Waterline 1002 W 2320 S |
| |  Westway Dental 5579 W Erin Hill Rd |
| |  Salvador Ruiz 4669 W 3500 S |

TREASURE CIRCLE– 3280 W 4060 S




8" water line with inline & hydrant valve



8" sewer main trench with backfill

IHC EXPANSION – 5373 W LAKE PARK BLVD



6" DCDA vault




6" fire line and thrust blocks

WILKINS HOLLOW SUB – 3850 S 6000 W



12" ductile iron water line loop



12" water line tie in with thrust block