

Moab Area Transit 5-year Pilot

February 10, 2026

CITY COUNCIL

Update

Overview

- Analysis of ridership
- Potential changes
- Funding summary
- Discussion

2018

UDOT Hotspot funds
decrease in traffic
congestion

2022

Downtown
selected

2024

- Bike racks added
- Morning hours shifted
- Fixed route shortened

2026

- 4th Peak season
- Apply recommendations
- Consider state planning

2021

1. Dispersed parking
2. Moab Area Transit

2023

1st Season

2025

- Pilot stop painting
- BEAR assistance
- Applied for FTA funding

Services



**FARE-FREE TRANSPORTATION
FOR MOAB RESIDENTS & VISITORS**

Downtown Route

Service to transit stops along Main Street

Peak: Mar. 16 - Oct. 15

11 AM - 9 PM daily, every 50 minutes

On-Demand

Door-to-door service in the Moab area

Peak: Mar. 16 - Oct. 15

8 AM - 9 PM, daily

Off-Peak: Oct. 16 - Mar. 15

9 AM - 5 PM, Mon-Fri



Download the MAT App to:

Locate the stops and track the shuttle.

See the year-round on-demand service area and request a ride.

Or call 833-628-3733

moabcity.gov/MAT

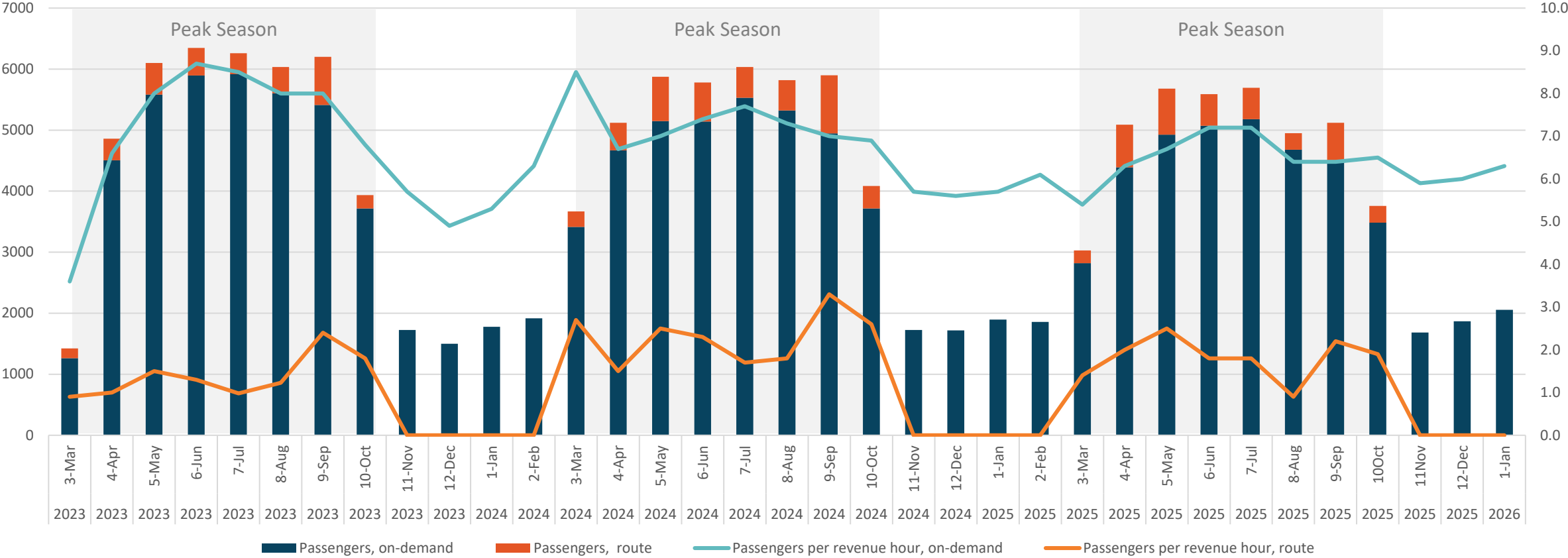


Totals

4.9/5 ridership rating

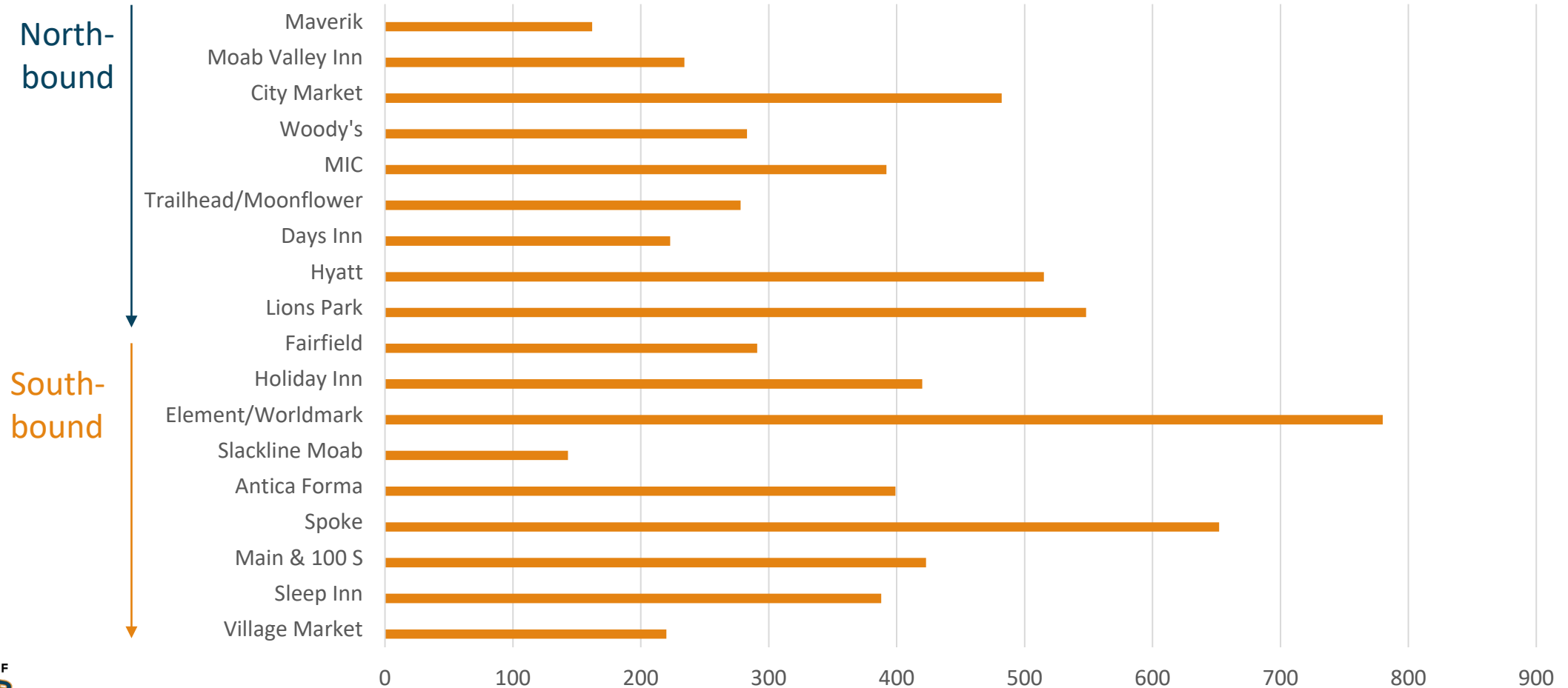
On-Demand	(Missing February)		
	2023-24	2024-25	2025-26
Passengers	44,809	45,082	40,649
Passengers/day	123	124	121
Wheelchair rides	156	165	69
Wait time	18 min	21 min	22 min
No Shows	99	119	114
Unique riders/mo.	490	506	513
Fixed Route			
Passengers	3,273	4,397	3,875
Passengers/day	15	21	18
Loop time	55 min	42 min	48 min

Total passengers by month



Geographic Use

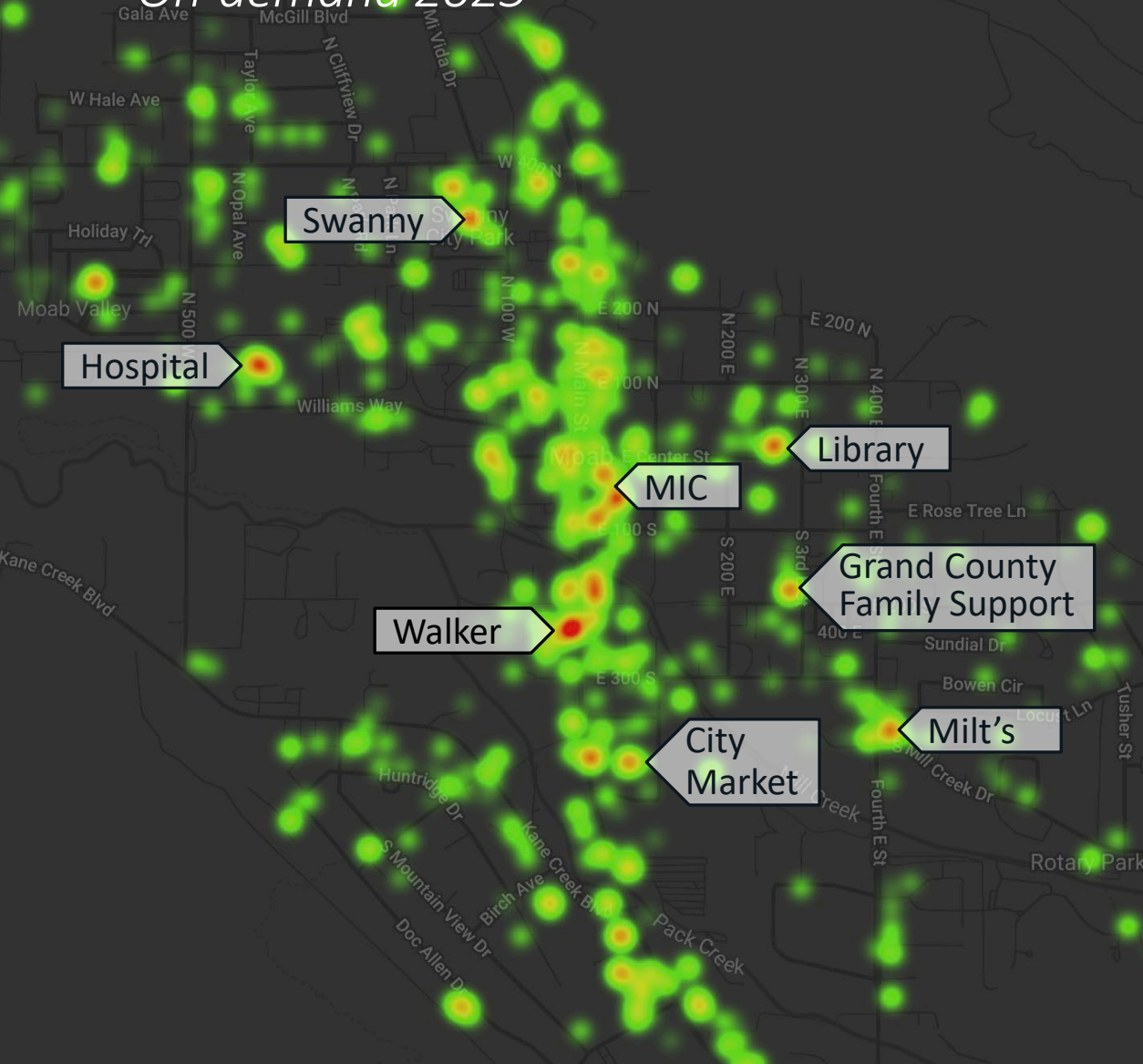
Riders by Route Stop 2025



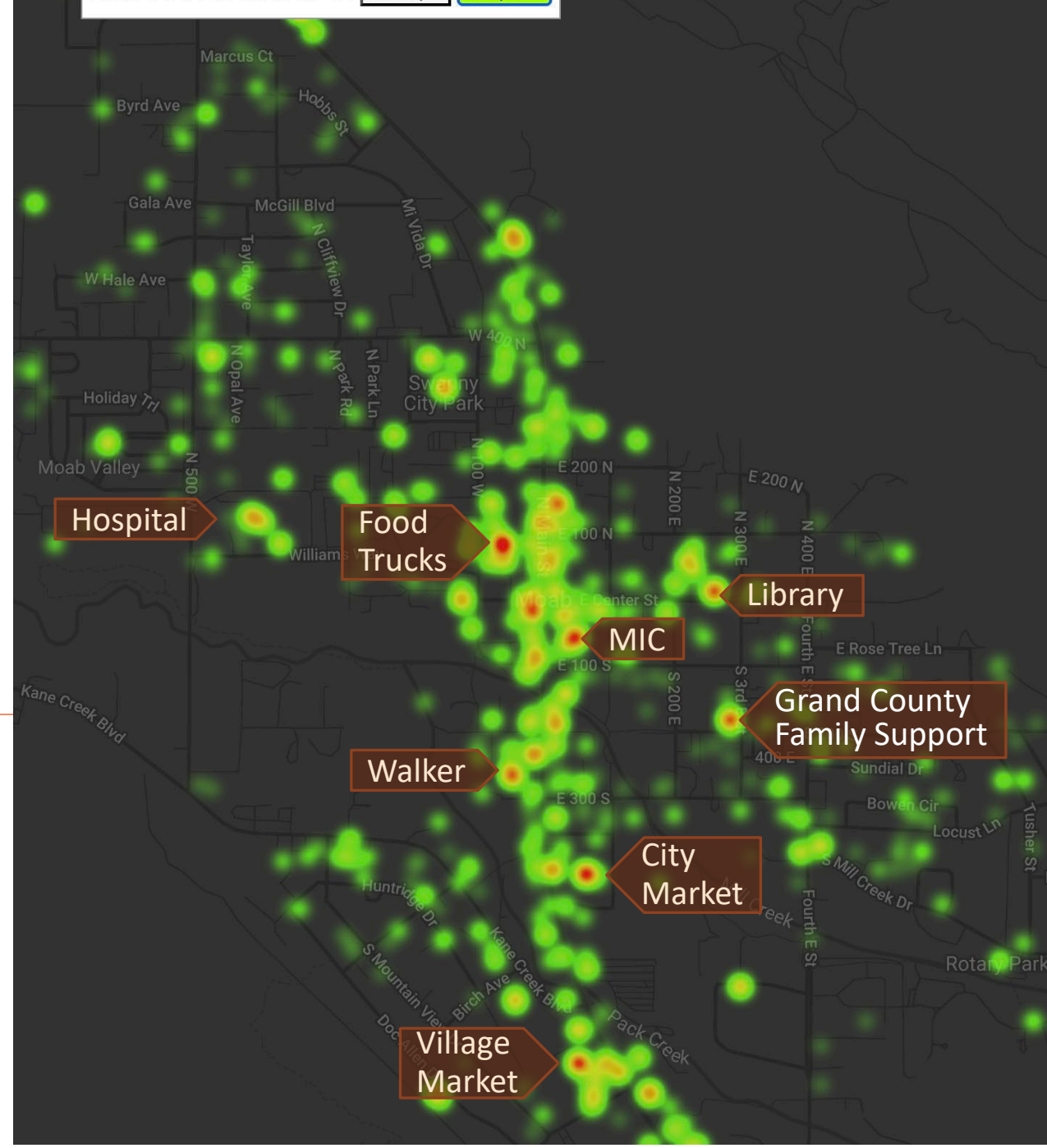
2025-05-01 to 2025-09-04 Pickups Dropoffs

Geographic Use

On-demand 2025



2025-05-01 to 2025-09-04 Pickups Dropoffs



Projects in 2025-26


- Painted stops
- Temporary maps at stops
- Timepoint trial
- Evaluation of stops for shade & benches

BEARhub Technical Assistance

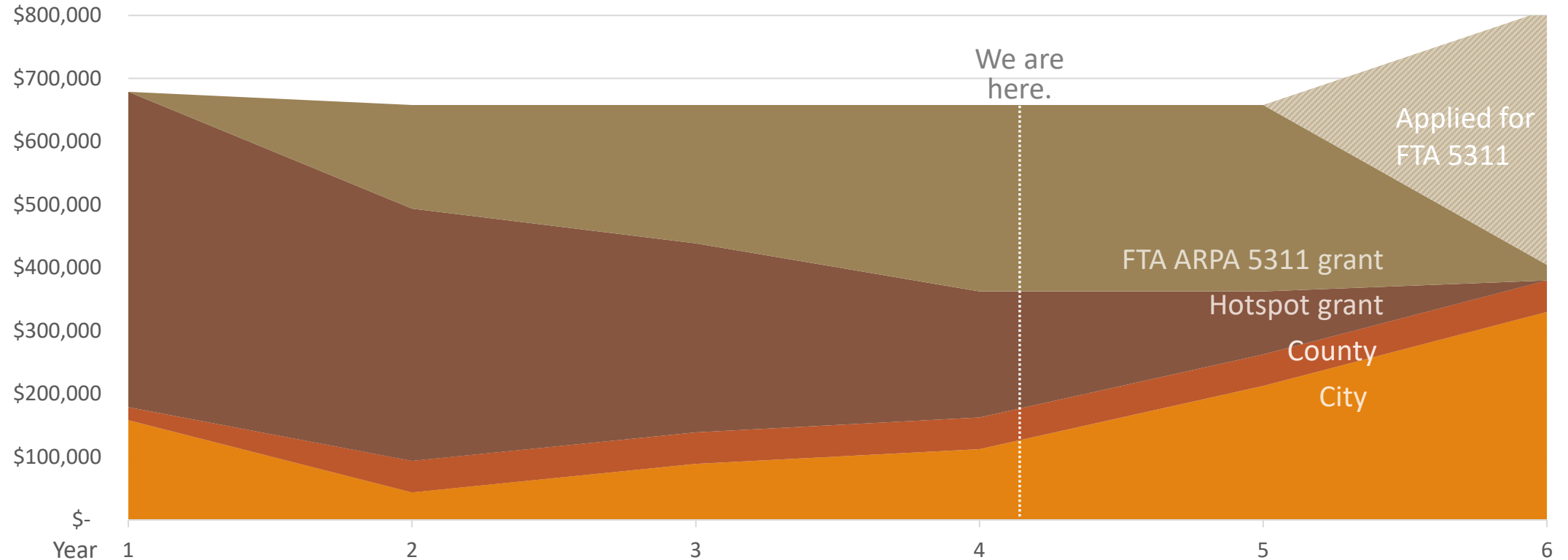
Behavior | Action | Energy | Research

Coming soon—

- Google map listing of downtown route
- More consistent materials
 - Naming of stops
 - “Downtown route” and “On demand”
- More maps at stops
- Magnets on buses to identify service type



Current MAT funding



FTA 5311	\$0	\$0	\$0	\$0	\$0	\$404,493
FTA ARPA 5311	\$0	\$164,524	\$219,365	\$295,733	\$295,733	\$24,644
Hotspot	\$500,000	\$400,000	\$300,000	\$200,000	\$100,000	\$0
County	\$20,833	\$50,000	\$50,000	\$50,000	\$50,000	\$50,000
City	\$158,095	\$43,571	\$88,730	\$112,362	\$212,362	\$329,849

Prospective funding options

1. State & Federal Planning

- Utah Technical Planning Assistance, 6.77% match
- Safe Streets for All Planning Assistance, 20% match
- FTA 5304 for planning, 20% match

Operations

- Federal FTA 5310 & 5311, 50% match on operations, 20% on capital

Capital

- Utah Transit Transportation Investment Fund for capital projects, 40% match
- FTA 5339 for buses & facilities, 20% local match
- Earmarks

2. Bus fare

3. Sales tax