



Taylorsville-Aging & Adult Client Service Overview

2025 Taylorsville Senior Center

Unique Clients Served: **667**

Average Daily # of Clients: **89**

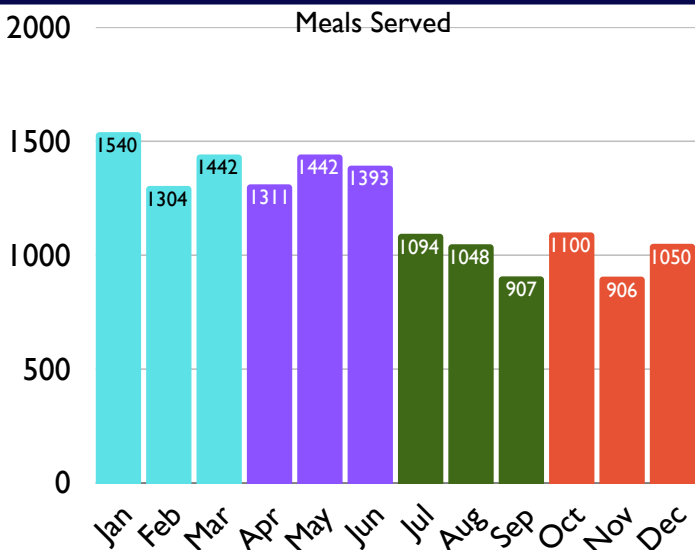
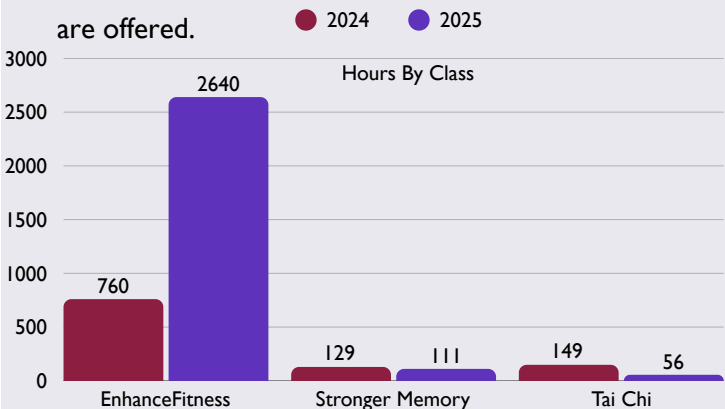
Average Daily Lunch Meals Served: **59**

Average Daily Exercise & Entertainment Hours: **200**



Growth in Attendance from 2024: **2% Growth** 

HEALTH PROMOTION CLASSES

- EnhanceFitness has had dramatic growth at Taylorsville, the program has seen 247% growth in participation hours from last year.
- Stronger Memory programming started this year at the center and has seen steady attendance.
- Tai Chi For Arthritis continues attendance when classes are offered.



US CENSUS - TAYLORSVILLE - AGE DEMOGRAPHICS

- Total Population Aged 65 and older: **24,116**
- Growth of the 65+ Population Since 2020: **9%** 
- Growth of the 65+ Population Since 2000: **101%** 

CLIENT BREAKDOWN

