



CITY COUNCIL

MEMBERS:

LEANNE HUFF
COREY THOMAS
SHARLA BYNUM
NICK MITCHELL
PAUL SANCHEZ
RAY DEWOLFE
CLARISSA WILLIAMS

ARIEL ANDRUS
CITY RECORDER
220 E MORRIS AVE
SUITE 200
SOUTH SALT LAKE
UTAH
84115
P 801.483.6019
F 801.464.6770
SSLC.GOV

South Salt Lake BOARD OF MUNICIPAL CANVASSERS

Notice is hereby given that the South Salt Lake Board of Canvassers will hold a meeting on **Tuesday, November 18, 2025**, in the City Council Chambers, 220 East Morris Avenue, **commencing at 5:00 p.m.**

To watch the meeting live click the link below to join:

<https://zoom.us/j/93438486912>

Conducting: Sharla Bynum, Council Chair

Items for Discussion and Vote:

Board of Canvassers for Municipal Primary Election:

1. **Accept and Approve the Results of the Municipal General Election Held in South Salt Lake, Utah on November 4, 2025**

THOSE NEEDING AUXILIARY COMMUNICATIVE AIDS OR OTHER SERVICES FOR THIS MEETING SHOULD CONTACT ARIEL ANDRUS AT 801-483-6019, GIVING AT LEAST 24 HOURS' NOTICE.

ARIEL ANDRUS
CITY RECORDER

November 14, 2025

CITY OF SOUTH SALT LAKE
BOARD OF CANVASSERS MEETING

BOARD OF CANVASSERS MEETING
Wednesday, November 18, 2025
5:00 p.m.

CITY OFFICES
220 E Morris Avenue
South Salt Lake, Utah 84115

PRESIDING
Council Chair Sharla Bynum

CONDUCTING
Council Chair Sharla Bynum

BOARD OF CANVASSERS PRESENT
Mayor Wood, Sharla Bynum, LeAnne Huff,
Corey Thomas, Nick Mitchell, Ray deWolfe

BOARD MEMBERS EXCUSED
Clarissa Williams, Paul Sanchez

STAFF PRESENT
Josh Collins, City Attorney
Ariel Andrus, City Recorder
Sara Ramirez, Deputy City Recorder

ITEMS FOR DISCUSSION AND VOTE

1. **Accept and approve the results of the Municipal General Election held in South Salt Lake, Utah on November 4, 2025.** City Recorder, Ariel Andrus, reviewed the election results from Salt Lake County with the Board of Canvassers.

Overall, there was a 33.3% voter turnout from the 9,948 active voters in the City. A total of 3,317 total ballots were counted.

The results of the 2025 Municipal General Election were as follows:

Mayor (4-year term)

| | |
|-----------------|---------------------|
| Cherie Wood | 2,203 votes, 66.76% |
| Brittany Karzan | 1,097 votes, 33.24% |

Council District 2 (4-year term)

| | |
|--------------|-----------------|
| Corey Thomas | 242 votes, 100% |
|--------------|-----------------|

Council District 3 (4-year term)

| | |
|----------------|-------------------|
| Sharla Bynum | 532 votes, 64.10% |
| Aileen Hampton | 298 votes, 35.90% |

Council District At-Large (4-year term)

| | |
|-------------------|-------------------|
| Clarissa Williams | 2,660 votes, 100% |
|-------------------|-------------------|

Council District At-Large (2-year term)

| | |
|----------------|---------------------|
| G. Ray deWolfe | 2,183 votes, 69.48% |
| Conrad Campos | 959 votes, 30.52% |

All Board Members present signed a statement accepting and approving the results of the 2025 Municipal Election.

A copy of the Board of Canvassers report is attached and incorporated by this reference.

The meeting adjourned at 5:03 p.m.


Sharla Bynum, Council Chair
Ariel Andrus, City Recorder

18-Nov-25

BOARD OF MUNICIPAL CANVASSERS MEETING LIST OF ATTENDEES

NAME

CITY/TOWN

REPRESENTING

NONE

[illegible]



November 18, 2025


Board of Canvassers, City of South Salt Lake
220 East Morris Avenue, #200
South Salt Lake, UT 84115

Honorable Board Members:

The *Official Canvass of Votes* for the November 4, 2025, Municipal General Election, convened in the Council Chambers of the City of South Salt Lake City Hall, on November 18, 2025. The results were presented to the Board for certification.

The South Salt Lake Board of Canvassers consisting of the following members hereby accept the official results:

Cherie Wood


Signature


Sharla Bynum


Signature

Clarissa Williams

Signature

Ray de Wolfe


Signature

Nick Mitchell


Signature


LeAnne Huff


Signature

Paul Sanchez

Signature


Corey Thomas


Signature

CHERIE WOOD
MAYOR

220 E MORRIS AVE
SUITE 200
SOUTH SALT LAKE CITY
UTAH
84115
O 801.483.6000
F 801.483.6001

I, Ariel Andrus, City Recorder in and for the City of South Salt Lake, State of Utah, do hereby certify that the attached report is a true and correct copy of the final tabulation of votes for the Municipal General Election held in South Salt Lake on Tuesday, November 18, 2025.


Ariel Andrus

City of South Salt Lake City Recorder



Standardized Canvass Statistics Report

South Salt Lake - November 4, 2025

Section 1: Active Voters and Turnout

33.3% Voter turnout
33.3% Proportion of active voters and same-day registrants who cast counted ballots
9,948 Active voters (use only the number given to counties the Friday before the election)

Section 2: Counted Ballot Statistics

3,317 Total ballots counted
3,148 Mail ballots counted
17 In-person early voting period ballots counted
139 In-person election day ballots counted
2 Disability ballots counted returned electronically
5 UOCAVA ballots counted returned electronically
6 Provisional ballots counted
0 Emergency ballots counted

Section 3: Vote History Reconciliation

3,317 Vote histories given
Yes Does total ballots counted match the number of voters given vote history in VISTA?
NA If no, what is the difference? (surplus vote histories)
If no, provide an explanation below.

Section 4: Provisional Ballot Statistics

7 Provisional ballots issued
6 Provisional ballots counted
1 Total provisional ballots not counted
0 Already voted
0 Insufficient ID
1 Residency
0 Incomplete form
0 Other
85.7% Percentage of provisionals that were counted
7 Number of provisional ballots that were same-day registration

Section 5: By Mail Ballot Statistics

46 Total challenged curable ballots (number of voters sent a cure notice)
34 Total rejected ballots that were curable but not cured
29 Envelopes with a signature that does not match the voter's signature
3 Unsigned envelopes
2 Ballots challenged for other curable reasons
73.9% Percentage of curable ballots not cured
0 Number of ballots where the voter submitted a disability affidavit
20 Total rejected non-provisional ballots that could not legally be cured
17 Returned after the received-by deadline
3 Rejected for other non-curable reasons
8.0% Percentage of ballots returned as undeliverable

Section 6: County Clerk Certification

I certify that the information contained in this report is true and accurate. (type your name in the field below)

Lannie K. Chapman

Fill the **highlighted orange cells** only.

Submit to elections@utah.gov upon completion of the canvass.

SOUTH SALT LAKE CITY MAYOR (Vote for 1)

| | | |
|-----------------|---------------|--------|
| | Total | |
| Times Cast | 3,317 / 9,948 | 33.34% |
| Candidate | Total | |
| CHERIE WOOD | 2,203 | 66.76% |
| BRITTANY KARZEN | 1,097 | 33.24% |
| Total Votes | 3,300 | |

SOUTH SALT LAKE CITY COUNCIL AT-LARGE (Vote for 1)

| | | |
|----------------------|---------------|---------|
| | Total | |
| Times Cast | 3,317 / 9,948 | 33.34% |
| Candidate | Total | |
| CLARISSA J. WILLIAMS | 2,660 | 100.00% |
| Total Votes | 2,660 | |

SOUTH SALT LAKE CITY COUNCIL AT-LARGE (2 YEAR TERM) (Vote for 1)

| | | |
|----------------|---------------|--------|
| | Total | |
| Times Cast | 3,317 / 9,948 | 33.34% |
| Candidate | Total | |
| G. RAY DEWOLFE | 2,183 | 69.48% |
| CONRAD CAMPOS | 959 | 30.52% |
| Total Votes | 3,142 | |

SOUTH SALT LAKE CITY COUNCIL DISTRICT 2 (Vote for 1)

| | | |
|--------------|-------------|---------|
| | Total | |
| Times Cast | 325 / 1,279 | 25.41% |
| Candidate | Total | |
| COREY THOMAS | 242 | 100.00% |
| Total Votes | 242 | |

SOUTH SALT LAKE CITY COUNCIL DISTRICT 3 (Vote for 1)

| | | |
|----------------|-------------|--------|
| | Total | |
| Times Cast | 872 / 2,236 | 39.00% |
| Candidate | Total | |
| SHARLA BYNUM | 532 | 64.10% |
| AILEEN HAMPTON | 298 | 35.90% |
| Total Votes | 830 | |