

2025 - Black

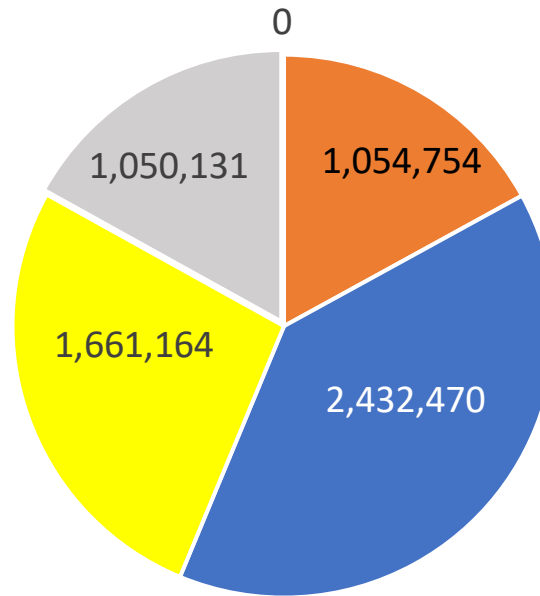
2024 - Light Blue 2023 - Purple

2022 - Red 2021 - Yellow

2020 - Blue 2019 - Green

November 2025

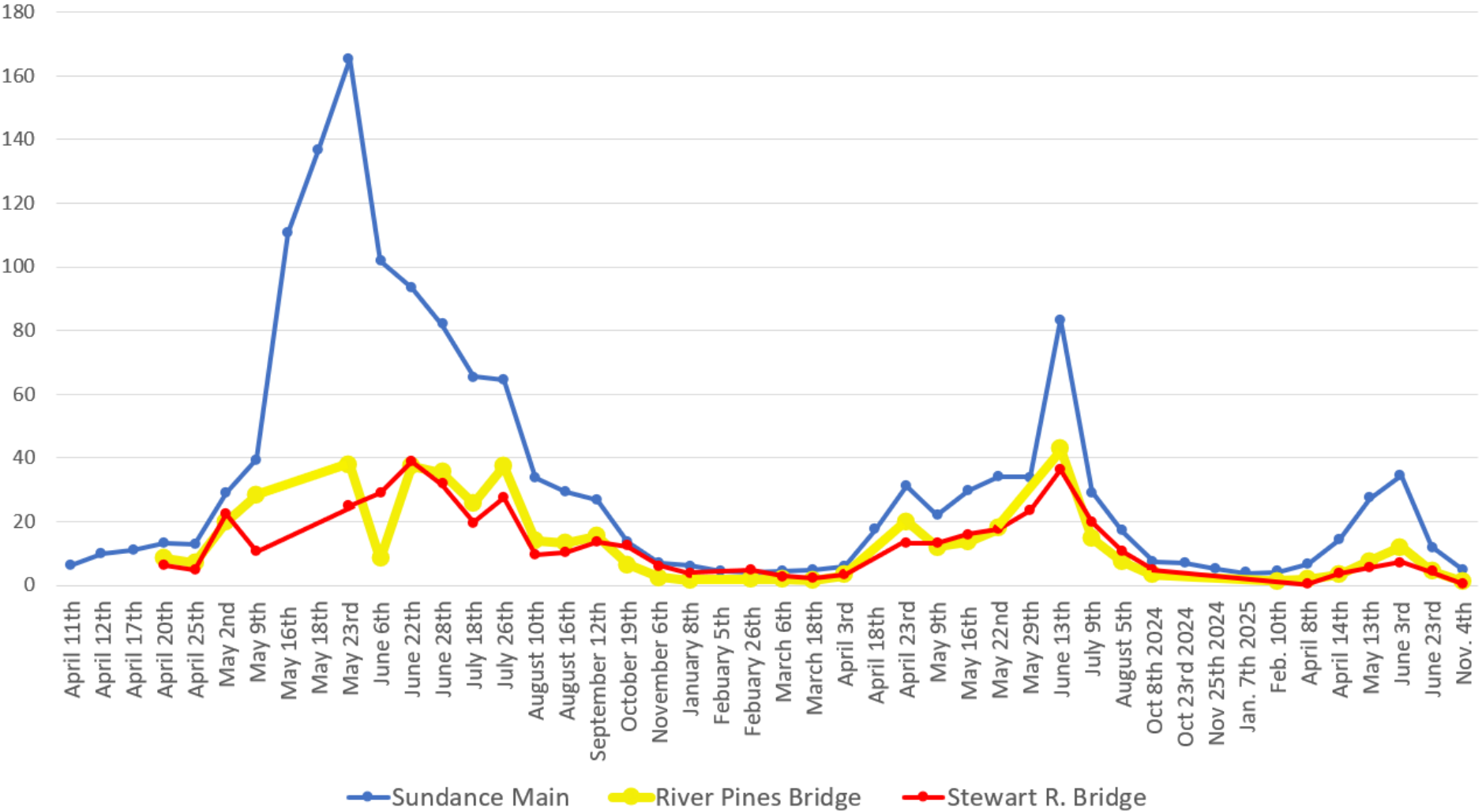
Source Total: 6,245,645 Gallons



- District Metered Usage
- Conveyed Water Usage
- Unaccounted Stewart Zone
- Unaccounted Lower Pressure zone
- Unaccounted Upper Pressure Zone

April 2023 To Present

C
F
S



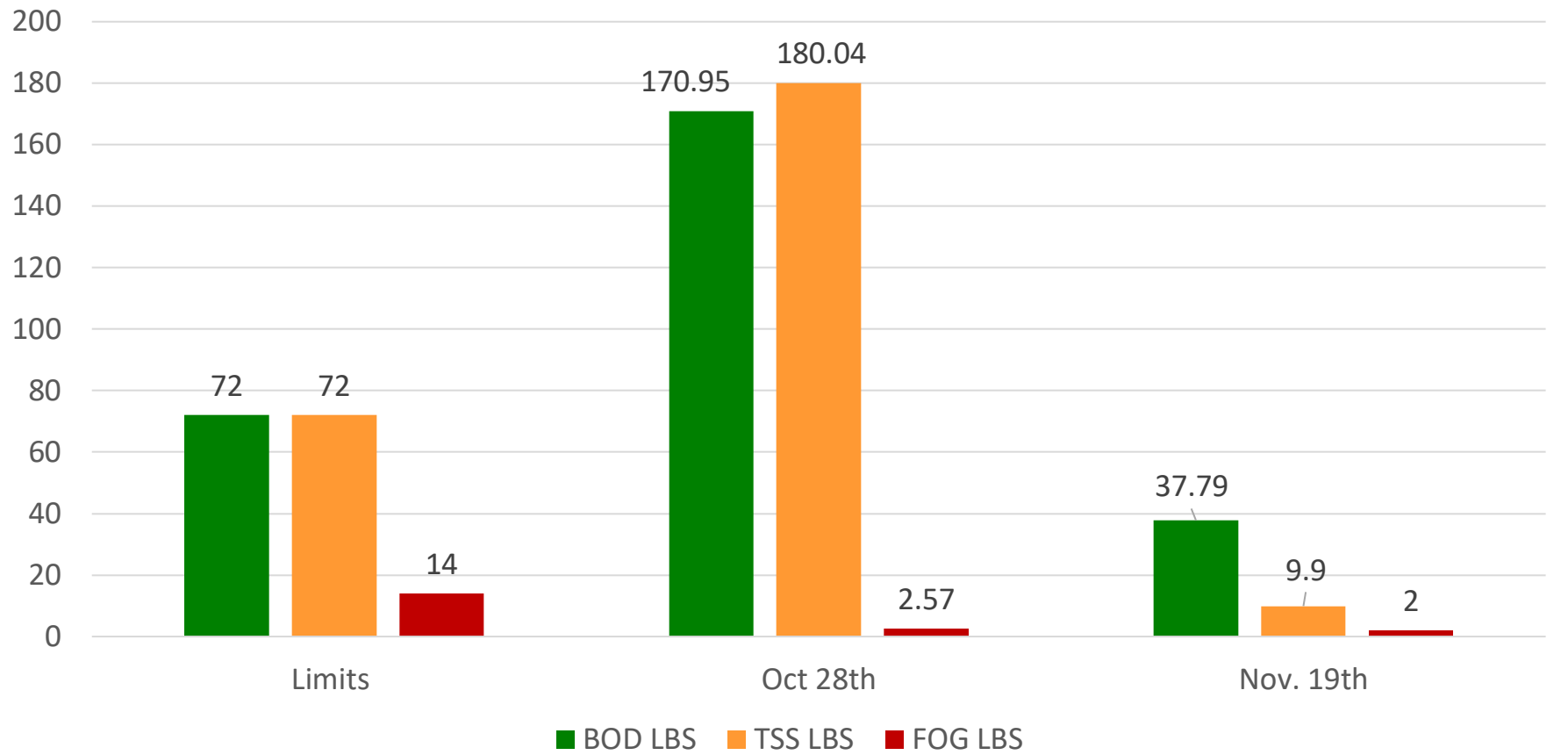
Water Department Information for November

- Our overall water consumption is similar to last year.
- Aspen Grove wet-well levels are averaging 5.76 feet for November 2025 which is slightly down from last month. This time last year, in November 2024, our average was 6.43 feet.
- Stewart Spring is averaging 61 gpm for November 2025, which is same as last month. This time last year it was averaging 62 gpm for November 2024.
- Stewart spring overflow is running 10 gpm for the month of November which is down from last month. Total, Stewart Spring produced an average of 71 gpm for November.
- Unaccounted water
 - Upper Pressure Zone
 - Still at zero.
 - Lower Pressure Zone and Stewart Zone
 -
- COP has started backfill on the water treatment plant. They are also doing electrical and inside construction.
- Aqua is working on master meters and updating the master plan.
- We are now doing multiple water samples every other week. We are completing the PFAS sampling as well.
- We ordered two new master mag meters for the springs.
- We are waiting on the State in order to change application the Provo Bench Canal water we bought.

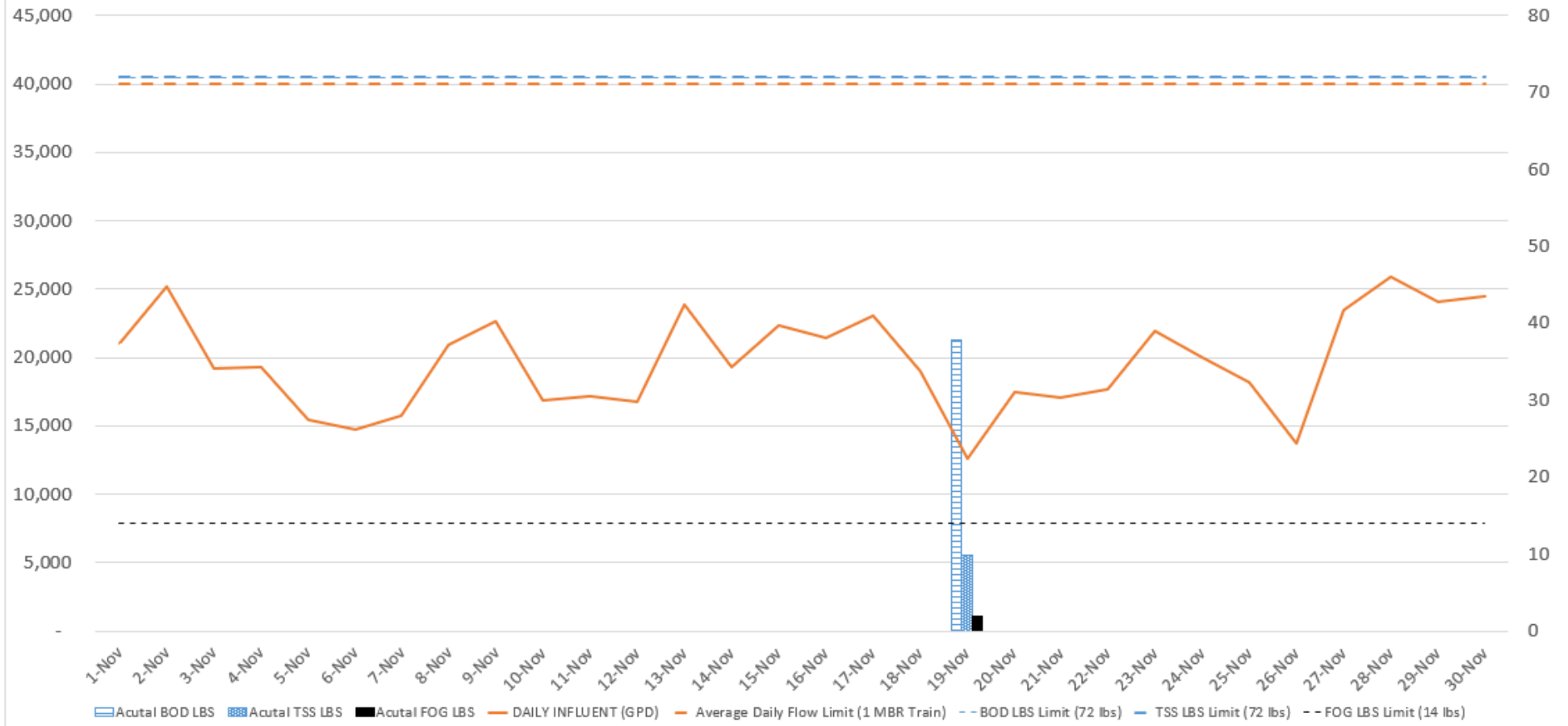
Wastewater Department Information for November

- We have one lab for November, all within limits.
- The plant construction is moving forward they have plumbers and electricians in working.
- We had the roof replaced as it was near its end of life.
- We are working through the process of keeping the plant operational and bringing new equipment online.
- The generator automatic transfer switch has been replaced.
- We now have both MBR's online in anticipation of the ski season and opening of the Inn.

Wastewater Labs Chart 2025



Current Month: 2025



AVERAGE DAILY FLOW (GPD)	19,681
HIGHEST DAILY FLOW (GPD)	25,881

