

Special Education Funding and New/Expanding Charter Schools

USBE Finance Committee Meeting
November 7, 2025

Expenditures by Categorical Program	WPU	Amount	WPU	Amount
A. Regular Basic School Program				
1. Kindergarten	39,217	176,242,700	41,603	194,453,900
2. Grades 1-12	607,978	2,732,253,300	604,599	2,825,895,900
3. Foreign Exchange Students	405	1,927,500	407	2,009,700
4. Necessarily Existent Small Schools ⁽²⁾⁽¹³⁾	10,661	58,845,900	10,661	67,151,800
5. Professional Staff ⁽⁸⁾	57,457	259,530,900	0	0
6. Mid and Final Year Distribution Balancing ⁽¹⁹⁾	0	45,000,000	0	50,000,000
7. Enrollment Growth Contingency - Balances ⁽⁷⁾⁽¹⁵⁾	0	(8,248,600)	0	19,101,000
Subtotal - Regular Basic School Program:	715,718	\$3,265,551,700	657,270	\$3,158,612,300
B. Restricted Basic School Program				
1. Special Education - Regular - Add-on WPU ⁽³⁾	101,350	455,467,000	101,987	476,687,300
2. Special Education - Regular - Self-Contained	11,588	52,655,000	11,691	54,643,800
3. Special Education - Pre-School	11,306	51,061,200	11,174	52,227,300
4. Special Education - Extended School Year Program	457	2,082,000	452	2,112,600
5. Special Education - Impact Aid ⁽¹⁾	2,060	9,400,500	1,300	6,074,400
6. Special Education - Extended Year for Special Educators	909	4,346,000	909	4,248,900
7. Students At-Risk - Add-on ⁽¹⁾⁽⁹⁾⁽¹¹⁾	28,823	129,845,500	27,918	130,501,400
8. Career & Technical Education - District Add-on ⁽¹⁾⁽¹²⁾	29,087	130,749,200	27,847	130,155,200
9. Class Size Reduction	42,357	193,583,600	41,861	195,658,500
Subtotal - Restricted Basic School Program:	227,937	\$1,029,190,000	225,139	\$1,052,309,400
Total Expenditures:	943,655	\$4,294,741,700	882,409	\$4,210,921,700

SPED Add-On Formula

Program	Key Data Points	Formula(s)
PPF - Special Education - Add-on	Prior-Year ADM	Higher of Foundation Amount (Based on 5-Year Rolling Average of SPED ADM) or Prior Year SPED WPU + SPED Growth WPU (Capped for School Districts)

SPED Add-On Formula

Program	Key Data Points	Formula(s)
PPF - Special Education - Add-on	Prior-Year ADM	Higher of Foundation Amount (Based on 5-Year Rolling Average of SPED ADM) or Prior Year SPED WPU's + SPED Growth WPU's (Capped for School Districts)

School District
FY25 SPED Add-on WPU's – 9,400 WPU's

SPED Add-On Formula

Program	Key Data Points	Formula(s)
PPF - Special Education - Add-on	Prior-Year ADM	Higher of Foundation Amount (Based on 5-Year Rolling Average of SPED ADM) or Prior Year SPED WPU's + SPED Growth WPU's (Capped for School Districts)

School District

FY25 SPED Add-on WPU's – 9,400 WPU's

5-year Avg SPED ADM – 9,500 WPU's

(Foundation Amount)

SPED Add-On Formula

Program	Key Data Points	Formula(s)
PPF - Special Education - Add-on	Prior-Year ADM	Higher of Foundation Amount (Based on 5-Year Rolling Average of SPED ADM) or Prior Year SPED WPU's + SPED Growth WPU's (Capped for School Districts)

School District

FY25 SPED Add-on WPU's – 9,400 WPU's

5-year Avg SPED ADM – 9,500 WPU's (Foundation Amount)

FY24 SPED ADM – 9,500 ADM

FY25 SPED ADM – 10,000 ADM

Growth Factor = $500/9,500 = 5.2632\%$

SPED Add-On Formula

Program	Key Data Points	Formula(s)
PPF - Special Education - Add-on	Prior-Year ADM	Higher of Foundation Amount (Based on 5-Year Rolling Average of SPED ADM) or Prior Year SPED WPU's + SPED Growth WPU's (Capped for School Districts)

School District

FY25 SPED Add-on WPU's – 9,400 WPU's

5-year Avg SPED ADM – 9,500 WPU's
(Foundation Amount)

FY24 SPED ADM – 9,500 ADM

FY25 SPED ADM – 10,000 ADM

Growth Factor = $500 / 9,500 = 5.2632\%$

Growth WPU's (Prior Year ADM * Growth Factor) = $10,000 * 5.2632\%$
= 526.32 WPU's

SPED Add-On Formula

Program	Key Data Points	Formula(s)
PPF - Special Education - Add-on	Prior-Year ADM	Higher of Foundation Amount (Based on 5-Year Rolling Average of SPED ADM) or Prior Year SPED WPU's + SPED Growth WPU's (Capped for School Districts)

School District

FY25 SPED Add-on WPU's – 9,400 WPU's

5-year Avg SPED ADM – 9,500 WPU's
(Foundation Amount)

FY24 SPED ADM – 9,500 ADM

FY25 SPED ADM – 10,000 ADM

Growth Factor = $500 / 9,500 = 5.2632\%$

Growth WPU's (Prior Year ADM * Growth Factor) = $10,000 * 5.2632\%$
= 526.32 WPU's

Prior Year WPU's + Growth WPU's = $9,400 + 526.32 = 9,926.32$ WPU's = \$46,395,620

**The SPED Add-on formula is based
on two years of ADM information**


**New and expanding charter schools
do not have this information until
their third year of operations**

Effective 5/4/2022


**53F-2-307. Weighted pupil units for programs for students with disabilities --
Local school board allocation.**

- (2) The number of weighted pupil units for students with disabilities shall reflect the direct cost of programs for those students conducted in accordance with rules established by the state board in accordance with [Title 63G, Chapter 3, Utah Administrative Rulemaking Act](#).

R277-479. Funding for Charter School Students With Disabilities on an IEP

Rule Text	History	About this Rule
<div><div>▼</div><div>R277. Education, Administration.</div><div>R277-479. Funding for Charter School Students With Disabilities on an IEP. </div><div>R277-479-1. Authority, Purpose, and Oversight Category.</div><div>(1) This rule is authorized by:</div></div>		
		<div>Status of Rule</div> <div>Effective October 8, 2024</div> <div>Five-year review March 12, 2027</div>

R277-479. Funding for Charter School Students With Disabilities on an IEP

Rule Text	History	About this Rule
<div>▼</div> <div>R277. Education, Administration.</div> <div>R277-479. Funding for Charter School Students With Disabilities on an IEP. </div> <div>R277-479-1. Authority, Purpose, and Oversight Category.</div> <div>(1) This rule is authorized by:</div>		
		<div>Status of Rule</div> <div>Effective October 8, 2024</div> <div>Five-year review March 12, 2027</div>

H.B. 113 Students with Disabilities Funding Revisions

Bill Text**Status****Hearings/Debate**

Enrolled

[Printer Friendly](#) 

1

STUDENTS WITH DISABILITIES FUNDING REVISIONS

2

2022 GENERAL SESSION

3

STATE OF UTAH


4

Chief Sponsor: Marsha Judkins

5

Senate Sponsor: Lincoln Fillmore

6

H.B. 113**Bill Sponsor:**

Rep. Judkins,
Marsha

Floor Sponsor:

Sen. Fillmore,
Lincoln

Substitute Sponsor: [Rep. Judkins, Marsha](#)

Drafting Attorney: Michael E. Curtis

Fiscal Analyst: Ben Leishman

R277-479. Funding for Charter School Students With Disabilities on an IEP

Rule Text

History

About this Rule

R277. Education, Administration.

[R277-479. Funding for Charter School Students With Disabilities on an IEP.](#) 

R277-479-1. Authority, Purpose, and Oversight Category.

(1) This rule is authorized by:

Status of Rule

Effective October 8, 2024

Five-year review March 12, 2027

First implemented in FY25

R277-479-3. Charter School Special Education Add-On Funding.

(b)(i) A new or expanding charter school in its first operational year shall receive special education add-on funding based on estimated enrollment projections made by the CDC and approved by the Superintendent for legislative projections.

(ii) The Superintendent shall initially calculate the add-on by multiplying estimated enrollment by 10% to determine the number of WPUUs allocated in the legislative estimate.

R277-479-3. Charter School Special Education Add-On Funding.

(b)(i) A new or expanding charter school in its first operational year shall receive special education add-on funding based on estimated enrollment projections made by the CDC and approved by the Superintendent for legislative projections.

(ii) The Superintendent shall initially calculate the add-on by multiplying estimated enrollment by 10% to determine the number of WPUUs allocated in the legislative estimate.

(iii) The Superintendent shall finally calculate the add-on by taking the actual number of special education students reported on the December 1 count.

				FY25 SPED Add-On WPU			
ID	LEA Name	Type	Year	Legislative Estimates	Final Updates	Chng.	% Chng.
7K	Wallace Stegner Academy	Expansion	Year 1	327.0	242.0	-85.0	-26%
93	John Hancock Charter School	Expansion	Year 2	396.1	133.8	-262.3	-66%

December
1 Count

R277-479-3. Charter School Special Education Add-On Funding.

(c)(i) For the second operational year, a new or expanding charter school shall receive estimated special education add-on funding based on the December 1 count from the prior year.

(ii) The final WPU's allocated from the special education add-on program in the second operational year shall equal the ADM count from the prior year.

				FY25 SPED Add-On WPU's			
ID	LEA Name	Type	Year	Legislative Estimates	Final Updates	Chng.	% Chng.
7K	Wallace Stegner Academy	Expansion	Year 1	327.0	242.0	-85.0	-26%
93	John Hancock Charter School	Expansion	Year 2	396.1	133.8	-262.3	-66%

FY24 ADM

Because prior-year WPU's are part of the SPED Add-on formula, an incorrect prior-year WPU level can perpetuate year after year

				FY25 SPED Add-On WPU's			
ID	LEA Name	Type	Year	Legislative Estimates	Final Updates	Chng.	% Chng.
7K	Wallace Stegner Academy	Expansion	Year 1	327.0	242.0	-85.0	-26%

ID	Phase	LEA Name	Data	FY 21	FY 22	FY 23	FY 24	FY 25
7K	7K0	Wallace Stegner Academy	SPED WPU's	55.7	118.3	252.3	278.8	242.0
			Prior Year ADM	58.8	75.0	131.6	151.6	149.3
			Ratio	0.95	1.58	1.92	1.84	1.62

				FY25 SPED Add-On WPU's			
ID	LEA Name	Type	Year	Legislative Estimates	Final Updates	Chng.	% Chng.
93	John Hancock Charter School	Expansion	Year 2	396.1	133.8	-262.3	-66%

ID	Phase	LEA Name	Data	FY 21	FY 22	FY 23	FY 24	FY 25
93	930	John Hancock Charter School	SPED WPU's	26.5	29.5	90.1	174.1	133.8
			Prior Year ADM	34.3	32.5	42.7	44.4	133.8
			Ratio	0.77	0.91	2.11	3.92	1.00

Charter Schools

ID	Phase	LEA Name	Type	FY21 Ratio	FY22 Ratio	FY23 Ratio	FY24 Ratio	FY25 Ratio
2J	2J0	Ascent Academies of Utah	Charter	2.41	2.94	3.31	2.87	2.87
3B	3B0	Beehive Science and Technology Academy	Charter	1.08	0.95	3.68	3.24	2.77
3D	3D0	Spectrum Academy	Charter	2.87	2.81	2.79	2.73	2.70
2K	2K0	Utah Military Academy	Charter	2.54	2.69	2.69	2.69	2.69
3I	3I0	Leadership Learning Academy	Charter	2.36	2.63	2.63	2.59	2.41
74	740	American Preparatory (Utah Charter Academies Inc)	Charter	2.48	2.52	2.52	2.36	2.36
A9	A90	Success Academy	Charter	0.83	0.55	1.28	1.56	2.18
7F	7F0	Excelsior Academy	Charter	1.88	2.08	2.08	2.04	2.04
1I	1I0	Utah International Charter School	Charter	2.09	1.98	1.98	1.98	1.98
4I	4I0	Mana Academy (Salt Lake Charter School)	Charter	1.78	1.95	1.95	1.95	1.95
A5	A50	Itineris Early College High School	Charter	0.75	2.14	2.14	2.02	1.95

School Districts

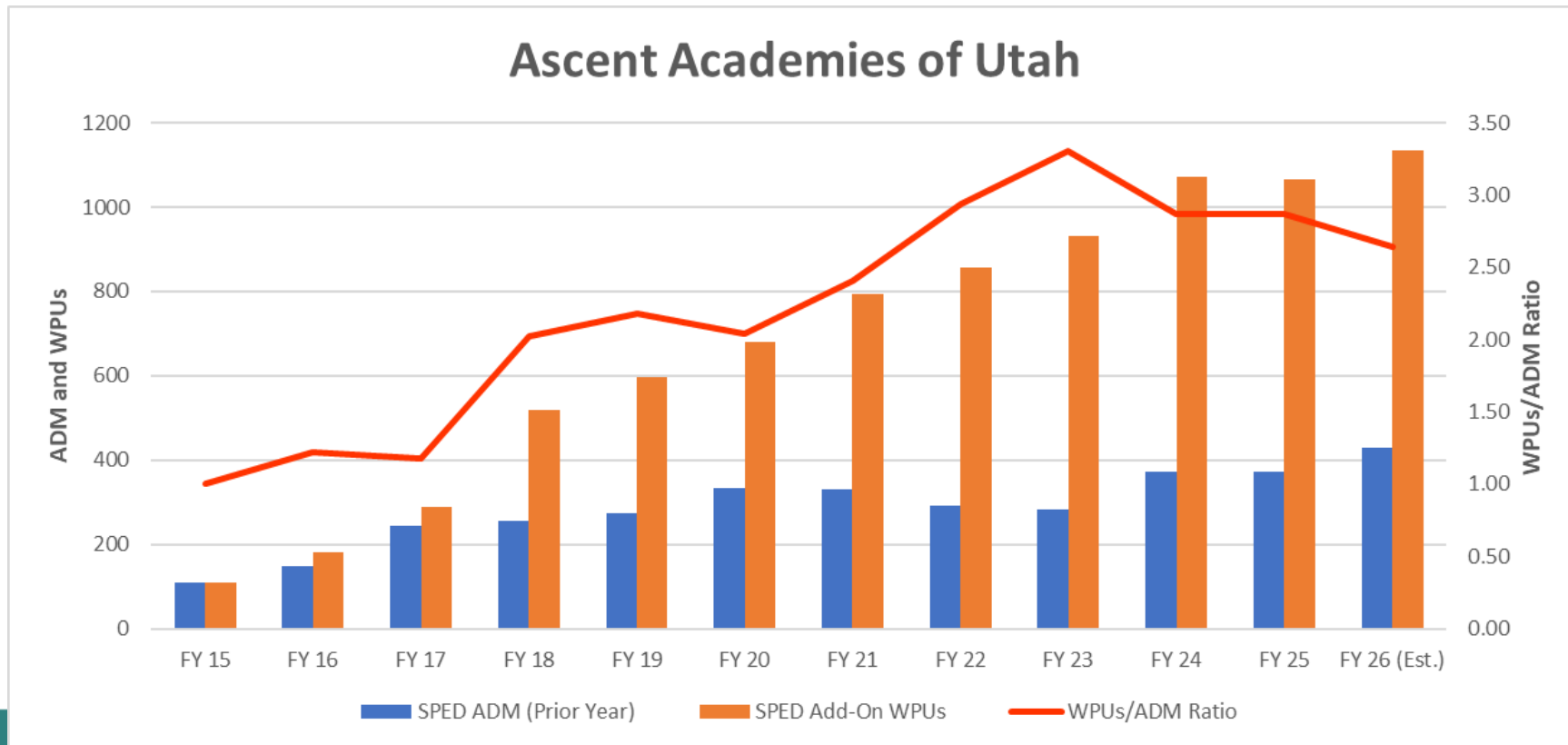
ID	Phase	LEA Name	Type	FY21 Ratio	FY22 Ratio	FY23 Ratio	FY24 Ratio	FY25 Ratio
34	340	Wayne School District	District	1.26	1.33	1.37	1.36	1.35
29	290	Tintic School District	District	1.20	1.26	1.26	1.26	1.33
16	160	Kane Co School District	District	1.52	1.32	1.33	1.33	1.31
28	280	South Summit School District	District	1.11	1.21	1.22	1.23	1.22
6	060	Daggett Co School District	District	0.84	0.83	0.93	1.23	1.21
5	050	Carbon Co School District	District	1.11	1.20	1.20	1.20	1.20
27	270	South Sanpete School District	District	1.19	1.19	1.19	1.19	1.18
38	380	Provo School District	District	1.06	1.17	1.17	1.17	1.17
39	390	Logan City School District	District	1.09	1.16	1.16	1.16	1.16
23	230	Piute School District	District	1.21	1.17	1.17	1.17	1.16
13	130	Iron Co School District	District	1.18	1.13	1.16	1.16	1.16
31	310	Uintah School District	District	1.08	1.13	1.15	1.15	1.15
22	220	Park City School District	District	1.01	1.08	1.15	1.16	1.15
1	010	Alpine School District	District	1.11	1.12	1.15	1.14	1.14
36	360	SLC School District	District	1.06	1.13	1.13	1.13	1.13

Charter Schools

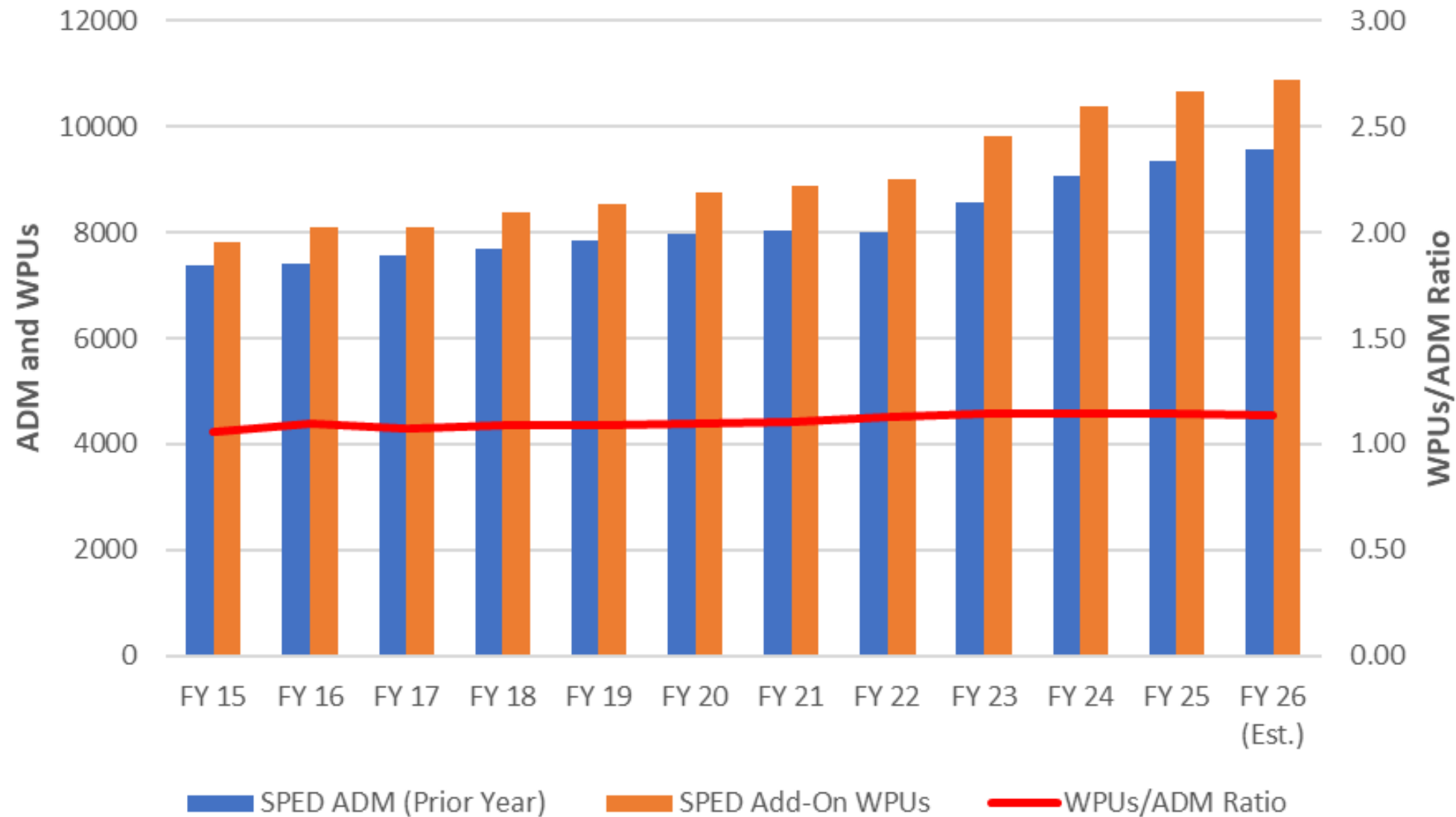
ID	Phase	LEA Name	Type	FY21 Ratio	FY22 Ratio	FY23 Ratio	FY24 Ratio	FY25 Ratio
2J	2J0	Ascent Academies of Utah	Charter	2.41	2.94	3.31	2.87	2.87
3B	3B0	Beehive Science and Technology Academy	Charter	1.08	0.95	3.68	3.24	2.77
3D	3D0	Spectrum Academy	Charter	2.87	2.81	2.79	2.73	2.70
2K	2K0	Utah Military Academy	Charter	2.54	2.69	2.69	2.69	2.69
3I	3I0	Leadership Learning Academy	Charter	2.36	2.63	2.63	2.59	2.41
74	740	American Preparatory (Utah Charter Academies Inc)	Charter	2.48	2.52	2.52	2.36	2.36
A9	A90	Success Academy	Charter	0.83	0.55	1.28	1.56	2.18
7F	7F0	Excelsior Academy	Charter	1.88	2.08	2.08	2.04	2.04
1I	1I0	Utah International Charter School	Charter	2.09	1.98	1.98	1.98	1.98
4I	4I0	Mana Academy (Salt Lake Charter School)	Charter	1.78	1.95	1.95	1.95	1.95
A5	A50	Itineris Early College High School	Charter	0.75	2.14	2.14	2.02	1.95

Ascent Academies (2J0)

Fiscal Year	FY2015	FY2016	FY2017	FY2018	FY2019	FY2020	FY2021	FY2022	FY2023	FY2024	FY2025	FY2026
Prior Year WPU	108.900	108.900	181.500	288.853	517.918	596.863	681.570	795.000	857.938	932.362	1071.643	1071.643
Growth WPU	0.000	0.000	14.294	229.064	3.520	5.012	113.430	-9.946	-29.576	139.281	-5.168	-5.168
Year 1 Expansion	0	726	0	0	555	0	0	516	0	0	0	0
Year 2 Expansion	0	0	726	0	0	555	0	0	516	0	0	0
Expansion WPU	0.000	72.600	93.059	0.000	75.425	79.695	0.000	72.884	104.000	0.000	0.000	0.000
Total WPU	108.900	181.500	288.853	517.918	596.863	681.570	795.000	857.938	932.362	1071.643	1066.475	1066.475
Prior Year ADM	108.9	148.4	244.4	256.0	273.7	334.4	330.2	291.9	281.8	373.2	371.4	371.4
WPUs/ADM Ratio	1.00	1.22	1.18	2.02	2.18	2.04	2.41	2.94	3.31	2.87	2.87	2.87



Alpine School District



LEA Information				K-12 Enrollment Counts				SPED Add-On WPUs			
ID	LEA Name	Type	Year	FY25 - K-12	FY26 - K-12	Chng.	% Chng.	FY25	FY26 (Est.)	Chng.	% Chng.
2N	ThrivePoint Academy	New Charter	FY26	-	107	107	100%	-	13.0	13.0	100%
1N	Virtual Horizons Charter School	New Charter	FY26	-	141	141	100%	-	23.0	23.0	100%
7I	Weber State University Charter Academy	Re-Opened Charter	FY26	-	12	12	100%	-	1.0	1.0	100%
7K	Wallace Stegner Academy	New Satellite	FY26	2,166	2,848	682	31%	242.0	390.0	148.0	61%
8L	Salt Lake Academy High School	Merged with Athlos	FY26	397	888	491	124%	57.7	83.0	25.3	44%
7E	Gateway Preparatory Academy	Expansion	FY26	737	2,223	1,486	202%	127.7	149.0	21.3	17%
4C	Lakeview Academy	Expansion	FY26	1,061	1,103	42	4%	135.4	140.0	4.6	3%
4D	Syracuse Arts Academy	Expansion	FY26	1,718	2,050	332	19%	543.9	366.0	-177.9	-33%
74	American Preparatory Academy	Merged with American Principles	FY26	5,186	5,451	265	5%	1,135.3	552.0	-583.3	-51%

LEA Information				K-12 Enrollment Counts				SPED Add-On WPUs			
ID	LEA Name	Type	Year	FY25 - K-12	FY26 - K-12	Chng.	% Chng.	FY25	FY26 (Est.)	Chng.	% Chng.
2N	ThrivePoint Academy	New Charter	FY26	-	107	107	100%	-	13.0	13.0	100%
1N	Virtual Horizons Charter School	New Charter	FY26	-	141	141	100%	-	23.0	23.0	100%
7I	Weber State University Charter Academy	Re-Opened Charter	FY26	-	12	12	100%	-	1.0	1.0	100%
7K	Wallace Stegner Academy	New Satellite	FY26	2,166	2,848	682	31%	242.0	390.0	148.0	61%
8L	Salt Lake Academy High School	Merged with Athlos	FY26	397	888	491	124%	57.7	83.0	25.3	44%
7E	Gateway Preparatory Academy	Expansion	FY26	737	2,223	1,486	202%	127.7	149.0	21.3	17%
4C	Lakeview Academy	Expansion	FY26	1,061	1,103	42	4%	135.4	140.0	4.6	3%
4D	Syracuse Arts Academy	Expansion	FY26	1,718	2,050	332	19%	543.9	366.0	-177.9	-33%
74	American Preparatory Academy	Merged with American Principles	FY26	5,186	5,451	265	5%	1,135.3	552.0	-583.3	-51%

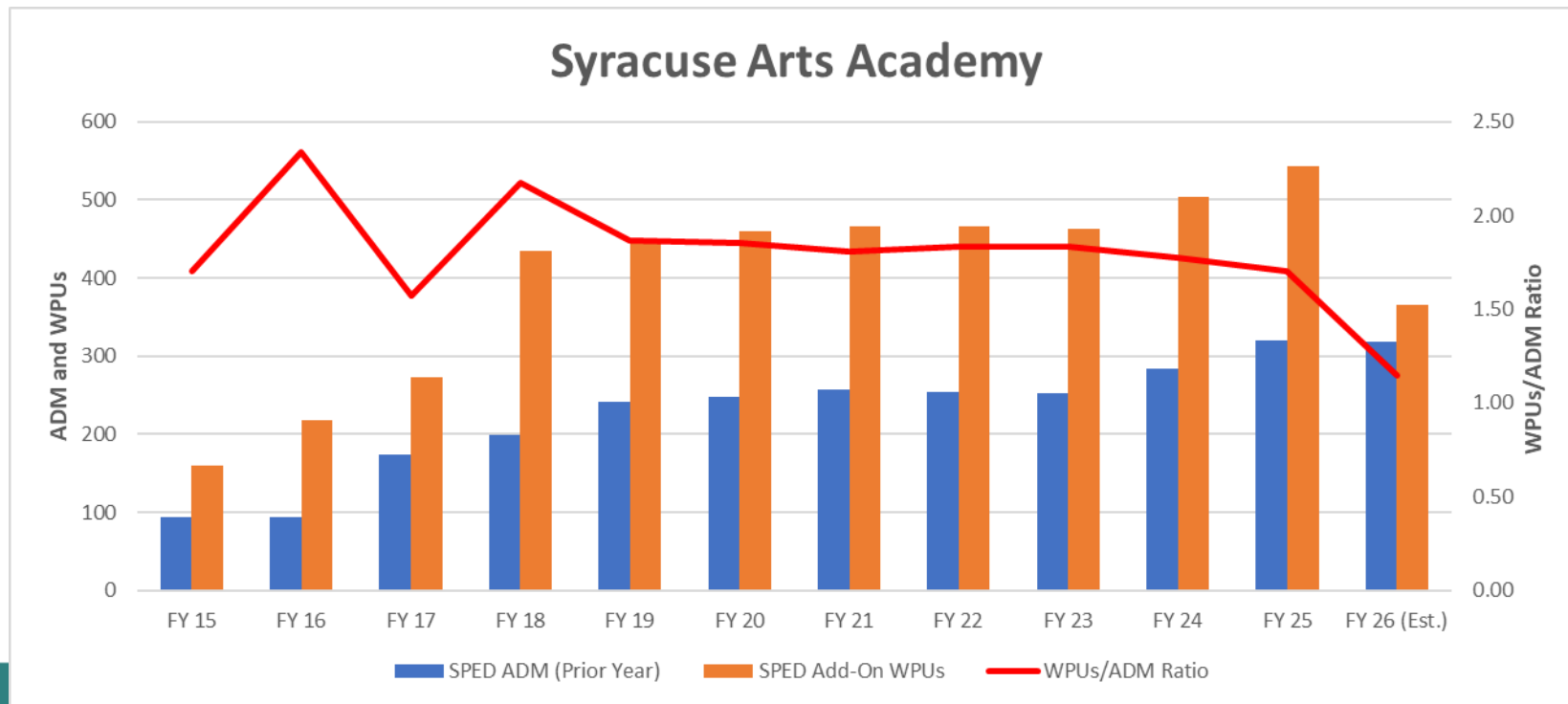
LEA Information				K-12 Enrollment Counts				SPED Add-On WPUs			
ID	LEA Name	Type	Year	FY25 - K-12	FY26 - K-12	Chng.	% Chng.	FY25	FY26 (Est.)	Chng.	% Chng.
2N	ThrivePoint Academy	New Charter	FY26	-	107	107	100%	-	13.0	13.0	100%
1N	Virtual Horizons Charter School	New Charter	FY26	-	141	141	100%	-	23.0	23.0	100%
7I	Weber State University Charter Academy	Re-Opened Charter	FY26	-	12	12	100%	-	1.0	1.0	100%
7K	Wallace Stegner Academy	New Satellite	FY26	2,166	2,848	682	31%	242.0	390.0	148.0	61%
8L	Salt Lake Academy High School	Merged with Athlos	FY26	397	888	491	124%	57.7	83.0	25.3	44%
7E	Gateway Preparatory Academy	Expansion	FY26	737	2,223	1,486	202%	127.7	149.0	21.3	17%
4C	Lakeview Academy	Expansion	FY26	1,061	1,103	42	4%	135.4	140.0	4.6	3%
4D	Syracuse Arts Academy	Expansion	FY26	1,718	2,050	332	19%	543.9	366.0	-177.9	-33%
74	American Preparatory Academy	Merged with American Principles	FY26	5,186	5,451	265	5%	1,135.3	552.0	-583.3	-51%

				FY26 SPED Add-On WPU's			
ID	LEA Name	Type	Year	Legislative Estimates	Midyear Updates (Est.)	Chng.	% Chng.
7K	Wallace Stegner Academy	New Satellite	Year 1	358.5	390.0	31.5	9%
7E	Gateway Preparatory Academy	Expansion	Year 1	255.2	149.0	-106.2	-42%
4C	Lakeview Academy	Expansion	Year 1	156.6	140.0	-16.6	-11%
4D	Syracuse Arts Academy	Expansion	Year 1	630.7	366.0	-264.7	-42%

				FY26 SPED Add-On WPU's			
ID	LEA Name	Type	Year	Legislative Estimates	Midyear Updates (Est.)	Chng.	% Chng.
7K	Wallace Stegner Academy	New Satellite	Year 1	358.5	390.0	31.5	9%
7E	Gateway Preparatory Academy	Expansion	Year 1	255.2	149.0	-106.2	-42%
4C	Lakeview Academy	Expansion	Year 1	156.6	140.0	-16.6	-11%
4D	Syracuse Arts Academy	Expansion	Year 1	630.7	366.0	-264.7	-42%

Syracuse Arts Academy (4D0)

Fiscal Year	FY2015	FY2016	FY2017	FY2018	FY2019	FY2020	FY2021	FY2022	FY2023	FY2024	FY2025	FY2026
Foundation WPU												
Prior Year WPU	159.080	159.378	210.605	272.611	434.322	450.115	459.380	465.828	465.828	463.167	504.569	543.871
Growth WPU	0.298	-6.213	-1.546	161.711	15.793	9.265	6.448	0.000	-2.661	41.403	39.302	-0.719
Year 1 Expansion	0	64.5386	0	0	0	0	0	0	0	0	0	0
Year 2 Expansion	0	0	63.5519	0	0	0	0	0	0	0	0	0
Expansion WPU	0.000	64.539	63.552	0.000	0.000	0.000	0.000	0.000	0.000	0.000	0.000	0.000
Total WPU	159.378	217.704	272.611	434.322	450.115	459.380	465.828	465.828	463.167	504.569	543.871	366.000
Prior Year ADM	93.7	93.0	173.6	199.7	240.9	248.1	257.8	253.8	252.3	284.3	319.3	318.9
WPU/ADM Ratio	1.70	2.34	1.57	2.17	1.87	1.85	1.81	1.84	1.84	1.77	1.70	1.15



LEA Information				K-12 Enrollment Counts				SPED Add-On WPU's			
ID	LEA Name	Type	Year	FY25 - K-12	FY26 - K-12	Chng.	% Chng.	FY25	FY26 (Est.)	Chng.	% Chng.
2N	ThrivePoint Academy	New Charter	FY26	-	107	107	100%	-	13.0	13.0	100%
1N	Virtual Horizons Charter School	New Charter	FY26	-	141	141	100%	-	23.0	23.0	100%
7I	Weber State University Charter Academy	Re-Opened Charter	FY26	-	12	12	100%	-	1.0	1.0	100%
7K	Wallace Stegner Academy	New Satellite	FY26	2,166	2,848	682	31%	242.0	390.0	148.0	61%
8L	Salt Lake Academy High School	Merged with Athlos	FY26	397	888	491	124%	57.7	83.0	25.3	44%
7E	Gateway Preparatory Academy	Expansion	FY26	737	2,223	1,486	202%	127.7	149.0	21.3	17%
4C	Lakeview Academy	Expansion	FY26	1,061	1,103	42	4%	135.4	140.0	4.6	3%
4D	Syracuse Arts Academy	Expansion	FY26	1,718	2,050	332	19%	543.9	366.0	-177.9	-33%
74	American Preparatory Academy	Merged with American Principles	FY26	5,186	5,451	265	5%	1,135.3	552.0	-583.3	-51%

R277-479-2. Definitions.

(6) "Expanding charter school" means a "large expansion" or new "satellite school" as described in Rule R277-550.

R277-550-2. Definitions.

(18) "Satellite school" means a charter school affiliated with an existing charter school physically located within Utah that:

- (a) has the same governing board as the existing charter school;
- (b) has the same authorizer as the existing charter school;
- (c) may have a similar or different program of instruction or grades served from the existing charter school;
- (d) is located at a different site or in a different geographical area than the existing charter school; and
- (e) has a separate school number than the existing charter school.

R277-479-2. Definitions.

(6) "Expanding charter school" means a "large expansion" or **new** "satellite school" as described in Rule R277-550.

R277-550-2. Definitions.

(18) "Satellite school" means a charter school affiliated with an existing charter school physically located within Utah that:

- (a) has the same governing board as the existing charter school;
- (b) has the same authorizer as the existing charter school;
- (c) may have a similar or different program of instruction or grades served from the existing charter school;
- (d) is located at a different site or in a different geographical area than the existing charter school; and
- (e) has a separate school number than the existing charter school.

				FY26 SPED Add-On WPU			
ID	LEA Name	Type	Year	Legislative Estimates	Midyear Updates (Est.)	Chng.	% Chng.
8L	Salt Lake Academy High School	Merged with Athlos	Year 1	150.6	83.0	-67.6	-45%
74	American Preparatory Academy	Merged with American Principles	Year 1	1,234.5	552.0	-682.5	-55%

ID	LEA Name	Type	Year	FY26 - K-12	FY27 - K-12 (Proj.)	Chng.	% Chng.	FY26 (Est.)	FY27 (Est.)	Chng.	% Chng.
1K	Vanguard Academy	Expansion	FY27	661	836	175.0	26%	19.8	83.6	63.8	323%
4N	Custom Class Charter School	New Charter	FY27	-	218	218.0	100%	-	21.8	21.8	100%
5N	Azure Fields Charter High School	New Charter	FY27	-	99	99.0	100%	-	9.9	9.9	100%
2E	Karl G. Maeser Preparatory Academy	Expansion	FY27	672	780	108.0	16%	63.1	78.0	14.9	24%
93	John Hancock Charter School	Expansion	FY27	1,089	1,519	430.0	39%	174.2	151.9	-22.3	-13%
9C	Paradigm High School	Expansion	FY27	365	486	121.0	33%	81.7	48.6	-33.1	-41%
2K	Utah Military Academy	Expansion	FY27	1,163	1,200	37.0	3%	378.6	120.0	-258.6	-68%

R277-479-2. Definitions.

(6) "Expanding charter school" means a "large expansion" or new "satellite school" as described in Rule R277-550.

R277-550-2. Definitions.

(8) "Large expansion" means a charter school's request for expansion if the expansion request:

- (a) is for more than 100 students;
- (b) would necessitate significant school remodel; or
- (c) is for more than one additional grade level.

R277-479-2. Definitions.

(6) "Expanding charter school" means a "large expansion" or new "satellite school" as described in Rule R277-550.

R277-550-2. Definitions.

(21) "Small expansion" means a charter school's request for expansion if the expansion request:

- (a) is for 50-100 students;
- (b) would not necessitate a significant school remodel; and
- (c) is for no more than one additional grade.

Policy Questions

1. Do merged charters with distinct campuses count as new satellite schools for R277-479?

Policy Questions

1. Do merged charters with distinct campuses count as new satellite schools for R277-479?
2. Should the Board consider waiving R277-479 for FY26 for some of the expanding charter schools?

Policy Questions

1. Do merged charters with distinct campuses count as new satellite schools for R277-479?
2. Should the Board consider waiving R277-479 for FY26 for some of the expanding charter schools?
3. Should the timelines for R277-479 be changed so the rule does not require significant budget reductions in the middle of the year?

Policy Questions

1. Do merged charters with distinct campuses count as new satellite schools for R277-479?
2. Should the Board consider waiving R277-479 for FY26 for some of the expanding charter schools?
3. Should the timelines for R277-479 be changed so the rule does not require significant budget reductions in the middle of the year?
4. Should definitions in R277-550 be revised to be clearer and more consistently applied?

Policy Questions

1. Do merged charters with distinct campuses count as new satellite schools for R277-479?
2. Should the Board consider waiving R277-479 for FY26 for some of the expanding charter schools?
3. Should the timelines for R277-479 be changed so the rule does not require significant budget reductions in the middle of the year?
4. Should definitions in R277-550 be revised to be clearer and more consistently applied?
5. How do policymakers want to address the inequitable funding levels for charters from previous expansions?

Contact Us

Winona Moss

MSP Financial Manager

winona.moss@schools.utah.gov

Dale Frost

MSP Administrator

dale.frost@schools.utah.gov

Sam Urie

School Finance Director

sam.urie@schools.utah.gov